



EAST AFRICAN COMMUNITY



TRADE REPORT 2012



**EAST AFRICAN COMMUNITY
TRADE REPORT 2012**

EAC Secretariat
Arusha, Tanzania,
December, 2013



EAST AFRICAN COMMUNITY

TRADE REPORT 2012

Contents

LIST OF TABLES	8
LIST OF FIGURES	9
ACRONYMS	10
FOREWORD	12
EXECUTIVE SUMMARY	14
CHAPTER 1	16
THE EAST AFRICAN COMMUNITY INTEGRATION PROCESS	
1.1 Background	16
1.2 Overview of the EAC Integration	17
1.3 COMESA, EAC, SADC Tripartite Arrangement	18
1.4 The EAC-U.S. Trade and Investment Partnership	19
1.5 Purpose of the Report	19
1.6 Structure of the Report	19
CHAPTER 2	20
OVERVIEW OF MACROECONOMIC AND TRADE DEVELOPMENTS	
2.1 Global Macroeconomic Environment	20
2.2 EAC Macro Economic Environment	23
2.1.1 Economic Growth	23
2.2.2 Inflation	24
2.2.3 Exchange Rate	25
2.2.4 Balance of Payments	26
2.2.5 National Savings	27
2.2.6 External Debt	27
2.3 World Trade Developments	28
CHAPTER 3	30
EAC TRADE PERFORMANCE	
3.1 Total Intra-EAC Trade	30
3.1.1 Imports	32
3.1.2 Exports	32
3.2 EAC Trade with the Rest of the World	32
3.2.1 Imports	32
3.1 Exports	32

CHAPTER 4	34
TRADE DEVELOPMENTS IN THE EAC PARTNER STATES	
4.1 Burundi International Trade	34
4.1.1 Imports	35
4.1.2 Domestic Exports	36
4.1.3 Re-Exports	37
4.1.4 Intra-EAC Trade	37
4.2 Kenya's International Trade	39
4.2.1 Imports	40
4.2.2 Domestic Exports	41
4.2.3 Re-exports	42
4.2.4 Intra EAC Trade	42
4.3 Rwanda's International Trade	45
4.3.1 Imports	45
4.3.2 Domestic Exports	46
4.3.3 Re-exports	46
4.3.4 Intra EAC Trade	47
4.4 Tanzania's International Trade	49
4.4.1 Imports	50
4.4.2 Domestic Exports	50
4.4.3 Re-exports	51
4.4.4 Tanzania's Intra-EAC Trade	52
4.5 Uganda's International Trade	54
4.5.1 Imports	55
4.5.2 Domestic Exports	55
4.5.3 Re-Exports	56
4.5.4 Intra EAC Trade	57
CHAPTER 5	60
SPECIAL CATEGORY CONSIDERATIONS WITHIN EAC CUSTOMS UNION	
5.1 Exemptions and Remissions	60
5.2 Sensitive Goods	62
5.3 Excisable Products	63
5.4 Tariff Bands	64
CHAPTER 6	66
CUSTOMS REVENUE PERFORMANCE IN EAC	
6.1 General Performance of Customs Revenue	66
6.2 Burundi	67
6.3 Kenya	67
6.4 Rwanda	67
6.5 Tanzania	67
6.6 Uganda	67

CHAPTER 7	70
INVESTMENT FLOWS IN THE COMMUNITY	
7.1 Policy Framework	70
7.2 Investment Climate	71
7.3 EAC Foreign Direct Investment flows	71
7.3.1 Overall Investment Flows	72
7.3.2 Intra-EAC Investment Flows	72
7.4 Employment Creation	74
7.5 Sectoral Distribution of Foreign Direct Investment	74
7.5.1 Burundi	74
7.5.2 Kenya	75
7.5.3 Rwanda	75
7.5.4 Tanzania	76
7.5.5 Uganda	77
7.6 Individual Countries' Sources of Investment	77
7.6.1 Burundi	77
7.6.2 Kenya	78
7.6.3 Rwanda	79
7.6.4 Tanzania	79
7.6.5 Uganda	80
7.7 Challenges to Investment Promotion	80
CHAPTER 8	82
CONCLUSIONS	
APPENDICES	84

List of Tables

Table 2.1: GDP Growth Rates, 2008-2012 (Percent Change)	21
Table 2.2: Selected Economic Indicators by Region, 2008-2012	22
Table 2.3: World Merchandise Trade by Region, 2008-2012	28
Table 3.1: Total Intra-EAC Trade, 2008-2012 (US\$ million)	31
Table 3.2: Trade flow for EAC, 2008-2012 (US\$ million)	33
Table 4.1: Burundi's Trade with EAC Partner States, 2008-2012, (US\$ million)	38
Table 4.2: Intra-EAC Exports, 2008-2012 (US\$ million)	39
Table 4.3: <i>Kenya's Trade with EAC Partner States, 2008-2012, (US\$ million)</i>	43
Table 4.4: Intra-EAC Exports, 2008-2012 (US\$ million)	44
Table 4.5: Rwanda's Trade with EAC Partner States, 2008-2012, (US\$ million)	48
Table 4.6: Intra-EAC Exports, 2008-2012 (US\$ million)	49
Table 4.7: Tanzania's Trade with EAC Partner States, 2008-2012, (US\$ million)	53
Table 4.8: Tanzania's Intra-EAC Exports, 2008-2012 (US\$ million)	53
Table 4.9: Uganda's Trade with EAC Partner States, 2008-2012 (US\$ million)	57
Table 4.10: Intra-EAC Exports, 2008-2012 (US\$ million)	58
Table 5.1: Total Exemptions and Remissions Granted by EAC Partner States, 2008 – 2012 (US\$ million)	61
Table 5.2: Tariff Band Status in EAC Partner States, 2008 - 2012 (US\$ million)	65
Table 6.1: Customs Revenue Collected by EAC Partner States, 2009-2012 (US\$ million)	68
Table 7.1: Foreign Direct Investment Flows in EAC region, 2008 - 2012 (US\$ million)	73
Table 7.2: Number of Jobs Created through Foreign Investments, 2008-2012	74
Table 7.3: Burundi's Sectoral Distribution of Foreign Investment 2011- 2012	74
Table 7.4: Kenya's Sectoral Distribution of Foreign Investment, 2011 - 2012	75
Table 7.5: Rwanda's Sectoral Distribution of Foreign Investment 2011 – 2012	76
Table 7.6: Tanzania's Sectoral Distribution of Foreign Investment, 2011 – 2012	76
Table 7.7: Uganda's Sectoral Distribution of Foreign Investment 2011-2012	77
Table 7.8: Burundi's Major Sources of Investment 2011 – 2012	78
Table 7.9: Kenya's Major Sources of FDI, 2011 - 2012	78
Table 7.10: Rwanda's Major Sources of Investment 2011 - 2012	79
Table 7.11: Tanzania's Major Sources of Investment 2011 - 2012	79
Table 7.12: Uganda's Major Sources of Investment 2011 - 2012	80

List of Figures

Figure 3.1: Total Intra-EAC Trade, 2008-2012 (US\$ million)	31
Figure 4.1: Burundi's Total Exports, Imports and Trade Balance, 2008-2012	35
Figure 4.2: Burundi's Imports by Country/Region of Origin (Percent Share)	36
Figure 4.3: Burundi's Domestic Exports by Destination (percent share)	36
Figure 4.4: Burundi's Re-exports as percent of Total Exports	37
Figure 4.5: Burundi's Trade with EAC Partner States, (US\$ million)	37
Figure 4.6: Kenya's Total Exports, Imports and Trade Balance, 2008-2012	40
Figure 4.7: Kenya's Imports by Country/Region of Origin (percent Share)	41
Figure 4.8: Kenya's Domestic Exports by Destination (Percent Share)	41
Figure 4.9: Kenya's Re-exports as percent of Total Exports	42
Figure 4.10: Kenya's Trade with EAC Partner States, 2008-2012 (US\$ million)	42
Figure 4.11: Rwanda's Total Exports, Imports and Trade Balance, 2008-2012	45
Figure 4.12: Rwanda's Imports by Country/Region of Origin (Percent Shares)	45
Figure 4.13: Rwanda's Domestic Exports by Destination (Percent Share)	46
Figure 4.14: Share of Rwanda's Re-exports to Total Exports, 2008-2012	47
Figure 4.15: Rwanda's Trade with EAC Partner States, 2008-2012	47
Figure 4.16: Tanzania's Exports, Imports and Trade Balance, 2008-2012	49
Figure 4.17: Tanzania's Imports by Country/Region of Origin (Percent Shares)	50
Figure 4.18: Tanzania's Domestic Exports by Destination (Percent Share)	51
Figure 4.19: Share of Tanzania's Re-exports to Total Exports, 2008-2012	51
Figure 4.20: Tanzania's Trade with EAC Partner States, 2008-2012	52
Figure 4.21: Uganda's Total Exports, Imports and Trade Balance, 2008 -2012	54
Figure 4.22: Uganda's Imports by country /Region of origin, (Percent Share)	55
Figure 4.23: Uganda's Percent Share of Domestic Exports by Destination	56
Figure 4.24: Uganda's Re-exports as a percent of Total Exports 2008-2012	56
Figure 4.25: Uganda's Trade with EAC Partner States, 2008-2012 (US\$ million)	57

Acronyms

AfDB	African Development Bank
BOT	Bank of Tanzania
BOU	Bank of Uganda
CBK	Central Bank of Kenya
CET	Common External Tariff
COMESA	Common Market for Eastern and Southern Africa
EAC	East African Community
ECOWAS	Economic Community for West African States
EDC	Economic and Development Cooperation
EPA	Economic Partnership Agreement
EU	European Union
FDI	Foreign Direct Investment
FRW	Rwanda Francs
GDP	Gross Domestic Product
GNS	Gross National Savings
IMF	International Monetary Fund
KNBS	Kenya National Bureau of Statistics
KRA	Kenya Revenue Authority
NMC	National Monitoring Committees
NTBs	Non-Tariff Barriers
RO	Rules of Origin
ROA	Rest of Africa
ROW	Rest of the World
SADC	Southern Africa Development Community
SCT	Single Customs Territory

SCTIFI	Sectoral Council on Trade, Industry, Finance and Investment
TRA	Tanzania Revenue Authority
UBOS	Uganda Bureau of Statistics
UK	United Kingdom
URA	Uganda Revenue Authority
USA	United States of America
WTO	World Trade Report
AGOA	African Growth and Opportunities Act
CPI	Consumer Price Index
TIFA	Trade and Investment Framework Agreement
Ken Invest	Kenya Investment Authority
TIC	Tanzania Investment Centre
ZIPA	Zanzibar Investment Promotion Agency
UIA	Uganda Investment Authority,
RDB	Rwanda Development Board
API	Burundi Investment Promotion Agency
IPAs	Investment Promotion Agencies

Foreword

This report is a beginning of the harmonisation and development of regional statistical information. Trade information will particularly be useful when rolling out to cover intra-regional flows of other factors of production under the Common Market.



The eight edition of the 2012 EAC Trade Report comes at an important moment when the world is struggling to recover from the effect of the global financial and economic crises. Globally, the year 2012 was characterized by a fragile and weak global economy; high unemployment; fiscal challenges in the U.S and sovereign debt crisis in the Euro area. In the EAC region, Partner States made major integration milestones on key issues of implementation of the customs union and common market and finalization of negotiations of the protocol establishing monetary union.

This year's EAC Trade Report provides an in-depth analysis of macro-economic performance of the world and regional economies. The report

further analyzes the EAC status in the context of the overall global performance and specifically the trade flows during the period under review. The report also looks at recent investment policy developments at the international level and provides information on investment climate by analyzing inward foreign direct investment flows in the EAC Partner States.

The 2012 EAC Trade Report relies heavily on statistics produced by national authorities and agencies. Since the first edition in 1997, there has been a substantial increase in the availability and quality of the data, thanks to improvements in statistical capacity in many countries. However, more remains to be done: the capacity to use statistical data for research

and analysis remains weak. In addition, there is need for inclusion of detailed and disaggregated data on trade in services and outward investment flows.

This calls for coordination among EAC Partner States to invest more especially on research and analytical skills and empower the statistical bureaus and investment agencies to conduct more surveys that will help improve not only trade data within the region but also promote investment climate.

The report further manifests a commitment of Partner States in the implementation of the Customs Union particularly the uniform application of the customs instruments. In addition, the report is a tool which will enable EAC to model and shape its trade policy with other regions. The on-going negotiations for Free Trade Area between EAC, COMESA and SADC will be informed by the information provided in this and similar trade reports.

Statistical data are a pivotal factor in all the integration stages of the EAC and becomes increasingly pertinent as the region moves towards a Common Market and subsequently a Monetary Union. Under the Customs Union, production and exchange of customs and trade statistics and information is one of the areas of co-operation and the EAC Customs Management Act provides for the compilation and dissemination of such statistics. This report is therefore a beginning of the harmonisation and development of regional statistical information. Trade information will particularly be useful when rolling out to cover intra-regional flows of other factors of production under the Common Market.

I recognise and appreciate the efforts of experts from the Revenue Authorities, Bureaus of Statistics, Central Banks and Investment Authorities of the EAC Partner States for their valuable input in compiling this report. The team from the Directorate of Customs and Trade and the Department of Statistics at the EAC Secretariat led by the Directors of Trade need special mention in coordinating the whole exercise from compilation, analysis to production of this report.

We commend the Development Partners, particularly the European Union who have since 2005 funded the preparation of EAC trade reports through the Regional Integration Support Programme. We hope this partnership will continue to grow stronger in future.

The production of the trade reports has been made possible by the reforms and modernisation being undertaken by customs administration through enhanced computerisation and administrative efficiencies that enable the production of quality data. The quality and timely production of this Trade Report will improve the project relating to the inter-connectivity of customs systems is fully operational and Single customs territory is operationalized.



Dr. Richard Sezibera
Ambassador
SECRETARY GENERAL
EAC

Executive Summary

The EAC Partner States have reinforced the regulatory environment for investment, making more use of industrial policies and reforms in strategic sectors of the economy. According to the World Investment Report (2013), FDI flows to East Africa grew by 37 percent to \$ 6.3 billion in 2012 from US\$ 4.6 billion in 2011

Economic conditions in EAC region remained generally robust against the backdrop of a sluggish global economy. EAC output growth averaged at 5.4 percent in 2012, higher than the 4.9 percent average growth for SSA. Inflation in the region slowed during 2012, as food and fuel price inflation eases following surge during 2011. In addition, EAC Partner States used coordinated approach of monetary policy tightening to reverse the 2011 price spikes.

World trade reflected the weak momentum in global activity. The volume of exports and imports of advanced economies slowed to their pre crises levels. The trend was also reflected in the emerging markets and developing economies, including China, India and SSA economies. Consequently, exports volume growth in SSA slowed to an average of 3.5 in 2012 from 4.2 in 2011, while import volume growth halved to 4.5 percent from 10.7 percent over the same period.

In contrast, EAC total trade with the rest of the world increased to US\$ 52,836.0 million, being 9.6 percent higher compared to US\$ 48,226.5 million recorded in 2011. This was driven by increased levels of both imports and exports. However, the share of total trade with the rest of

the world to total EAC trade declined marginally to 89.3 percent compared to 90.3 percent in 2011.

The value of Intra EAC trade also grew by 21.9 percent to US\$ 5,471 largely attributed to increase in both imports and exports that went up by 20.6 percent and 22.9 percent, respectively. Inter and Intra-EAC imported commodities mainly include mineral fuels, manufactured goods and machinery and capital equipment. Exports growth was largely driven by improved agricultural produce especially the main traditional commodities of tea, coffee and horticulture.

EAC Partner States have continued to record increasing values of exemptions and remissions. In 2012, only Uganda recorded a decline in the value of imported goods eligible for exemptions and remissions; other EAC Partner States recorded increasing values.

Most of the exempted included goods for investment and aid funded projects, charitable organizations, embassies and consulate goods. Analysis of sensitive goods reveals that the share of sensitive goods imported from EAC Partner States declined from 33.8 percent in 2011 to 11.7 percent in 2012. The decline was as a result of substantial reduction in the value of sensitive goods from EAC from an



average of US\$ 1,350 million in 2011 to US\$ 428 million in 2012. However, sensitive goods from non EAC countries increased by 22.59 percent to US\$ 3,248 million in 2012.

In 2012, customs revenue from all EAC Partner States increased by 9.2 percent to US\$ 6,505.3 million from US\$ 5,958.4 million in 2011. During the same period, the share of customs revenue to total tax revenue declined to 36.7 percent from 39.8 percent in 2011. The share of total customs revenue to total revenue declined all the EAC Partner States.

At the regional front, EAC Partner States have been keen to attract and facilitate investment as a means for productive capacity building and sustainable development. Partner States have reinforced the regulatory environment for investment, making more use of industrial policies and reforms in strategic sectors of the economy. According to the World Investment Report (2013), FDI flows to East Africa grew by 37 percent to \$ 6.3 billion in 2012 from US\$ 4.6 billion in 2011.

The rising trend in FDI flows to the region was largely attributed to the recent discoveries and exploration of gas reserves in Tanzania and oil fields in Uganda and Kenya. In addition the region's good economic performance over the recent past underpins the rise in investment in

key sectors such as manufacturing, services, finance, agri-business among others. Tanzania and Uganda were the largest recipients of FDI in the EAC region followed by Kenya, Rwanda and Burundi in that order.

In 2012, the total intra EAC FDI inflows increased by 5.5 per cent from US\$ 213.7 million in 2011 to US\$ 215.4 million. However, the number of registered projects declined from 66 to 53 projects over the review period. Kenya was the main source of FDI flows to other EAC Partner States, while Tanzania received the highest FDI Inflows amounting to US\$ 100.3 million in 2012 from US\$ 50.2 million. FDI flows to Kenya also increased substantially from US\$ 0.6 million in 2011 to US\$ 31.6 million in 2012. Intra EAC flows of FDI to Uganda, Rwanda and Burundi declined.

In the EAC region, the number of jobs created by the licensed projects decreased by 5.6 per cent from 110,187 recorded in 2011 to 104,028 in 2012. The number of jobs created in Rwanda and Uganda increased three folds to 17,311 and 46,202 jobs, respectively compared to 5,553 jobs and 19,983 jobs, in 2011. Jobs created in Kenya, Tanzania and Burundi declined by 52.3 percent, 54.6 percent and 46.7 percent respectively.

CHAPTER 1

THE EAST AFRICAN COMMUNITY INTEGRATION PROCESS



1.1 Background

The integration of East African Community (EAC) is premised on the objective of attaining deeper integration of the region for the realisation of balanced growth and development in order to enhance the standards of living of its peoples. The entry point of the integration process is the Customs Union which came into effect in 2005 followed by a Common Market in 2009 and Monetary Union that was slated for 2012. The year 2012 marked the

eight year of the implementation of the EAC Customs Union. A fully fledged stage, which presupposes attainment of an inter-EAC free trade regime coupled with unhindered movement of goods within the region, a deeper harmonised trade policy, strengthened regional institutional framework and integrated regional wide systems on customs and trade.

In April 2011, the High Level Taskforce on negotiations of EAC Monetary Union Protocol commenced its work

and negotiations are expected to be finalised by November, 2013. The conclusion and entry into force of Monetary Union Protocol will further enhance the integration in the region culminating into the final stage of integration process which is Political Federation.

1.2 Overview of the EAC Integration

The eight years of implementing the Customs Union have been characterised by further harmonisation of customs and trade related instruments. The Common External Tariff (CET) was reviewed in 2012 to cater for the dynamic trade and business environment taking into account the applicable rates on all the products imported into the region. The end of 2012 was the commencement of the EAC study on the establishment of a Single Customs Territory (SCT). The establishment of a SCT will further enhance consolidation of the EAC Customs Union. In the period under review, the Customs Management Act had also undergone periodic amendments to accommodate the changing business environment. A review of the Rules of Origin was also undertaken and the criterion on change in tariff heading was operationalized.

Harmonisation of quality standards in the region attained 1200 products and regulations on draft testing laboratories were also developed and were approved by the Sectoral Council on Legal and Judicial Affairs in November, 2012

Negotiations for the EAC and the European Union (EU) on the Economic Partnership Agreement (EPA) were resumed in September 2011. Substantial progress has been made in the negotiations under the four EPA Clusters namely, Economic and Development Cooperation (EDC); Rules of Origin (RO); Agriculture and Institutional Arrangements and, Dispute Settlement and Final Provisions. However, outstanding technical issues remain in Rules of Origin, Agriculture and Institutional Arrangements and, Dispute Settlement and Final Provisions. The Parties have agreed that Trade in Services, Environment and Sustainable Development together with other Trade Related Issues be negotiated at a later stage.

November 2013:
Expected date for
the finalisation of
the negotiations
of the EAC
Monetary Union
Protocol

**2
0
1
3**



In the area of elimination of Non-Tariff Barriers (NTBs), the National Monitoring Committees (NMC) and the EAC Regional Forum on NTBs continued to spearhead elimination of NTBs in the region. In order to enhance elimination of NTBs, the 8th EAC Regional Forum on NTBs was held in September, 2012 and among others, considered the draft study report on development of a legally binding mechanism on the elimination of NTBs. The final report was considered by the Sectoral Council on Trade, Industry, Finance and Investment (SCTIFI) on 2nd November, 2012 and directed the Secretariat to circulate the report to Partner States for their comments by 15th January, 2013. Once approved by the Council, the legally binding mechanism will assist the NMCs and EAC Regional Forum to redress the outstanding NTBs in the EAC Time Bound Programme.

1.3 COMESA, EAC, SADC Tripartite Arrangement

The EAC has remained a key player in the development of tripartite arrangements with COMESA and SADC. Pursuant to the Tripartite Summit declaration made in October 2008 to establish a COMESA-EAC-SADC FTA, preparatory activities including development of various instruments have been undertaken. The institutional arrangement for negotiating the Tripartite FTA was adopted by the 2nd Tripartite Summit. Since then, the Tripartite Trade Negotiation Forum (TTNF) has met four times from 7th -9th December, 2011 in Nairobi, Kenya; 12th -14th March 2012 in Lusaka, Zambia; 1st – 3rd June, 2012 in Grand Baie, Mauritius and 5th -7th September 2012 in Arusha, Tanzania.

In conformity with the Road Map for negotiating, the Tripartite FTA adopted by the 2nd Tripartite Summit, the TTNF made the following achievements in 2012:

- (i) The TTNF adopted a Work Plan and Schedule of Meetings for the Tripartite FTA negotiations in which the Negotiations for Trade in Goods are planned to take place over 25 months between February 2012 and April 2014;
- (ii) The TTNF recognised the existence of the draft FTA Agreement and Annexes (December 2010 version) as the starting point for the negotiations and agreed that the text that will eventually be adopted will be the outcome of the negotiations;
- (iii) The TTNF established three Tripartite Technical Working Groups (TWGs) for Customs Cooperation, Documentation, Procedures and Transit Instruments; Technical Barriers to Trade (including Standards, Metrology), SPS Measures and NTBs; and Rules of Origin;
- (iv) The Technical Working Groups held an inaugural Meeting from 3rd – 4th September 2012 in Arusha, Tanzania and embarked on negotiations on specific annexes of the draft Tripartite FTA Agreement;
- (v) The TTNF confirmed that the revised Tariff, Trade Statistics and Trade Policy measures submitted by the Tripartite Member/Partner States as compiled and circulated by the Tripartite Task Force, constitutes a reasonable basis for commencement of the negotiations and that updates and additional information should continue to be exchanged throughout the negotiation period;
- (vi) The TTNF adopted the draft Monitoring and Evaluation Mechanism for the Tripartite FTA Negotiations, with the exception of paragraph 9 on independent evaluation, which was referred to the Tripartite Committee of Senior Officials for further guidance; and
- (vii) The 2nd Meeting of the TWG as well as the 5th Meeting of the TTNF was held in Cairo, Egypt.

1.4 The EAC–U.S. Trade and Investment Partnership

Introduction

The EAC Partner States have preferential market access to the U.S. under African Growth and Opportunities Act (AGOA). Further, the EAC and U.S. have a Trade and Investment Framework Agreement (TIFA) signed on 16th July 2008, which establishes a framework for expanding trade and investment. In June 2012, the EAC and the U.S. resolved to upscale the existing Trade and Investment Framework Agreement to a new Trade and Investment Partnership that will include the following:

- i. A regional investment treaty;
- ii. A trade facilitation agreement;
- iii. Continued trade capacity building assistance; and
- iv. A commercial dialogue between the EAC and U.S. private sectors

Objectives of the EAC – U.S. Trade and Investment Partnership

- i. Strengthening regional integration in the EAC;
- ii. Contributing to promoting value addition and addressing production, supply and trading capacity in the EAC region;
- iii. Creating a conducive investment climate in the EAC region;
- iv. Attracting targeted Foreign Direct Investment (FDI) from the U.S. that contributes to income generation, employment and transfer of appropriate technology in the region;
- v. Increasing intra-regional and international trade;
- vi. Enhancing competitiveness in trade;
- vii. Enhancing reliable and flexible market access;
- viii. Facilitating infrastructural investment within the region;
- ix. Enhancing industrialization investment; and
- x. Creating a forum for EAC and U.S. private sector interaction

Status of the EAC – U.S. Trade and Investment Partnership

- i. Exploratory discussions and information sharing have been undertaken between the EAC and the U.S. on the four components of the Trade and Investment Partnership.
- ii. An EAC – U.S. Ministerial Meeting was held on 19th October 2012 in Nairobi, where both Parties Signed the EAC – U.S. Letter of Intent on the Commercial Dialogue.

1.5 Purpose of the Report

This report is the eighth EAC Trade report since 2005 and it builds on the previous trade reports by providing data on key elements of trade and investment. The analysis gives a global perspective on macro-economic variables during 2012. The EAC status is also analysed in the context of the overall global performance and specifically the trade flows during the period under review. The report disaggregates the analysis further into specific areas that constitute the tariff structure such as the sensitive rates, the tariff bands, exemptions and the excisable goods. The report also presents detailed status of the revenue and investment performance. The Trade report underpins specific policy documents that are published from time to time by various EAC Partner States. The report is a useful tool in providing requisite data for policy, academia, research and business.

1.6 Structure of the Report

The report is structured in 8 chapters, with the first chapter providing an introduction and background to the EAC integration process. Chapter two gives an overview of macroeconomic and trade developments at international level and macroeconomic and developments at regional level. The third chapter discusses trade developments among the EAC Partner States and other regions. Chapter four and five cover analysis of trade performance of each of the EAC Partner States. Chapter six is a review of customs revenue performance of the Partner States. Chapter seven reviews the performance of investment flows in the region and chapter eight presents the conclusion and way forward.

CHAPTER 2

OVERVIEW OF MACROECONOMIC AND TRADE DEVELOPMENTS



2.1 Global Macroeconomic Environment

In 2012, World real GDP growth decelerated by 0.7 percent to 3.2 percent compared to 3.9 percent in 2011. The slowdown in world output was as a result of slower growth in several key emerging market and developing economies as well as a more protracted recession in the Euro area.

In advanced economies, the recovery remained unbalanced. On average, growth slowed down to 1.5 percent in 2012 compared to 1.7 percent in 2011, largely due to the 2012 Euro area recession that saw output decline to 0.6 percent compared to a growth of 1.5 percent in 2011. The recession in the euro area was linked to the sovereign debt crisis and a general loss of business confidence. In addition, the effects of bank deleveraging on the real economy and the impact of fiscal consolidation in response to market pressures continued to slowdown economic performance. The US economy on the other hand registered a growth of 2.8 percent in 2012 compared to 1.8 percent in 2011. Despite improved growth, the US was still faced with the political challenge of balancing tax increases and reduction in government spending; this could have translated to downside economic risks.

Emerging market and developing economies remained the mainstay of global growth, despite a moderation in economic growth from 6.2 percent in 2011 to 4.6 percent in 2012. The gradual slowdown in the 2012 growth was attributed to both cyclical and structural reasons. In addition, the region was faced with new risks of slowing credit and possibility of tighter financial conditions given the anticipated unwinding of monetary policy stimulus in the United States. The slow pace of economic activity in advanced economies also adversely affected growth in emerging market and developing economies because of restrained external demand for their exports.

Sub-Saharan Africa continued to record strong economic growth, despite the weaker global economic environment. Growth in SSA was largely driven by robust domestic demand in the resource rich and low income countries, rising world commodity prices, coupled with new resource discoveries. However, the slowdown in 2012 growth was attributed to weak external demand. Weaknesses exposed in advanced economies also heightened downside risks in a number of SSA countries. South Africa faced particular challenges arising from effects of the euro crisis, uncertainties and instabilities in the mining and agricultural sectors.

Table 2.1: GDP Growth Rates, 2008-2012 (Percent Change)

Region/Country	2008	2009	2010	2011	2012
World	2.7	-0.4	5.2	3.9	3.2
Advanced economies	0.1	-3.4	3.0	1.7	1.5
USA	-0.3	-2.8	2.5	1.8	2.8
Euro area	0.4	-4.4	2.0	1.5	-0.6
United Kingdom	-0.8	-5.2	1.7	1.1	0.2
Japan	-1.0	-5.5	4.7	-0.6	2.0
Emerging market and developing economies	5.8	3.1	7.5	6.2	4.9
China	9.6	9.2	10.4	9.3	7.7
India	3.9	8.5	10.5	6.3	3.2
Middle East and North Africa	5.0	3.0	5.5	3.9	4.6
Sub-Saharan Africa	5.7	2.6	5.6	5.5	4.9
South Africa	3.6	-1.5	3.1	3.5	2.5

Source: IMF, *World Economic Outlook*, October 2013

In 2012, world saving as a share of GDP rose to 24.8 percent from 22.7 percent in 2009 while investment as a share of GDP rose to 24.5 percent from 22.5 percent over the same period. These aggregate developments however, masked considerable variations between countries and regions. In emerging market and developing countries, higher economic growth has encouraged savings and investments while advanced economies have experienced deterioration in both the savings and investments.

In advanced economies, the share of saving to GDP slowed down marginally to 19.5 percent in 2012. The deterioration in the saving rates was particularly marked in Japan, United Kingdom and United States. In the Euro area the share of saving to GDP stabilized at about 20 percent on account of fiscal consolidation measures.

Sharp increases in saving rates in the emerging and developing economies were largely attributed to the rise in commodity prices that saw considerable increase in public saving, more so in oil producing countries following favorable world oil prices in the international markets since 2006. Saving and investment rates in SSA region have also remained relatively high despite the global financial and economic crisis largely on account of stable macroeconomic and political conditions that saw increased capital inflows to the region. The relatively high investment rate in the region is explained by the recent discoveries especially in the natural resource extractive industries. The region has also experienced diversified investment in the construction, telecommunications and financial sector of the economy.

Table 2.2: Selected Economic

INDICATOR	REGION	2008	2009	2010	2011	2012
Gross National Savings (% of GDP)	World	24.7	22.7	24.0	24.6	24.8
	Advanced Economies	20.6	18.3	19.2	19.6	19.5
	Euro Area	21.5	19.1	19.8	20.3	20.3
	Emerging and Developing Economies	33.8	32.2	33.0	33.2	33.5
	Sub Sahara Africa	22.3	20.2	20.8	19.9	19.7
Investment (% of GDP)	World	24.5	22.5	23.6	24.1	24.5
	Advanced Economies	22.0	18.7	19.5	19.8	19.8
	Euro Area	22.2	18.8	19.2	19.6	18.4
	Emerging and Developing Economies	30.3	30.8	31.6	31.7	32.3
	Sub Sahara Africa	22.4	23.2	22.2	21.5	22.6
Inflation, Annual Average (percent)	World	6.0	2.5	3.6	4.8	4.0
	Advanced Economies	3.4	0.1	1.5	2.7	2.0
	Euro Area	3.3	0.3	1.6	2.7	2.5
	Emerging and Developing Economies	9.2	5.3	5.9	7.1	6.1
	Sub Sahara Africa	12.9	9.4	7.4	9.3	9.0

Indicators by Region, 2008-2012

4%

World Inflation - largely attributed to slowdown in global economic activity

2012

World inflation eased to 4 percent in 2012 from 4.8 percent in 2011, largely due to slowdown in global economic activity and lower than expected commodity prices; this trend was experienced in other major regional economies. In major advanced economies, inflation slowed down to 2 percent from 2.7 percent while emerging market inflation eased to 6.1 percent from 7.1 percent over the same period.

In SSA countries, food and fuel supply developments helped contain upward pressure on prices of major commodities.

2.2 EAC Macro Economic Environment

2.1.1 Economic Growth

Burundi

Burundi's real GDP registered a growth of 4.2 percent in 2012, the same level recorded in 2011. The growth was attributed to good performance in the Primary sector activities, which expanded by 5.2 percent compared to 0.8 percent in 2011 and the secondary sector which grew by 8.0 percent compared to 7.1 percent in 2011. This counterbalanced the decrease of 3.0 percent in 2012 against 4.2 percent in 2011 in the Tertiary sector.

The Primary sector was boosted by significant growth in coffee production during the 2012/2013 period with 19,240 tons compared to 3,778 tons recorded in 2011/2012 period. The slight growth rate observed in secondary sector was essentially due to the manufacturing industry which experienced a 9.5 percent growth compared to 7.4 percent growth in 2011.

Kenya

The Kenyan economy grew by 4.6 per cent in 2012 compared to a growth rate of 4.4 per cent in 2011. The improved performance was attributed to accelerated growth rates in the following sectors: electricity and water supply, construction, agriculture and forestry and fishing, which grew by 10.3 percent, 4.8 percent, 3.8 percent and 3.4 percent respectively. Improved rainfall and its link to increased generation of hydro electric power, which is cheaper than thermal electricity, accounted for the high value added created in the electricity industry.

Rwanda

Rwanda's economy continued to post good performance. In 2012, GDP growth rate was estimated at 8.0 percent compared to a growth rate of 8.2 percent in 2011. The high growth was mainly driven by continued good performance of the services sector which recorded accelerated growth of 12.2 percent compared to 8.9 percent recorded in 2011.

Tanzania

Tanzania's economic growth remained resilient during 2012 despite a slump in hydropower generation in the beginning of the year. Real GDP grew by 6.9 percent compared to 6.4 percent in 2011 which was slightly above the projected growth of 6.8 percent. Economic activities that recorded higher growth rates included financial intermediation (13.2%), transport and communication (12.5%), manufacturing (8.2%), mining and quarrying (7.8 %), electricity and water (5.9%).

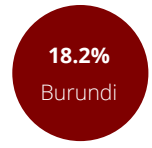
Uganda

Uganda's economy registered a slow growth in real GDP of 3.2 percent in 2012 compared to 6.3 percent recorded in the preceding year. Activities that recorded slow growth include mining and quarrying (-1.8 percent), transport and communication (11.4 percent), cash crops (-2.1 percent) and financial services (-1.1 percent) compared to the previous calendar year.

2.2.2 Inflation

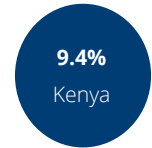
Burundi

In 2012, Burundi's economy experienced high inflation compared to 2011. The overall inflation as measured by the Consumer Price Index (CPI) grew to an annual average of 18.2 percent in 2012 compared to 9.6 percent recorded in 2011. This was largely attributed to increased food and non-food inflation which both stood at 14.1 percent and 23.3 percent, respectively, in 2012.



Kenya

The overall annual average inflation rate declined from 14.0 percent in 2011 to 9.4 percent in 2012. This decline was largely attributed to better food supply resulting from favourable weather conditions, stability of the Kenya shilling against major world trading currencies as well as prudent management of liquidity in the interbank market. Reflecting the above factors, the overall 12 month inflation eased gradually from 18.9 percent in December 2011 to 3.2 percent in December 2012.



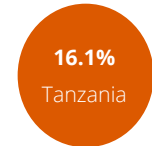
Rwanda

Rwanda has continued to achieve moderate inflation levels mainly as a result of efficient management of monetary and exchange rate policies and stability of international oil prices. However, annual average headline inflation increased marginally to 6.3 percent in 2012 from 5.7 percent end 2011 due mainly to sporadic shocks in food and non-alcoholic products.



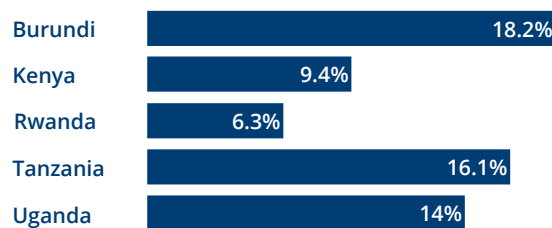
Tanzania

Tanzania's annual average inflation rose to 16.1 percent in 2012 compared to 12.7 percent in 2011. However, the annual headline inflation, which had reached a peak of 19.8 percent in December 2011, had eased to 12.1 percent in December 2012. The gradual decline was largely on account of improved food supply in the East African region, prudent monetary policy stance, fiscal consolidation coupled with stability in nominal exchange rate. Food inflation decelerated from 27.1 percent in December 2011 to 13.1 percent in December 2012.



Uganda

Uganda's annual average inflation rate dropped from 18.7 percent in 2011 to 14.0 percent in 2012. Inflationary pressures eased, largely on account of monetary policy tightening, improved food supply and stable exchange rate.



2012 Regional Inflation

2.2.3 Exchange Rate

Burundi

The Burundi Franc depreciated against major trading currencies. The Burundi Franc depreciated against the Sterling Pound (10.1 percent), the Switzerland Franc (7.6 percent), the US\$ (6.5 percent), the Euro (6.4 percent) and the Japanese yen (3.4 percent).

Kenya

In 2012, the Kenya Shilling strengthened against major world trading currencies. During the year under review, the Kenya Shilling appreciated against the US\$, the Sterling Pound, the Euro and the Japanese Yen to exchange at an average of Ksh 84.53 per US\$, Ksh 134.00 per Sterling Pound, Ksh108.73 per Euro and Ksh 106.01 per 100 Japanese Yen compared to Ksh 88.81 per US\$, Ksh 142.34 per Sterling Pound, Ksh 123.60 per Euro and Ksh 111.62 per 100 Japanese Yen in 2011. The appreciation of the Kenya Shilling was mainly attributed to increased foreign exchange inflows through Diaspora remittances, disbursements by the International Monetary Fund (IMF) under the Extended Credit Facility (ECF) and disbursements under the syndicated loan to the Government.

In the African region, the Kenyan Shilling appreciated against the South African Rand, the Tanzania Shilling, the Uganda shilling, the Rwanda Franc and Burundi Franc to exchange at an average of ZAR 0.10 per Ksh, Tsh 18.78 per Ksh, UGX 29.62 per Ksh, RWF 7.20 per Ksh and BIF 16.55 per Ksh compared to ZAR 0.08 per Ksh, TSh. 17.88 per Ksh, UGX 28.43 per Ksh, RWF 6.78 per Ksh and BIF 14.01 per Ksh registered in 2011.

Rwanda

Rwanda Franc depreciated by 4.5 percent in 2012 compared to a depreciation of 1.6 percent against the US\$. The depreciation was largely driven by increased foreign exchange demand by importers and slowdown in external aid. At regional level Rwanda Franc appreciated by 2 percent against Ksh, 6 percent against Tsh, 4 percent against UGX and 2 percent against BIF.

Tanzania

Tanzanian shilling depreciated by 0.3 percent against the US\$ to exchange at an average of Tsh 1,583.7 per US\$ in 2012 compared to Tsh 1,579.5 per US\$ in 2011. This was occasioned by increased foreign exchange demand by importer and speculation in foreign exchange market.

Uganda

The Uganda shilling appreciated by 1.0 percent against the US\$ from an average exchange rate of UGX 2,523 per US\$ in 2011 to UGX 2,504 per US\$ in 2012. The Ugandan shilling appreciated by 8 percent and 2 percent against the Sterling Pound and the Euro, respectively and depreciated by 4 percent against the Kenyan shilling.

2.2.4 Balance of Payments

Burundi

Burundi's current account balance improved from a deficit of US\$ 283.6 million in 2011 to a deficit of 255.1 million in 2012. The deficit on the capital account worsened by US\$ 57.2 million to US\$ 153.7 million in 2012 compared to a deficit of US\$ 96.5 million in 2011. The financial account surplus also reduced to US\$ 98.0 million in 2012 compared to US\$ 179.7 million in 2011.

Kenya

Kenya's overall balance of payments position improved to a surplus of US\$ 1,457 million in 2012 from a surplus of US\$ 246 million in 2011. The improvement was largely on account of improvement in the capital and financial account which recorded a surplus of US\$ 5,264 million in 2012 compared to a surplus of US\$ 3,745 million in 2011. This surplus was as result of increased long and short term net capital flows in the financial account. The current account deficit widened from US\$ 3,764 million in 2011 to US\$ 4,275 million in 2012. This was attributed to the worsening of the merchandise account which declined by 11.4 percent. However, the services account surplus improved from US\$ 1,958 million in 2011 to US\$ 2,460 million in 2012. Over the same period, current transfers improved by 5.3 percent supported by remittance inflows from the Diaspora.

Rwanda

In 2012, the Rwanda's overall balance of payments position registered a deficit of US\$ 212.44 million resulting from a significant decline in net capital and financial inflows. The decline in budgetary support occasioned a 26.1 percent decline in the capital and financial account surplus to US\$ 504.1 million in 2012. The current account deficit also worsened from US\$ 459.84 million in 2011 to US\$ 820.83 million in 2012 largely due to the deterioration of the merchandise account. The deficit in the services account improved largely due to increased tourism receipts and reduced payments in the services account.

Tanzania

Tanzania's overall balance of payments recorded a surplus of US\$ 327.3 million compared with a deficit of US\$ 202.0 million recorded in 2011. The improvement in the overall balance was partly attributed to reduction in current account deficit by 8.4 percent to a deficit of US\$ 3,658.1 million coupled with a net increase in inflows in the form of capital grants, foreign direct investments and official flows. As a result, gross official reserves increased to US\$ 4,069.1 million at the end of December 2012, sufficient to cover about 4.1 months of import of goods and services (excluding foreign direct investment related imports).

Uganda

Uganda's overall balance of payments position improved from a deficit of US\$ 74.8 million in 2011 to a surplus of US\$ 522.2 million in 2012. The improvement in the balance of payment position was attributable to increase in the capital and financial account balance from US\$ 1,594.3 million in 2011 to US\$ 2,268.6 million in 2012. The current account deficit worsened slightly from US\$ 2,014.8 in 2011 to US\$ 2,044.6 million in 2012. Official foreign exchange reserves increased from US\$ 2,359.6 million as at end of December 2011 to US\$ 2,909.6 million as at end of December 2012.

2.2.5 National Savings

Burundi

The gross national savings of Burundi increased significantly to US\$ 414.9 million in 2012 compared to US\$ 182.1 million in 2011. This was due to improvement in domestic savings and increase in the balance of factor services and unilateral transfers from US\$ 246.1 million in 2011 to US\$ 440.0 million in 2012.

Kenya

In Kenya, the share of gross national savings to GDP declined from 14.0 percent in 2011 to 12.2 percent in 2012.

Rwanda

In Rwanda, the level of gross national savings decreased by 27.5 percent from US\$ 954.53 million in 2011 to US\$ 691.85 million in 2012. As a share of GDP, gross national savings declined to 9.7 percent of GDP compared to 15 percent in 2011.

Tanzania

In Tanzania, the share of gross national savings to GDP remained constant at 20 percent in 2012 as recorded in 2011.



2.2.6 External Debt

Burundi

The public external debt as a percentage of GDP increased from 17.0 percent in 2011 to 17.7 percent in 2012 representing a growth rate of 2.2 percent. The share of external debt service to exports also increased to 3.4 percent in 2012 compared to 2.4 percent in 2011.

Kenya

Kenya's external debt stock increased by 18.8 percent from US\$8,060 million as at December 2011 to US\$ 9,575 million as at December 2012 due to increased external disbursements. Debt owed to multilateral creditors increased by 12.3 percent from US\$ 5,017 million in 2011 to US\$ 5,631 million in 2012. Similarly, debt owed to bilateral creditors increased from US\$ 2,784 million to US\$ 3,085 million over the same period. The Government also acquired syndicated loan of US\$ 600 million in June 2012.

Rwanda

In 2012, Rwanda's central government external debt stock was US\$ 1,067.9 million rising from US\$ 1,006.0 million in 2011 and mainly composed of loans from multilateral institutions representing 84.0 percent. The remaining 16.0 percent were from bilateral partners. Of the total public debt stock of US\$ 1,652.0 million, 64.6 percent was central government external debt, 6.2 Public guaranteed external private debt and 29.1 percent was Public Domestic Debt.

Tanzania

As at end December 2012, Tanzania external debt stock increased from US\$ 8,959.6 million recorded as at end December 2011 to US\$ 10,526.9 million representing an increase of 17.5 percent. Out of the total external debt stock, US\$ 8,605.7 million was Public external debt and the remaining US\$ 1,921.2 million was Private sector external debt. Large share of the debt was from multilateral institutions that accounted for 75 percent of the total external debt.

Uganda

Uganda's external debt stock increased from US\$ 2,993.4 million as at end of December 2011 to US\$ 3,485.1 million as at end of December 2012. Debt from multilateral, bilateral and private bank financing sources was recorded at US\$ 3,016.7 million, US\$ 468.3 million and US\$ 89.6 million, respectively.

2.3 World Trade Developments

Growth in world trade volume is estimated to have slowed from 5.8 percent in 2011 to 3.2 percent in 2012. The slowdown was predominantly evident in the growth of imports of the advanced economies, which slowed to 0.5 percent in 2012 from 5.2 percent in 2011, largely due to high uncertainty, especially in the Euro Area, and subdued confidence that could have dampened demand for durable and investment good, thus affecting global trade flows. Imports from emerging market economies also slowed to 5.1 percent in 2012 from 9.9 percent in 2011. However, the pace of slowdown in the imports of developing economies was much lower than that of the advanced economies.

World exports growth also slowed to 2.9 percent in 2012 from 6.2 percent in 2011. The decline was largely in the advanced economies by 71 percent to 1.7 percent in 2012. Emerging markets exports growth also declined by 30 percent to 2.0 percent over the same period. Declining output and higher unemployment level could have occasioned the lower pace of exports growth in both developing and advanced economies.

Table 2.3: World Merchandise Trade by Region, 2008-2012

INDICATOR	REGION	2008	2009	2010	2011	2012
Export Volume Growth (Percent change)	World	2.1	-11.4	14.1	6.2	2.9
	Advanced Economies	1.5	-13.4	14.3	5.9	1.7
	Euro Area	0.3	-14.0	13.2	6.8	2.0
	Emerging and Developing Economies	3.3	-8.1	13.8	6.7	4.7
	Sub Sahara Africa	2.4	-5.2	6.0	4.2	3.5
Import Volume Growth (percent change)	World	2.2	-12.0	14.0	6.8	2.1
	Advanced Economies	-0.1	-13.1	13.4	5.2	0.5
	Euro Area	0.0	-12.0	10.8	5.1	-1.8
	Emerging and Developing Economies	7.7	-9.7	15.2	9.9	5.1
	Sub Sahara Africa	11.3	-4.1	7.9	10.7	4.5

Source: IMF, World Economic Outlook, October 2013



CHAPTER 3

EAC TRADE PERFORMANCE



3.1 Total Intra-EAC Trade

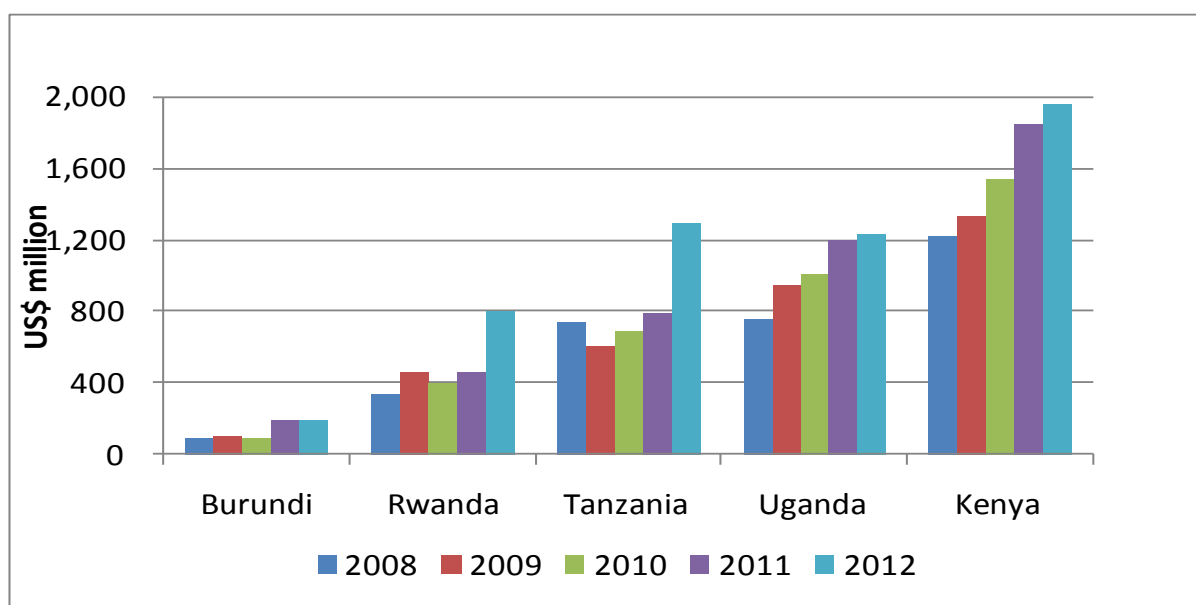
The Value of intra-EAC trade grew by 21.9 percent to US\$ 5,470.7 million in 2012 compared to US\$ 4,486.0 million recorded in 2011. The growth was largely attributed to increase in both imports and exports that went up by 20.6 percent and 22.9 percent, respectively. Tanzania and Rwanda recorded increases in their shares to total intra EAC trade while that of Kenya, Uganda and Burundi declined. Despite the decline of the share, Kenya continued to dominate, accounting for about 36 percent of total intra-EAC trade.

Table 3.1: Total Intra-EAC Trade, 2008-2012 (US\$ million)

		2008	2009	2010	2011	2012	Percentage Change			
							2009	2010	2011	2012
Imports	Uganda	570.6	547.0	576.5	692.6	646.9	-4.1	5.4	20.1	-6.6
	Tanzania	425.3	316.9	295.9	378.1	678.6	-25.5	-6.6	27.8	79.5
	Kenya	181.0	162.5	256.8	302.9	364.3	-10.2	58.0	17.9	20.3
	Burundi	86.5	88.2	77.2	160.8	168.1	2.3	3.3	4.3	5.3
	Rwanda	299.8	363.5	344.6	385.1	457.8	21.2	-5.2	11.7	18.9
	Total	1,563.2	1,478.0	1,551.0	1,919.5	2,315.7	-5.4	4.9	23.8	20.6
Exports	Uganda	377.4	398.8	428.6	503.7	580.3	5.7	7.5	17.5	15.2
	Tanzania	310.5	285.0	394.3	409.0	613.3	-8.2	38.3	3.7	49.9
	Kenya	1,036.6	1,169.5	1,280.0	1,544.4	1,593.0	12.8	9.4	20.7	3.2
	Burundi	18.1	20.2	18.6	28.3	24.9	11.6	-8.1	52.2	-12.0
	Rwanda	37.9	93.2	50.4	81.2	343.5	145.8	-45.9	61.0	323.2
	Total	1,780.6	1,966.7	2,171.9	2,566.5	3,155.0	10.5	10.4	18.2	22.9
Total EAC Trade value	Uganda	762.0	945.7	1,005.1	1,196.4	1,227.2	24.1	6.3	19.0	2.6
	Tanzania	735.8	601.9	690.2	787.1	1,291.9	-18.2	14.7	14.1	64.1
	Kenya	1,217.6	1,332.0	1,536.8	1,847.2	1,957.3	9.4	15.4	20.2	6.0
	Burundi	95.6	101.0	95.8	189.1	193.0	5.7	-5.2	97.4	2.1
	Rwanda	337.7	456.6	395.0	466.2	801.3	35.2	-13.5	18.0	71.9
	Total	3,148.7	3,437.3	3,722.9	4,486.0	5,470.7	9.2	8.3	20.5	21.9

Source: Partner States Revenue Authorities, Central Banks and National Statistics Offices

Figure 3.1: Total Intra-EAC Trade, 2008-2012 (US\$ million)



Source: Partner States Revenue Authorities, Central Banks and National Statistics Offices

3.1.1 Imports

In 2012, total intra-EAC imports increased to US\$ 2,315.7 million compared to US\$ 1,919.5 million in 2011. All the Partner States except Uganda recorded growth in imports. Burundi recorded the least growth (5.3 percent) of imports originating within the region. Tanzania was the major importer accounting for 29.3 percent followed by Uganda with 27.9 percent of total intra EAC imports. Intra-EAC imported commodities mainly include industrial and agricultural products.

3.1.2 Exports

The total intra-EAC exports rose to US\$ 3,155.0 million in 2012 compared to US\$ 2,566.5 million registered in 2011. As it was for imports, Tanzania and Rwanda recorded the highest growth of 49.9 percent and 323.2 percent, respectively. In terms of market share, Kenya remained dominant accounting for 50.5 percent of the total intra-EAC exports. The Exports shares of Tanzania, Uganda, Rwanda and Burundi to total intra-EAC exports were 19.4 percent, 18.4 percent, 10.9 percent and 0.8 percent, respectively.

In 2012, EAC total trade with the rest of the world was US\$ 52,836.0 mil, 9.6 percent higher compared to US\$ 48,226.5 mil recorded in 2011

Growth of intra-EAC trade went up by 21.9% to US\$ 5,470.7 mil in 2012

Value of intra-EAC trade increased to US\$ 5,470.7 mil in 2012 compared to US\$ 4,486.0 mil in 2011

3.2 EAC Trade with the Rest of the World

In 2012, the EAC total trade with the rest of the world increased to US\$ 52,836.0 million, being 9.6 percent higher compared to US\$ 48,226.5 million recorded in 2011. This was driven by increased levels of both imports and exports. However, the share of total trade with the rest of the world to total EAC trade declined marginally to 89.3 percent compared to 90.3 percent in 2011. This development is partly explained by the growth of intra-EAC trade that went up by 21.9 percent to US\$ 5,470.7 million 2012. As a result, there has been a slowdown in the growth of deficit in the trade balance with other non EAC countries. During 2012, EAC bloc recorded a deficit of US\$ 20,731.4 million, representing 5.4 percent increase compared to the level that was recorded in the preceding year.

The value of intra-EAC trade increased to US\$ 5,470.7 million in 2012 compared to US\$ 4,486.0 million recorded in the preceding year. Like in the previous years, the structure of intra-EAC trade was mainly dominated by agricultural commodities and manufactured goods. Moreover, the increase in value of the intra-EAC trade translated into more share equivalent to 10.4 percent of the total trade for the bloc compared with a share of 9.3 percent in 2011.

3.2.1 Imports

During 2012, imports to EAC region amounted to US\$ 36,783.7 million compared to US\$ 33,950.1 million in 2011. Persistent increase in global oil prices and surge in foreign direct investment related imports particularly in oil and natural gas explorations exerted more pressure on import bill in the region. The share of imports from non EAC remained high accounting for 67.4 percent of total EAC imports compared to 65.4 percent in 2011.

3.2.2 Exports

In 2012, exports from EAC region increased to US\$ 16,052.3 million compared to US\$ 14,276.4 million a year before. Major exports from the region include coffee, cotton and tea largely due to increase in export volumes as global prices remained weak. During the period, the share of intra-EAC to total exports maintained its gradual positive trend for third year in a row by recording a marginal increase of 19.7 percent of total exports compared to 18.0 percent in 2011.

Table 3.2: Trade flow for EAC, 2008-2012 (US\$ million)

Trade Flow	Destination/Origin	2008	2009	2010	2011	2012	% Change				
							2008	2009	2010	2011	2012
Exports	Intra-EAC Total Exports	1,780.6	1,966.7	2,171.9	2,566.5	3,155.0	34.1%	10.5%	10.4%	18.2%	22.9%
	COMESA	1,539.7	1,313.9	1,610.1	1,901.5	2,055.9	52.0%	-14.7%	22.5%	18.1%	8.1%
	<i>of which</i>										
	Burundi	15.4	18.2	16.1	25.9	24.9	15.7%	18.2%	-11.7%	60.6%	-3.7%
	Rwanda	289.1					54.5%	na	na	na	na
	SADC	1,107.8	941.5	1,319.0	1,790.0	2,329.9	36.8%	-15.0%	40.1%	35.7%	30.2%
	Rest of Africa	357.9	249.3	261.0	309.7	355.8	47.1%	-30.4%	4.7%	18.7%	14.9%
	EU	2,376.4	2,072.1	2,193.6	2,521.0	2,513.0	60.9%	-12.8%	5.9%	14.9%	-0.3%
	USA	374.5	307.3	362.6	385.6	411.8	-0.7%	-18.0%	18.0%	6.3%	6.8%
	Total Exports to Rest of the Wor	2,875.9	3,163.7	3,835.7	4,802.1	5,230.9	18.9%	10.0%	21.2%	25.2%	8.9%
	Total EAC Exports	10,412.9	10,014.3	11,753.9	14,276.4	16,052.3	35.8%	-3.8%	17.4%	21.5%	12.4%
	% Intra-EAC to Total Exports	17.1%	19.6%	18.5%	18.0%	19.7%					
	% COMESA	14.8%	13.1%	13.7%	13.3%	12.8%					
	<i>of which</i>										
	Burundi	0.1%									
	Rwanda	2.8%									
	% SADC	10.6%	9.4%	11.2%	12.5%	14.5%					
	% Rest of Africa	3.4%	2.5%	2.2%	2.2%	2.2%					
	% EU	22.8%	20.7%	18.7%	17.7%	15.7%					
% USA	3.6%	3.1%	3.1%	2.7%	2.6%						
% Total exports to Rest of the Wo	27.6%	31.6%	32.6%	33.6%	32.6%						
Imports	Intra-EAC Total Imports	1,566.7	1,478.0	1,551.0	1,919.5	2,302.4	90.0%	-5.7%	4.9%	23.8%	19.9%
	COMESA	646.7	472.8	652.0	899.9	895.2	24.6%	-26.9%	37.9%	38.0%	-0.5%
	<i>of which</i>										
	Burundi	86.5	88.2	77.2	160.8	168.1	7.1%	2.0%	-12.5%	108.3%	4.5%
	Rwanda	3.3					-35.3%	na	na	na	na
	SADC	2,171.3	2,149.5	2,065.4	2,734.5	2,473.6	47.6%	-1.0%	-3.9%	32.4%	-9.5%
	Rest of Africa	114.3	38.6	66.1	251.1	34.1	442.4%	-66.3%	71.3%	280.0%	-86.4%
	EU	4,522.7	4,256.3	4,292.4	4,872.3	5,077.5	34.9%	-5.9%	0.8%	13.5%	4.2%
	USA	770.5	923.2	807.2	1,059.7	1,190.0	-21.6%	19.8%	-12.6%	31.3%	12.3%
	Total Imports to Rest of the Wor	14,539.5	13,428.9	16,770.9	22,212.9	24,797.6	25.3%	-7.6%	24.9%	32.4%	11.6%
	Total EAC Imports	24,331.8	22,747.3	26,205.0	33,950.1	36,770.4	29.6%	-6.5%	15.2%	29.6%	8.3%
	% Intra-EAC to Total Imports	6.4%	6.5%	5.9%	5.7%	6.3%					
	% COMESA	2.7%	2.1%	2.5%	2.7%	2.4%					
	<i>of which</i>										
	Burundi	0.4%									
	Rwanda	0.0%									
	% SADC	8.9%	9.4%	7.9%	8.1%	6.7%					
	% Rest of Africa	0.5%	0.2%	0.3%	0.7%	0.1%					
	% EU	18.6%	18.7%	16.4%	14.4%	13.8%					
% USA	3.2%	4.1%	3.1%	3.1%	3.2%						
% Total imports to Rest of World	59.8%	59.0%	64.0%	65.4%	67.4%						
% intra-EAC to Total Trade	100.0%	100.0%	100.0%	100.0%	100.0%						
Total Trade		2008	2009	2010	2011	2012	2008	2009	2010	2011	2012
	Total intra EAC Trade	3,347.3	3,444.7	3,722.9	4,486.0	5,457.3	55.5%	2.9%	8.1%	20.5%	21.7%
	Total Trade	34,744.7	32,761.6	37,958.8	48,226.5	52,822.7	31.4%	-5.7%	15.9%	27.0%	9.5%
	EAC Trade Balance	-13,919.0	-12,732.9	-14,451.1	-19,673.6	-20,718.1	25.3%	-8.5%	13.5%	36.1%	5.3%

Source: Respective Partner States Revenue Authorities, Central Banks and National Statistics Offices

CHAPTER 4

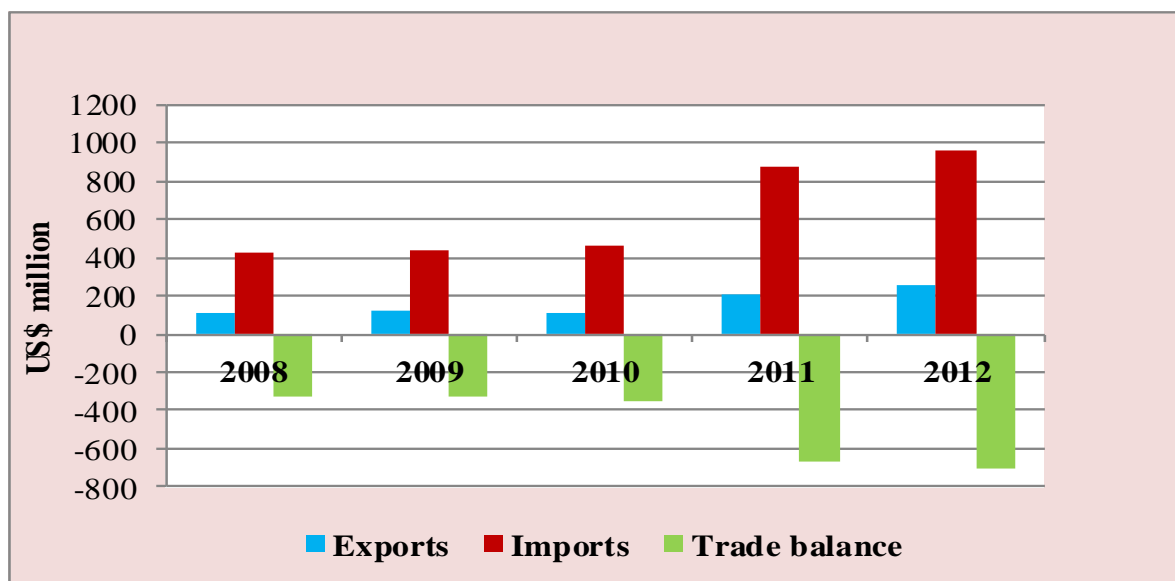
TRADE DEVELOPMENTS IN THE EAC PARTNER STATES



4.1 Burundi International Trade

In 2012, Burundi's total trade increased by 13.7 percent recording US\$ 1,219.6 million compared to US\$ 1,072.9 million in 2011. This growth was on account of increase in the value of both imports and exports. Total exports increased by 27.5 percent to US\$ 256.7 million in 2012 from US\$ 201.4 million in 2011 while the value of imports increased by 10.5 percent from 871.6 million to 962.9 million over the same period.

Figure 4.1: Burundi's Total Exports, Imports and Trade Balance, 2008-2012



Source: Bank of Burundi and Customs Department

In 2012, EU, UAE, China, Indian, Tanzania, Uganda and Kenya were Burundi's major trading partners accounting for 26.7 percent, 10.9 percent, 6.4 percent, 5.2 percent, 4.6 percent, 4.3 percent and 4.1 percent of the total trade, respectively, compared to the year 2011 where the major trading partners were UAE, Kenya, Uganda, Tanzania and EU accounting for 7.3 percent, 5.8 percent, 5.5 percent and 5.0 percent and 2.6 of the total trade respectively.

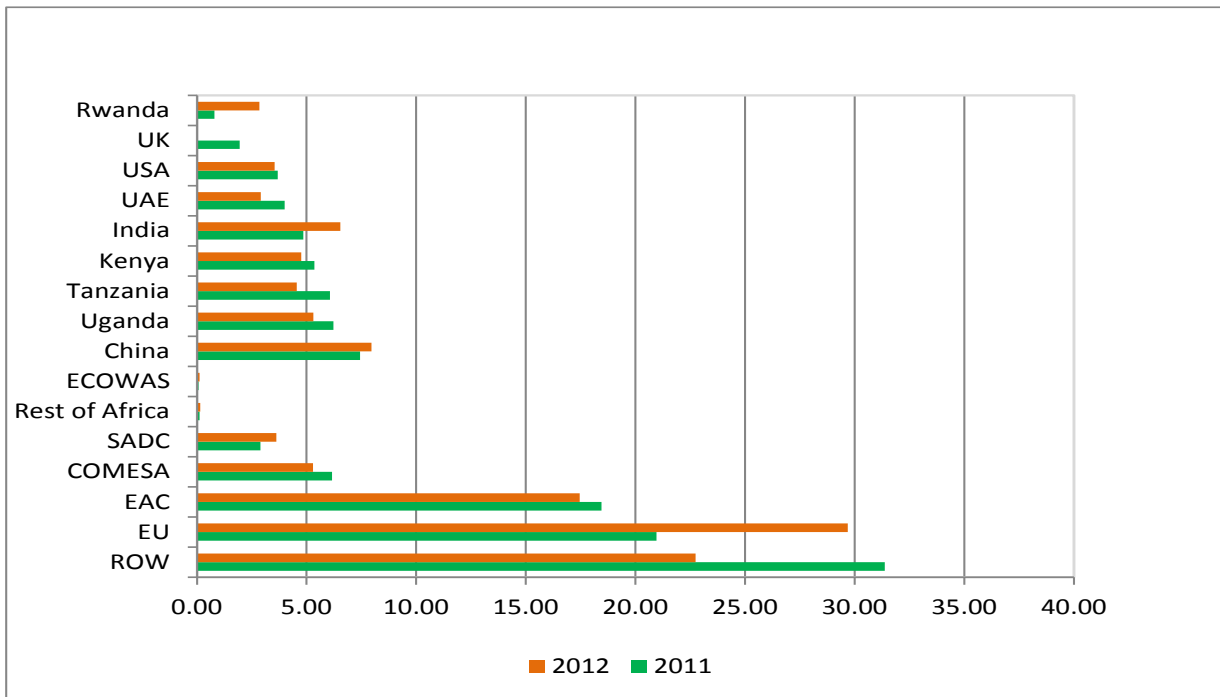
During 2012, Burundi's trade with African countries increased by 13.2 percent to record a total of US\$ 302.8 million of which US\$ 256.4 million was imports and US\$ 46.4 million was exports. Total trade with the EAC Partner States also increased by 3.3 percent with an increase of 4.5 percent in imports while exports decreased by 4.1 percent.

Burundi's trade with Rwanda and Tanzania recorded a significant increase of 181.6 percent and 5.1 percent respectively, amounting to US\$ 34.1 million compared to US\$ 12.1 million in 2011, for Rwanda and US\$ 56.7 million compared to US\$ 54.0 million in 2011 for Tanzania. However, trade with Kenya and Uganda decreased by 17.1 percent and 13.0 percent respectively in 2012 to US\$ 51.8 million compared to US\$ 62.5 million in 2011 for Kenya and US\$ 52.6 million compared to US\$ 60.5 million in 2011 for Uganda.

4.1.1 Imports

Imports to Burundi increased by 10.5 percent to US\$ 962.9 million in 2012 compared to US\$ 871.6 million in 2011. This growth was mainly attributed to increased imports of mineral fuels, oil seed, pharmaceutical products, machinery equipment and cereals which accounted for 22.5 percent, 20.0 percent, 7.6 percent, 7.33 percent and 7.22 percent respectively.

Figure 4.2: Burundi's Imports by Country/Region of Origin (Percent Share)

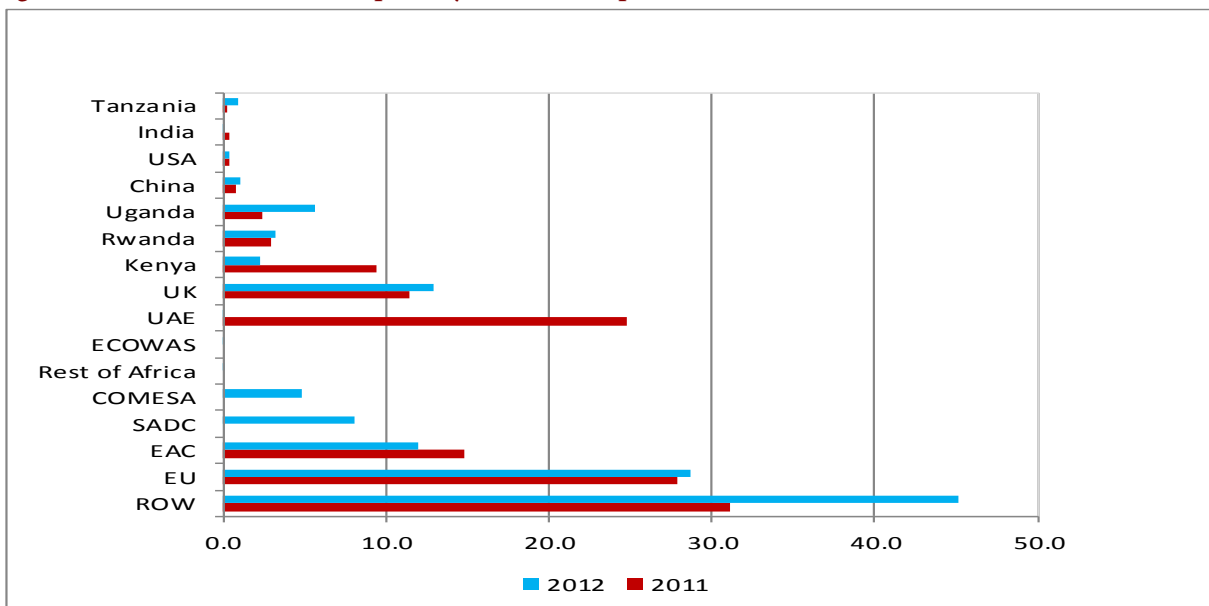


Source: OBR, Central Bank, and BNBS

4.1.2 Domestic Exports

In 2012, Burundi's domestic exports decreased by 15.2 percent from US\$ 158.4 million in 2011 to US\$ 134.7 million. The reduction was largely on account of 100 percent reduction in exports of pearls, precious stones and metal. However, exports of coffee and tea to total domestic exports accounted for 52 percent and 19 percent respectively and increased by 3 percent and 96.8 percent. The increase in exports of tea was mainly due to increase in the production of green leaves with 42,134 Tons produced in 2012 compared to 40,886 Tons produced in 2011. Unit prices also increased in the global markets. During 2012, EU, EAC, SADC and COMESA continued to be the leading destinations for the country's domestic exports accounting for 38.6 percent, 16.0 percent, 10.8 percent and 6.4 percent of the total domestic exports, respectively.

Figure 4.3: Burundi's Domestic Exports by Destination (percent share)

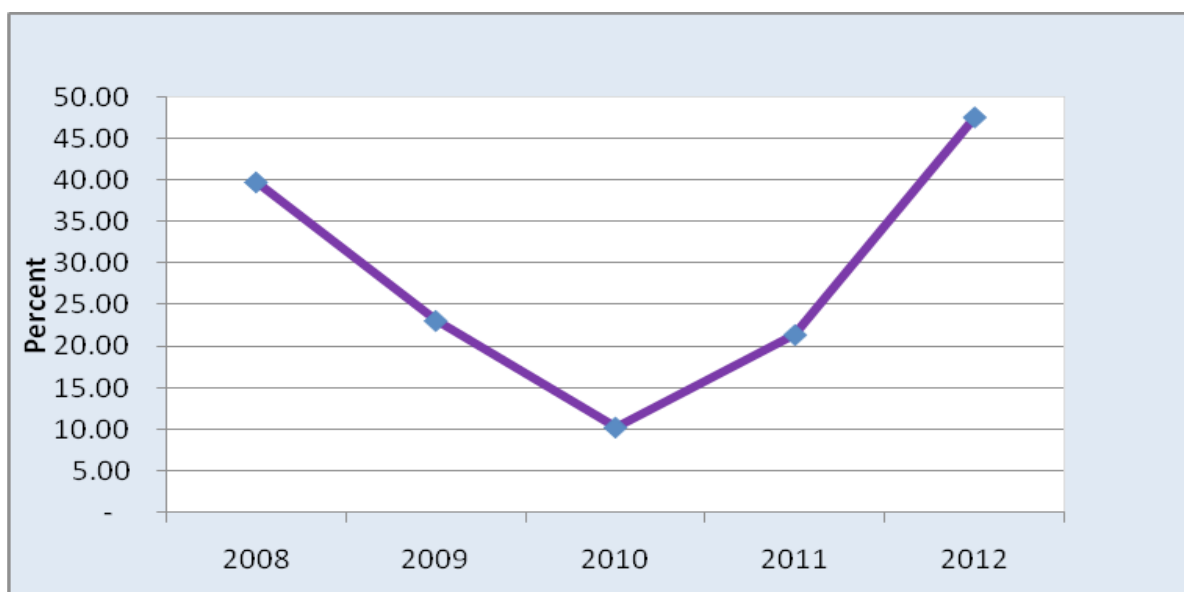


Source: OBR, Central Bank, and BNBS

4.1.3 Re-Exports

Burundi's re-exports increased strongly from US\$ 43.0 million in 2011 to US\$ 122.0 million in 2012. Similarly, the share of re-exports to total exports increased from 21.3 percent in 2011 to 47.5 percent in 2012.

Figure 4.4: Burundi's Re-exports as percent of Total Exports

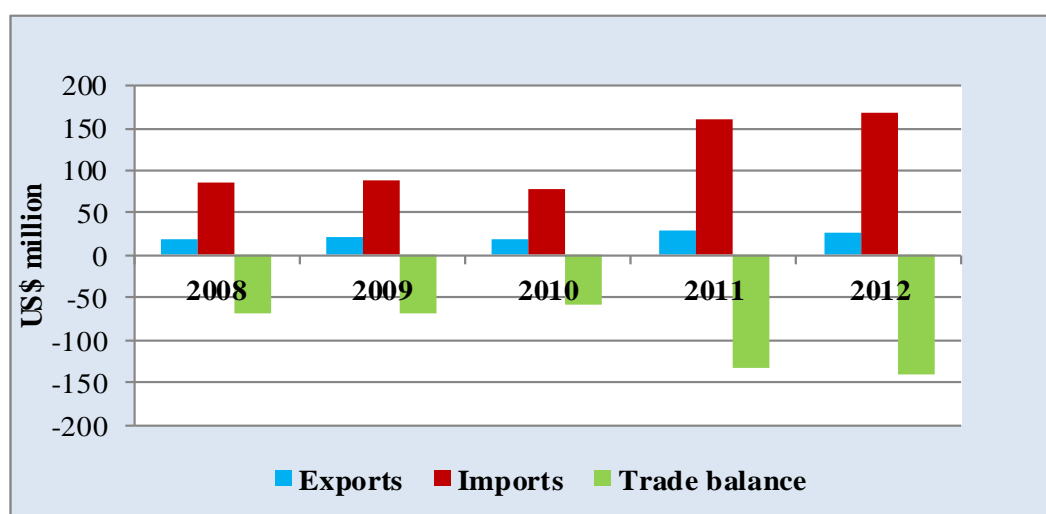


Source: OBR, Central Bank, and BNBS

4.1.4 Intra-EAC Trade

In 2012, Burundi's total trade with EAC Partner States increased by 3.4 percent, from US\$ 186.7 million in 2011 to US\$ 193.0 million. Burundi's trade deficit with EAC Partner States increased from US\$ 132.5 million in 2011 to US\$ 143.2 million in 2012 due to a 3.7 percent decline in exports and a 4.5 percent increase in imports.

Figure 4.5: Burundi's Trade with EAC Partner States, (US\$ million)



Source: OBR, Central Bank, and BNBS

Table 4.1: Burundi's Trade with EAC Partner States, 2008-2012, (US\$ million)

		2008	2009	2010	2011	2012	% Change				
							2008	2009	2010	2011	2012
Kenya	Imports	31.2	34.1	26.8	46.7	45.8	3.0	9.3	-21.4	74.3	-1.9
	Exports	7.2	6.9	9.8	15.3	3.8	-12.3	-3.4	42.0	55.4	-75.4
	Total trade	38.4	41.0	36.6	62.0	49.6	-0.3	6.9	-10.7	69.2	-20.1
	Trade Balance	-24.0	-27.2	-17.0	-31.4	-42.0	8.6	13.1	-37.6	85.2	33.9
Rwanda	Imports	3.8	1.9	2.2	7.0	27.4	100.0	-50.0	15.8	218.2	291.4
	Exports	5.0	3.9	2.2	4.9	6.7	83.7	-22.0	-44.0	122.7	38.0
	Total trade	7.4	5.9	4.7	12.1	34.1	68.7	-20.2	-20.5	156.8	181.6
	Trade Balance	-0.2	2.1	0.3	-1.9	-20.7	-126.2	-1437.5	-85.0	-687.5	999.5
Uganda	Imports	34.5	34.1	24.9	54.3	51.1	-11.1	-1.2	-27.0	118.1	-5.9
	Exports	1.9	6.1	2.7	5.0	8.8	38.2	223.4	-55.4	83.4	77.1
	Total trade	38.2	41.1	28.6	60.5	59.9	-9.1	7.4	-30.3	111.4	-0.9
	Trade Balance	-30.8	-27.2	-21.2	-48.1	-42.3	-13.4	-11.8	-21.9	127.0	-12.1
Tanzania	Imports	17.0	18.1	23.3	52.8	43.8	73.5	6.5	28.7	126.6	-17.0
	Exports	1.4	1.3	1.4	0.7	5.6	27.4	-3.0	3.8	-47.1	679.2
	Total trade	20.4	19.5	25.7	54.0	49.4	91.1	-4.4	31.6	110.0	-8.5
	Trade Balance	-13.6	-16.7	-20.9	-51.6	-38.2	52.3	22.8	25.4	147.1	-26.0
Intra-EAC	Imports	86.5	88.2	77.2	160.8	168.1	7.1	2.0	-12.5	108.3	4.5
	Exports	15.4	18.2	16.1	25.9	24.9	20.6	18.2	-11.7	60.6	-3.7
	Total trade	101.9	106.4	93.3	186.7	193.0	9.2	4.4	-12.3	100.1	3.4
	Trade Balance	-68.4	-68.0	-58.6	-132.5	-143.2	4.0	-0.6	-13.8	126.1	8.1

Intra EAC Imports

In 2012, Burundi's imports from EAC Partner States increased by 4.5 percent from US\$ 160.8 million in 2011 to US\$ 168.1 million. This was largely on account of increased imports from Rwanda, from US\$ 7 million in 2011 to US\$ 27.4 million in 2012. Major imports from Rwanda included: maize, chain and parts thereof, iron and steel, beer made from malt, fresh potatoes and articles for conveyance. Imports from Uganda, Tanzania and Kenya however, declined by 17.1 percent, 5.9 percent and 2.0 percent respectively.

Intra EAC Domestic Exports

In 2012, Burundi's domestic exports to the EAC Partner States declined by 37.8 percent from US\$ 25.9 million in 2011 to US\$ 16.1 million. Domestic exports to Rwanda, Tanzania and Uganda declined, while domestic exports to Kenya increased. Tea was the main export product to Kenya and increased by 4.1 percent to US\$ 12.1 million, while coffee was the main exports to Uganda and declined by 39.09 percent to US\$ 1.5 million.

2012
BURUNDI:
Trade increased by 13.7%
Imports increased by 10.5%
Exports increased by 27.5%

Table 4.2: Intra-EAC Exports, 2008-2012 (US\$ million)

Intra-EAC Export Flows	2008	2009	2010	2011	2012
Intra-EAC Domestic Exports	15.4	18.9	16.1	23.5	16.1
Intra-EAC Re-exports	2.7	1.3	2.5	2.4	8.8
Total Intra-EAC Exports	18.1	20.2	18.6	25.9	24.9
Percent Share of Intra-Re-exports	14.8	6.4	13.4	9.3	35.3

Intra EAC Re-exports

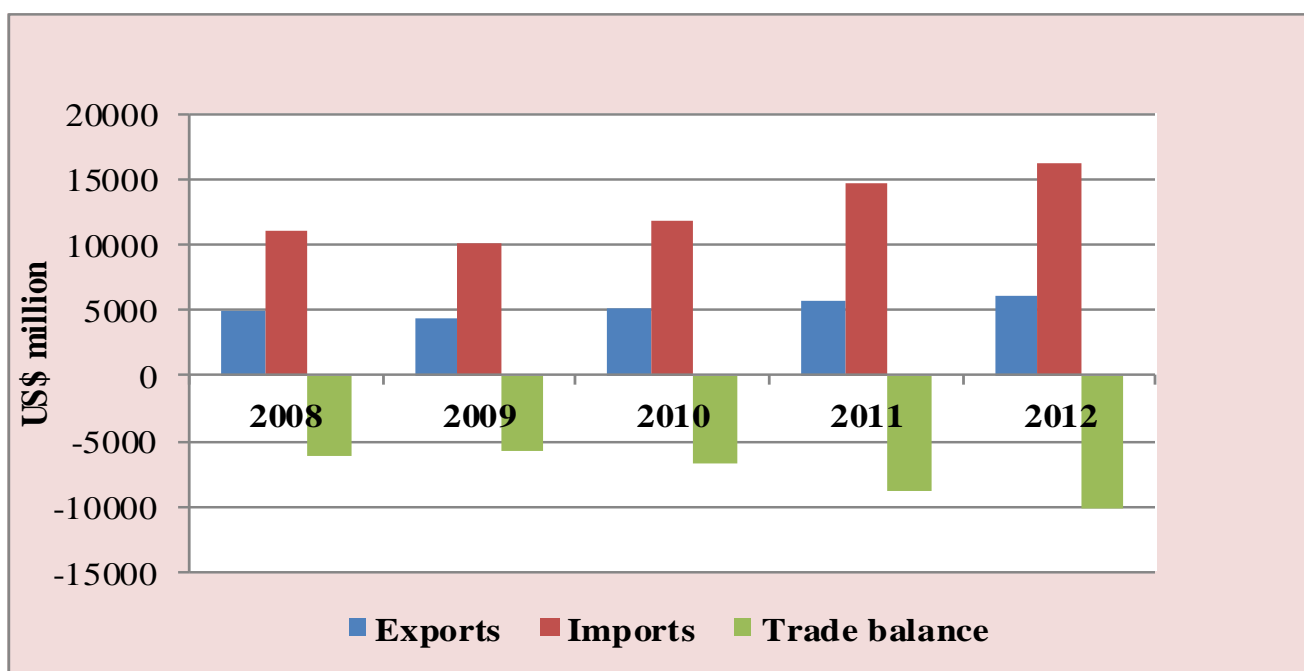
Burundi's intra-EAC re-exports increased from US\$ 2.4 million in 2011 to US\$ 8.8 million in 2012. As a share of total exports, Burundi's re-exports increased by 4 per cent from 9.3 in 2011 to 35.3 percent. Re-exports from Tanzania, Rwanda, Kenya and Uganda increased to US\$ 4.32 million, US\$ 4.16 million, US\$ 0.76 million and US\$ 1.34 million respectively in 2012 from US\$ 0.46 million, US\$ 0.2 million, US\$ 0.52 million and US\$ 1.2 million respectively in 2011. During the period under review, the major commodities re-exported were Inorganic and Organic chemicals; Plastics and articles thereof, Wood and articles of wood; Palm oil and its fractions; Bread; Vehicles and parts and accessories thereof; Nuclear reactors, boilers, machinery and mechanical appliances, parts thereof; Articles for conveyance or packing of goods, of plastics.

4.2 Kenya's International Trade

In 2012, Kenya's total trade expanded by 9.4 percent to US\$ 22,340.0 million from US\$ 20,418.2 million in 2011. The trade deficit widened by US\$ 1,239 million to US\$ 10,114 million from US\$ 8874 million mainly due to faster growth in imports, which grew by 10.8 percent. Exports also expanded by 5.9 percent to US\$ 6,113 million in 2012.



Figure 4.6: Kenya's Total Exports, Imports and Trade Balance, 2008-2012



Source: KRA, KNBS & CBK

In 2012, EU, India, UAE and China were Kenya's leading trading partners accounting for 16.5 percent, 10.7 percent, 9.4 percent and 9.1 percent of the total trade, respectively, compared to 17.1 percent, 8.7 percent, 12.1 percent and 8.4 percent, respectively, in 2011. Kenya's trade with UAE which grew by 44.8 percent in 2011 decelerated by 14.5 percent in 2012 while total trade with China increased by 22.6 percent to stand at US\$ 2,037.4 million compared to a growth of 6.8 percent in 2011. Total trade with U.S.A increased significantly by 37.7 percent compared to a 1.5 percent growth recorded in 2011.

In 2012, Kenya's trade with Japan increased 16.7 percent to US\$ 774.3 million recovering from a 12.9 percent decline recorded in 2011. This growth was partly attributed to increased exports of road motor vehicles from Japan after recovery from the Tsunami crisis of 2011.

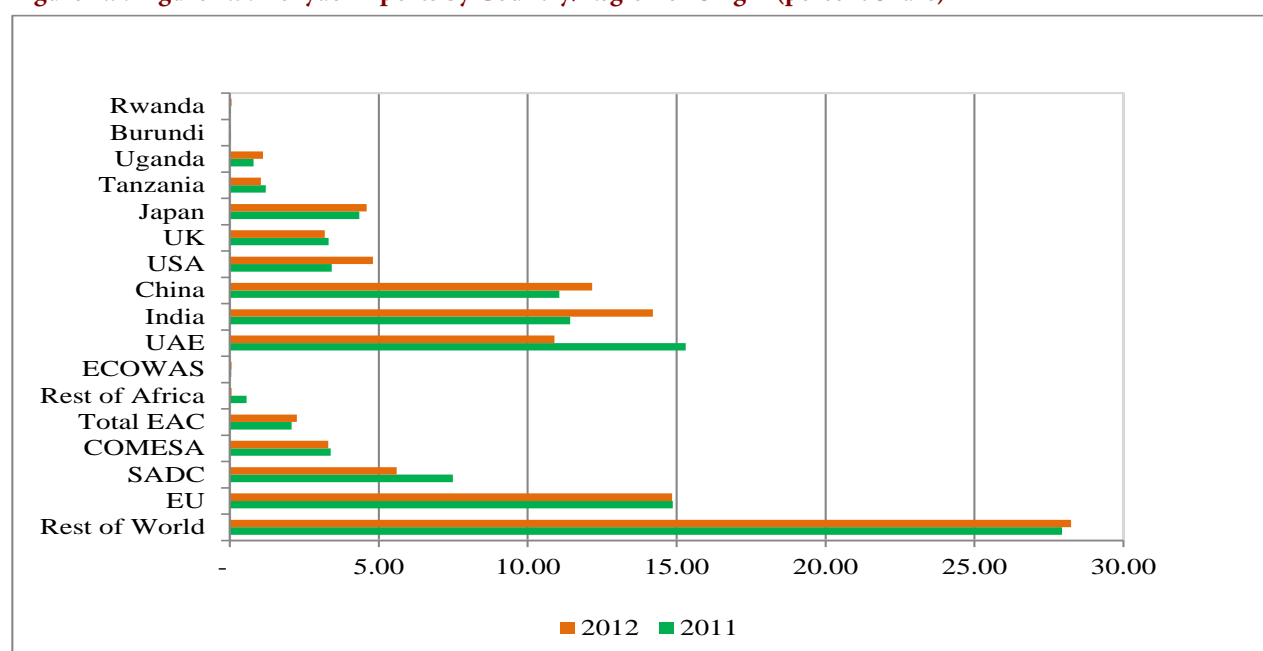
Kenya's trade with EAC countries rose by 6.0 percent in 2012. Trade with Rwanda and Tanzania expanded by 27.3 percent and 10.4 percent respectively while trade with Uganda grew marginally by 0.6 percent during the review period. Kenya, total trade with Burundi however declined by 7.6 percent during the same period.

4.2.1 Imports

Kenya's imports rose by 10.8 percent from US\$ 14,646.3 million in 2011 to US\$ 16,226.8 million in 2012. This growth was partly attributed to increased importation of petroleum oils and oils from bituminous materials, other aircraft and motor cars and other motor vehicles for transport during the review period. The value of imports of other aircraft more than doubled from US\$ 202.7 million in 2011 to US\$ 428.3 million in 2012 while those of motor vehicles and other vehicles for transport and petroleum oils increased by 28.8 percent and 25.5 percent to US\$ 402.8 million and US\$ 3,053.8 million, respectively in 2012.

2012
KENYA:
Trade Expanded by 9.4%
Exports Expanded by 5.9%
Imports rose by 10.8%

Figure 4.7: Kenya's Imports by Country/Region of Origin (percent Share)



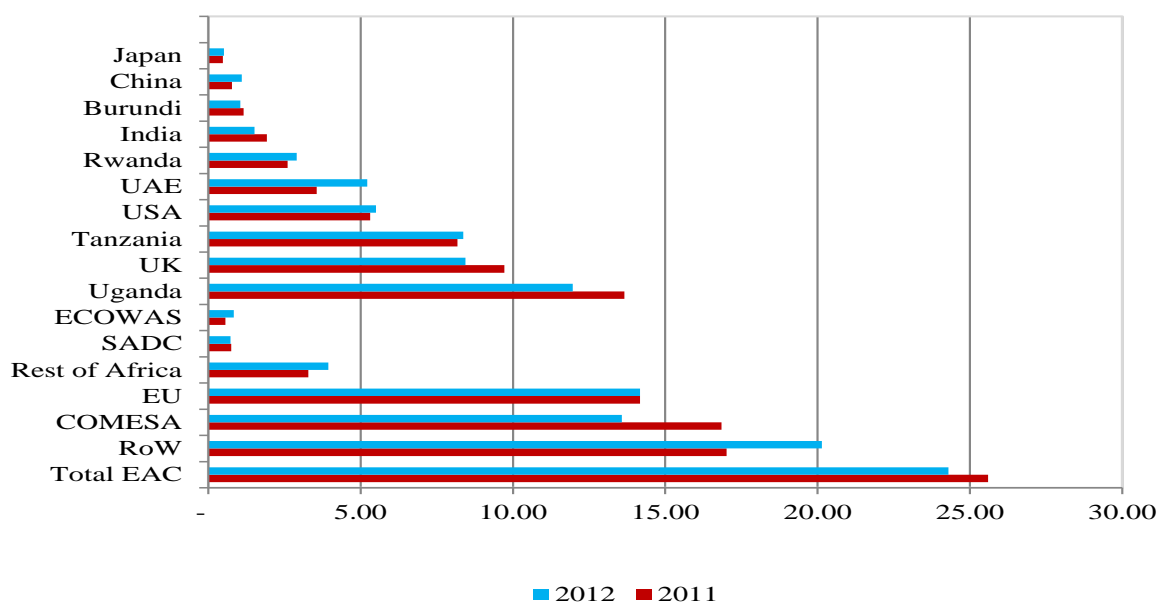
Source: KRA, KNBS & CBK

The increase in petroleum oils could partly be explained by a substantial decline in the value of crude petroleum imports in the review period. The leading sources of Kenya's imports were European Union, India, China and UAE jointly accounting for 52.2 percent of the total imports in 2012.

4.2.2 Domestic Exports

In 2012, Kenya's domestic exports increased by 3.8 percent to US\$ 5,662.9 million from US\$ 5,455.5 million in 2011. This was largely as a result of 4.0 percent increase in domestic exports earnings of tea to US\$ 1,197.5 million, 1.2 percent in cut flowers to US\$ 451.3 million and 11.9 percent increase in coffee earnings from US\$ 238.1 million to US\$ 266.4 million. During 2012, European Union and COMESA were the leading destinations for the country's domestic exports accounting for 14.2 percent and 13.6 percent of the total domestic exports respectively compared to 14.2 percent and 16.8 percent respectively in 2011.

Figure 4.8: Kenya's Domestic Exports by Destination (Percent Share)



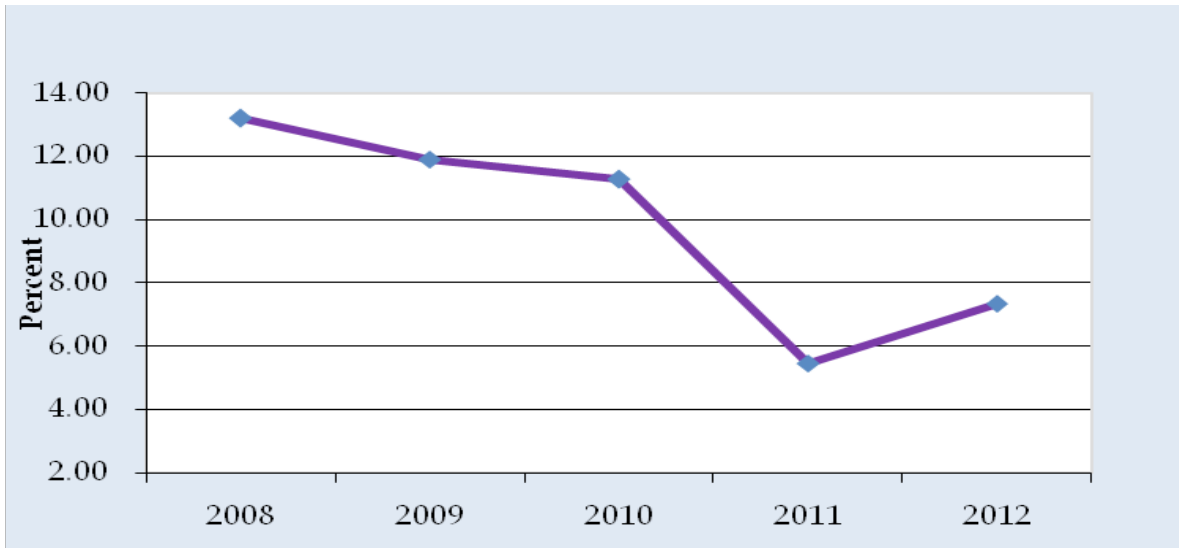
Source: KRA, KNBS & CBK

4.2.3 Re-exports

Kenya's re-exports increased by 42.3 percent from US\$ 316.4 million in 2011 to US\$ 450.2 million in 2012. The share of re-exports to total exports increased from 5.5 percent to 7.4 percent during the review period.

42.3%
increase in Kenya's
re-exports

Figure 4.9: Kenya's Re-exports as percent of Total Exports



Source: KRA, KNBS & CBK

4.2.4 Intra EAC Trade

In 2012, Kenya's total trade with EAC Partner States increased by 6.0 percent to US\$ 1,957.3 million from US\$ 1,847.2 million in 2011. Kenya's trade surplus with EAC Partner States reduced from US\$ 1,241.5 million in 2011 to US\$ 1228.8 million in 2012. The reduction was mainly attributed to a faster growth in imports relative to exports during the review period.

Intra regional trade:

Intra-regional trade refers to trade which focuses on economic exchange primarily between countries of the same region or economic zone.

Figure 4.10: Kenya's Trade with EAC Partner States, 2008-2012 (US\$ million)



Source: KRA, KNBS & CBK

Table 4.3: Kenya's Trade with EAC Partner States, 2008-2012, (US\$ million)

		2008	2009	2010	2011	2012	% Change				
		2008	2009	2010	2011	2012	2008	2009	2010	2011	2012
Burundi	Imports	1.1	1.2	1.8	5.3	3.7	-50.2	6.2	52.4	188.8	-30.6
	Exports	50.4	59.4	68.9	66.5	62.7	18.9	40.0	17.9	11.9	-5.7
	Total Trade	51.5	60.6	70.7	71.8	66.3	9.4	34.6	17.7	18.3	-7.6
	Trade Balance	49.3	58.2	67.1	61.2	59.0	31.8	46.0	18.2	5.1	-3.6
Rwanda	Imports	0.4	3.1	5.4	4.8	9.7	-54.8	-72.0	737.8	53.4	104.2
	Exports	130.0	123.3	133.0	152.6	190.7	30.4	50.9	-5.2	23.8	24.9
	Total Trade	130.4	126.4	138.4	157.4	371.6	26.8	49.0	-3.1	24.5	136.2
	Trade Balance	129.6	120.2	127.5	147.9	181.0	34.3	52.8	-7.3	23.0	22.4
Uganda	Imports	75.5	57.2	116.4	116.4	180.9	536.7	-15.0	-24.2	103.4	55.4
	Exports	612.9	597.8	657.7	855.2	796.2	28.8	22.9	-2.5	43.1	-6.9
	Total Trade	688.4	655.0	774.1	971.6	1411.6	46.5	17.2	-4.9	48.3	45.3
	Trade Balance	537.5	540.6	541.2	738.8	615.4	9.9	31.1	0.6	36.7	-16.7
Tanzania	Imports	105.6	101.0	133.1	176.4	170.0	58.1	6.4	-4.3	74.8	-3.6
	Exports	423.6	388.3	420.4	470.0	543.5	30.6	27.7	-8.4	21.1	15.6
	Total Trade	529.2	489.2	553.6	646.5	916.9	36.1	22.8	-7.6	32.1	41.8
	Trade Balance	318.1	287.3	287.3	293.6	373.4	21.6	36.8	-9.7	2.2	27.2
Intra-EAC	Imports	182.5	162.5	256.8	302.9	364.3	149.8	-4.7	-11.0	86.4	20.3
	Exports	1,217.0	1,168.8	1,280.0	1,544.4	1,593.0	48.6	27.8	-4.0	32.1	3.2
	Total Trade	1,399.5	1,331.2	1,536.8	1,847.2	1,957.3	59.4	22.3	-4.9	38.8	6.0
	Trade Balance	1,034.5	1,006.3	1,023.1	1,241.5	1,228.8	34.9	35.9	-2.7	23.4	-1.0

Intra EAC Imports

In 2012, Kenya's imports from EAC Partner States increased by 20.3 percent from US\$ 302.9 million in 2011 to US\$ 364.3 million. Imports from Uganda increased from US\$ 116.4 million in 2011 to US\$ 180.9 million in 2012, representing a 55.4 percent growth while imports from Rwanda more than doubled to US\$ 9.7 million during the review period. The main imports from Uganda were leguminous vegetables, cane or beet sugar and maize corn while those from Rwanda were raw hides and skins. Imports from Burundi and Tanzania declined by 30.6 percent and 3.6 percent to US\$ 3.7 million and US\$ 170 million, respectively in 2012.

Intra-EAC Domestic Exports

Kenya's domestic exports to the EAC Partner States declined marginally by 1.5 percent from US\$ 1,396.1 million in 2011 to US\$ 1,375.7 million in 2012. The share of the domestic exports to the EAC countries to total domestic exports declined slightly from 25.6 percent to 24.3 percent over the same period. In 2012, domestic exports to Rwanda and Tanzania rose by 15.8 percent and 6.3 percent to US\$ 164.3 million and US\$ 474.1 million, respectively. However, domestic exports to Uganda and Burundi fell by 9.0 percent and 6.0 percent to US\$ 677.6 million and US\$ 59.7 million, respectively, during the review period. Domestic exports to Uganda, Tanzania, Rwanda and Burundi accounted for 49.3 percent, 34.5 percent, 11.9 percent and 4.3 percent of Kenya's intra-EAC total domestic exports, respectively. Domestic exports to Rwanda mainly comprised of iron and steel, mineral fuels and animal and vegetable fats and oils while the major domestic exports to Tanzania were animal and vegetable fats and oils, soap, pharmaceutical products and iron and steel products.

2012
Kenya's intra-EAC imports increased by 20.3%

Table 4.4: Intra-EAC Exports, 2008-2012 (US\$ million)

Intra-EAC Export Flows	2008	2009	2010	2011	2012
Intra-EAC Domestic Exports	1,068.6	1,040.6	1,138.9	1,396.1	1,375.7
Intra-EAC Re-exports	148.4	128.1	141.1	148.2	217.3
Total Intra-EAC Exports	1,217.0	1,168.8	1,280.0	1,544.4	1,593.0
Percent Share of Intra-Re-exports	12.2	11.0	11.0	9.6	13.6



Intra-EAC Re-Exports

In 2012, Kenya's intra-EAC re-exports increased by 46.6 percent from US\$ 148.2 million in 2011 to US\$ 217.3 million. The share of re-exports to total exports to the EAC countries increased to 13.6 percent compared to 9.6 percent recorded in 2011.

Re-exports to Tanzania and Rwanda more than doubled to US\$ 69.4 million and US\$ 26.4 million respectively, while those to Uganda increased by 7.4 percent to US\$ 118.6 million during the same period. Re-exports to Burundi however stagnated at 2011 level. Re-exports to Rwanda mainly comprised of fertilizers, mineral fuels and pharmaceutical products while major re-exports to Tanzania were mineral fuels and pharmaceutical products.

The main re-exports to Uganda were mineral fuels, motor vehicles, fertilizers and pharmaceutical products.

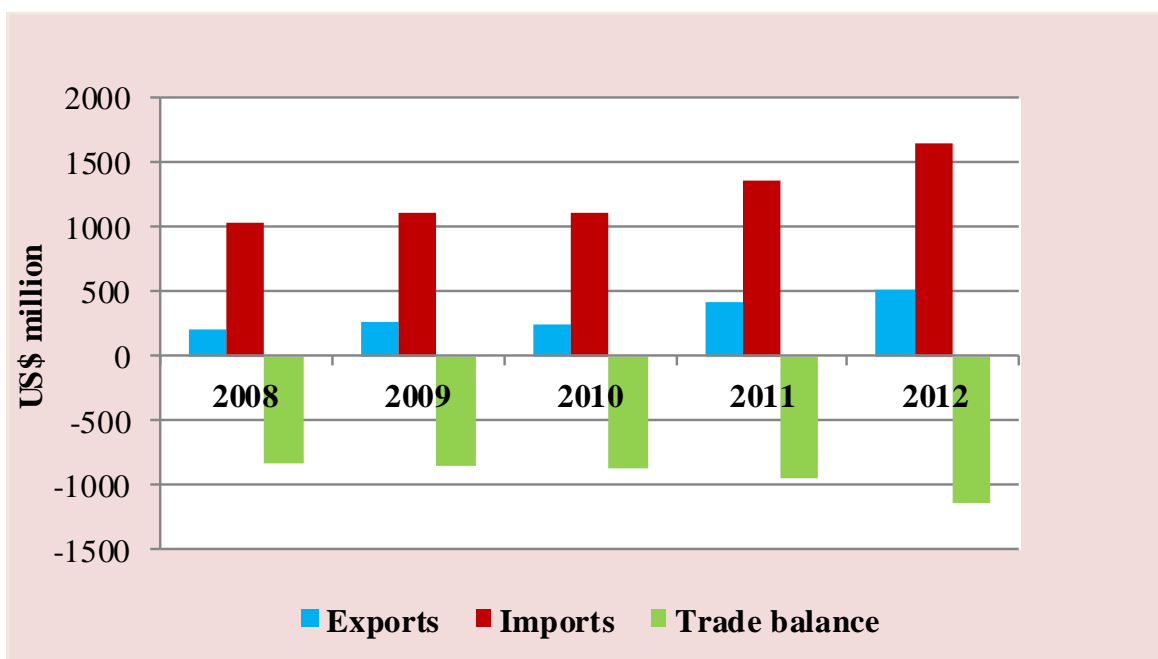
4.3 Rwanda's International Trade

In 2012, Rwanda's total trade increased by 21.7 percent to US\$ 2,162.8 million from US\$ 1,778.1 million in 2011. The trade deficit widened by US\$ 204 million to US\$ 1,145 million, mainly due to faster growth in imports. Total exports increased by 21.6 percent or US\$ 90 million percent while imports grew by 21.7 or US\$ 295 million.

4.3.1 Imports

In 2012, Rwanda's Imports increased by 21.7 percent, from US\$ 1,359.2 million in 2011 to US\$ 1,654.1 million. Major imports included machinery equipment, electrical machinery, mineral fuel, and motor vehicles. The main sources of Rwanda's imports were EAC, EU, China and India, accounting for 27.7 percent, 16.9 percent 13.2 percent and 8.3 percent, respectively.

Figure 4.11: Rwanda's Total Exports, Imports and Trade Balance, 2008-2012



Source: RRA and NISR

Figure 4.12: Rwanda's Imports by Country/Region of Origin (Percent Shares)



Source: RRA and NISR

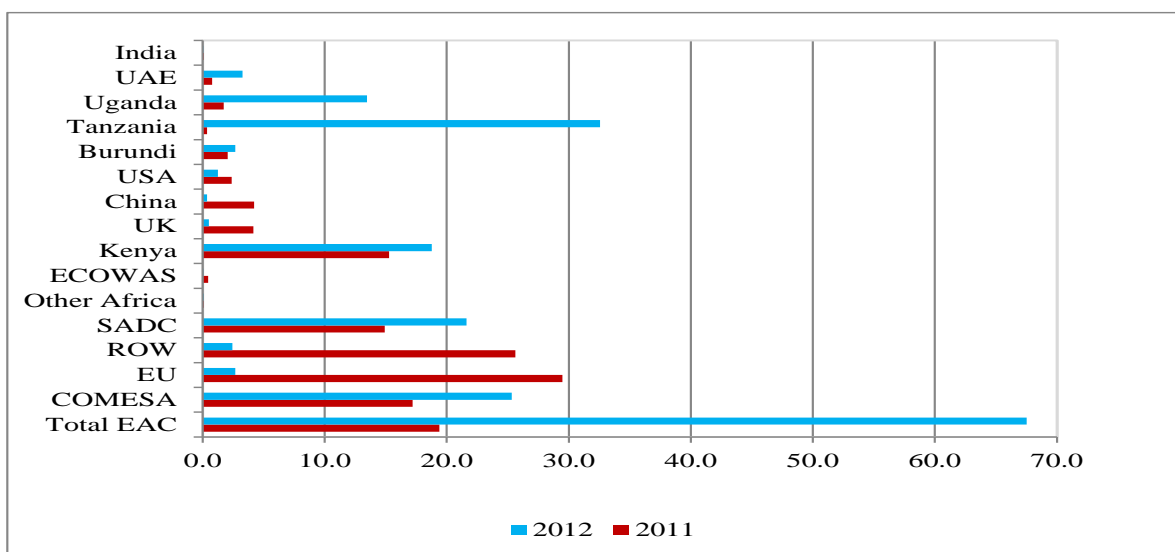
4.3.2 Domestic Exports

Domestic exports increased from US\$ 371.1 million in 2011 to US\$ 416.9 million in 2012, representing an increase of 12.3 percent. The main domestic exports included coffee and tea and ores, slag and ash, which accounted for about 71 percent of domestic exports. During the review period, domestic exports of coffee and tea increased by 22.4 percent to US\$ 158.34 million while ore, slag and ash declined by 14.5 percent to US\$ 136.1 million.

2012
RWANDA:
Trade Expanded by 21.7%
Exports Expanded by 21.6%
Exports rose by 21.7%

Rwanda's exports in 2012 were mainly destined to EAC, COMESA and SADC regions, with their shares increasing to 67.5 percent, 25.3 percent and 21.6 percent, respectively from 19.4 percent, 17.2 percent and 14.9 percent in 2011. The share of domestic exports to the EU region declined substantially from 29.5 percent in 2011 to 2.7 percent in 2012.

Figure 4.13: Rwanda's Domestic Exports by Destination (Percent Share)



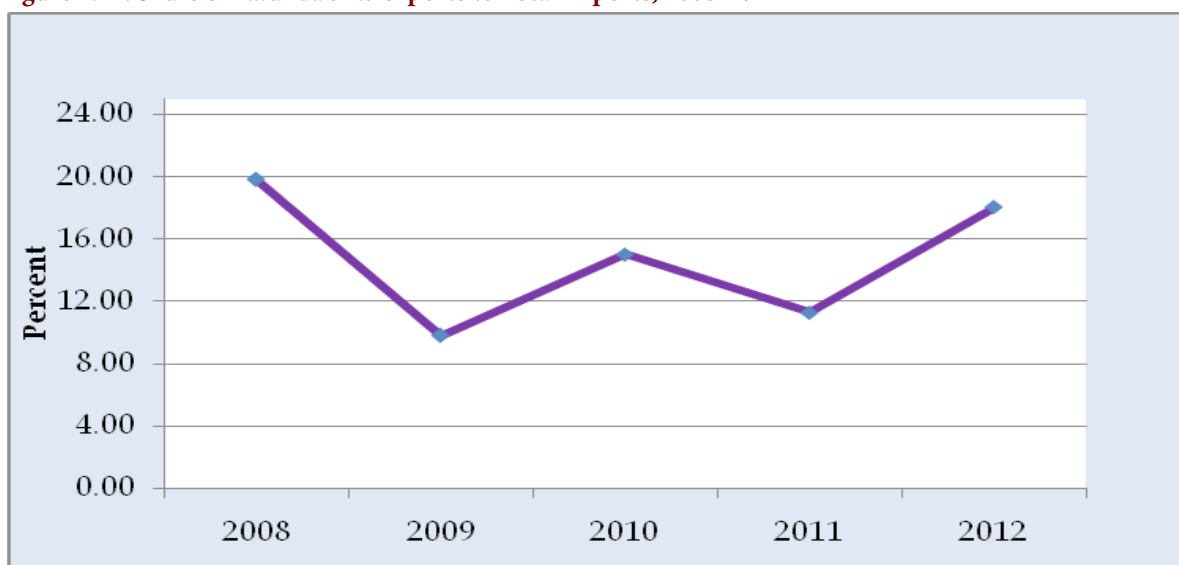
Source: RRA and NISR

4.3.3 Re-exports

The share of Rwanda's re-exports to total exports increased from 11.3 percent in 2011 to 18.06 percent in 2012. The value of re-exports also went up by 94.6 percent from US\$ 47.23 million in 2011 to US\$ 91.89 million in 2012. The main re-export products included: petroleum fuels and motor vehicles.

11.3%
increase in Rwanda's
re-exports

Figure 4.14: Share of Rwanda's Re-exports to Total Exports, 2008-2012

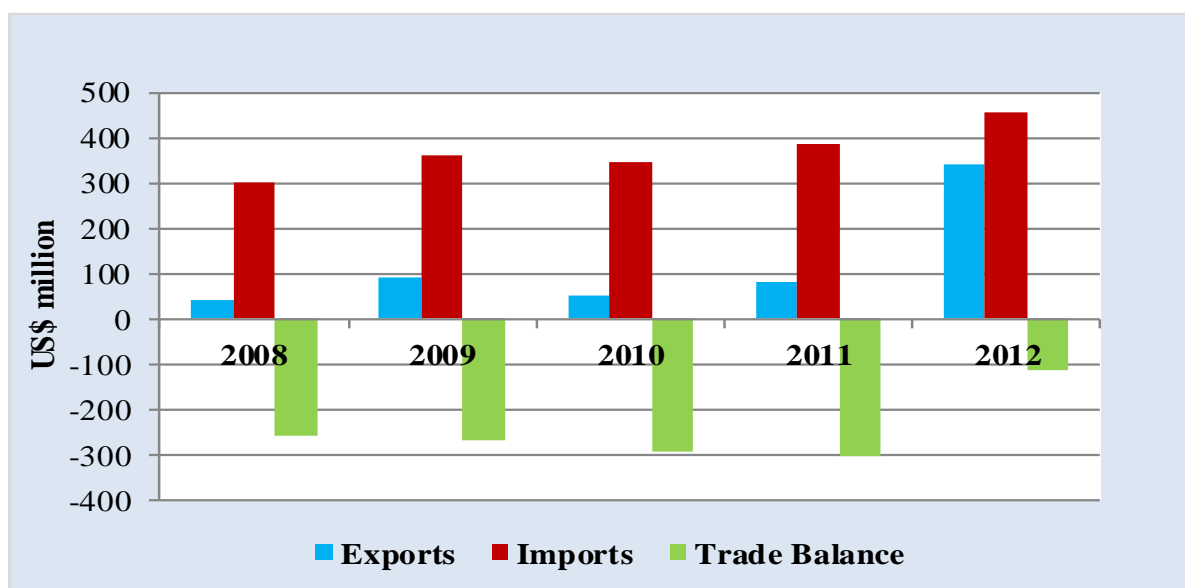


Source: RRA and NISR

4.3.4 Intra EAC Trade

In 2012, Rwanda's total trade with EAC increased by 71.9 percent to US\$ 801.29 million from US\$ 466.21 million in 2011. Uganda was Rwanda's major trading partner within the EAC contributing 37.9 percent of total EAC trade in 2012 followed by Tanzania with 30.3 percent, Kenya with 28.8 percent and Burundi 3.1 percent. Rwanda's trade balance with the EAC Partner States narrowed by 62.4 percent to a deficit of US\$ 114.4 million in 2012 from a deficit of US\$ 303.9 million in 2011 largely attributed to faster growth in exports relative to imports.

Figure 4.15: Rwanda's Trade with EAC Partner States, 2008-2012



Source: RRA and NISR

Table 4.5: Rwanda's Trade with EAC Partner States, 2008-2012, (US\$ million)

		2008	2009	2010	2011	2012	% change				
							2008	2009	2010	2011	2012
Burundi	Imports	3.6	4.3	1.5	3.6	10.9	73.7	21.1	-64.6	136.8	202.3
	Exports	5.5	5.0	3.9	8.5	13.6	-22.9	-9.1	-22.1	117.9	60.0
	Total trade	9.1	9.3	5.4	12.1	24.6	-1.4	2.8	-41.7	123.2	102.4
	Trade Balance	2.0	0.7	2.4	4.9	2.7	-61.6	-63.8	235.6	105.8	-45.0
Kenya	Imports	129.0	152.7	123.5	118.4	135.2	50.5	18.4	-19.1	-4.1	14.2
	Exports	31.3	82.2	38.8	63.8	95.6	-8.9	162.5	-52.8	64.5	49.7
	Total trade	160.3	234.9	162.3	182.2	230.8	33.5	46.6	-30.9	12.3	26.6
	Trade Balance	-97.6	-70.5	-84.7	-54.6	-39.7	90.3	-27.8	20.1	-35.6	-27.3
Tanzania	Imports	25.6	54.6	65.5	73.9	77.0	62.7	113.8	19.9	12.8	4.1
	Exports	0.8	1.2	2.1	1.5	165.7	115.4	38.1	80.2	-25.9	10,604
	Total trade	26.4	55.8	67.6	75.4	242.7	64.1	111.4	21.2	11.6	221.6
	Trade Balance	-24.7	-53.5	-63.4	-72.4	88.8	61.5	116.3	18.6	14.1	-222.7
Uganda	Imports	145.3	151.8	154.0	189.1	234.7	47.4	4.5	1.5	22.8	24.1
	Exports	5.7	4.8	5.6	7.2	68.6	79.8	-16.0	17.3	28.9	846.9
	Total trade	151.0	156.6	159.7	196.4	303.3	48.5	3.7	1.9	23.0	54.4
	Trade Balance	-139.6	-147.0	-148.4	-181.9	-166.2	46.4	5.4	0.9	22.6	-8.6
Intra EAC	Imports	303.3	363.5	344.6	385.1	457.8	50.2	19.8	-5.2	11.8	18.9
	Exports	43.4	93.2	50.4	81.2	343.5	-3.8	114.8	-45.9	60.9	323.2
	Total trade	346.7	456.6	395.0	466.2	801.3	40.3	31.7	-13.5	18.0	71.9
	Trade Balance	-260.0	-270.3	-294.1	-303.9	-114.4	65.7	4.0	8.8	3.3	-62.4

Intra EAC Imports

Rwanda's imports from EAC Partner States increased by 18.90 percent from US\$ 385.1 million in 2011 to US\$ 457.8 million in 2012. Uganda remained the dominant source of Rwanda's imports accounting for 51.3 percent of total intra EAC imports. The main products imported from Uganda included fats, salt, soaps, textiles, iron and steel, cereals and sugar. Kenya was second with a share of 29.5 percent, importing iron and steel, fats, fuels and pharmaceutical products. Tanzania accounted for 16.81 percent and Burundi 2.4 percent.

Intra EAC Domestic Exports

Rwanda's domestic exports to EAC Partner States increased to US\$ 312.24 million in 2012 from US\$ 71.12 million in 2011. The increase was largely attributed to a substantial increase in domestic exports to mainly to Uganda, Kenya and Tanzania. The main export products included: coffee and tea, ore, slag and ash, raw hides and skin and cereals.

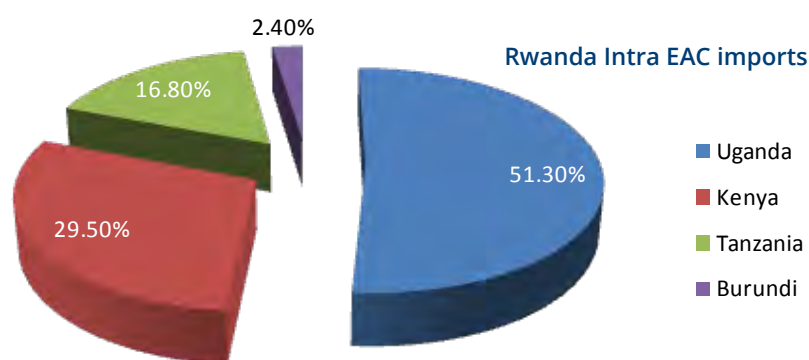


Table 4.6: Intra-EAC Exports, 2008-2012 (US\$ million)

Intra-EAC Export Flows	2008	2009	2010	2011	2012
Intra-EAC Domestic Exports	35.2	88.3	45.4	71.1	312.3
Intra-EAC Re-exports	2.7	4.9	5.1	10.0	31.1
Total Intra-EAC Exports	37.9	93.2	50.4	81.2	343.5
Percent Share of Intra-Re-exports	7.1	5.2	10.0	12.4	9.1

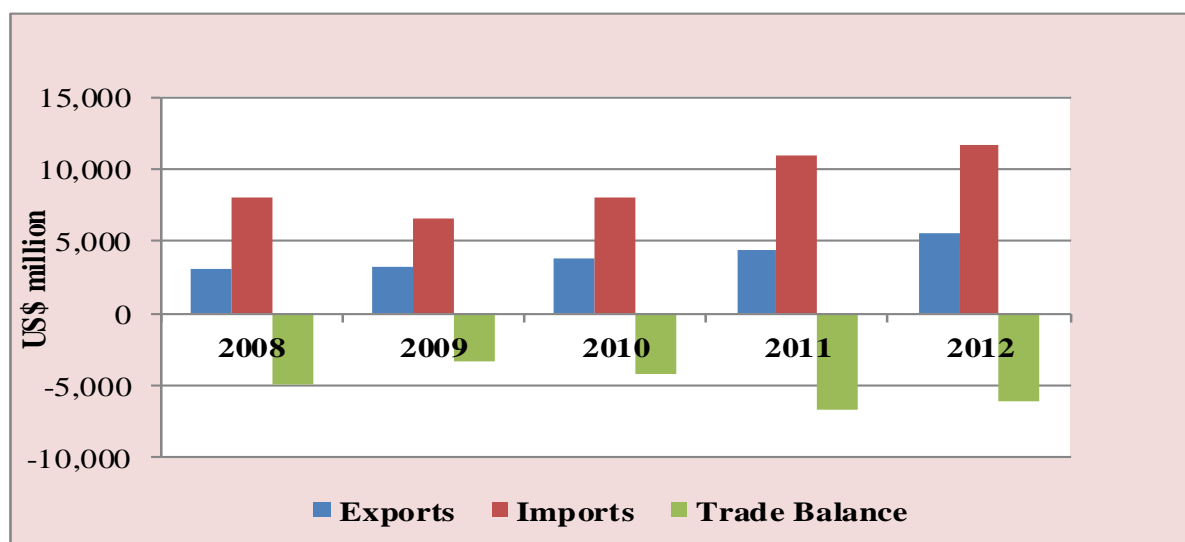
Source: RRA and NISR

Intra EAC Re-Exports

Rwanda's re-exports to the EAC Partner States increased to US\$ 31.1 million in 2012 compared to US\$ 10.0 million registered in the 2011. The main re-exports to EAC comprised of mineral fuels, vehicles and ores.

4.4 Tanzania's International Trade

In 2012, Tanzania's total trade increased by 12.1 percent to US\$ 17,265.0 million compared to US\$ 15,408 million in 2011. The increase was largely driven by faster growth in exports of 27.12 percent relative to import growth of 6.1 percent. Consequently, Tanzania's trade deficit narrowed to US\$ 6,171 million from US\$ 6,680 million in the year in 2011.

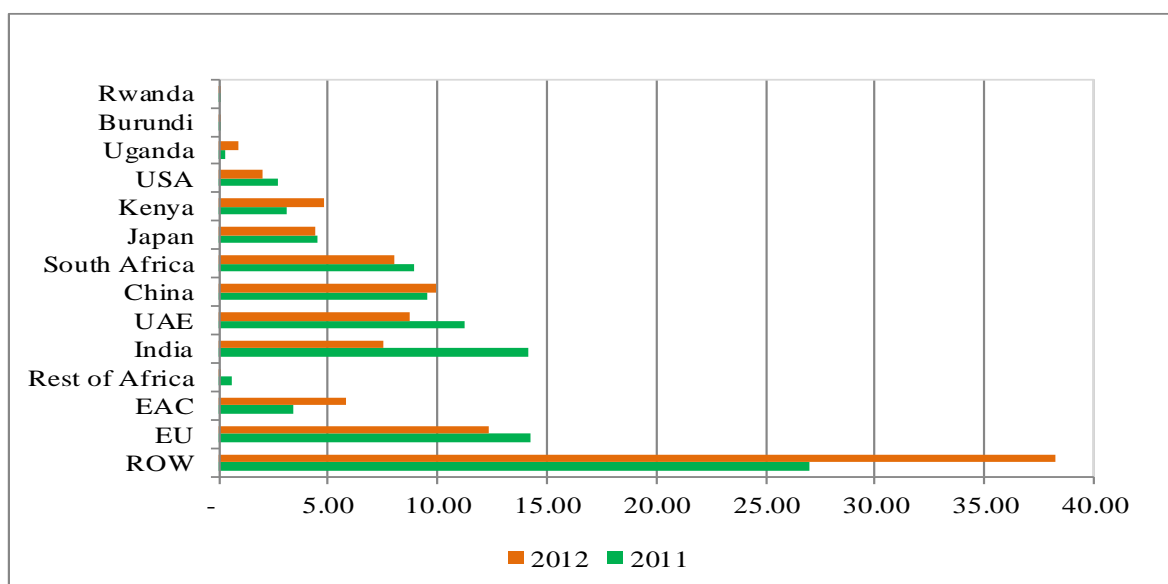
Figure 4.16: Tanzania's Exports, Imports and Trade Balance, 2008-2012

Source: TRA and NBS

4.4.1 Imports

The value of imported goods was US\$ 11,718.0 million in 2012 compared to US\$ 11,044.1 million in 2011. The major import categories included: mineral fuels, vehicles and electrical machinery, which accounted for 32.7 percent, 9.6 percent and 6.4 percent respectively. In 2012, mineral fuels increased by 6.4 percent compared to a 60 percent increase in 2011. This was partly attributed to improved power supply from other sources such as hydropower and natural gas that reduced the domestic demand of oil for power generation. The top five major sources of Tanzania's imports in 2012 were EU, China, UAE, South Africa and India which accounted for about 47 percent of total imports to Tanzania. The share of imports from rest of the world increased significantly to 39.2 percent as a Suisse Company won the tender to supply petroleum products under the bulk procurement system (BPS) as well as importation of capital goods from Canada and Australia directed to mining activities.

Figure 4.17: Tanzania's Imports by Country/Region of Origin (Percent Shares)



Source: TRA and NBS

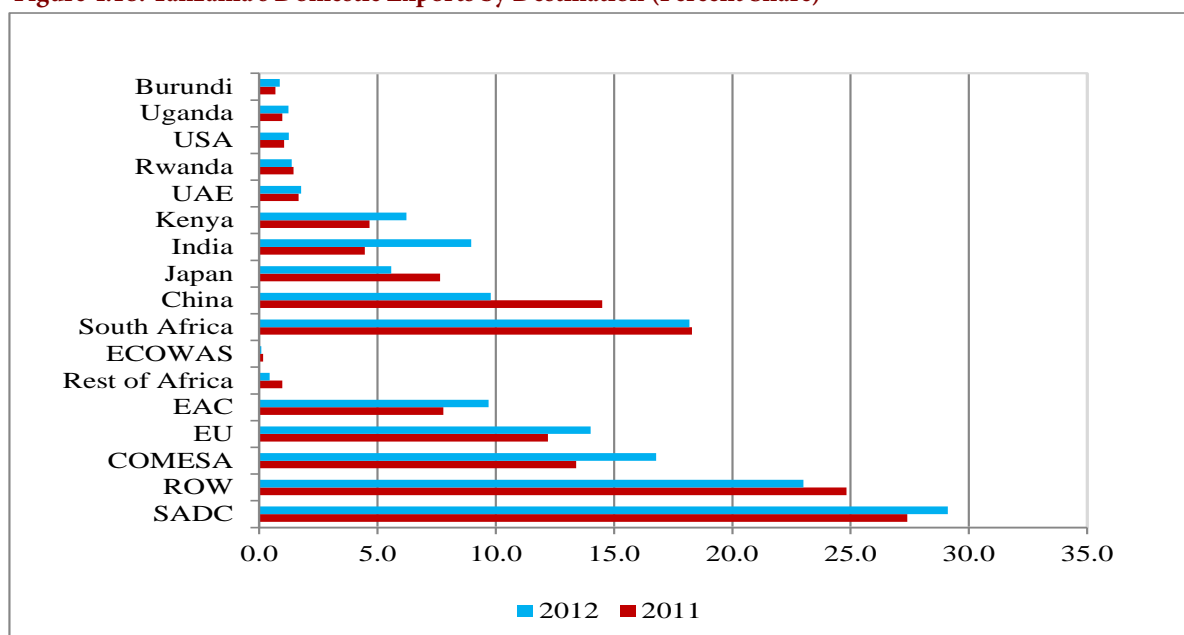
4.4.2 Domestic Exports

Tanzania's domestic exports was US\$ 5,361.4 million in 2012 compared to US\$ 4,262.7 million in 2011, with exports of traditional commodities (i.e. major agricultural cash crop) increasing by 40 percent to US\$ 956.7 million in 2012. The performance was largely attributable to good weather in growing areas that led to substantial increase in the export volumes of cotton, tobacco, coffee and cashew nuts. The value of manufactured goods increased to US\$ 1,047.3 million compared to US\$ 861.5 million in 2011. The increase was partly associated with improved industrial production as power supply continued to stabilize. Exports of manufactured goods include textile apparels, edible oil, wheat

flour, glass and glassware, products of iron and steel, paper and paper products. On the other hand, gold continued to take the lead of Tanzania's domestic exports. However, its share declined to 43 percent from over 45 percent of total domestic exports mainly driven by a decline in export volumes as gold prices in the world market kept on increasing.

The value of gold exports amounted to US\$ 2,107.4 million compared to US\$ 2,224.1 million in 2011. The main destination of Tanzania's exports were South Africa, European Union, China, India, SADC, COMESA, Kenya and Japan which accounted for about 72 percent of the country's domestic exports.

Figure 4.18: Tanzania's Domestic Exports by Destination (Percent Share)

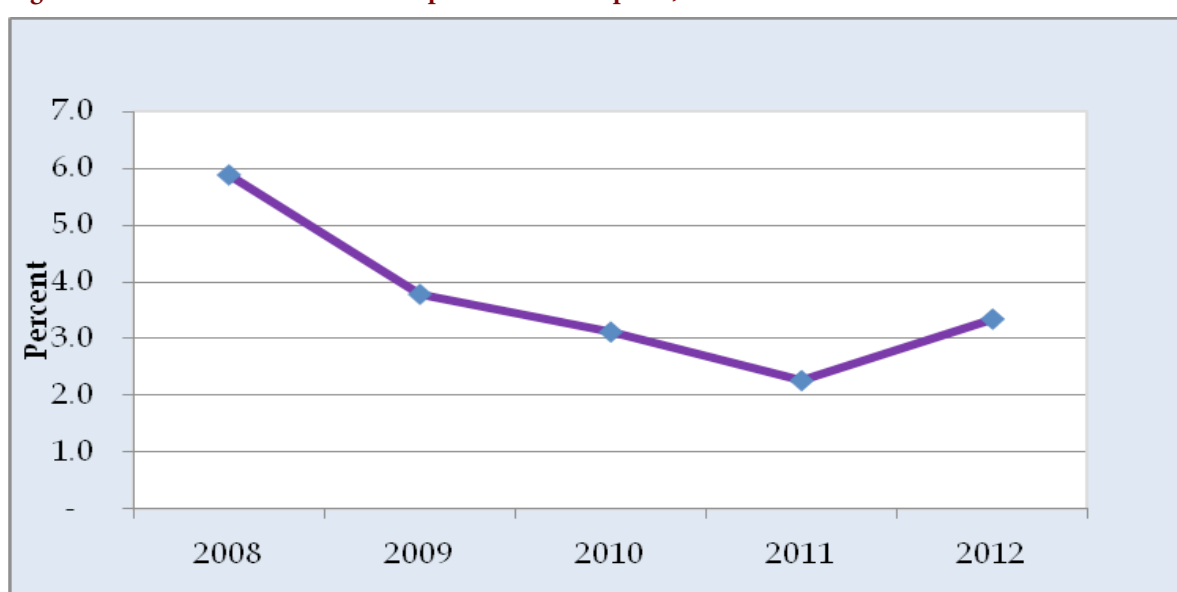


Source: TRA and NBS

4.4.3 Re-exports

During 2012, Tanzania's re-exports recorded an increase of about 84 percent to US\$ 185.8 million compared to US\$ 101.1 million in the preceding year. The increase was more pronounced in wheat grains and fertilizers. Other re-export commodities include machinery and motor vehicles. Most of the re-exports were destined to neighbouring landlocked countries such as Uganda, Rwanda and Democratic Republic of Congo (DRC).

Figure 4.19: Share of Tanzania's Re-exports to Total Exports, 2008-2012



4.4.4 Tanzania's Intra-EAC Trade

In 2012, the share of Tanzania's trade with other EAC Partner States to total EAC trade increased by 7.2 percent compared to an increase of 6.5 percent in 2011. During the review period, Tanzania's intra EAC trade amounted to US\$ 1,291.9 million, being 64.1 percent higher than 2011. The increase was driven by a rise in both intra EAC imports and exports. However, intra EAC imports increased relatively faster than intra EAC exports hence recording a trade deficit with other EAC Partner States. Tanzania's trade with Kenya and Uganda recorded a deficit while trade with Rwanda and Burundi was in surplus.

72%
increase in Tanzania's
intra-EAC trade

in 2012, Tanzania's trade with Kenya and Uganda recorded a deficit while trade with Rwanda and Burundi was in surplus.

Figure 4.20: Tanzania's Trade with EAC Partner States, 2008-2012



Source: TRA and NBS

Intra EAC Imports

Tanzania's intra EAC imports increased by about 80 percent reaching at US\$ 678.6 million in 2012 compared with US\$ 378.1 million recorded in the preceding year. There were significant increases in imports originating from Kenya and Uganda. During the review period, imports from Kenya accounted for 83 percent of total intra EAC imports and increased by 66.3 percent to US\$ 564.2 million while those from Uganda went up by almost three folds to US\$ 108.4 million from US\$ 36.4 million in 2011. Items that recorded increases from Kenya were cruise ships while cotton seeds and maize grains were the main import items from Uganda.

Intra EAC Domestic Exports

In 2012, Tanzania's domestic exports to EAC Partner States increased by 43.3 percent to US\$ 519.8 million from US\$ 362.7 million in 2011. There was an increase in exports from Tanzania to all EAC Partner States with domestic exports to Kenya recording the highest growth of 53.5 percent to US\$ 333.4 million. Export items to Kenya included: oil cakes, maize, petroleum products and potatoes. Rwanda was second after Kenya as a major destination of Tanzania's exports followed by Uganda and Burundi.

Table 4.7: Tanzania's Trade with EAC Partner States, 2008-2012, (US\$ million)

		2008	2009	2010	2011	2012	% Change				
							2008	2009	2010	2011	2012
Kenya	Imports	408.2	304.5	276.0	339.3	564.2	294.1	-25.4	-9.3	22.9	66.3
	Exports	251.7	192.9	210.4	221.4	349.7	104.0	-23.4	9.1	5.2	58.0
	Total trade	659.9	497.4	486.4	560.7	913.9	190.7	-24.6	-2.2	15.3	63.0
	Trade Balance	-156.5	-111.6	-65.6	-118.0	-214.6	-888.6	-28.7	-41.2	79.9	81.9
Uganda	Imports	17.1	12.1	17.9	36.4	108.3	164.2	-29.1	47.3	103.7	197.4
	Exports	58.7	51.7	60.4	52.6	103.2	27.5	-12.1	16.9	-12.8	96.0
	Total trade	75.8	63.8	78.3	89.1	211.5	44.3	-15.9	22.7	13.8	137.5
	Trade Balance	41.6	39.5	42.5	16.2	-5.2	5.1	-5.0	7.6	-61.9	-132.0
Burundi	Imports	0.4	0.3	0.6	0.8	3.9	1,974.0	-27.5	92.8	30.0	398.6
	Exports	0.0	24.6	37.1	39.9	54.6	0.0	0.0	50.5	7.5	37.0
	Total trade	0.4	24.9	37.7	40.6	58.5	1,974.0	5,713.9	51.0	7.9	44.0
	Trade Balance	-0.4	24.3	36.5	39.1	50.7	1,974.0	-5,768.8	50.0	7.1	29.8
Rwanda	Imports	0.1	0.0	1.4	1.6	2.1	241.1	-61.6	7,202.7	12.1	34.1
	Exports	0.0	15.8	86.4	95.2	105.8	0.0	0.0	446.6	10.2	11.2
	Total trade	0.1	15.8	87.8	96.7	108.0	241.1	31,387.5	454.8	10.2	11.6
	Trade Balance	-0.1	15.8	85.0	93.6	103.7	241.1	-31,510.7	438.3	10.1	10.8
Intra-EAC	Imports	425.8	316.9	295.9	378.1	678.6	286.8	-25.6	-6.6	27.8	79.5
	Exports	310.5	285.0	394.3	409.0	613.3	83.2	-8.2	38.3	3.7	49.9
	Total trade	736.3	601.9	690.2	787.1	1,291.9	163.4	-18.2	14.7	14.1	64.1
	Trade Balance	-115.3	-31.9	98.4	30.9	-65.3	-294.2	-72.3	-408.1	-68.6	-311.4

Table 4.8: Tanzania's Intra-EAC Exports, 2008-2012 (US\$ million)

Intra-EAC Export Flows		2008	2009	2010	2011	2012
Tanzania	Intra EAC Domestic Exports	293.8	272.1	400.9	362.7	519.8
	Intra EAC Re-exports	16.7	12.9	61.7	46.3	93.5
	Intra EAC Total Exports	310.5	285.0	462.7	409.0	613.3
	Percent Share of Intra-Re-exports	5.4	4.5	13.3	11.3	15.2

Source: TRA and NBS

Intra EAC Re-Exports

Tanzania's re-exports to EAC Partner States almost doubled to US\$ 93.5 million in 2012 compared to US\$ 46.3 million in 2011, mainly driven by an increase in re-exports of wheat, fertilizers, petroleum products and machinery equipment. During the review period, Uganda was the main destination of re-exports followed by Rwanda. The main re-exports products to Uganda included: wheat grains, machinery equipment and fertilizers and electrical equipments to Rwanda.

2012
Tanzania's
intra-regional
re-exports almost
double from
US\$ 46.3 mil in 2011
to US\$ 93.5mil

4.5 Uganda's International Trade

In 2012, Uganda's total trade increased by 7.9 percent to US\$ 8,400 million. This was attributed to an increase of 9.2 percent and 7.3 percent in exports and imports respectively. Exports increased from US\$ 2,159.1 million in 2011 to US\$ 2,357.5 million in 2012 on account of an increase in international commodity prices. Imports increased from US\$ 5,630.9 million in 2011 to US\$ 6,042.8 million in 2012, this was on account of increased demand for petroleum products and capital goods.

Uganda's total trade with India registered a 35.2 percent increase in 2012. For the period under review, imports from India increased by 36.4 percent to US\$ 1,266.2 million, while exports decreased by 25.2 percent to US\$ 14.4 million.

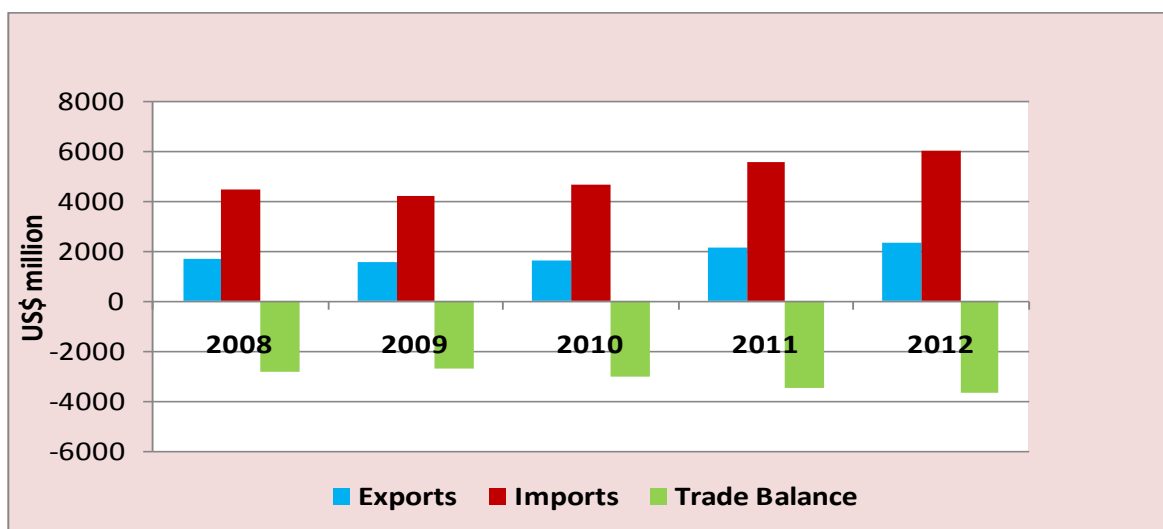
With the exception of COMESA, Uganda continued to register trade deficits with other regional trade blocs. In 2012, Uganda's trade surplus with COMESA (excluding Rwanda, Burundi and Kenya), stood at US\$ 577.2 million, this was an increase of 30.2 percent, when compared to the surplus recorded in 2011.

Uganda's trade deficit with India and China worsened by 37.7 percent and 32.2 percent to US\$ 1,251.8 million and US\$ 655.2 million, respectively, while the trade deficit with Japan improved by 0.5 percent to US\$ 318.0 million in 2012. Trade deficit with EU worsened by 1.6 percent to US\$ 241.4 million, with UK accounting for over 28.6 percent of the deficit.

The other trading partners with which Uganda recorded trade deficits in 2012 were SADC (Excluding Tanzania) and UAE estimated at US\$ 100.6 million and US\$ 274.4 million, respectively.

The resultant deteriorating trade balance was due to continued export of raw materials, import of highly valued manufactured and consumer goods amid limited penetration and access to new markets. Figure 4.10 summarises the developments of Uganda's international trade.

Figure 4.21: Uganda's Total Exports, Imports and Trade Balance, 2008 -2012



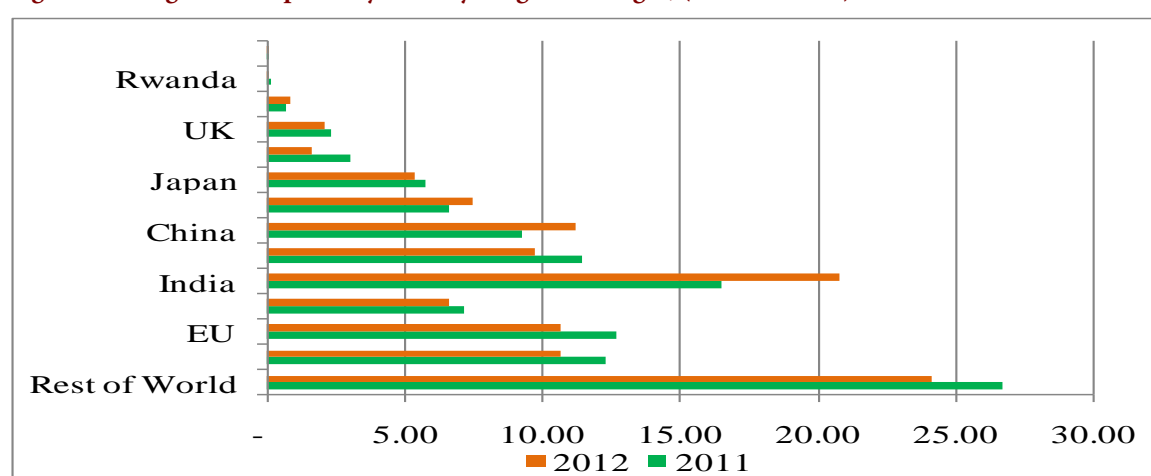
Source: UBOS, BOU and URA

4.5.1 Imports

Uganda's imports bill increased by 7.3 percent from US\$ 5,630.9 million in 2011 to US\$ 6,042.8 million in 2012. This increase was mainly attributable to an increase in international oil prices. The major items imported into Uganda included; petroleum products, road vehicles, machinery, cereals, telecommunication equipment, medical & pharmaceutical products and iron & steel. The major sources of Uganda's imports were India, China, EU, Kenya, United Arab Emirates and Japan.

2012
Uganda's domestic exports decreased by 0.02% to US\$ 1563.7mil from US\$ 1,564.0mil in 2011

Figure 4.22: Uganda's Import's by country /Region of origin, (Percent Share)



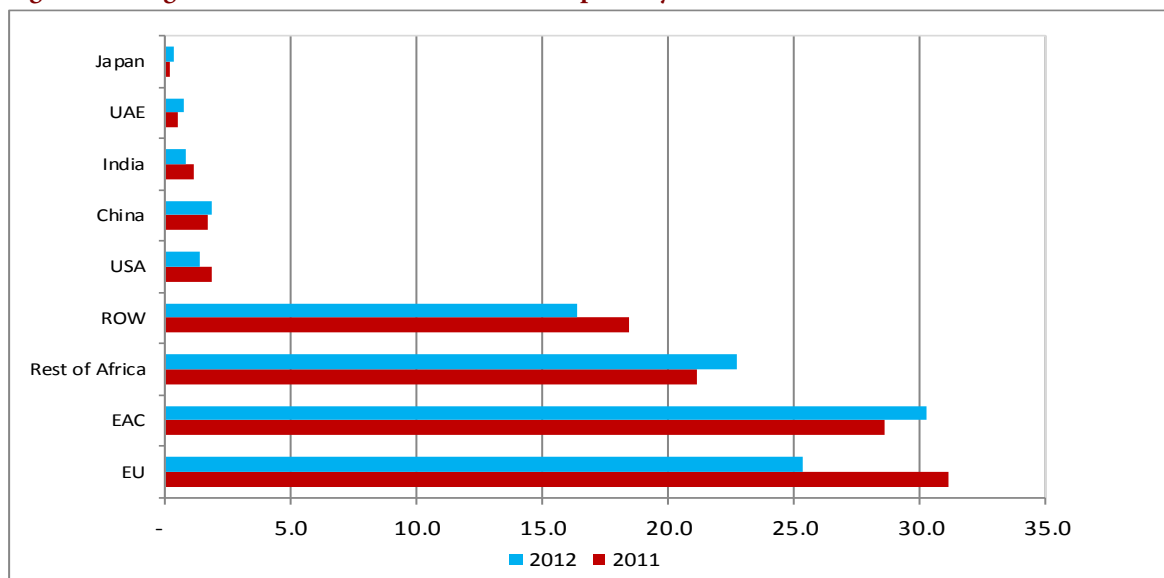
4.5.2 Domestic Exports

In 2012, Uganda's domestic exports decreased marginally by 0.02 percent to US\$ 1,563.7 million from US\$ 1,564.0 million in 2011. The major regional destination of Uganda's domestic exports included EAC, EU and other Africa accounting for 30.3 percent, 25.4 percent and 23.2 percent respectively. Whereas there was an increase in share of exports to EAC region from 27.3 percent in 2011 to 30.3 percent in 2012, the value of domestic exports to EAC region grew by 11.0 percent from US\$ 426.8 million in 2011 to US\$ 473.6 million in 2012. The major domestic products exported in 2012 included coffee, tea, fish, cement, tobacco and cotton.

Uganda's major domestic exports:

- Coffee
- Cement
- Tobacco
- Cotton
- Fish
- Tea

Figure 4.23: Uganda's Percent Share of Domestic Exports by Destination



Source: UBOS, BOU and URA

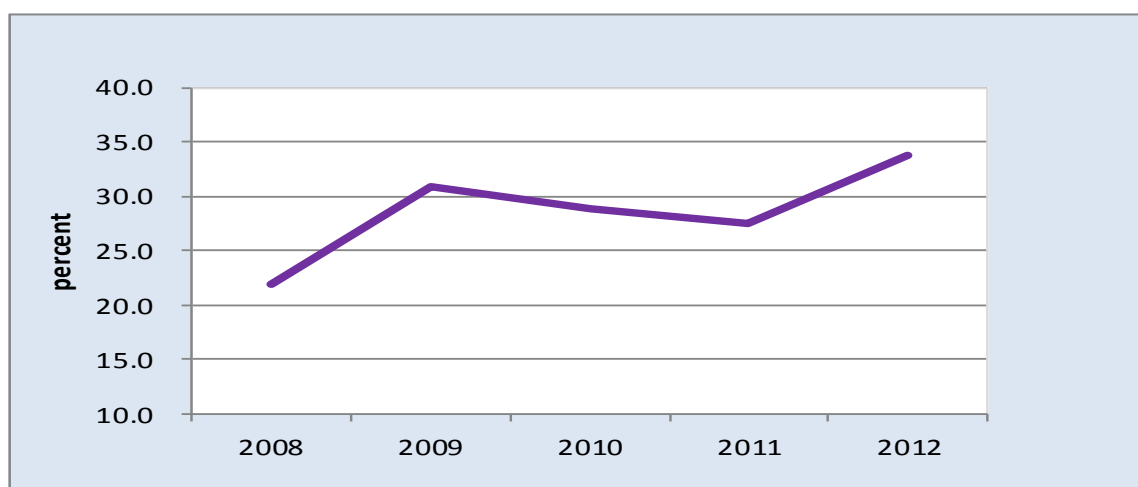
4.5.3 Re-Exports

Uganda's re-exports increased by 33.4 percent to US\$ 793.8 million in 2012 from US\$ 595.1 million in 2011. The main items re-exported include; telephones, petroleum products, sugar & confectionary, rice and animal & vegetable fats & oil. Total re-exports accounted for 33.7 percent of Uganda's total exports. Figure 4.13 shows trends of the proportion of re-exports to total exports.

2012

Uganda's re-exports increased by 33.4%

Figure 4.24: Uganda's Re-exports as a percent of Total Exports 2008-2012

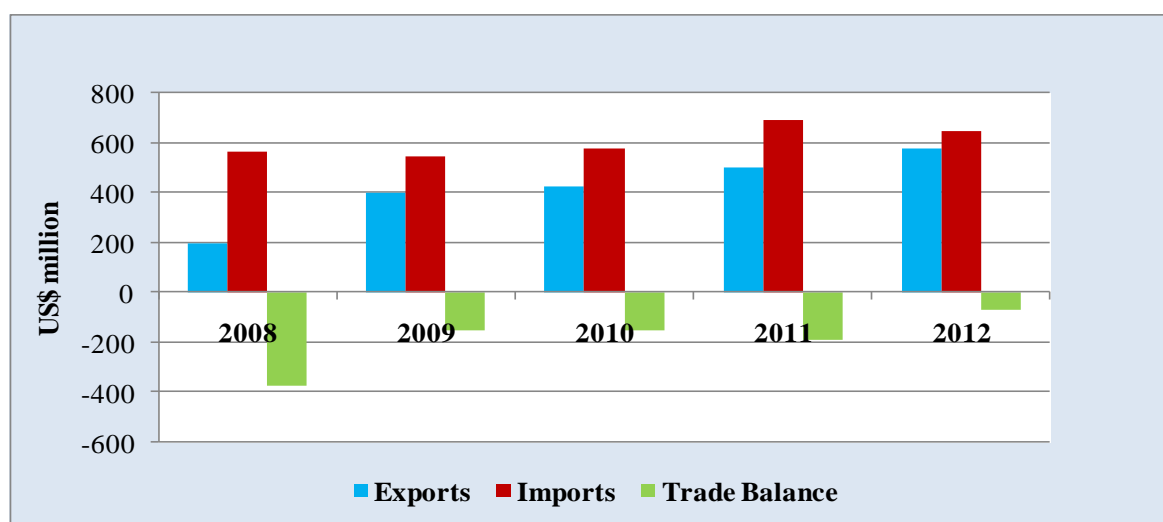


Source: UBOS, BOU and URA

4.5.4 Intra EAC Trade

In 2012, Uganda's total trade with EAC partner states increased by 2.6 percent to US\$ 1,227.2 million on account of increased exports and imports. The trade balance with EAC partner states narrowed from a deficit of US\$ 188.7 million in 2011 to US\$ 66.7 million in 2012. The improvement in the trade balance deficit was due to faster growth in exports coupled with slowdown in import growth.

Figure 4.25: Uganda's Trade with EAC Partner States, 2008-2012 (US\$ million)



Source: UBOS, BOU and URA

Table 4.9: Uganda's Trade with EAC Partner States, 2008-2012 (US\$ million)

		2008	2009	2010	2011	2012	%				
		2008	2009	2010	2011	2012	2008	2009	2010	2011	2012
Burundi	Imports	0.9	0.4	1.1	2.2	1.4	15.5	-53.1	154.8	101.4	-35.1
	Exports	45.4	55.8	51.3	41.5	46.1	6.2	22.9	-7.9	-19.3	11.2
	Total trade	46.3	56.2	52.4	43.6	47.5	6.4	21.4	-6.7	-16.8	8.9
	Trade Balance	44.5	55.3	50.2	39.3	44.7	6.1	24.4	-9.2	-21.9	13.8
Rwanda	Imports	2.9	3.1	7.4	7.9	5.4	-24.0	6.7	140.6	6.6	-32.0
	Exports	136.9	135.3	149.3	193.5	226.1	64.3	-1.2	10.4	29.6	16.8
	Total trade	139.8	138.4	156.7	201.4	231.5	60.5	-1.0	13.3	28.5	14.9
	Trade Balance	134.0	132.2	142.0	185.6	220.7	68.5	-1.3	7.4	30.8	18.9
Kenya	Imports	511.3	502.7	511.5	644.6	590.2	3.2	-1.7	1.8	26.0	-8.4
	Exports	164.6	174.0	190.3	226.6	254.1	39.3	5.7	9.4	19.1	12.1
	Total trade	676.0	676.6	701.8	871.2	844.3	10.1	0.1	3.7	24.1	-3.1
	Trade Balance	-346.7	-328.7	-321.2	-418.0	-336.1	-8.2	-5.2	-2.3	30.1	-19.6
Tanzania	Imports	55.5	40.8	56.5	38.0	50.0	80.1	-26.5	38.6	-32.8	31.6
	Exports	30.5	33.8	37.6	42.2	54.0	-0.2	10.6	11.4	12.2	28.0
	Total trade	86.0	74.6	94.1	80.2	104.0	40.1	-13.3	26.3	-14.8	29.7
	Trade Balance	-25.0	-7.0	-18.9	4.2	4.1	12,342	-71.8	168.9	-122.4	-4.4
Intra-EAC	Imports	570.6	547.0	576.5	692.6	646.9	7.4	-4.1	5.4	20.1	-6.6
	Exports	377.4	398.8	428.6	503.7	580.3	37.3	5.7	7.5	17.5	15.2
	Total trade	948.0	945.7	1,005.1	1,196.4	1,227.2	17.6	-0.2	6.3	19.0	2.6
	Trade Balance	-193.2	-148.2	-147.9	-188.9	-66.7	-24.6	-23.3	-0.1	27.7	-64.7

Intra EAC Imports

Uganda's imports from EAC partner states decreased by 6.6 percent from US\$ 692.6 million in 2011 to US\$ 646.9 million in 2012. The share of imports from EAC partner states to Uganda's total imports declined slightly from 12.3 percent in 2011 to 10.7 percent in 2012. Kenya remained Uganda's main source of imports accounting for 91.2 percent of Uganda's Intra-EAC imports valued at US\$ 590.2 million in 2012. The main imports from Kenya included; petroleum products, cement, cigarettes, beer made from malt, salt, paper and its products, iron and steel, plastics and pharmaceutical products.

Imports from Tanzania increased from US\$ 38.0 million recorded in 2011 to US\$ 50.0 million in 2012. The major items imported included; textiles, petroleum products, cereals and spirits. Uganda's imports from Rwanda declined to US\$ 5.3 million in 2012 while those from Burundi were recorded at US\$ 1.4 million.

Intra EAC Domestic Exports

Uganda's domestic exports to the EAC Partner States rose by 11 percent to US\$ 473.6 million in 2012 compared to US\$ 426.8 million in 2011. Domestic exports to Kenya accounted for 45.2 percent of total domestic exports to EAC region and posted a growth rate of 9.9 percent having risen from US\$ 164.1 million in 2011 to US\$ 214.0 million in 2012. The major items exported to Kenya included; tea, sugar, maize and tobacco. Exports to Rwanda rose by 13.5 percent to US\$ 188.4 million in 2012, while those to Tanzania increased by 20.5 percent to US\$ 37.2 million. However, domestic exports to Burundi declined by 3.4 percent to US\$ 34.0 million.

33.6%
increase in Uganda's
re-exports to EAC
Partner States

Table 4.10: Intra-EAC Exports, 2008-2012 (US\$ million)

Intra-EAC Export Flows	2008	2009	2010	2011	2012
Intra EAC Domestic Exports	331.7	329.9	351.0	426.8	473.6
Intra EAC Re-exports	45.8	68.9	77.6	76.9	106.6
Intra EAC Total Exports	377.4	398.8	428.6	503.7	580.3
Percent Share of Intra-Re-exports	12.1	17.3	18.1	15.3	18.4

Source: URA, BOU and UBOS

Intra EAC Re-Exports

In 2012, Uganda's re-exports to EAC Partner States stood at US\$ 106.6 million representing an increase of 38.6 percent. Kenya and Rwanda were the major destinations, with re-exports valued at US\$ 40.1 million and US\$ 37.7 million respectively. The major re-exports included; glass & glassware, plastics, vehicles, sugar, iron & steel and cereals.



CHAPTER 5

SPECIAL CATEGORY CONSIDERATIONS WITHIN THE EAC CUSTOMS UNION



5.1 Exemptions and Remissions

EAC Partner States are expected to reduce the levels of goods under exemptions and remissions. However, this has not been the case; Partner States have continued to record increasing value of exemption. In 2012, only Uganda recorded a decline in the value of imported goods eligible for exemptions and remissions other EAC Partner States recorded increasing values. Most of the exempted goods includes those for investment projects, aid funded projects, charitable organizations, embassies and consulate goods.

Table 5.1: Total Exemptions and Remissions Granted by EAC Partner States, 2008 – 2012 (US\$ million)

Partner States	Heading	2008	2009	2010	2011	2012	% Change
							2011/12
Burundi	Value of Exemptions	403.0	113.8	143.3	173.8	528.3	203.9
	Revenue Foregone	105.8	12.0	51.3	59.1	120.2	103.3
	Total Trade taxes	114.0	133.5	224.0	349.7	154.4	-55.8
	Percent Foregone	92.9	9.0	22.9	16.9	77.8	360.3
Kenya	Value of Exemptions	2,306.2	2,705.3	2,932.5	3,620.8	4,421.7	22.1
	Revenue Foregone	566.9	644.4	601.7	787.0	934.0	18.7
	Total Trade Taxes	2,451.6	2,385.8	2,625.3	2,640.4	2,990.2	13.2
	Percent Foregone	18.8	21.3	18.6	23.0	23.8	3.6
Rwanda	Value of Exemptions	374.9	481.8	479.0	501.8	780.4	55.5
	Revenue Foregone	129.2	152.9	127.9	134.9	193.9	43.7
	Total Trade taxes	235.3	230.5	239.3	284.5	301.4	6.0
	Percent Foregone	54.9	66.3	53.5	47.4	64.3	35.6
Tanzania	Value of Exemptions	1,826.1	1,922.4	1,880.5	2,032.8	2,683.0	32.0
	Revenue Foregone	435.9	451.1	339.1	483.2	671.0	38.9
	Total Trade Taxes	1,440.9	1,414.9	1,518.4	1,600.2	1,800.5	12.5
	Percent Foregone	23.2	24.2	18.3	23.2	27.1	17.1
Uganda	Value of Exemptions	211.4	503.7	535.5	374.5	323.2	-13.7
	Revenue Foregone	56.2	56.2	65.4	70.3	88.9	26.6
	Total Trade Taxes	1,102.0	1,027.2	1,056.6	1,122.5	1,188.7	5.9
	Percent Foregone	4.9	5.2	5.8	5.9	7.0	18.2

Source: Respective Customs authorities and National Statistics offices

Burundi

During 2012, the value of Burundi's imported goods under the exemptions and remission regime amounted to US\$ 528.0 million, being 203.9 percent higher compared to the amount recorded in the preceding year. Similarly, revenue foregone as a result of the exemptions increased to US\$ 120.2 million compared to US\$ 59.1 million recorded in 2011. The major items that were exempted from taxes were mainly medicines, gas oil, Portland cement, wheat, rice and fertilizers.

Kenya

In Kenya the value of goods imported under exemptions and remissions regime increased by 22.1 percent to US\$ 4,421.65 million in 2012 from US\$ 3,620.81 million in 2011. Similarly, revenue foregone increased by 18.7 percent from US\$ 787.0 million in 2011 to US\$ 934.04 million in 2012. The increase in value of imports under exemptions and remissions was on account of Export Promotion Programmes Office (EPPO) and Essential Goods Production Support Programme (EGSP). Other

exemptions included aid funded project goods, embassy and consulate goods and project goods among others.

Rwanda

Rwanda's Imports subject to exemptions increased by 55.5 percent from US\$ 501.80 million in 2011 to US\$ 780.39 million in 2012 while revenue foregone increased by 43.72 percent from US\$ 134.93 million in 2011 to US\$ 193.2 million in 2012. Trade taxes increased by 5.95 percent from US\$ 284.5 million in 2011 to US\$ 301.4 million in 2012.

Tanzania

During 2012, the value of Tanzania's imported goods under exemptions and remission regime amounted to US\$ 2,683.0 million, being 32.0 percent higher compared to amount recorded in 2011. Similarly, revenue foregone as a result of the exemptions increased to US\$ 671.0 million compared to US\$ 483.20 million recorded in 2011. The major items that were exempted from taxes were mainly sugar for industrial use; machinery spares mostly for the

mining sector, vehicles and cement for construction projects particularly roads.

Uganda

In Uganda the value of imports under exemptions and remissions regime decreased by 13.7 percent from US\$ 374.5 million in 2011 to US\$ 323.2 million in 2012.

5.2 Sensitive Goods

Analysis of sensitive goods reveals that the share of sensitive goods imported from EAC Partner States declined from 33.8 percent in 2011 to 11.7 percent in 2012. The decline was as a result of substantial reduction in the value of sensitive goods from EAC from an average of US\$ 1,350 million in 2011 to US\$ 428 million in 2012. However, sensitive goods from non EAC countries increased by 22.59 percent to US\$ 3,248 million in 2012.

Burundi

Burundi's imports of sensitive goods from non EAC Partner States recorded an increase of 70.0 percent to US\$ 88.5 million in 2012 compared to US\$ 51.9 million recorded in 2011. Goods that recorded significant increase included maize corn, rice, wheat and meslin, cereal flour, beer made from malt. The value of sensitive goods imported from EAC countries accounted for about 59.9 percent to US\$ 28.7 million in 2012 compared to US\$ 17.9 million in 2011. The imported items included: wheat flour, Portland cement, beer made from malt and rice.

Kenya


During 2012, Kenya's imports of sensitive products from non EAC countries increased by 3.5 percent to US\$ 1,248.1 million from US\$ 1,205.8 million in 2011. The increase was attributed to significant increase in imports of woven cotton fabric with manmade fibres, linen, sugar and Portland cement. However, maize imports from non EAC countries significantly decreased by 83.3 percent to US\$ 16.2 million compared from US\$ 96.5 million in 2011. There was also a registered decline in the importation of milk and cream, matches and woven fabrics from non EAC countries. Kenya's imports of sensitive goods from EAC countries increased to US\$ 109.6 million in 2012 from US\$ 58.5 million in 2011. This was attributed to increased imports of maize, sugar and packing materials.

Rwanda

In 2012, Rwanda's imports of sensitive goods from non-EAC countries increased by 39.9 percent to US\$ 159.37 million from US\$ 113.88 million in 2011. Major imports included wheat and meslin, cane sugar, vehicles and clothes. Rwanda's imports of sensitive goods from EAC countries increased by 25.4 percent, from US\$ 95.88 million in 2011 to US\$ 120.1 million in 2012. Major sensitive products imported by Rwanda from EAC partner states included: cement, sugar, clothes and maize.

Tanzania

Tanzania's imports of sensitive goods from non EAC Partner States increased by 45.1 percent to US\$ 1,061.3 million in 2012 compared to US\$ 731.18 million recorded in 2011. Goods that recorded significant increase include: cane sugar,



2
0
1
6

The share of sensitive goods imported from EAC Partner States declined from 33.8% in 2011 to 11.7% in 2012.

manufactured tobacco, cement, and sacks for packing goods, primary cells and batteries. The value of sensitive goods imported from non-EAC countries accounted for about 94 percent of total imported sensitive products. Wheat grains continued to dominate the list of imported sensitive goods accounting for 51 percent of the total value of sensitive goods imported from non EAC countries. The value of sensitive goods imported from EAC Partner States declined by 94.8 percent to US\$ 53.4 million in 2012 from US\$ 1,031.8 million in 2011. The substantial was mainly on wheat and meslin, cane, motor vehicles and Portland cement.

Uganda

In Uganda, the total value of sensitive goods imported increased by 16.7 percent from US\$ 692.3 million in 2011 to US\$ 807.8 million in 2012. The value of sensitive goods imported from non EAC countries accounted for 85.6 percent of the total imported sensitive products and increased by 26 percent to US\$ 691.3 in 2012, while the value of sensitive goods from EAC Partner States declined by 19.9 percent to US\$ 116.5 million. The major sensitive goods imported from non-EAC countries included: wheat and meslin, sugar, motor vehicles, sugar and worn clothing while the major sensitive goods imported from EAC countries included; cement, beer, cigarettes and rice.

5.3 Excisable Products

Burundi

In 2012, the value of imported goods that attracted excise duty increased by 6.6 percent to US\$ 171.2 million from US\$ 160.5 million registered in 2011. The petroleum products, vehicles and the trio composed of beverages, spirits and vinegar accounted for about 84.2 percent, 9.5 percent and 4.3 respectively of all imported excisable goods.

Kenya

In 2012, the importation of excisable goods increased by 23.4 percent from US\$ 2,832.8 million in 2011 to US\$ 3,420.4 million, with mineral fuels and oils accounting for 85.5 percent of total excisable products. The increase was largely attributed to 29.9 percent increase in importation of vehicles; 28.2 percent increase in importation of vegetables, fruits and nuts and 23.9 percent increase in importation of mineral fuels and oils.

Rwanda

In Rwanda, the value imports of excisable goods increased by 91.0 percent, from US\$ 137.93 million in 2011 to US\$ 263.50 million in 2012. The increase was more pronounced in imports of motor cars and other motor vehicles for the transport of persons, from US\$ 13.02 million in 2011 to US\$ 116.64 million in 2012.

Tanzania

In 2012, the value of Tanzania's imported goods that attract excise duty increased to US\$ 3,858.9 million from US\$ 3,676.3 million in 2011. Petroleum products and vehicles continued to dominate the list of imported goods that attracts excise duty accounting for 92.3 percent and 5.8 percent, respectively of all imported excisable goods.

2
0
1
6

The share of sensitive goods imported from EAC Partner States declined from 33.8% in 2011 to 11.7% in 2012.



Uganda

In Uganda, imports of excisable products increased by 4.7 percent from US\$ 1,222.7 million in 2011 to US\$ 1,280.0 million in 2012. The major excisable products included sugar, beverages and tobacco increasing by 25.5 percent, 20.9 percent and 16.6 percent respectively in 2012 compared to 2011.

5.4 Tariff Bands

The EAC Customs Union adopted a three tariff band structure with different rates: raw material (0 percent), intermediate products (10 percent) and finished product (25 percent).

Burundi

In Burundi, merchandise imports under the zero tariff bands accounted for 43.5 percent of the total imports in 2012 compared to 73 percent in 2011. The zero tariff imports decreased from US\$ 783.2 million in 2011 to US\$ 531.0 million recorded in 2012.

Kenya

In 2012, the share of Kenya's imported goods under 0% tariff band to total imports declined by 0.08 percent to 65.3 percent compared to a 67.1 percent performance rate in 2011. The value of imported goods under the 0% tariff band increased to US\$ 10,600.2 million in 2012 from US\$ 9,830.1 million in 2011.

In the same period, the share of imported goods under 10% and 25% tariff band slightly increased to 12.5 percent and 16.7 percent respectively in 2012 compared to 11.2 percent and 16.2 percent in 2011. The value of imported goods above 25% tariff band increased to US\$ 894.8 million with a 5.5 percent performance rate compared to a 5.4 percent performance rate with a value of US\$ 797.8 million in 2011.

Rwanda

Rwanda fully implemented the agreed three tariff band structure in July 2009 with the exception of imports of goods under Rwandan investment code that

Tariff Bands

Raw material: 0%
intermediate products: 10%
Finished Products: 25%

benefited from the flat rate of 5 percent and sensitive products that benefited the rates above 25 percent. Rwanda's imports of goods under the zero tariffs increased by 3.12 percent from US\$ 950.5 million in 2011 to US\$ 980.1 million in 2012 and accounted for 59.6 percent of the total value of imports (including exemptions). Imports under the 10 percent tariff accounted for 10.6 percent of total imports and increased by 22.8 percent to US\$ 174.2 million while Imports under the 25 percent tariff accounted for 8.9 percent of total imports and declined by 16.66 percent to US\$ 147.2 million in 2012.

Tanzania

In Tanzania, merchandise imported under the zero tariff bands accounted for 59.22 percent of the total imports in 2012. The zero tariff imports decreased by 4.8 percent to US\$ 6,937.6 million in 2012 compared to US\$ 7,289.1 million recorded in 2011 and they constituted mainly industrial machinery, raw materials and medicaments. The value of goods imported under the 10 percent tariff band and the 25 percent tariff band increased by 23.2 percent and 24.6 percent, respectively to US\$ 2,292.7 million and US\$ 2,228.2 million in 2012.

Uganda

The value of goods imported under the zero tariff band accounted for 75.4 percent of total imports and increased by 6.0 percent from US\$ 4,296.9 million in 2011 to US\$ 4,554.1 million in 2012. The major imports under the zero tariff band included mineral fuels & oils, machinery & appliances, electrical equipment, pharmaceutical products and iron & steel. Imports under the 10 percent tariff band increased by 10.5 percent to US\$ 373.2 million and the main products included: vehicles for the transport of goods, new pneumatic tyres, bituminous mixtures and vehicles parts and accessories. Imports under the 25 percent tariff

band accounted for 14.3 percent of the total imports and increased by 2.9 percent to US\$ 864.2 million in 2012. Imports in the 25 tariff band mainly included vehicles and electrical machinery.

Table 5.2: Tariff Band Status in EAC Partner States, 2008 - 2012 (US\$ million)

Partner State	Tariff Band	2008	2009	2010	2011	2012	% Change	
							2011	2012
Burundi	0%	32.9	133.3	355.3	491.0	531.0	38.2	8.2
	1%	3.2	2.1					
	2%	19.6	10.6	0.0	0.0	0.1	-100.0	
	3%	1.3	0.9					
	5%	80.9	51.9	0.1	9.9	4.3	11,118.2	-56.7
	6%	3.8	1.8					
	9%	15.2	0.0					
	10%	108.8	96.0	55.1	268.3	223.1	386.6	-16.8
	12%	15.5	0.0					
	15%	18.5	9.0	0.0	0.1	0.3	94.1	174.8
	16%	14.8	0.0					
	20%	0.0	0.0					
	22.5%	0.0	0.0	0.0	0.0	0.0		-9.6
	25%	0.0	40.9	112.4	134.4	139.2	19.5	3.6
>25%	86.8	57.4	16.9	17.6	52.7	4.2	198.8	
Total	401.3	403.8	539.9	921.2	950.6	70.6	3.2	
Kenya	0	7,478.9	6,288.2	7,776.5	9,830.1	10,600.2	26.4	7.8
	10	1,317.7	1,294.2	1,450.0	1,642.7	2,028.9	13.3	23.5
	25	1,803.2	1,738.2	2,118.0	2,375.7	2,702.9	12.2	13.8
	>25	540.7	868.1	610.5	797.8	894.8	30.7	12.2
	Total	11,140.5	10,188.6	11,954.9	14,646.3	16,226.8	22.5	10.8
Rwanda	0%	263.4	398.2	525.7	950.5	980.1	80.8	3.1
	5%	123.8	63.9	-	72.3	311.2	-	330.2
	10%	-	64.4	159.4	141.9	174.2	-11.0	22.8
	15%	195.2	110.6	-	-	-	-	-
	25%	-	449.4	409.0	176.6	147.2	-56.8	-16.7
	>25%	454.8	25.6	65.8	18.4	33.1	-72.1	80.3
	Total	1,037.1	1,112.2	1,160.0	1,359.7	1,645.9	17.2	21.0
Tanzania	0	4,219.2	3,710.9	4,486.1	7,289.1	6,937.6	62.5	-4.8
	10	1,248.6	1,606.8	2,298.4	1,860.5	2,292.7	-19.1	23.2
	25	1,353.4	1,075.3	1,107.3	1,787.8	2,228.2	61.5	24.6
	> 25	86.7	113.8	164.3	242.7	257.3	47.7	6.0
	Total	6,907.8	6,506.8	8,056.1	11,180.1	11,715.7	38.8	4.8
Uganda	0%	3,205.3	3,045.4	3,486.6	4,297.0	4,554.1	23.2	6.0
	2%		114.2	0.2	0.0	-	-100.0	-
	4%	192.6	2.0	2.2	1.6	2.4	-26.5	46.3
	6%	17.3	16.9	25.4	23.9	32.7	-6.0	36.8
	10%	327.3	268.6	291.1	337.8	373.2	16.0	10.5
	25%	668.2	676.5	717.0	839.9	864.2	17.1	2.9
	>25%	115.2	134.0	141.9	130.7	216.2	-7.9	65.4
	Total	4,525.9	4,257.6	4,664.4	5,630.9	6,042.8	20.7	7.3

Source: Revenue Authorities of respective Partner States

CHAPTER 6

CUSTOMS REVENUE PERFORMANCE IN EAC



6.1 General Performance of Customs Revenue

In 2012, customs revenue from all EAC Partner States increased by 9.2 percent to US\$ 6,505.3 million from US\$ 5,958.4 million in 2011. During the same period, the share of customs revenue to total tax revenue declined to 36.7 percent from 39.8 percent in 2011. The share of total customs revenue to total revenue declined all the EAC Partner States.

6.2 Burundi

Burundi's customs revenue declined by 27.8 percent to US\$ 224.6 million in 2012 from US\$ 311.0 million in 2011 and posted a performance rate of 113 percent of the set target of US\$ 198.7 million. The share of total customs revenue to total revenue also declined from 82.9 percent in 2011 to 61.5 percent in 2012.

The decline in total customs revenue was attributed to a substantial reduction in other revenues from US\$ 116.0 million to US\$ 5.2 million over the same period. Import duty, excise duty and VAT increased by 2 percent, 9.7 percent and 13.6 percent respectively and posted performance rate of 115.3 percent, 87.8 percent and 123.8 percent. VAT accounted for the largest share at 64 percent, while the share of excise duty to total customs revenue almost doubled to 34.1 percent in 2012.

6.3 Kenya

In 2012, Kenya's total customs revenue increased to US\$ 2,990.2 million from US\$ 2,640.4 million in 2011. This translated into a performance rate of 92.1 percent of the set target of US\$ 3,247.4 million. However, the share of total customs revenue to total revenue declined from 35.0 percent in 2011 to 33.8 percent in 2012.

VAT on imports accounted for 39.3 percent of the total customs revenue and increased by 10.0 percent to US\$ 1,110.7 million in 2012. The performance rate for VAT and import duty reduced from 106.5 percent and 92.4 percent respectively, in 2011 to a performance rate of 87.0 percent and 89.9 percent in 2012. Excise duty performance rate improved from 89.4 percent in 2011 to 96.6 percent in 2012.

6.4 Rwanda

Rwanda's total customs revenue increased from US\$ 284.5 million in 2011 to US\$ 301.4 million in 2012, posting a performance rate of 118.3 against a target of US\$ 254.8 million. Import duty and VAT on imports increased by 16.6 percent and 12.5 percent respectively to US\$ 61 million and US\$ 112.0 million in 2012.

The performance rate for import duty was 116.9 percent while for VAT on imports was 108.2 percent. However, excise duty declined by 8.3 percent to US\$ 73.7, posting performance rate of 98.9 percent against the set target of US\$ 74.5 million. The proportion of total customs revenue to total revenue also decreased from 32.8 percent in 2011 to 32.2 percent in 2012.

6.5 Tanzania

Tanzania's customs revenue amounted to US\$ 1,800.5 million, being 94.9 percent of the target for 2012. The amount was however higher compared to US\$ 1,600.2 million collected in 2011. VAT on imports accounted for about 42 percent of the total customs revenue and amounted to US\$ 751.7 million, which was 93.53 percent of the set target.

Import duty and Excise duty performed at 99.83 percent and 90.11 percent of the set targets of US\$ 368.0 million and US\$ 442.4 million respectively. However the proportion of customs revenue to total revenue declined to 37.6 percent in 2012 compared to 42.0 percent in 2011.

6.6 Uganda

In 2012, total customs revenue increased by 5.9 percent to US\$ 1,188.7 million from US\$ 1,122.51 million in 2011. This performance was 92.2 percent of the set target of US\$ 1,289.5 million. VAT on imports accounted for 40 percent of the total customs revenue with Excise duty contributing 33 percent.

Import duty, VAT and Excise duty performed at 100.16 percent, 89.54 percent and 89.21 percent respectively, when compared to their respective targets for the year. The key taxable imports included fuel, vehicles, parts of electrical machinery, sugar, beverages, machinery, iron & steel and animal/vegetable fats & oil. The proportion of customs revenue to total revenue declined to 42.33 percent in 2012 from 46.9 percent in 2011.

Table 6.1: Customs Revenue Collected by EAC Partner States, 2009-2012 (US\$ m)

Partner state	Tax head	Year								Performance Rate		% change	
		2009		2010		2011		2012		2011	2012	2010/11	2011/12
		Target	Actual	Target	Actual	Target	Actual	Target	Actual				
Kenya	Import Duty	500.5	499.8	560.8	555.3	586.3	541.5	726.1	652.9	92.4	89.9	-2.5	20.6
	Excise Duty	525.8	551.2	569.1	543.3	528.9	448.9	523.6	505.6	84.9	96.6	-17.4	12.6
	VAT Imports	880.8	746.9	930.4	917.7	948.1	1009.4	1277.2	1110.7	106.5	87.0	10.0	10.0
	Other	568.0	587.9	606.5	608.9	627.4	640.5	720.6	721.0	102.1	100.0	5.2	12.6
	Total Customs Revenue	2475.0	2385.8	2666.7	2625.3	2690.7	2640.4	3247.4	2990.2	98.1	92.1	0.6	13.2
	Total Revenue	6663.8	6604.7	7548.8	7277.4	7673.1	7545.0	9434.9	8851.2	98.3	93.8	3.7	17.3
	% age of Customs Revenue to Total		36.1		36.1		35.0		33.8				
Burundi	Import Duty	40.9	46.3	42.7	41.5	32.3	38.7	34.3	39.5	119.9	115.3	-6.7	2.0
	Excise Duty	68.9	87.2		89.7	62.0	54.4	67.7	59.7	87.8	88.1	-39.4	9.7
	VAT on Import	46.4	40.4	52.7	62.5	113.6	140.6	127.1	159.7	123.8	125.6	124.9	13.6
	Other	18.6	5.0	253.8	6.8	42.4	116.0	3.8	5.2	273.8	136.2	1617.9	-95.5
	Total Customs Revenue	133.9	132.6	306.5	159.0	217.9	311.0	198.7	224.6	142.7	113.0	95.6	-27.8
	Total Tax Revenue	280.7	252.0	627.7	295.0	363.1	375.2	375.9	365.1	103.3	97.1	27.2	-2.7
	% age of Customs Revenue to Total		52.6		53.9		82.9		61.5				
Rwanda	Import Duty	69.1	62.1	50.7	45.0	52.2	52.3	52.2	61.0	100.3	116.9	16.4	16.6
	Excise Duty	34.7	39.1	48.5	63.1	79.4	80.3	74.5	73.7	101.2	98.9	27.3	-8.3
	VAT Imports	94.3	95.1	93.1	87.3	93.4	99.6	103.6	112.0	106.6	108.2	14.1	12.5
	Other	20.1	34.3	19.7	44.0	25.2	52.2	24.5	54.7	207.1	223.2	18.7	4.7
	Total Customs Revenue	218.2	230.5	212.0	239.3	250.1	284.5	254.8	301.4	113.7	118.3	18.9	6.0
	Total Revenue	607.9	653.8	657.1	730.9	819.1	868.4	846.0	935.2	106.0	110.5	18.8	7.7
	% age of Customs Revenue to Total		35.3		32.7		32.8		32.2				
Tanzania	Import Duty	303.3	284.0	329.5	302.4	320.9	304.7	368.0	367.3	95.0	99.8	0.8	20.5
	Excise Duty	450.7	376.5	445.6	395.6	402.2	405.5	442.4	398.7	100.8	90.1	2.5	-1.7
	VAT on Import	532.6	519.5	634.7	605.2	685.9	623.3	803.7	751.7	90.9	93.5	3.0	20.6
	Other	223.7	207.4	227.4	215.3	214.8	266.6	283.4	282.7	124.1	99.8	23.8	6.1
	Total Customs Revenue	1510.3	1387.4	1637.2	1518.4	1623.8	1600.2	1897.5	1800.5	98.5	94.9	5.4	12.5
	Total Revenue	3640.0	3264.9	3900.3	3573.7	3852.9	3805.8	4691.7	4787.7	98.8	102.0	6.5	25.8
	% age of Customs Revenue to Total		42.5		42.5		42.0		37.6				
Uganda	Import Duty	209.7	187.6	201.5	189.5	181.6	188.8	220.7	221.0	104.0	100.2	-0.4	17.0
	Excise Duty	386.6	379.2	423.6	395.5	419.0	402.8	439.4	392.0	96.2	89.2	1.9	-2.7
	VAT on Imports	407.0	396.8	433.2	401.6	412.7	444.6	530.6	475.1	107.7	89.5	10.7	6.9
	Other	70.6	63.7	68.4	70.0	71.4	86.2	98.8	100.5	120.7	101.7	23.2	16.6
	Total Customs Revenue	1073.9	1027.2	1126.8	1056.6	1084.7	1122.5	1289.5	1188.7	103.5	92.2	6.2	5.9
	Total Revenue	2149.7	2103.9	2396.8	2284.5	2379.2	2392.2	2853.4	2808.2	100.5	98.4	4.7	17.4
	% age of Customs Revenue to Total		48.8		46.3		46.9		42.3				

Source: Partner States respective Customs Revenue Authorities



CHAPTER 7

INVESTMENT FLOWS IN THE COMMUNITY



7.1 Policy Framework

All the EAC Partner States have national statutory agencies that promote and facilitate investment in their respective countries. The agencies are Kenya Investment Authority (Ken Invest), Tanzania Investment Centre (TIC), Zanzibar Investment Promotion Agency (ZIPA), Uganda Investment Authority, Rwanda Development Board (RDB) and Burundi Investment Promotion Agency (API). These Investment Promotion Agencies (IPAs) provide one stop centre services to inves-

tors and have undertaken a number of reforms to enhance business registration processes, reduce cost of doing business and also improve the business climate to enable the region emerge as the best business and export growth hubs on the African continent.

7.2 Investment Climate

The prevailing political, economic and social environment for doing business in the EAC countries continued to improve. According to the World Bank Doing Business Report (2012), since 2005, the EAC Partner States had grown faster on average than the rest of the sub-Saharan Africa with annual per capita growth averaging close to 4 percent. The region has also witnessed increased net capital inflows, which underscores the opportunities brought about by the Customs Union and the Common Market.

Over the past 8 years the 5 EAC economies implemented a total of 74 institutional or regulatory reforms improving the business environment for local entrepreneurs. Burundi was among the world's most active economies in implementing regulatory reforms in 2011/12. It implemented policy changes in 4 areas measured by Doing Business Report: starting a business, dealing with construction permits, registering property and trading across borders. Rwanda made the greatest progress in improving its business environment between 2005 and 2012, followed by Burundi.

According to the Doing Business Report, EAC Partner States have achieved greater convergence in the complexity and cost of regulatory processes than in the strength of legal institutions relevant to business regulation. Of the 74 institutional or regulatory reforms implemented by EAC economies in the past 8 years, the largest numbers were in the areas of starting a business (11), registering property (9) and dealing with construction permits (8).

Global ranking shows that 108 economies implemented 201 reforms making it easier to do business in 2011/12. In the EAC, all 5 Partner States implemented a combined 9 regulatory reforms in 2011/12 making it easier to do business — 4 were carried out in Burundi, 2 in Rwanda and 1 in each of the other 3 Partner States- Kenya, Tanzania and Uganda. Globally, Rwanda was ranked 52, while in

the EAC region was the top performer, since it was considered to have made the most progress over the past 7 years. During this period, Rwanda had implemented 23 regulatory reforms, making it easier to do business. The economy among other things undertook various reform initiatives, specifically land and judicial reforms, introduced new corporate, insolvency, civil procedure, and secured transactions laws. The World Bank Doing Business 2013 Report ranked Burundi 5th best reformer worldwide regarding easing doing business worldwide and the only African country among top 10 in 2011/2012 period.

At the regional front, EAC Partner States have been keen to attract and facilitate investment as means for productive capacity building and sustainable development. Partner States have reinforced regulatory environment for investment, making use of industrial policies and reforms in strategic sectors of the economy. Regulatory reforms such as consolidation of different registration processes into 1 single point in Rwanda and Kenya — simplified the registration process in the EAC region. To start a business in the EAC now requires an average of 8 procedures and costs an average of 33.6% of income per capita — compared to 12 procedures and a cost of 140% of income per capita 7 years ago. Partner States have also initiated the process of harmonizing their national laws which hinder the effective implementation of the EAC Common Market protocol.

7.3 EAC Foreign Direct Investment flows

According to the World Investment Report (2013), FDI flows to East Africa grew by 37 percent to \$ 6.3 billion in 2012 from US\$ 4.6 billion in 2011. The rising trend in FDI flows to the region was largely attributed to the recent discoveries and exploration of gas reserves in Tanzania and oil fields in Uganda and Kenya. In addition the region's good economic performance over the recent past underpins the rise in investment in key sectors such as manufacturing, services, finance, agri-business among others. Tanzania and Uganda were the largest recipients of FDI in the EAC region followed by Kenya, Rwanda and Burundi in that order.

7.3.1 Overall Investment Flows

Burundi

In 2012, total FDI flows to Burundi declined by 39.3 percent to US\$ 83.7 million from US\$ 137.9 million in 2011. The total number of registered projects also declined by 46.7 percent to 738 projects compared to 1,384 projects registered in 2011.

Kenya

In Kenya, the value of FDI inflows declined from US\$ 841.3 million in 2011 to US\$ 581.2 million in 2012 representing a 31 per cent drop. In terms projects registered the number reduced by 17.6 per cent from 85 projects in 2011 to 70 projects in 2012.

Rwanda

FDI flows to Rwanda increased by 19.1 percent from US\$ 398.9 million invested in 2011 to US\$ 474.9 million in 2012. The number of investment projects increased by 26.7 percent from 60 to 76 projects over the same period. The main source country of FDI inflows investing in new projects were China, India and Singapore with a share of 10 percent, 4 percent and 4 percent respectively of total investment projects in 2012.

In 2012, the total intra EAC FDI inflows increased by 5.5% from US\$ 213.7 mil in 2011 to US\$ 215.4 mil

Tanzania

FDI flows to Tanzania declined by 72.27 percent to US\$ 1,989.8 million compared to US\$ 7,175.1 million registered in 2011. The number of registered projects also decreased to 301 projects compared to 826 projects registered in 2011.

Uganda

FDI flows to Uganda increased by US\$ 409.6 million from US\$ 386.3 million invested in 2011 to US\$ 795.8 million in 2012. The number of projects registered also increased by 41 percent from 158 to 223 projects, over the same period. The major sources of investment were Netherlands, United Kingdom, India, China, Kenya and Sweden

7.3.2 Intra-EAC Investment Flows

In 2012, the total intra EAC FDI inflows increased by 5.5 percent from US\$ 213.7 million in 2011 to US\$

215.4 million. However, the number of registered projects declined from 66 to 53 projects over the review period. Kenya was the main source of FDI flows to other EAC Partner States, while Tanzania received the highest FDI Inflows amounting to US\$ 100.3 million in 2012 from US\$ 50.2 million. FDI flows to Kenya also increased substantially from US\$ 0.6 million in 2011 to US\$ 31.6 million in 2012. Intra EAC flows of FDI to Uganda, Rwanda and Burundi declined.

Burundi

Intra EAC FDI flows to Burundi declined by 82.5 percent to US\$ 2.3 million in 2012 from US\$ 13.2 million in 2011. The decline was as a result of reduced flows from Tanzania and Kenya to Burundi by 88 percent and 100 percent respectively. The number of projects remained at the same level recorded in 2011, with Tanzania reporting 2 and Rwanda 1 project.

Kenya

In 2012, Tanzania and Uganda were the only EAC Partner States that were reported to have invested in Kenya. They collectively invested in two projects valued at US\$ 31.6 million that created 33 jobs.

Rwanda

In 2012, only 1.8 percent of Rwanda's foreign investments came from EAC (Kenya, Tanzania and Uganda). The number of investment projects from EAC to Rwanda decreased from 12 projects in 2011 to 5 projects in 2012 while the value declined by 85.2 percent to US\$ 5 million from US\$ 54.9 million. Kenya, Tanzania and Uganda had a share of 81.4 percent, 6.9 percent and 11.7 percent respectively compared to 32.0 percent, 65.5 percent and 0 percent.

Tanzania

Intra EAC FDI inflows to Tanzania doubled to US\$ 100.3 million in 2012 from US\$ 50.2 million in 2011. The increase was as a result of 63.6 percent increase in the FDI inflows from Kenya to Tanzania. Uganda, Rwanda and Burundi registered new projects in 2012, valued at US\$ 10.9 million, US\$ 3.7 million and US\$ 3.5 million respectively. by 88 percent and 100 percent respectively.

Uganda

The intra-EAC investment inflow to Uganda decreased by 22.9 percent from US\$ 94.8 million in 2011 to US\$ 73.1 million in 2012. Similarly, the number of projects registered by investors from EAC Partner States declined from 21 projects in 2011 to 16 projects in 2012 of which 14 projects valued at US\$ 71.8 million were registered by Kenyan investors.

Table 7.1: Foreign Direct Investment Flows in EAC region, 2008 - 2012 (US\$ million)

Partner State	Source	2008		2009		2010		2011		2012		Change, (2012 over)	
		No of Projects	Values	No of Projects	Values	No of Projects	Values	No of Projects	Values	No of Projects	Values	No of Projects	Values
Burundi	Tanzania	0	-					1.00	6.09	2.00	0.72	100.0	-88.2
	Uganda	0	-										
	Kenya	6	17.56					2.00	7.15			-100.0	-100.0
	Rwanda	0.0	0.0							1.0	1.6		
	Rest of World	15.0	312.0					1381.0	124.7	735.0	81.4	-46.8	-34.7
	Total	21.0	329.5					1384.0	137.9	738.0	83.7	-46.7	-39.3
Kenya	Tanzania	3.0	1.4					1.0	0.6	1.0	25.1	0.0	4086.7
	Uganda	2.0	0.6					0.0	0.0	1.0	6.4	0.0	0.0
	Rwanda	0.0	0.0					0.0	0.0	0.0	0.0	0.0	0.0
	Burundi	0.0	0.0							0.0	0.0	0.0	0.0
	Rest of World	27.0	4555.1					84.0	840.7	68.0	549.6	-19.0	-34.6
	Total	32.0	4557.1					85.0	841.3	70.0	581.2	-17.6	-30.9
Rwanda	Tanzania	0.0	0.0	3.0	20.6	3.0	15.5	4.0	36.0	1.0	0.6	-75.0	-98.4
	Uganda	0.0	0.0	0.0	0.0	1.0	11.6	0.0	0.0	1.0	1.0	0.0	0.0
	Kenya	6.0	17.6	8.0	9.8	6.0	14.3	7.0	17.5	3.0	6.6	-57.1	-62.4
	Burundi	0.0	0.0	0.0	0.0	0.0	0.0	1.0	1.4	0.0	0.0	-100.0	-100.0
	Rest of World	15.0	312.0	35.0	499.3	31.0	157.7	48.0	344.0	71.0	466.8	47.9	35.7
	Total	21.0	329.5	46.0	529.7	41.0	199.1	60.0	398.9	76.0	474.9	26.7	19.1
Tanzania	Kenya	72.0	366.3	35.0	49.5	27.0	67.2	29.0	50.2	23.0	82.2	-20.7	63.6
	Uganda	5.0	2.3	5.0	33.7	1.0	0.2	0.0	0.0	2.0	10.9	0.0	0.0
	Rwanda	3.0	1.0	2.0	0.5	1.0	1.6	0.0	0.0	1.0	3.7	0.0	0.0
	Burundi	1.0	0.5	0.0	0.0	4.0	4.6	0.0	0.0	1.0	3.5	0.0	0.0
	Rest of World	340.0	2859.0	530.0	2201.5	476.0	4992.5	797.0	7124.6	274.0	1889.4	-65.6	-73.5
	Total	421.0	3229.2	572.0	2285.2	509.0	5066.2	826.0	7174.8	301.0	1989.8	-63.6	-72.3
Uganda	Tanzania	1.0	9.0	1.0	7.2	5.0	9.6	1.0	0.9	2.0	1.3	100.0	43.4
	Kenya	27.0	133.5	15.0	194.5	14.0	62.8	18.0	84.1	14.0	71.8	-22.2	-14.6
	Rwanda	0.0	0.0	0.0	0.0	1.0	3.0	2.0	9.8	-	-	-	-
	Burundi	0.0	0.0	0.0	0.0	0.0	-	0.0	0.0	-	-	-	-
	Rest of World	186.0	1111.7	198.0	958.8	164.0	519.1	137.0	291.5	207.0	722.7	51.1	147.9
	Total	214.0	1254.2	214.0	1160.4	184.0	594.5	158.0	386.3	223.0	795.8	41.1	106.0

Source: Respective Investment Authorities of EAC Partner States

7.4 Employment Creation

In the EAC region, the number of jobs created by the licensed projects decreased by 5.6 per cent from 110,187 recorded in 2011 to 104,028 in 2012. The number of jobs created in Rwanda and Uganda increased three folds to 17,311 and 46,202 jobs, respectively compared to 5,553 jobs and 19,983 jobs, in 2011. Jobs created in Kenya, Tanzania and Burundi declined by 52.3 percent, 54.6 percent and 46.7 percent respectively.

Table 7.2: Number of Jobs Created through Foreign Investments, 2008-2012

Country	2008	2009	2010	2011	2012	% Change
						2012
Burundi	782	1,384	738	-46.7
Kenya	3,474	17,154	15,265	8,241	3,898	-52.7
Rwanda	3,436	10,734	12,529	5,553	17,311	211.7
Tanzania	52,942	56,615	43,640	79,101	35,879	-54.6
Uganda	35,374	71,451	25,149	15,908	46,202	190.4
Total EAC	95,226	155,954	97,365	110,187	104,028	-5.6

Source: Partner States Investment Promotion Agencies

7.5 Sectoral Distribution of Foreign Direct Investment

7.5.1 Burundi

In 2012 sectors which attracted most FDI projects were Manufacturing and Transport Communication and Storage sectors, with inflows valued at US\$ 16 million and US\$ 61 million respectively. Whereas the FDI inflows and jobs created in the manufacturing sector declined substantially, Transport Communication and Storage sectors recorded substantial growth in both FDI inflows and jobs created.

Table 7.3: Burundi's Sectoral Distribution of Foreign Investment 2011- 2012

Sector	2011			2012		
	No. projects	of Amount (US\$ m)	Employment	No. projects	of Amount (US\$ m)	Employment
Agriculture, fishing, forestry & hunting	3	15	105			
Construction	1	4	337	1	1	10
Manufacturing	6	83	626	10	16	327
Mining & Quarrying	1	1	10			
Finance, Insurance, Real estate & Business services						
Community, Social & Personal services				1	0	10
Wholesale, retail trade, Tourism	4	33	209	4	5	156
Transport, Communication & Storage	1	2	97	2	61	235
Utilities (water & energy)						
TOTAL	16	138	1,384	18	83.7	738

Source: Burundi Investment Promotion Agency (API)

7.5.2 Kenya

The leading sectors in attracting FDI inflows were finance, insurance, real estate and business services; wholesale, retail trade and tourism; mining and quarrying; manufacturing; construction with shares of 35.7 percent, 20.9, percent, 14.6 percent, 12.9 percent and 2.2 per cent of the total value of FDI, respectively, in 2012. This was contrary to 2011, where utilities (water and energy) sector was leading with a share of 35.1 per cent. The increase in investment in the finance, insurance, real estate and business services sector may be attributed to increased activities in this sector, whereas, the decline in FDI in the utilities (water and energy) sector could partly be attributed to reduced activities in the exploration of mineral fuels under the review period vis-à-vis the period of 2011.

Table 7.4: Kenya's Sectoral Distribution of Foreign Investment, 2011 - 2012

	2011			2012		
	No. of projects	Amount (US\$ m)	Employment	No. of projects	Amount (US\$ m)	Employment
Agriculture, fishing, forestry & hunting	8	5	541	1	1	65
Construction	2	29	618	1	13	40
Manufacturing	18	211	1,900	15	75	1925
Mining & Quarrying	1	14	25	5	85	545
Finance, Insurance, Real estate & Business services	23	217	1,341	17	208	354
Community, Social & Personal services	6	6	477	2	47	87
Wholesale, retail trade, Tourism	16	42	1,363	22	122	760
Transport, Communication & Storage	6	24	710	3	26	44
Utilities (water & energy)	5	295	1,266	4	6	78
TOTAL	85	841	8,241	70	582	3,898

Source: Kenya Investment Authority

7.5.3 Rwanda

In 2012, Wholesale, Retail Trade and Tourism sector was the leading sector in attracting FDI accounting for 28.8 percent followed by utilities sector at 16.8 percent of total FDI inflows. Community, Social and Personal Services was the least at 0.2 percent. In terms of number of projects, the Wholesale, Retail Trade and Tourism sector also leads with 327 followed by Utilities sector with 191 while the Finance and Transport sectors dominated in the number of jobs created with 7,236 and 4,034 respectively.

Table 7.5: Rwanda's Sectoral Distribution of Foreign Investment 2011 – 2012

Sector	2011			2012		
	No. of projects	of Amount (US\$ m)	Employment	No. of projects	of Amount (US\$ m)	Employment
Agriculture, fishing, forestry & hunting	17	136	2,701	35	139	1,469
Construction	9	19	594	26	156	759
Manufacturing	34	44	1,731	35	155	2,061
Mining & Quarrying	2	24	60	14	70	7,236
Finance, Insurance, Real estate & Business services	12	72	1,745	24	51	3,898
Community, Social & Personal services	10	10	266	3	2	75
Wholesale, retail trade, Tourism	46	125	1,591	40	327	2,037
Transport, Communication & Storage	6	110	188	4	44	4,034
Utilities (water & energy)	3	86	171	4	191	427
TOTAL	139	626	9,047	185	1,136	21,996

Source: Rwanda Development Board

7.5.4 Tanzania

In 2012, The leading sectors in attracting FDI inflows were manufacturing (29.9 percent); Finance, Insurance, Real Estate & Business Services (25.8 percent); Transport, Communication and Storage (14.2 percent); Wholesale, Retail and Tourism (14.1 percent); and Agriculture, Fishing, Forestry and Hunting sectors contributing 11.7 percent of the total value. Total jobs created declined by ** percent largely due to fewer jobs created in 2012 compared to 2011 in the manufacturing sector, Transport, communication and storage and wholesale, retail trade and Tourism sectors.

Table 7.6: Tanzania's Sectoral Distribution of Foreign Investment, 2011 – 2012

Sector	2011			2012		
	No. of projects	Amount (US\$ m)	Employment	No. of projects	Amount (US\$ m)	Employment
Agriculture, Fishing, Forestry and Hunting	55	672	9,281.0	22.0	233.2	7,885
Mining and Quarrying	1	54	191.0			
Manufacturing	206	707	19,779.0	102.0	593.86	13,484
Utilities (Water and Energy)	3	374.81	120.0	8.0	64	1,747
Construction	130	977	16,493.0			
Wholesale Retail Trade and Tourism	222	525.16	9,349.0	50.0	281.15	2,901
Transport, Communication and Storage	158	3495.75	19,772.0	57.0	282.34	5,810
Finance, Insurance, Real Estate & Business Services	22	117.15	1,877.0	54.0	517.01	3,837
Community, Social and Personal Services	29	253.36	2,239.0	8.0	18.18	215
Total	826	7,175	79,101.0	301.0	1989.75	35,879

Source: Tanzania Investment Centre

7.5.5 Uganda

In Uganda, the leading sectors in attracting FDI inflows was Transport, storage and communication sector valued at US\$ 295.6 million or 37.1 percent the total value of the registered FDIs in 2012, this was followed by the Manufacturing and Utilities sector, which attracted investments valued at US\$ 201.2 million or 25.1 percent of total value of FDI. Agriculture, Fishing Forestry & Hunting sector created the most number of jobs, amounting to 27, 419 or 59.3 percent of total jobs created, while the Manufacturing and the Finance, Insurance, Real Estate and Business Services sectors created 9,777 and 3,526 jobs respectively. Manufacturing sector registered 103 projects or 46.2 percent of the total projects, while the Finance, Insurance, Real Estate & Business Services and the Agriculture, Fishing, Forestry & Hunting sectors, registered 42 and 23 projects respectively.

Table 7.7: Uganda's Sectoral Distribution of Foreign Investment 2011-2012

Sector	2011			2012		
	No. projects	of Amount (US\$ m)	Employment	No. projects	of Amount (US\$ m)	Employment
Agriculture, fishing, forestry & hunting	18	79.0	2,783	23	128.0	27,419
Construction	8	20.6	1,366	9	5.7	481
Manufacturing	55	65.9	4,228	103	201.2	9,777
Mining & Quarrying	1	5.0	78	11	48.9	1,199
Finance, Insurance, Real estate & Business services	52	126.0	5,897	42	82.5	3,526
Community, Social & Personal services	2	1.1	29	10	15.4	1,148
Wholesale, retail trade, Tourism	11	11.2	508	9	4.6	412
Transport, Communication & Storage	7	6.8	452	8	295.6	1,764
Utilities (water & energy)	4	70.7	567	8	14.1	476
TOTAL	158	386.3	15,908	223	795.8	46,202

Source: Uganda Investment Authority

7.6 Individual Countries' Sources of Investment

7.6.1 Burundi

In 2012, major sources of FDI inflows to Burundi were Nepal, USA, Netherlands and United Kingdom accounting for 50.1 percent, 24.1 percent, 7.1 percent and 5.1 percent, respectively. This was contrary to 2011, where Belgium recorded the highest FDI inflows at 38.3 percent, followed by Netherlands and UK at 13.6 percent and 12.3 percent. In-terms of jobs created, Nepal, Oman and Rwanda recorded the highest levels at 229, 106 and 109 jobs respectively.

Table 7.8: Burundi's Major Sources of Investment 2011 – 2012

Country	2011			Country	2012		
	No. of projects	Employment	Value (US\$ million)		No. of projects	Employment	Value (US\$ million)
Belgium	2	53	837	China	1	0	10
Canada	1	3	10	French	2	1	20
Kenya	2	9	22	Germany	1	1	35
Mozambique	1	1	45	India	2	2	30
Netherlands	1	19	20	Italia	1	3	20
South Africa	1	1	10	Nepal	2	42	229
Tanzania	1	8	50	Netherlands	1	6	20
UK	4	17	212	Oman	1	0	106
USA	1	14	51	Rwanda	1	2	109
Zimbabwe	1	2	97	Tanzania	2	1	72
Other	1	12	30	UK -India	2	4	42
				USA	2	20	45
Total	16	138	1,384	Total	18	84	738

Source: Burundi Investment Promotion Agency (API)

7.6.2 Kenya

In 2012, the top ten countries accounted for 75.1 per cent of the total FDI to Kenya. Germany, China and United Kingdom were the major sources of Kenya's foreign direct investment valued at US\$ 198.2 million, US\$ 110.4 million and US\$ 52.9 million respectively in 2012. On jobs created, investments from China created 971 jobs, while those from United Kingdom and South Africa created 741 and 604 jobs respectively in the year under review.

Table 7.9: Kenya's Major Sources of FDI, 2011 - 2012

Country	2011			Country	2012		
	No. of projects	Employment	Value (US\$ million)		No. of projects	Employment	Value (US\$ million)
Belgium	2	247	172	Germany	2	71	198
China	14	1,122	67	China	9	971	110
Yemen	2	678	57	United Kingdom	8	741	53
United States	9	1,485	29	Tanzania	1	30	26
South Africa	3	1,260	18	Canada	2	38	15
Canada	1	25	14	South Africa	5	604	14
United Kingdom	13	843	13	United States	4	322	7
Netherlands	5	112	5	Uganda	1	3	7
India	7	357	4	Australia	1	16	5
South Korea	3	61	3	Italy	3	73	2
Subtotal	59	6,190	381	Subtotal	36	2,869	437
Rest Of the	26	2,051	460	Rest Of the	34	1,029	145
Total	85	8,241	841	Total	70	3,898	582

Source: Kenya Investment Authority

7.6.3 Rwanda

In 2012, Rwanda's four major sources of foreign investments are China, India, Singapore and Israel while in 2011; the leading sources of foreign investments were India, Denmark, UK and Tanzania. In terms of employment, projects from Mauritius and India provided most employment in 2012.

Table 7.10: Rwanda's Major Sources of Investment 2011 - 2012

Country	2011			Country	2012		
	Number of	Employment	Value (US\$ million)		Number of Projects	Employment	Value (US\$)
India	9	390	127	China	8	506	111
Danmark	1	125	73	India	12	1,032	47
UK	3	709	60	Singapore	5	101	38
Tanzania	4	323	36	Israel	1	400	25
Mauritius	3	765	20	USA	8	124	14
Kenya	7	1,486	18	Kenya	3	187	7
South Africa	1	219	9	Netherlands	1	5	5
China	7	466	8	Canada	2	392	5
Turkey	1	80	6	Mauritius	2	3,035	1
Switzerland	1	66	5	Turkey	2	67	1
Subtotal	37	4,629	361	Subtotal	44	5,849	257
Other countries	102	4,418	265	Other countries	141	16,147	880
Total	139	9,047	626	Total	185	21,996	1,136

Source: Rwanda Development Board (2012)

7.6.4 Tanzania

In 2012, major sources of investment inflow to Tanzania were from India, China, United Kingdom and United Arab Emirates. In total US\$ 1,990 million were invested in 2012 as compared to US\$ 7,175.10 million invested in 2011. The major sectors that attracted much of investment inflows to Tanzania were Manufacturing, Finance, Insurance, Real Estate and Business Services.

Table 7.11: Tanzania's Major Sources of Investment 2011 - 2012

Country	2011			Country	2012		
	Number of	Employment	Value (US\$ million)		Number of Projects	Employment	Value (US\$)
Netherlands	18	2,084	1,083.2	Indian	32	7,276	280
China	49	3,146	282.2	Chinese	61	3,706	271
UK	79	8,673	259.0	United Arab Emirates	6	1,353	203
India	51	9,434	196.4	British Virgin Islands	2	1,044	176
Turkey	11	619	122.1	Cayman	1	-	173
USA	12	1,717	112.0	UK	37	3,634	234
S.A.	15	1,329	67.2	USA	19	2,580	97
Mauritius	8	594	60.3	Netherlands	11	1,524	83
Kenya	29	2,004	50.2	Kenya	23	1,558	82
Canada	23	1,448	39.6	Armenia	1	450	57
Subtotal	295	31,048	2,272.2	Subtotal	193	23,125	1,657
Rest of the World	531	48,053	4,903	Other Countries	108	12,754	333
Total	826	79,101	7,175	Total	301	35,879	1,990

Source: Tanzania Investment Centre

7.6.5 Uganda

In Uganda, the top ten countries accounted for 93.5 percent of the total foreign investment portfolio in 2012. Netherlands, United Kingdom and India were the major sources of Uganda's foreign investment valued at US\$ 209.8 million, US\$ 157.9 million and US\$ 92.4 million respectively. Investments from India created 6,035 jobs, while those from China and United Kingdom created 4,955 and 2,768 jobs respectively.

Table 7.12: Uganda's Major Sources of Investment 2011 - 2012

Country	2011			Country	2012		
	Number of	Employment	Value (US\$ million)		Number of Projects	Employment	Value (US\$)
India	18	4,404	84.1	Netherlands	8	1,468	210
Kenya	3	873	68.5	United Kingdom	16	2,768	158
Norway	37	3,092	52.8	India	72	6,035	92
China	27	2,052	42.0	China	45	4,955	86
United Kingdom	3	243	21.7	Kenya	14	2,260	72
Iran	3	267	16.7	Sweden	2	222	52
Sri Lanka	15	502	13.2	Italy	1	800	30
Egypt	5	129	12.3	Sri Lanka	1	305	18
Mauritius	2	544	9.9	South Africa	5	169	17
South Africa	2	119	9.8	Sudan	2	209	9
Subtotal	115	12,225	331.0	Subtotal	166	19,191	744
Other Countries	43	3,683	55.3	Other Countries	57	27,011	52
Total	158	15,908	386.3	Total	223	46,202	796

Source: Uganda Investment Authority

7.7 Challenges to Investment Promotion

FDI flows to EAC region have been resilient against the backdrop of global financial and economic crises. The positive trend in inflows mirrors other key macroeconomic indicators such as GDP and international trade.

Despite growth in FDI flows to the EAC region, jobs created in such ventures are still relatively low due to low volumes of inflows. In addition, sectoral distribution of investment flows is skewed mostly to the capital intensive industries. The main challenge remains that of attracting and facilitating foreign investments into long term productive ventures that will lead to job creation and stimulate economic development. EAC Partner States need to promote investment flows in sectors that have direct linkages on employment creation, economic growth and development.

From the analysis, 94 percent of FDI flows to EAC Partner States are mostly from developed economies and other emerging markets such as China and India. Significant risk to this scenario remains that of uncertainty surrounding the global financial system and possible deterioration of investor confidence that may affect investment flows. It is important for EAC investment agencies to focus on promoting intra EAC FDI flows. This may need collaboration among key stakeholders both in the Government and the private sector.

As Partner States gear towards deeper and wider integration, the key challenge remains that of attracting investment in infrastructure and energy related projects. It is important for Partner States to create synergies between trade and investments policies in the region. In addition, EAC Investment agencies should identify information and data gaps on investment projects in the EAC region. This will cushion against inconsistency and duplication of efforts.



TEX

CS

CS

CS

CS

CS

CS

CS

CS

TEX

TEX

CS

CS

TEX

TEX

CS

TEX

TEX

TEX

TEX

TGHI 729138 0
45G1

MAX. WT. 47200 LBS
TARE WT. 3300 LBS
PAYLOAD 43900 LBS
CU. CAP. 1111 CBM

TGHI 764254 5
45G1

MAX. WT. 47200 LBS
TARE WT. 3300 LBS
PAYLOAD 43900 LBS
CU. CAP. 1111 CBM

TGHI 765062 3
45G1

MAX. WT. 47200 LBS
TARE WT. 3300 LBS
PAYLOAD 43900 LBS
CU. CAP. 1111 CBM

TGHI 720000 3
45G1

MAX. WT. 47200 LBS
TARE WT. 3300 LBS
PAYLOAD 43900 LBS
CU. CAP. 1111 CBM

CS

TEX

TEX

CS

TEX

TEX

TEX

CS

TEX

TEX

TEX

CS

TEX

TEX

TEX

CS

CHAPTER 8

CONCLUSIONS



The rebound of EAC Partner States from the global financial and economic crises has been faster and stronger. GDP growth accelerated and remained robust against the backdrop of a sluggish global economy, averaging at 5.4 percent in 2012, higher than 4.9 percent average growth for SSA. Inflation in the region slowed in 2012, as food and fuel price inflation eased following the 2011 surge; the containment of inflation in the EAC region was marked as EAC Partner States used coordinated approach of monetary policy tightening to reverse the 2011 price spikes.

World trade reflected the weak momentum in global activity. The volume of exports and imports of advanced economies slowed to their pre crises levels. The trend was also reflected in the emerging markets and developing economies, including China, India and SSA economies. Consequently, exports volume growth in SSA slowed to an average of 3.5 in 2012 from 4.2 in 2011, while import volume growth halved to 4.5 percent from 10.7 percent over the same period.

In contrast, EAC total trade with the rest of the world increased to US\$ 52,836.0 million, being 9.6 percent higher compared to US\$ 48,226.5 million recorded in 2011. This was driven by increased levels of both imports and exports. However, the share of total trade with the rest of the world to total EAC trade declined marginally to 89.3 percent compared to 90.3 percent in 2011.

The value of Intra EAC trade grew by 21.9 percent to US\$ 5,471 largely attributed to increase in both imports and exports that went up by 20.6 percent and 22.9 percent, respectively. Inter and Intra-EAC imported commodities mainly include mineral fuels, manufactured goods and machinery and capital equipment. Exports growth was largely driven by improved agricultural produces especially the main traditional commodities of tea, coffee and horticulture. The main challenge however, was the over reliance on commodity exports given fluctuations in the international market. In addition, weak external demand posed real threat to commodity exports given that EAC partner states remained highly dependent on developed countries as their export market.

Investment flows to EAC region was on an upward trend, largely attributed to the improved political, economic and social environment and the opportunities brought about by implementation of Customs Union and the Common Market. The rising trend in FDI flows to the region was largely attributed to the recent discoveries and exploration of gas reserves in Tanzania and oil fields in Uganda and Kenya. In addition the region's good economic performance over the recent past underpins the rise in investment in key sectors such as manufacturing, services, finance, agri-business among others.

Despite the positive trends in FDI flows, the intra EAC FDI flows as a share of total FDI flows has remained low. In addition, FDI flows have concentrated on few industries such as mining and manufacturing industries. FDI inflows to the agricultural sector and the services industries such as financial services and trade are still low; explaining the low employment trends on FDI financed projects.

APPENDICES



Table 1: Individual EAC Country's Total Trade with the Rest of the World, 2008-2012 (US\$ million)

Partner State	Country/Region	2008	2009	2010	2011	2012	% change				
							2008	2009	2010	2011	2012
Uganda	Kenya	675.96	676.63	701.83	871.16	844.26	10.11	0.10	3.72	24.13	-3.09
	Tanzania	86.01	74.56	94.14	80.18	103.99	40.09	-13.31	26.26	-14.83	29.70
	Rwanda	139.77	138.37	156.73	201.38	231.46	60.48	-1.01	13.28	28.48	14.94
	Burundi	46.29	56.19	52.42	43.64	47.50	6.40	21.37	-6.70	-16.75	8.86
	Rest of Africa	821.15	714.90	770.86	965.37	1,182.67	38.85	-12.94	7.83	25.23	22.51
	EU	1,340.31	1,097.72	1,093.18	1,189.38	1,065.76	28.61	-18.10	-0.41	8.80	-10.39
	UAE	643.64	502.33	511.93	516.62	627.23	9.04	-21.96	1.91	0.92	21.41
	China	378.57	396.33	436.65	549.20	713.29	31.14	4.69	10.17	25.78	29.88
	USA	133.06	128.89	126.97	204.50	120.33	10.39	-3.13	-1.49	61.06	-41.16
	Japan	276.96	276.68	307.90	327.22	329.39	17.74	-0.10	11.28	6.28	0.66
	India	489.22	540.74	698.32	947.30	1,280.56	41.53	10.53	29.14	35.66	35.18
	Rest of the World	1,219.20	1,221.89	1,332.02	1,894.00	1,855.35	50.10	0.22	9.01	42.19	-2.04
Total Trade	6,250.16	5,825.21	6,282.94	7,789.95	8,401.94	29.35	-6.80	7.86	23.99	7.86	
Tanzania	Kenya	408.2	304.46	276.00	561.21	913.93	79.83	-25.41	-9.35	103.34	62.85
	Uganda	17.1	12.13	17.88	89.06	211.51	-67.43	-29.09	47.35	398.10	137.49
	Rwanda	0.1	0.02	1.41	96.74	107.96	-99.72	-61.58	7202.67	6760.99	11.60
	Burundi	0.4	0.31	0.60	40.63	58.50	-99.40	-27.45	92.77	6671.67	43.97
	Rest of Africa	1,069.5	810.73	952.07	2,826.12	2,722.71	46.60	-24.20	17.43	196.84	-3.66
	EU	1,324.2	1,240.99	1,156.00	2,141.69	2,212.81	-9.65	-6.29	-6.85	85.27	3.32
	UAE	823.4	631.57	672.00	1,321.25	1,121.67	-6.45	-23.29	6.40	96.61	-15.11
	China	648.9	692.07	882.50	1,733.69	1,687.91	13.32	6.66	27.52	96.45	-2.64
	USA	211.4	138.82	156.97	351.95	308.43	-15.61	-34.32	13.07	124.21	-12.37
	Japan	252.1	422.15	556.11	850.01	817.23	-22.90	67.45	31.73	52.85	-3.86
	India	712.1	772.87	772.87	1,775.14	1,361.27	20.34	8.53	0.00	129.68	-23.31
	Rest of the World	1,440.4	1,505.11	2,576.84	4,123.41	5,739.03	-49.86	4.49	71.21	60.02	39.18
	Total Trade	6,907.80	6,531.22	8,021.25	15,910.90	17,262.96	-14.28	-5.45	22.81	98.36	8.50
	Kenya	Uganda	688.41	655.02	774.12	971.63	977.12	17.16	-4.85	18.18	25.51
Tanzania		529.19	489.93	553.59	646.47	713.46	22.82	-7.42	12.99	16.78	10.36
Rwanda		130.38	126.39	138.40	157.37	200.37	49.02	-3.06	9.50	13.71	27.33
Burundi		51.53	60.63	70.72	71.75	66.33	34.62	17.66	16.63	1.47	-7.55
Rest of Africa		2,206.57	2,125.04	2,296.43	2,643.82	2,450.24	24.73	-3.70	8.07	15.13	-7.32
EU		3,255.52	3,065.02	3,337.49	3,483.49	3,693.18	12.64	-5.85	8.89	4.37	6.02
UAE		1,766.73	1,298.32	1,702.64	2,465.33	2,107.01	21.25	-26.51	31.14	44.79	-14.53
China		962.36	995.62	1,556.06	1,662.18	2,037.41	37.37	3.46	56.29	6.82	22.57
USA		700.55	872.37	780.46	791.79	1,090.43	-26.03	24.53	-10.54	1.45	37.72
Japan		683.75	660.39	761.84	663.30	774.30	8.44	-3.42	15.36	-12.93	16.73
India		1,408.60	1,142.60	1,410.13	1,778.69	2,393.54	51.26	-18.88	23.41	26.14	34.57
Rest of World		3,743.45	3,156.85	3,742.79	5,082.35	5,836.56	44.03	-15.67	18.56	35.79	14.84
Total Trade		16,127.05	14,648.18	17,124.66	20,418.18	22,339.96	23.40	-9.17	16.91	19.23	9.41
Rwanda		Burundi	9.08	9.70	5.44	12.14	24.56	-1.43	6.77	-43.93	123.22
	Kenya	160.27	235.79	162.29	182.25	230.77	33.51	47.12	-31.17	12.30	26.62
	Tanzania	26.39	55.78	67.59	75.45	242.67	64.04	111.40	21.17	11.63	221.64
	Uganda	150.96	157.41	159.66	196.38	303.29	48.45	4.27	1.43	23.00	54.44
	Rest of Africa	114.76	137.52	99.10	221.26	230.22	23.30	19.84	-27.93	123.26	4.05
	EU	307.01	318.56	251.94	351.03	293.16	60.30	3.76	-20.91	39.33	-16.49
	United Arab Emirates	86.31	74.09	61.83	71.16	120.56	63.73	-14.16	-16.55	15.10	69.42
	China	104.53	88.09	130.85	176.42	219.59	106.72	-15.73	48.55	34.83	24.47
	USA	40.38	40.09	49.74	64.32	47.95	5.49	-0.71	24.07	29.30	-25.44
	Japan	39.33	35.03	66.46	55.68	56.46	50.72	-10.93	89.73	-16.22	1.40
	India	52.67	44.95	67.07	90.03	137.81	67.43	-14.65	49.21	34.22	53.08
	Rest of the World	146.79	152.56	228.53	281.95	255.79	10.41	3.93	49.80	23.37	-9.28
	Total Trade	1238.48	1349.57	1350.51	1778.06	2162.84	43.40	8.97	0.07	31.66	21.64
	Burundi	Kenya	38.4	41.7	36.6	62.0	49.6	-0.26	8.73	-12.20	69.21
Uganda		37.3	40.2	27.6	59.3	52.6	-9.25	7.81	-31.28	114.67	-11.25
Tanzania		18.9	19.4	24.7	53.5	56.7	84.13	2.64	27.05	117.03	5.96
Rwanda		7.4	5.8	4.4	11.9	34.1	71.00	-21.17	-24.44	170.62	187.29
Rest of Africa		57.9	50.5	44.3	102.0	109.8	56.92	-12.74	-12.21	130.00	7.61
EU		15.5	16.6	22.1	27.9	325.6	96.94	7.37	32.94	26.30	1068.77
UAE		36.6	50.8	12.4	78.4	133.4	-26.69	38.63	-75.51	530.04	70.21
China		2.1	0.4	0.2	1.3	78.0	48.54	-80.70	-40.30	431.28	6032.85
USA		1.0	0.8	0.2	0.8	34.7	-1.67	-17.87	-69.45	215.13	4333.47
Japan		0.1	0.1	0.0	0.1	20.3	-89.20	54.46	-89.46	1078.71	18225.35
India		0.4	1.3	1.9	1.4	63.0	135.75	233.99	38.64	-24.17	4356.71
Rest of the world		316.7	334.1	400.4	674.4	261.7	21.86	5.51	19.84	68.44	-61.19
Total Trade		532.11	561.79	574.91	1072.90	1219.58	17.77	5.58	2.33	86.62	13.67

Source: National Statistical Offices and Revenue Authorities of Partner States

Table 2: Total EAC Trade by Country and Regional Blocs, 2008-2012 (US \$ Million)

Partner State	Country/Region	2008	2009	2010	2011	2012	% change				
							2008	2009	2010	2011	2012
Uganda	Burundi	46.29	56.19	52.42	43.64	47.50	6.40	21.37	-6.70	-16.75	8.86
	Kenya	675.96	676.63	701.83	871.16	844.26	10.11	0.10	3.72	24.13	-3.09
	Rwanda	139.77	138.37	156.73	201.38	231.46	60.48	-1.01	13.28	28.48	14.94
	Tanzania	86.01	74.56	94.14	80.18	103.99	40.09	-13.31	26.26	-14.83	29.70
	Total EAC	948.04	945.75	1,005.13	1,196.36	1,227.21	17.64	-0.24	6.28	19.03	2.58
	COMESA	457.33	423.43	489.93	627.46	898.07	167.51	-7.41	15.71	28.07	43.13
	ECOWAS	12.80	6.23	9.88	16.07	11.73	548.21	-51.35	58.67	62.64	-26.97
	SADC	361.18	467.12	492.71	519.07	627.26	2.63	29.33	5.48	5.35	20.84
	Rest Of Africa	27.89	11.64	5.45	39.76	42.68	-42.70	-58.27	-53.19	629.90	7.35
	EU	1,340.31	1,097.72	1,093.18	1,189.38	1,065.91	28.61	-18.10	-0.41	8.80	-10.38
	o/w United Kingdom	256.03	192.74	171.34	192.00	185.15	49.57	-24.72	-11.10	12.06	-3.57
	USA	133.06	128.89	126.97	204.50	120.33	10.39	-3.13	-1.49	61.06	-41.16
	Rest of the World	3,007.60	3,066.85	3,286.80	4,234.35	4,805.82	32.37	1.97	7.17	28.83	13.50
Tanzania	Kenya	408.19	304.5	276.0	561.21	913.93	79.83	-25.41	-9.35	103.34	62.85
	Uganda	17.11	12.1	17.9	89.06	211.51	-67.43	-29.09	47.35	398.10	137.49
	Rwanda	0.05	0.0	1.4	96.74	107.96	-99.72	-61.58	7202.67	6760.99	11.60
	Burundi	0.43	0.3	0.6	40.63	58.50	-99.40	-27.45	92.77	6671.67	43.97
	Total EAC	425.31	316.9	295.9	787.64	1,291.90	15.53	-25.48	-6.64	166.19	64.02
	COMESA	172.23	105.5	132.6	520.88	568.09	-43.07	-38.75	25.71	292.82	9.06
	ECOWAS	13.64	3.5	4.8	25.39	9.88	24.30	-74.57	38.38	428.96	-61.09
	SADC	969.20	764.5	793.6	1,972.59	2,605.91	-4.43	-21.12	3.80	148.57	32.11
	Rest of Africa	36.33	11.1	21.1	206.15	42.59	124.91	-69.40	89.67	877.48	-79.34
	EU	1,324.25	1,240.99	1,156.00	2,141.69	2,212.81	-9.65	-6.29	-6.85	85.27	3.32
	o/w United Kingdom	176.06	183.4	207.9	321.60	415.50	-13.33	4.19	13.33	54.70	29.20
	USA	211.36	138.8	157.0	351.95	308.43	-15.61	-34.32	13.07	124.21	-12.37
	Rest of the World	3,876.88	4,023.76	5,252.43	4,123.42	5,739.03	-19.89	3.79	30.54	-21.50	39.18
Kenya	Burundi	51.53	60.63	70.72	71.75	66.33	34.62	17.66	16.63	1.47	-7.55
	Rwanda	130.38	126.39	138.40	157.37	200.37	49.02	-3.06	9.50	13.71	27.33
	Tanzania	529.19	489.93	553.59	646.47	713.46	22.82	-7.42	12.99	16.78	10.36
	Uganda	688.41	655.02	774.12	971.63	977.12	17.16	-4.85	18.18	25.51	0.57
	Total EAC	1,399.51	1,331.97	1,536.82	1,847.23	1,957.29	22.31	-4.83	15.38	20.20	5.96
	COMESA	1,153.44	941.84	1,249.77	1,470.43	1,353.39	15.09	-18.35	32.70	17.66	-7.96
	ECOWAS	98.08	43.97	36.56	37.91	58.94	112.38	-55.16	-16.86	3.70	55.46
	SADC	1,207.28	1,397.77	1,283.91	1,521.00	1,356.66	22.99	15.78	-8.15	18.47	-10.80
	Rest Of Africa	200.33	157.48	194.71	277.81	247.08	46.57	-21.39	23.64	42.68	-11.06
	EU	3,255.52	3,068.87	3,337.49	3,483.49	3,693.18	12.64	-5.73	8.75	4.37	6.02
	o/w United Kingdom	954.96	974.55	983.60	1,016.43	997.26	10.43	2.05	0.93	3.34	-1.89
	USA	700.55	872.37	780.46	791.79	1,090.43	-26.03	24.53	-10.54	1.45	37.72
	Rest of the World	8,564.90	7,249.90	9,173.46	11,651.85	13,148.82	35.55	-15.35	26.53	27.02	12.85
Rwanda	Burundi	9.08	9.70	5.44	12.14	24.56	-1.40	6.74	-43.93	123.22	102.40
	Kenya	160.27	235.79	162.29	182.25	230.77	33.51	47.12	-31.17	12.30	26.62
	Tanzania	26.39	55.78	67.59	75.45	242.67	64.04	111.40	21.17	11.63	221.64
	Uganda	150.96	157.41	159.66	196.38	303.29	48.45	4.27	1.43	23.00	54.44
	Total EAC	337.62	458.68	394.97	466.21	801.29	41.97	35.86	-13.89	18.04	71.87
	COMESA	92.29	94.92	58.50	128.93	169.21	68.37	2.85	-38.37	120.38	31.24
	ECOWAS	2.04	2.80	2.03	3.15	1.70	339.24	37.13	-27.69	55.23	-46.07
	SADC	57.91	50.34	67.39	135.09	165.35	3.45	-13.07	33.86	100.46	22.40
	Rest of Africa	0.13	5.60	2.98	39.03	17.81	-84.64	4065.36	-46.83	1210.73	-54.38
	EU	307.01	318.56	251.94	351.03	293.16	60.30	3.76	-20.91	39.33	-16.49
	o/w United Kingdom	39.93	29.77	27.63	37.67	25.91	-13.77	-25.45	-7.19	36.34	-31.23
	USA	40.38	40.09	49.74	64.32	47.95	5.49	-0.71	24.07	29.30	-25.44
	Rest of the World	286.23	378.01	582.37	675.24	790.22	18.02	32.07	54.06	15.95	17.03
Burundi	Kenya	38.38	41.73	36.64	62.00	49.56	-0.26	8.73	-12.20	69.21	-20.06
	Uganda	37.27	40.18	27.61	59.27	52.60	-9.25	7.81	-31.28	114.67	-11.25
	Tanzania	18.91	19.41	24.66	53.52	56.71	84.13	2.64	27.05	117.03	5.96
	Rwanda	7.37	5.81	4.39	11.88	34.13	71.00	-21.17	-24.44	170.62	187.29
	Total EAC	101.93	107.13	93.30	186.67	193.00	8.29	5.10	-12.91	100.08	3.39
	COMESA	18.43	28.66	49.34	53.75	57.39	26.85	55.50	72.12	8.94	6.77
	ECOWAS	0.43	0.36	0.16	0.77	1.28	24.73	-17.34	-54.91	379.70	66.46
	SADC	13.07	9.53	8.76	25.31	48.30	5.81	-27.10	-8.07	188.95	90.82
	Rest of Africa	1.99	0.20	1.06	1.04	2.78	-6.26	-89.79	419.86	-1.48	167.19
	EU	137.94	115.56	138.62	227.72	325.62	30.87	-16.22	19.95	64.28	42.99
	o/w United Kingdom	4.75	4.58	20.92	34.94	18.51	-56.17	-3.54	356.36	67.05	-47.03
	USA	2.9	9.34	6.10	32.71	34.72	-30.46	224.59	-34.73	436.52	6.13
	Rest of the world	255.4	291.01	277.58	544.92	556.49	16.75	13.92	-4.62	96.31	2.12

Source: National Statistical Offices and Revenue Authorities of Partner States

Notes:

- (1) COMESA excludes Kenya, Uganda, Burundi and Rwanda
- (2) SADC excludes Tanzania
- (3) COMESA and SADC have overlapping membership

Table 3: Imports by Country /Region of Origin, 2008-2012 (US \$ Million)

Partner State	Country/Region	2008	2009	2010	2011	2012	% change				
							2008	2009	2010	2011	2012
Uganda	Burundi	2.88	0.43	1.09	2.19	1.42	265.84	-85.19	154.79	101.19	-35.00
	Kenya	511.33	502.66	511.53	644.57	590.19	3.16	-1.70	1.76	26.01	-8.44
	Rwanda	0.91	3.07	7.39	7.88	5.36	-75.99	237.83	140.61	6.64	-31.98
	Tanzania	55.48	40.80	56.53	37.97	49.97	80.14	-26.47	38.56	-32.83	31.60
	Total EAC	570.61	546.95	576.53	692.61	646.95	7.45	-4.14	5.41	20.13	-6.59
	COMESA	81.69	75.37	89.82	92.02	112.93	135.09	-7.73	19.17	2.45	22.72
	ECOWAS	11.62	4.55	7.76	14.82	9.76	587.02	-60.86	70.51	91.08	-34.15
	SADC	343.56	282.28	291.32	364.51	363.93	43.22	-17.84	3.20	25.12	-0.16
	Rest Of Africa	2.12	1.55	0.82	22.43	24.35	-28.20	-26.64	-47.14	2632.51	8.55
	EU	877.99	752.76	727.49	713.45	653.55	22.34	-14.26	-3.36	-1.93	-8.39
	o/w United Kingdom	137.64	140.32	134.47	131.16	127.13	16.75	1.94	-4.17	-2.46	-3.07
	USA	117.36	91.72	105.53	169.54	96.49	16.27	-21.85	15.05	60.66	-43.09
	UAE	515.53	416.55	391.04	373.31	450.83	25.02	-19.20	-6.12	-4.53	20.77
	India	470.49	521.08	684.41	928.08	1,266.18	37.81	10.75	31.34	35.60	36.43
	China	365.78	379.21	414.66	522.49	684.23	33.37	3.67	9.35	26.01	30.95
Japan	268.73	269.97	305.53	323.34	323.70	16.88	0.46	13.17	5.83	0.11	
Rest of world	938.43	950.53	1,109.28	1,506.45	1,461.17	52.38	1.29	16.70	35.80	-3.01	
Tanzania	Kenya	408.19	304.46	276.00	339.34	564.24	294.11	-25.41	-9.35	22.95	66.28
	Uganda	17.11	12.13	17.88	36.43	108.35	164.18	-29.09	47.35	103.75	197.42
	ECOWAS	0.05	0.02	1.41	1.58	2.12	241.14	-61.58	7202.67	12.06	34.18
	Burundi	0.43	0.31	0.60	0.78	3.89	1973.96	-27.45	92.77	30.00	398.59
	Total EAC	425.79	316.92	295.89	378.13	678.60	286.77	-25.57	-6.64	27.79	79.46
	COMESA	172.23	105.48	132.60	201.09	155.26	38.35	-38.75	25.71	51.65	-22.79
	ECOWAS	13.64	3.47	4.80	15.63	5.18	328.41	-74.57	38.38	225.63	-66.86
	SADC	969.20	764.52	793.58	1,176.05	1,110.77	49.93	-21.12	3.80	48.20	-5.55
	Rest Of Africa	36.33	11.12	21.09	67.17	7.52	2021.96	-69.40	89.67	218.49	-88.80
	EU	1,324.25	1,240.99	1,156.00	1,569.61	1,448.95	26.58	-6.29	-6.85	35.78	-7.69
	o/w United Kingdom	176.06	183.45	207.89	291.32	368.12	1.42	4.19	13.33	40.13	26.36
	USA	211.36	138.82	156.97	302.13	239.08	12.46	-34.32	13.07	92.48	-20.87
	UAE	823.37	631.57	672.00	1,243.28	1,025.69	5.22	-23.29	6.40	85.01	-17.50
	India	712.10	772.87	895.01	1,564.97	880.63	38.89	8.53	15.80	74.86	-43.73
	China	648.87	692.07	882.50	1,056.32	1,162.89	56.01	6.66	27.52	19.70	10.09
Japan	252.10	422.15	556.11	493.21	518.33	-4.06	67.45	31.73	-11.31	5.09	
Rest of world	1,440.44	1,505.11	2,246.81	2,976.48	4,485.11	-23.03	4.49	49.28	32.48	50.69	
Kenya	Uganda	75.48	57.22	116.45	116.40	180.88	-15.02	-24.19	103.50	-0.05	55.40
	Tanzania	105.55	100.96	133.14	176.45	170.01	6.42	-4.35	31.87	32.53	-3.65
	Rwanda	0.37	3.10	5.43	4.75	9.71	-72.21	747.72	74.91	-12.42	104.17
	Burundi	1.13	1.20	1.83	5.28	3.66	-50.21	6.02	52.63	188.76	-30.59
	TOTAL EAC	182.53	162.49	256.84	302.88	364.26	-3.71	-12.62	57.78	17.33	19.82
	COMESA	332.64	261.25	391.83	496.17	535.79	1.22	-21.46	49.99	26.63	7.99
	ECOWAS	38.50	6.40	3.44	6.59	9.90	515.58	-83.37	-46.33	91.82	50.09
	SADC	831.95	1,052.55	927.35	1,096.08	908.62	54.58	26.52	-11.89	18.19	-17.10
	Rest of Africa	7.71	3.53	22.83	82.90	9.07	277.64	-54.25	546.99	263.17	-89.06
	EU	1,961.29	1,887.74	2,101.62	2,178.85	2,409.77	42.83	-3.75	11.33	3.68	10.60
	o/w United Kingdom	405.96	476.86	476.10	485.98	517.63	-7.12	17.47	-0.16	2.08	6.51
	USA	402.39	647.13	496.21	501.59	778.73	-39.17	60.82	-23.32	1.09	55.25
	UAE	1,657.14	1,159.78	1,464.65	2,241.06	1,769.30	24.70	-30.01	26.29	53.01	-21.05
	India	1,310.69	1,076.18	1,303.13	1,672.84	2,304.67	55.20	-17.89	21.09	28.37	37.77
	China	933.02	963.47	1,524.36	1,619.36	1,973.85	37.47	3.26	58.22	6.23	21.89
Japan	649.90	631.58	735.45	637.24	745.30	6.34	-2.82	16.45	-13.35	16.96	
Rest of World	2,977.93	2,469.53	2,882.07	4,092.27	4,583.80	50.13	-17.07	16.71	41.99	12.01	

Table 3: Imports by Country /Region of Origin, 2008-2012 (US \$ Million)

Partner State	Country/Region	2008	2009	2010	2011	2012	% change				
							2008	2009	2010	2011	2012
Rwanda	Burundi	3.56	4.31	1.53	3.62	10.93	73.39	21.01	-64.58	136.85	202.27
	Kenya	128.96	152.69	123.49	118.40	135.21	50.53	18.41	-19.13	-4.12	14.20
	Tanzania	25.55	54.62	65.50	73.90	76.95	62.76	113.77	19.92	12.83	4.13
	Uganda	145.26	151.83	154.04	189.14	234.73	47.44	4.53	1.45	22.78	24.11
	Total EAC	303.33	363.46	344.55	385.06	457.83	50.21	19.82	-5.20	11.76	18.90
	COMESA	59.74	30.49	37.58	56.93	40.36	92.56	-48.96	23.24	51.47	-29.11
	ECOWAS	1.96	2.09	1.47	1.23	1.33	547.17	6.77	-29.69	-16.80	8.58
	SADC	15.47	41.17	44.61	72.69	55.34	-56.38	166.10	8.35	62.95	-23.87
	Rest of Africa	0.13	5.46	2.71	38.68	17.39	-78.50	3960.46	-50.33	1326.48	-55.05
	EU	237.28	277.18	206.24	227.78	279.56	86.15	16.81	-25.59	10.45	22.74
	o/w United Kingdom	26.55	25.02	16.74	20.25	23.39	124.26	-5.76	-33.07	20.92	15.54
	USA	36.65	36.18	42.38	54.33	41.64	26.94	-1.28	17.13	28.20	-23.36
	United Arab Emirates	84.81	71.89	61.44	67.91	119.96	63.22	-15.23	-14.53	10.52	76.66
	India	48.67	43.50	66.98	89.59	137.56	57.03	-10.60	53.97	33.76	53.54
	China	98.87	80.42	113.26	158.84	217.70	99.24	-18.66	40.84	40.24	37.06
ROW	155.36	160.33	243.65	230.47	299.94	-7.03	3.20	51.97	-5.41	30.14	
Burundi	Kenya	31.2	34.1	26.8	46.7	45.8	2.97	9.29	-21.41	74.25	-1.93
	Tanzania	17.0	18.1	23.3	52.8	43.8	73.47	6.47	28.73	126.61	-17.05
	Uganda	34.5	34.1	24.9	54.3	51.1	-11.08	-1.16	-26.98	118.07	-5.89
	Rwanda	3.8	1.9	2.2	7.0	27.4	100.00	-50.00	15.79	218.18	291.43
	Total EAC	86.5	88.2	77.2	160.8	168.10		1.97	-12.47	108.29	4.54
	COMESA	16.18	27.24	48.01	53.72	50.90	29.45	68.34	76.21	11.90	-5.25
	ECOWAS	0.43	0.21	0.13	0.66	1.10	120.61	-52.19	-36.63	405.70	66.78
	SADC	11.16	9.00	8.53	25.19	34.90	3.60	-19.37	-5.22	195.33	38.54
	Rest of Africa	1.88	0.19	1.05	1.03	1.40	-11.44	-89.73	441.60	-1.49	35.86
	EU	121.86	97.65	101.11	182.66	285.70	37.39	-19.86	3.54	80.66	56.41
	o/w United kingdom	4.55	4.08	5.12	16.94	0.20	44.89	-10.28	25.32	231.08	-98.82
	USA	2.79	9.34	6.10	32.11	34.10	-31.64	235.07	-34.73	426.68	6.18
	United Arab Emirates	14.26	17.88	19.80	34.90	28.00	26.48	25.44	10.70	76.27	-19.76
	India	16.99	20.67	26.28	42.30	62.90	26.83	21.68	27.13	60.98	48.70
	China	25.57	35.09	53.79	64.79	76.60	76.52	37.26	53.27	20.44	18.23
Rest of the world	130.49	137.41	118.66	273.44	219.20	28.01	5.30	-13.64	130.43	-19.84	

Source: National Statistical Offices and Revenue Authorities of Partner States

Notes:

- (1) COMESA excludes Kenya, Uganda, Burundi and Rwanda
- (2) SADC excludes Tanzania
- (3) COMESA and SADC have overlapping membership

Table 4: Exports by Country /Region of Destination, 2008-2012 (US\$ million)

Partner State	Country/Region	2008	2009	2010	2011	2012	% change				
							2008	2009	2010	2011	2012
Uganda	Burundi	45.38	55.76	51.33	41.45	46.08	6.24	22.86	-7.94	-19.25	11.17
	Kenya	164.63	173.97	190.30	226.58	254.06	39.29	5.67	9.38	19.06	12.13
	Rwanda	136.90	135.29	149.35	193.50	226.10	64.32	-1.17	10.39	29.57	16.85
	Tanzania	30.53	33.76	37.61	42.21	54.02	-0.23	10.59	11.40	12.23	27.98
	Total EAC	377.44	398.79	428.59	503.74	580.27	37.34	5.66	7.47	17.53	15.19
	COMESA	375.65	348.09	400.11	535.45	690.13	43.24	-7.34	14.94	33.82	28.89
	ECOWAS	1.17	1.68	2.12	1.24	1.97	315.52	42.89	26.51	-41.41	58.65
	SADC	144.26	184.84	201.38	203.50	263.33	27.78	28.13	8.95	1.05	29.40
	Rest Of Africa	25.77	10.08	4.63	17.33	18.33	-43.63	-60.87	-54.12	274.54	5.79
	EU	462.32	344.96	365.69	475.93	412.20	42.45	-25.39	6.01	30.15	-13.39
	o/w United Kingdom	118.39	52.42	36.87	60.84	58.02	122.19	-55.72	-29.67	65.01	-4.63
	USA	15.70	37.17	21.44	34.96	23.84	-19.89	136.82	-42.32	63.04	-31.81
	UAE	128.11	85.77	120.89	143.32	176.40	-27.99	-33.05	40.94	18.55	23.09
	India	18.73	19.65	13.91	19.22	14.37	338.72	4.90	-29.25	38.23	-25.21
	China	12.79	17.12	21.99	26.71	29.06	-11.24	33.87	28.44	21.46	8.82
	Japan	8.23	6.71	2.36	3.89	5.70	55.04	-18.48	-64.79	64.49	46.53
Rest of World	280.77	271.35	222.74	492.67	394.17	42.96	-3.35	-17.91	121.19	-19.99	
Tanzania	Kenya	251.74	192.90	260.16	221.37	349.69	103.98	-23.37	34.87	-14.91	57.97
	Uganda	58.73	51.65	60.38	52.63	103.16	27.49	-12.06	16.90	-12.84	96.01
	Rwanda	22.19	15.81	86.39	95.16	105.84	25.90	-28.79	446.59	10.15	11.23
	Burundi	20.40	24.63	55.73	39.85	54.61	-71.24	20.73	126.25	-28.49	37.03
	Total EAC	353.07	284.99	462.66	409.01	613.30	36.83	-19.28	62.34	-11.60	49.95
	COMESA	304.90	221.66	329.83	319.79	412.83	71.25	-27.30	48.80	-3.04	29.09
	ECOWAS	23.06	7.40	5.08	9.76	4.70	196.06	-67.92	-31.33	92.13	-51.84
	SADC	543.87	405.41	738.09	1099.01	1495.14	47.90	-25.46	82.06	48.90	36.04
	Rest of Africa	55.53	37.87	43.30	52.79	35.07	284.48	-31.81	14.35	21.92	-33.57
	EU	534.06	493.51	508.80	572.08	763.86	27.30	-7.59	3.10	12.44	33.52
	o/w United Kingdom	83.86	32.83	36.73	30.27	47.38	183.81	-60.85	11.89	-17.59	56.52
	USA	56.83	41.06	49.50	49.82	69.35	-9.11	-27.74	20.55	0.65	39.20
	UAE	68.05	91.44	60.45	77.97	95.98	-30.31	34.38	-33.89	28.98	23.10
	India	172.35	187.83	226.81	210.16	480.64	118.04	8.99	20.75	-7.34	128.70
	China	268.53	387.27	656.79	677.37	525.02	71.36	44.22	69.59	3.13	-22.49
	Japan	147.73	178.41	214.77	356.80	298.90	130.18	20.76	20.38	66.13	-16.23
Rest of World	624.52	850.54	903.91	1146.94	1253.92	4.70	36.19	6.28	26.89	9.33	
Kenya	Uganda	612.93	597.80	657.67	855.24	796.24	22.89	-2.47	10.01	30.04	-6.90
	Tanzania	423.64	388.97	420.45	470.03	543.45	27.73	-8.18	8.09	11.79	15.62
	Rwanda	130.02	123.28	132.97	152.61	190.66	50.87	-5.18	7.86	14.77	24.93
	Burundi	50.40	59.43	68.89	66.48	62.67	39.97	17.92	15.91	-3.50	-5.73
	Total EAC	1,216.98	1,169.48	1,279.97	1,544.35	1,593.03	27.75	-3.90	9.45	20.65	3.15
	COMESA	820.80	680.59	857.94	974.26	817.61	50.10	-17.08	26.06	13.56	-16.08
	ECOWAS	59.57	37.57	33.12	31.32	49.04	49.21	-36.93	-11.84	-5.44	56.59
	SADC	375.34	345.22	356.55	424.93	448.05	22.15	-8.02	3.28	19.18	5.44
	Rest of Africa	192.62	153.95	171.88	194.91	238.01	43.07	-20.08	11.65	13.40	22.11
	EU	1,294.23	1,181.13	1,235.87	1,304.64	1,283.41	98.40	-8.74	4.63	5.56	-1.63
	o/w United Kingdom	549.00	497.69	507.50	530.45	479.64	28.37	-9.35	1.97	4.52	-9.58
	USA	298.16	225.24	284.25	290.19	311.71	4.39	-24.46	26.20	2.09	7.41
	UAE	109.60	138.54	237.99	224.27	337.71	-14.48	26.41	71.78	-5.76	50.58
	India	97.91	66.42	107.00	105.84	88.87	12.92	-32.16	61.08	-1.08	-16.03
	China	29.35	32.15	31.70	42.82	63.56	34.28	9.56	-1.41	35.08	48.44
	Japan	33.85	28.80	26.39	26.07	29.00	75.03	-14.91	-8.38	-1.22	11.24
Rest of World	765.52	683.44	860.72	990.08	1,252.76	24.39	-10.72	25.94	15.03	26.53	

Table 4: Exports by Country /Region of Destination, 2008-2012 (US\$ million)

Partner State	Country/Region	2008	2009	2010	2011	2012	% change				
							2008	2009	2010	2011	2012
Rwanda	Burundi	5.52	5.02	3.91	8.52	13.63	-22.87	-9.05	-22.13	117.90	60.00
	Kenya	31.31	82.20	38.80	63.85	95.55	-8.90	162.49	-52.79	64.53	49.66
	Tanzania	0.84	1.16	2.09	1.55	165.72	116.36	39.36	79.59	-25.94	10604.50
	Uganda	5.70	4.79	5.62	7.24	68.56	79.73	-15.98	17.25	28.87	846.89
	Total EAC	37.85	93.17	50.42	81.15	343.46	-0.21	146.14	-45.88	60.95	323.23
	COMESA	36.10	62.14	20.92	72.00	128.85	51.75	72.17	-66.34	244.16	78.95
	ECOWAS	0.08	0.46	0.55	1.92	0.37	-49.39	454.76	21.64	246.76	-80.93
	SADC	42.44	5.51	22.78	62.39	110.01	106.92	-87.03	313.72	173.92	76.31
	Rest of Africa	0.03	0.10	0.27	0.35	0.42	-86.17	180.93	174.46	31.75	19.63
	EU	69.73	34.55	45.71	123.25	13.60	8.86	-50.45	32.29	169.67	-88.97
	o/w United Kingdom	13.38	4.75	10.89	17.42	2.51	-61.17	-64.50	129.11	60.04	-85.57
	USA	3.73	3.79	7.37	9.99	6.32	-60.34	1.50	94.48	35.64	-36.80
	United Arab Emirates	1.51	0.32	0.38	3.26	0.60	98.67	-78.71	19.88	746.27	-81.64
	India	4.00	0.17	0.09	0.43	0.25	759.64	-95.66	-48.16	382.66	-42.46
	China	5.66	7.57	17.59	17.59	1.89	499.88	33.64	132.42	-0.02	-89.25
ROW	30.69	29.22	50.17	107.16	12.31	-59.31	-4.80	71.71	113.60	-88.51	
Burundi	Kenya	7.175	6.93	9.84	15.30	3.76	-3.41	41.99	55.45	55.45	-75.42
	Uganda	1.88	6.08	2.71	4.97	8.80	223.40	-55.43	83.39	83.39	77.06
	Tanzania	1.35	1.31	1.36	0.72	5.61	-2.96	3.82	-47.06	-47.06	679.17
	Rwanda	5.015	3.91	2.19	4.877	6.73	-22.03	-43.99	122.69	122.69	37.99
	Total EAC	15.42	18.23	16.10	25.86	24.90		18.22	-11.68	60.64	-3.72
	COMESA	2.25	1.42	1.33	0.03	6.49	-36.89	-6.34	-97.74	-97.74	21533.33
	ECOWAS	0	0.15	0.03	0.11	0.18	-	-80.00	266.67	266.67	64.55
	SADC	1.91	0.53	0.23	0.12	13.40	-72.25	-56.60	-47.83	-47.83	11066.67
	Rest of Africa	0.11	0.01	0.01	0.01	1.38	-90.91	0.00	0.00	0.00	13700.00
	EU	16.08	17.91	37.51	45.06	39.92	11.38	109.44	20.13	20.13	-11.41
	o/w United Kingdom	0.20	0.5	15.8	18.00	18.31	150.00	3060.00	13.92	13.92	1.72
	USA	0.09	0.00	0.00	0.60	0.62	-100.00	-	-	-	3.33
	United Arab Emirates	0.7	27.3	6.3	39.20	105.41	3800.00	-76.92	522.22	522.22	168.90
	India	0.00	0.00	0.10	0.50	0.11	-	-	400.00	400.00	-78.00
	China	2.10	0.40	0.20	1.30	0.61	-80.95	-50.00	550.00	550.00	-53.08
Rest of World	65.25	53.25	52.47	88.59	63.68	-18.39	-1.46	68.82	68.82	-28.12	

Source: National Statistical Offices and Revenue Authorities of Partner States

Notes:

- (1) COMESA excludes Kenya, Uganda, Burundi and Rwanda
- (2) SADC excludes Tanzania
- (3) COMESA and SADC have overlapping membership

Table 5a: Intra-EAC Trade of the Major twenty imports, 2011 (Values in US\$ million)

Partner state	Country of Origin	HS level	Description of Goods	CIF Values	
Uganda	Kenya	2 digits			
		25	Salt; Sulphur; Earth & Ston; Plastering Mat; Lime & Cem	105.91	
		27	Mineral Fuels, Oils & Product Of Their Distillation; Etc	93.08	
		72	Iron And Steel	53.04	
		22	Beverages, Spirits And Vinegar	42.04	
		39	Plastics And Articles Thereof	38.46	
		30	Pharmaceutical Products	26.67	
		48	Paper & Paperboard; Art Of Paper Pulp, Paper/Paperboard	26.42	
		34	Soap, Organic Surface-Active Agents, Washing Prep, Etc	20.93	
		87	Vehicles O/T Railw/Tramw Roll-Stock, Pts & Accessories	20.35	
		84	Nuclear Reactors, Boilers, Mchy & Mech Appliance; Parts	15.51	
		15	Animal/Veg Fats & Oils & Their Cleavage Products; Etc	13.65	
		17	Sugars And Sugar Confectionery	12.80	
		24	Tobacco And Manufactured Tobacco Substitutes	12.76	
		73	Articles Of Iron Or Steel	12.49	
		31	Fertilisers	12.32	
		85	Electrical Mchy Equip Parts Thereof; Sound Recorder Etc	11.62	
		76	Aluminium And Articles Thereof	10.31	
		28	Inorgn Chem; Compds Of Prec Met, Radioact Elements Etc	9.72	
	70	Glass And Glassware	9.26		
	21	Miscellaneous Edible Preparations	9.20		
			4 digits		
			2523	Portland Cement, Aluminous Cement, Persulphate Cement, Etc	81.78
			2710	Petroleum Oils, Etc, (Excl. Crude); Preparations Thereof, Nes	75.24
			7209	Cold-Rolled Iron Or Non-Alloy Steel, >=600Mm Wide	28.71
			2203	Beer Made From Malt	20.62
			3004	Medicaments Of Mixed Or Unmixed Products, For Retail Sale	20.40
			2501	Salt And Pure Sodium Chloride; Sea Water	19.24
			3923	Articles For The Of Goods, Of Plastics; Stoppers, Etc, Of Plastics	17.77
			7210	Rolled Iron Or Non-Alloy Steel, >=600Mm Wide, Clad, Plated Or Coated	17.33
			2207	Ethyl Alcohol, Undenatured Of >=80% Alcohol, Denatured Spirits	16.39
			2402	Cigars, Cigarillos, Cigarettes, Etc, Of Tobacco Or Tobacco Substitutes	12.75
			1704	Sugar Confectionery (Incl. White Chocolate), Not Containing Cocoa	10.72
			3402	Non-Soap Surface-Active Agents; Washing Preparations, Nes	10.56
			4819	Cartons, Boxes, Etc; Box Files, Etc, Of Paper, Paperboard, Etc	10.42
			2716	Electrical Energy	8.78
			8716	Trailers And Semi-Trailers; Other Vehicles, Not Machanically Propelled	8.61
			7010	Carboys, Bottles, Flasks... Ampoules, Etc; Stoppers, Lids..., Of Glass	8.44
			4811	Paper, Paperboard, Etc, Coated..., In Rolls Or Sheets, Nes	8.07
		3401	Soap; Organic Surface-Active Products In Bars, Etc; Paper With Soap,Etc	7.66	
		1517	Margarine; Edible Preparations Of Animal Or Vegetable Fats Or Oils, Nes	7.35	
		3105	Mineral Or Chemical Fertilizers, Nes; Other Fertilizers; Goods =<10Kg	6.98	
	Tanzania	2 digits			
		10	Cereals	8.68	
		39	Plastics And Articles Thereof	3.19	
		48	Paper & Paperboard; Art Of Paper Pulp, Paper/Paperboard	2.99	
		84	Nuclear Reactors, Boilers, Mchy & Mech Appliance; Parts	2.81	
		85	Electrical Mchy Equip Parts Thereof; Sound Recorder Etc	2.73	
		27	Mineral Fuels, Oils & Product Of Their Distillation; Etc	2.72	
		22	Beverages, Spirits And Vinegar	2.03	
		72	Iron And Steel	1.68	
		70	Glass And Glassware	1.62	
		63	Other Made Up Textile Articles; Sets; Worn Clothing Etc	1.47	
		31	Fertilisers	1.02	
		12	Oil Seed, Oleagi Fruits; Miscell Grain, Seed, Fruit Etc	0.80	
		07	Edible Vegetables And Certain Roots And Tubers	0.63	
		03	Fish & Crustacean, Mollusc & Other Aquatic Invertebrate	0.59	
		23	Residues & Waste From The Food Indust; Prepr Ani Fodder	0.53	
		17	Sugars And Sugar Confectionery	0.49	
	15	Animal/Veg Fats & Oils & Their Cleavage Products; Etc	0.47		
	52	Cotton	0.42		
	87	Vehicles O/T Railw/Tramw Roll-Stock, Pts & Accessories	0.42		
	56	Wadding, Felt & Nonwoven; Yarns; Twine, Cordage, Etc	0.42		

Table 5a: Intra-EAC Trade of the Major twenty imports, 2011 (Values in US\$ million)

Partner state	Country of Origin	HS level	Description of Goods	CIF Values		
Uganda	Tanzania	4 digits				
		1006	Rice	8.22		
		8504	Electrical Transformers, Static Converters And Inductors	2.14		
		4819	Cartons, Boxes, Etc; Box Files, Etc, Of Paper, Paperboard, Etc	1.81		
		2207	Ethyl Alcohol, Undenatured Of >=80% Alcohol, Denatured Spirits	1.70		
		2710	Petroleum Oils, Etc, (Excl. Crude); Preparations Thereof, Nes	1.67		
		3920	Other Plates..., Of Plastics, Not Reinforced, Etc	1.65		
		7010	Carboys, Bottles, Flasks... Ampoules, Etc; Stoppers, Lids..., Of Glass	1.61		
		7210	Rolled Iron Or Non-Alloy Steel, >=600Mm Wide, Clad, Plated Or Coated	1.32		
		8474	Machinery For Sorting..., Agglomerating... Earth, Stone, Ores, Etc	1.04		
		2711	Petroleum Gases And Other Gaseous Hydrocarbons	0.99		
		3923	Articles For The Of Goods, Of Plastics; Stopers, Etc, Of Plastics	0.95		
		6305	Sacks And Bags, Used For Packing Goods	0.93		
		4804	Uncoated Kraft Paper And Paperboard, In Rolls Or Sheets (Excl. 48.02+03)	0.89		
		3103	Mineral Or Chemical Fertilizers, Phosphatic	0.64		
		713	Dried Leguminous Vegetables, Shelled	0.55		
		2306	Oil-Cake And Other Solid Residues, Of Vegetable Fats	0.53		
		305	Fish, Salted, Dried...; Smoked Fish; Fish Meal Fit For Human Consumption	0.51		
		8455	Metal-Rolling Mills And Rolls Therefor	0.50		
		6304	Other Furnishing Articles, Nes (Excl. Of 94.04)	0.46		
1701	Cane Or Beet Sugar And Chemically Pure Sucrose, In Solid Form	0.44				
Rwanda	Rwanda	2 digits				
		72	Iron And Steel	3.63		
		9	Coffee, Tea, Mate And Spices	1.50		
		84	Nuclear Reactors, Boilers, Mchy & Mech Appliance; Parts	0.72		
		55	Man-Made Staple Fibres	0.42		
		27	Mineral Fuels, Oils & Product Of Their Distillation; Etc	0.36		
		41	Raw Hides And Skins (Other Than Furskins) And Leather	0.24		
		44	Wood And Articles Of Wood; Wood Charcoal	0.20		
		73	Articles Of Iron Or Steel	0.18		
		7	Edible Vegetables And Certain Roots And Tubers	0.13		
		85	Electrical Mchy Equip Parts Thereof; Sound Recorder Etc	0.08		
		33	Essential Oils & Resinoids; Perf, Cosmetic/Toilet Prep	0.06		
		22	Beverages, Spirits And Vinegar	0.05		
		76	Aluminium And Articles Thereof	0.05		
		20	Prep Of Vegetable, Fruit, Nuts Or Other Parts Of Plants	0.04		
		87	Vehicles O/T Railw/Tramw Roll-Stock, Pts & Accessories	0.03		
		10	Cereals	0.02		
		30	Pharmaceutical Products	0.02		
		63	Other Made Up Textile Articles; Sets; Worn Clothing Etc	0.02		
		39	Plastics And Articles Thereof	0.02		
		32	Tanning/Dyeing Extract; Tannins & Derivs; Pigm Etc	0.01		
				4 digits		
				7204	Ferrous Waste And Scrap; Remelting Scrap Ingots Of Iron Or Steel	3.34
				901	Coffee; Coffee Husks And Skins; Coffee Substitutes Containing Coffee	1.49
				8438	Machinery, Nes, For The Industrial Preparation Of Food Or Drink	0.44
				5513	Woven Fabrics, <85% Synthetic Staple Fibres, With Cotton, =<170G/M2	0.42
				2716	Electrical Energy	0.24
				4101	Raw Hides And Skins Of Bovine Or Equine Animals, Not Tanned	0.23
				7214	Iron/Steel Bars And Rods, Forged, Etc (Incl. Twisted), Uncoiled	0.23
				8429	Self-Propelled Bulldozers, Angledozer, Graders, Levellers, Etc	0.21
				4413	Densified Wood, In Blocks, Plates, Strips Or Profile Shapes	0.19
				7308	Iron/Steel Structures And Parts Thereof; Plates, Rods... Therefor	0.16
				713	Dried Leguminous Vegetables, Shelled	0.13
				2710	Petroleum Oils, Etc, (Excl. Crude); Preparations Thereof, Nes	0.06
				7210	Rolled Iron Or Non-Alloy Steel, >=600Mm Wide, Clad, Plated Or Coated	0.05
		2203	Beer Made From Malt	0.05		
		3304	Beauty, Make-Up, Skin-Care (Incl. Suntan), Manicure... Preparations	0.05		
		2711	Petroleum Gases And Other Gaseous Hydrocarbons	0.05		
		2009	Fruit Juices (Incl. Grape Must) And Vegetable Juices, Unfermented	0.04		
		7602	Aluminium Waste And Scrap	0.04		
		8517	Electrical Apparatus For Line Telephony Or Line Telegraphy	0.04		
		8544	Insulated Wire, Cable, Etc; Optical Fibre Cables	0.02		

Table 5a: Intra-EAC Trade of the Major twenty imports, 2011 (Values in US\$ million)

Partner state	Country of Origin	HS level	Description of Goods	CIF Values	
Uganda	Burundi	2 digits			
		09	Coffee, Tea, Mate And Spices	0.86	
		72	Iron And Steel	0.65	
		84	Nuclear Reactors, Boilers, Mchy & Mech Appliance; Parts	0.34	
		41	Raw Hides And Skins (Other Than Furskins) And Leather	0.09	
		01	Live Animals	0.06	
		87	Vehicles O/T Railw/Tramw Roll-Stock, Pts & Accessories	0.05	
		10	Cereals	0.04	
		92	Musical Instruments; Parts And Access Of Such Articles	0.03	
		85	Electrical Mchy Equip Parts Thereof; Sound Recorder Etc	0.02	
		70	Glass And Glassware	0.02	
		94	Furniture; Bedding, Mattress, Matt Support, Cushion Etc	0.01	
		22	Beverages, Spirits And Vinegar	0.01	
		44	Wood And Articles Of Wood; Wood Charcoal	0.00	
		19	Prep Of Cereal, Flour, Starch/Milk; Pastrycooks' Prod	0.00	
		08	Edible Fruit And Nuts; Peel Of Citrus Fruit Or Melons	0.00	
		05	Products Of Animal Origin, Nes Or Included.	0.00	
	21	Miscellaneous Edible Preparations	0.00		
			4 digits		
			0901	Coffee; Coffee Husks And Skins; Coffee Substitutes Containing Coffee	0.86
			7204	Ferrous Waste And Scrap; Remelting Scrap Ingots Of Iron Or Steel	0.65
			8429	Self-Propelled Bulldozers, Angledozer, Graders, Levellers, Etc	0.31
			4101	Raw Hides And Skins Of Bovine Or Equine Animals, Not Tanned	0.09
			0102	Live Bovine Animals	0.06
			8704	Motor Vehicles For The Transport Of Goods	0.05
			1005	Maize(Corn)	0.04
			8437	Machines For Cleaning... Seed...; Milling... Machinery	0.03
			9207	Musical Instruments With Electrically Produced Or Amplified Sound	0.03
			7010	Carboys, Bottles, Flasks... Ampoules, Etc; Stoppers, Lids..., Of Glass	0.02
			9405	Lamps And Lighting Fittings, Nes; Illuminated Signs, Name-Plates, Etc	0.01
			2203	Beer Made From Malt	0.01
			8530	Electrical Signalling... Equipment For Railways, Tramways, Roads...	0.01
			8504	Electrical Transformers, Static Converters And Inductors	0.01
			8711	Motocycles (Incl. Mopeds) And Cycles Fitted With An Auxiliary Motor	0.01
			8501	Electric Motors And Generators (Excl. Generating Sets)	0.00
			4407	Wood Sawn Or Chipped Lengthwise, Sliced Or Peeled, >6Mm Thick	0.00
			1901	Malt Extract; Food Preparations Of Flour, Etc , Nes	0.00
		0810	Other Fruit, Fresh, Nes	0.00	
		8438	Machinery, Nes, For The Industrial Preparation Of Food Or Drink	0.00	
Kenya	Uganda	2 digits			
		07	Edible vegetables and certain roots and tubers.	21.46	
		10	Cereals.	17.72	
		04	Dairy produce; birds' eggs; natural honey; edible	15.17	
		12	Oil seeds and oleaginous fruits; miscellaneous gra	11.53	
		24	Tobacco and manufactured tobacco substitutes.	9.12	
		23	Residues and waste from the food industries; prepa	7.02	
		52	Cotton.	6.08	
		15	Animal or vegetable fats and oils and their cleava	4.98	
		72	Iron and steel.	4.61	
		09	Coffee, tea, maté and spices.	3.09	
		41	Raw hides and skins (other than furskins) and leat	2.17	
		44	Wood and articles of wood; wood charcoal.	2.02	
		48	Paper and paperboard; articles of paper pulp, of p	1.54	
		11	Products of the milling industry; malt; starches;	1.27	
		08	Edible fruit and nuts; peel of citrus fruit or mel	1.23	
		85	Electrical machinery and equipment and parts there	1.17	
76	Aluminium and articles thereof.	0.94			
20	Preparations of vegetables, fruit, nuts or other p	0.67			
34	Soap, organic surface-active agents, washing prepa	0.39			
94	Furniture; bedding, mattresses, mattress supports,	0.39			

Table 5a: Intra-EAC Trade of the Major twenty imports, 2011 (Values in US\$ million)

Partner state	Country of Origin	HS level	Description of Goods	CIF Values	
Kenya	Uganda	4 digits			
		0713	Dried leguminous vegetables, shelled	18.56	
		1005	Maize(corn)	11.58	
		0402	Milk and cream, concentrated or sweetened	9.74	
		2401	Unmanufactured tobacco; tobacco refuse	9.11	
		0401	Milk and cream, not concentrated or sweetened	5.20	
		5201	Cotton,not carded or combed	4.70	
		1008	Buckwheat, millet and canary seed and other cereal	3.77	
		7217	Wire of iron or non-alloy steel	3.53	
		1202	Ground-nuts, not roasted or otherwise cooked	3.49	
		1201	Soya beans	3.18	
		2302	Brans, sharps and other residues, derived from wor	3.07	
		0902	Tea	2.93	
		1516	Animal or vegetable fats and oils and fractions, h	2.49	
		1207	Other oil seeds and oleaginous fruits	2.39	
		0708	Leguminous vegetables, shelled or unshelled, fresh	2.38	
		1208	Flours and meals of oil seeds or oleaginous fruits	2.13	
		1007	Grain sorghum	1.92	
		4410	Particle board and similar board of wood or other	1.70	
		2304	Oil cake from soya bean oil	1.69	
	4103	Other raw hides and skins, fresh or preserved, not	1.48		
		Tanzania	2 digits		
			63	Other made up textile articles; sets; worn clothin	37.58
			10	Cereals.	28.69
			48	Paper and paperboard; articles of paper pulp, of p	26.25
			85	Electrical machinery and equipment and parts there	9.03
			07	Edible vegetables and certain roots and tubers.	7.82
			73	Articles of iron or steel.	7.56
			52	Cotton.	6.35
			23	Residues and waste from the food industries; prepa	5.87
			12	Oil seeds and oleaginous fruits; miscellaneous gra	4.28
			60	Knitted or crocheted fabrics.	4.27
			05	Products of animal origin, not elsewhere specified	4.26
			22	Beverages, spirits and vinegar.	4.18
			44	Wood and articles of wood; wood charcoal.	3.52
			27	Mineral fuels, mineral oils and products of their	3.46
			88	Aircraft, spacecraft, and parts thereof.	3.01
			26	Ores, slag and ash.	2.25
			11	Products of the milling industry; malt; starches;	2.13
			94	Furniture; bedding, mattresses, mattress supports,	2.03
	55		Man-made staple fibres.	1.88	
	39	Plastics and articles thereof.	1.15		
		4 digits			
		6304	Other furnishing articles, nes (excl. Of 94.04)	35.85	
		4804	Uncoated kraft paper and paperboard, in rolls or s	23.55	
		1005	Maize(corn)	21.14	
		8504	Electrical transformers, static converters and ind	8.03	
		7305	Other circular tubes and pipes, diameter >406.4mm,	5.16	
		6006	Other knitted or crocheted fabrics.	4.27	
		0511	Animal products, nes; dead of chapters 1 and 3, un	4.25	
		2306	Oil-cake and other solid residues, of vegetable fa	4.17	
		1006	Rice	3.97	
		1208	Flours and meals of oil seeds or oleaginous fruits	3.68	
		0713	Dried leguminous vegetables, shelled	3.02	
		8802	Other aircraft (eg helicopters, aeroplanes); space	2.94	
		0708	Leguminous vegetables, shelled or unshelled, fresh	2.76	
		2203	Beer made from malt	2.65	
		5205	Cotton yarn, with >=85% cotton, not put up for ret	2.42	
		4821	Paper or paperboard labels of all kinds, whether o	2.29	
		2606	Aluminium ores	2.25	
		1007	Grain sorghum	2.13	
		2711	Petroleum gases and other gaseous hydrocarbons	2.08	
		5516	Woven fabrics of artificial staple fibres	1.88	

Table 5a: Intra-EAC Trade of the Major twenty imports, 2011 (Values in US\$ million)

Partner state	Country of Origin	HS level	Description of Goods	CIF Values	
Kenya	Rwanda	2 digits			
		41	Raw hides and skins (other than furskins) and leat	3.51	
		09	Coffee, tea, maté and spices.	0.79	
		72	Iron and steel.	0.28	
		63	Other made up textile articles; sets; worn clothin	0.07	
		25	Salt; sulphur; earths and stone; plastering materi	0.06	
		85	Electrical machinery and equipment and parts there	0.02	
		62	Articles of apparel and clothing accessories, not	0.01	
		84	Nuclear reactors, boilers, machinery and mechanica	0.01	
		87	Vehicles other than railway or tramway rolling-sto	0.00	
		90	Optical, photographic, cinematographic, measuring,	0.00	
		71	Natural or cultured pearls, precious or semi-preci	0.00	
		42	Articles of leather; saddlery and harness; travel	0.00	
		82	Tools, implements, cutlery, spoons and forks, of b	0.00	
		40	Rubber and articles thereof.	0.00	
	49	Printed books, newspapers, pictures and other prod	0.00		
	56	Wadding, felt and nonwovens; special yarns; twine,	0.00		
	64	Footwear, gaiters and the like; parts of such arti	0.00		
			4 digits		
			4103	Other raw hides and skins, fresh or preserved, not	1.80
			4101	Raw hides and skins of bovine or equine animals, n	1.65
			0901	Coffee; coffee husks and skins; coffee substitutes	0.40
			0902	Tea	0.39
			7214	Iron/steel bars and rods, forged, etc (incl. Twist	0.28
			6309	Worn clothing	0.07
			2506	Quartz; quartzite	0.06
			4106	Goat or kid skin leather, without hair on	0.05
			8517	Electrical apparatus for line telephony or line te	0.01
			4105	Sheep or lamb skin leather, without wool on	0.01
			8501	Electric motors and generators (excl. Generating s	0.01
			8471	Automatic data processing machines...; magnetic re	0.00
			6204	Women's or girls' suits, ensembles, jackets, dress	0.00
			6202	Woman's or girls' overcoats, and similar articles	0.00
			8708	Parts and accessories of the motor vehicles of 87.	0.00
			8543	Electrical machines and apparatus, having individu	0.00
			7113	Articles of jewellery of precious metal or clad wi	0.00
			9031	Measuring or checking instruments, appliances and	0.00
			8528	Television receivers (incl. Video monitors and vid	0.00
			6206	Women's or girls' blouses, shirts and shirt-blouse	0.00
	Burundi	2 digits			
		41	Raw hides and skins (other than furskins) and leat	3.74	
		09	Coffee, tea, maté and spices.	1.53	
		84	Nuclear reactors, boilers, machinery and mechanica	0.01	
		33	Essential oils and resinoids; perfumery, cosmetic	0.00	
		63	Other made up textile articles; sets; worn clothin	0.00	
			4 digits		
			4103	Other raw hides and skins, fresh or preserved, not	2.39
			4101	Raw hides and skins of bovine or equine animals, n	1.35
			0901	Coffee; coffee husks and skins; coffee substitutes	1.29
			0902	Tea	0.24
			8402	Steam... Boilers (excl. Central heating...); super	0.01
			8433	Harvesting... Machinery; grass/hay mowers; machine	0.00
			3302	Mixtures of odoriferous substances used as raw mat	0.00
		8471	Automatic data processing machines...; magnetic re	0.00	
		6309	Worn clothing	0.00	

Table 5a: Intra-EAC Trade of the Major twenty imports, 2011 (Values in US\$ million)

Partner state	Country of Origin	HS level	Description of Goods	CIF Values
Rwanda	Kenya	2 digits		
		72	Iron and steel	14.93
		15	Animal or vegetable fats and oils and their cleavage products;prepared edible fats	10.73
		27	Mineral fuels, mineral oils and products of their distillation;bituminous substances	9.46
		39	Plastics And Articles Thereof	7.14
		48	Paper and paperboard; articles of paper pulp,of paper or of paperboard	6.54
		85	Electrical machinery and equipment and parts thereof;sound recorders and reproducers	6.26
		49	Printed books, newspapers, pictures and other products of the printing industry	5.39
		25	Salt; sulphur; earths and stone;plastering materials, lime and cement	4.33
		64	Footwear, gaiters and the like; parts of such articles	4.26
		17	Sugars and sugar confectionery	4.12
		24	Tobacco and manufactured tobacco substitutes	4.11
		84	Nuclear reactors, boilers, machineryand mechanical appliances; parts thereof	3.68
		73	Articles of iron or steel	3.56
		30	Pharmaceutical products	3.24
		34	Soap, organic surface-active agents, washing preparations,lubricating preparations	3.22
		90	Optical, photographic,cinematographic, measuring, checking,precision, medical instruments	1.87
		94	Furniture; bedding, mattresses, mattress supports,cushions and similar stuffed furnishings	1.83
		32	Tanning or dyeing extracts; tannins and their derivatives; dyes,pigments	1.72
		28	Inorganic chemicals; organic or inorganic compounds of precious metals, of rare	1.67
	76	Aluminium and articles thereof	1.65	
		4 digits		
		2710	Petroleum oils and oils obtained from bituminous minerals, other than crude; preparation	8.53
		7210	Flat-rolled products of iron or non-alloy steel, of a width of 600 mm or more, clad, pla	6.75
		1511	Palm oil and its fractions, whether or not refined, but not chemically modified.	4.77
		4901	Printed books, brochures, leaflets and similar printed matter, whether or not in single	4.68
		2402	Cigars, cheroots, cigarillos and cigarettes, of tobacco or of tobacco substitutes.	4.11
		1704	Sugar confectionery (including white chocolate), not containing cocoa.	3.67
		4819	Cartons, boxes, cases, bags and other packing containers, of paper, paperboard, cellulos	3.46
		8544	Insulated (including enamelled or anodised) wire, cable (including co-axial cable) and o	3.29
		2501	Salt (including table salt and denatured salt) and pure sodium chloride, whether or not	2.91
		7214	Other bars and rods of iron or non-alloy steel, not further worked than forged, hot-roll	2.77
		3924	Tableware, kitchenware, other household articles and toilet articles, of plastics.	2.27
		3004	Medicaments (excluding goods of heading 30.02, 30.05 or 30.06) consisting of mixed or un	2.13
		7216	Angles, shapes and sections of iron or non-alloy steel.	1.79
		6401	Waterproof footwear with outer soles and uppers of rubber or of plastics, the uppers of	1.79
		1516	Animal or vegetable fats and oils and their fractions, partly or wholly hydrogenated, in	1.75
		3402	Organic surface-active agents (other than soap); surface-active preparations, washing pr	1.71
		6402	Other footwear with outer soles and uppers of rubber or plastics.	1.66
		1507	Soya-bean oil and its fractions, whether or not refined, but not chemically modified.	1.64
		3917	Tubes, pipes and hoses, and fittings therefor (for example, joints, elbows, flanges), of	1.60
	7208	Flat-rolled products of iron or non-alloy steel, of a width of 600 mm or more, hot-rolle	1.51	
	Tanzania	2 digits		
		31	Fertilisers	16.01
		10	Cereals	12.99
		25	Salt; sulphur; earths and stone;plastering materials, lime and cement	7.14
		17	Sugars and sugar confectionery	5.13
		03	Fish and crustaceans, molluscs and other aquatic invertebrates	4.55
		72	Iron and steel	4.50
		63	Other made up textile articles; sets;worn clothing and worn textile articles; rags	3.54
		70	Ceramic products	2.60
		33	Essential oils and resinoids; perfumery,cosmetic or toilet preparations	2.59
		27	Mineral fuels, mineral oils and products of their distillation;bituminous substances	1.94
		12	Oil seeds and oleaginous fruits; miscellaneous grains,seeds and fruit; industrial or medicinal p	1.92
		39	Plastics and articles thereof	1.61
		87	Vehicles other than railway or tramway rolling?stock,and parts and accessories thereof	0.98
		07	Edible vegetables and certain roots and tubers	0.81
		85	Electrical machinery and equipment and parts thereof;sound recorders and reproducers	0.78
		94	Furniture; bedding, mattresses, mattress supports,cushions and similar stuffed furnishings	0.64
		11	Products of the milling industry; malt; starches;inulin; wheat gluten	0.62
		48	Paper and paperboard; articles of paper pulp,of paper or of paperboard	0.60
		52	Cotton	0.53
		08	Edible fruit and nuts; peel of citrus fruit or melons	0.46

Table 5a: Intra-EAC Trade of the Major twenty imports, 2011 (Values in US\$ million)

Partner state	Country of Origin	HS level	Description of Goods	CIF Values	
Rwanda	Tanzania	4 digits			
		3105	Mineral or chemical fertilisers containing two or three of the fertilising elements nitr	13.41	
		1006	Rice.	10.51	
		2523	Portland cement, aluminous cement, slag cement, supersulphate cement and similar hydraul	6.89	
		1701	Cane or beet sugar and chemically pure sucrose, in solid form.	5.09	
		305	Fish, dried, salted or in brine; smoked fish, whether or not cooked before or during the	4.53	
		7214	Other bars and rods of iron or non-alloy steel, not further worked than forged, hot-roll	4.26	
		6304	Other furnishing articles, excluding those of heading 94.04.	2.69	
		3103	Mineral or chemical fertilisers, phosphatic.	2.54	
		7010	Carboys, bottles, flasks, jars, pots, phials, ampoules and other containers, of glass, o	2.48	
		3304	Beauty or make-up preparations and preparations for the care of the skin (other than med	2.35	
		1005	Maize (corn).	1.16	
		1001	Wheat and meslin.	1.14	
		1202	Ground-nuts, not roasted or otherwise cooked, whether or not shelled or broken.	1.00	
		2712	Petroleum jelly; paraffin wax, micro-crystalline petroleum wax, slack wax, ozokerite, li	0.98	
		8716	Trailers and semi-trailers; other vehicles, not mechanically propelled; parts thereof.	0.93	
		1211	Plants and parts of plants (including seeds and fruits), of a kind used primarily in per	0.77	
		2711	Petroleum gases and other gaseous hydrocarbons.	0.72	
		6305	Sacks and bags, of a kind used for the packing of goods.	0.55	
		3917	Tubes, pipes and hoses, and fittings therefor (for example, joints, elbows, flanges), of	0.51	
	3004	Medicaments (excluding goods of heading 30.02, 30.05 or 30.06) consisting of mixed or un	0.43		
		Uganda	2 digits		
			25	Salt; sulphur; earths and stone; plastering materials, lime and cement	44.32
			15	Animal or vegetable fats and oils and their cleavage products; prepared edible fats	43.14
			72	Iron and steel	16.59
			34	Soap, organic surface-active agents, washing preparations, lubricating preparations	13.16
			17	Sugars and sugar confectionery	10.95
			10	Cereals	5.49
			73	Articles of iron or steel	5.25
			48	Paper and paperboard; articles of paper pulp, of paper or of paperboard	4.49
	39		Plastics and articles thereof	3.78	
	19	Preparations of cereals, flour, starch or milk; pastrycooks' products	3.31		
	32	Tanning or dyeing extracts; tannins and their derivatives; dyes, pigments	3.15		
	12	Oil seeds and oleaginous fruits; miscellaneous grains, seeds and fruit; industrial or medicinal p	2.56		
	1	Live animals	2.37		
	22	Beverages, spirits and vinegar	2.16		
	64	Footwear, gaiters and the like; parts of such articles	2.13		
	33	Essential oils and resinoids; perfumery, cosmetic or toilet preparations	2.10		
	36	Explosives; pyrotechnic products; matches; pyrophoric alloys; certain combustible preparations	1.70		
	84	Nuclear reactors, boilers, machinery and mechanical appliances; parts thereof	1.68		
	49	Printed books, newspapers, pictures and other products of the printing industry	1.63		
	44	Wood and articles of wood; wood charcoal	1.59		
		4 digits			
		2523	Portland cement, aluminous cement, slag cement, supersulphate cement and similar hydraul	43.60	
		1511	Palm oil and its fractions, whether or not refined, but not chemically modified.	22.19	
		1516	Animal or vegetable fats and oils and their fractions, partly or wholly hydrogenated, in	12.97	
		3401	Soap; organic surface-active products and preparations for use as soap, in the form of b	11.27	
		1701	Cane or beet sugar and chemically pure sucrose, in solid form.	10.58	
		1515	Other fixed vegetable fats and oils (including jojoba oil) and their fractions, whether	7.69	
		7214	Other bars and rods of iron or non-alloy steel, not further worked than forged, hot-roll	5.44	
		1005	Maize (corn).	4.88	
		7210	Flat-rolled products of iron or non-alloy steel, of a width of 600 mm or more, clad, pla	3.76	
		7304	Tubes, pipes and hollow profiles, seamless, of iron (other than cast iron) or steel.	3.70	
		1905	Bread, pastry, cakes, biscuits and other bakers' wares, whether or not containing cocoa;	3.28	
		7208	Flat-rolled products of iron or non-alloy steel, of a width of 600 mm or more, hot-rolle	3.27	
		3208	Paints and varnishes (including enamels and lacquers) based on synthetic polymers or che	2.86	
		4819	Cartons, boxes, cases, bags and other packing containers, of paper, paperboard, cellulose	2.78	
		1202	Ground-nuts, not roasted or otherwise cooked, whether or not shelled or broken.	2.54	
		3917	Tubes, pipes and hoses, and fittings therefor (for example, joints, elbows, flanges), of	2.13	
		102	Live bovine animals.	2.10	
		3304	Beauty or make-up preparations and preparations for the care of the skin (other than med	1.85	
		3402	Organic surface-active agents (other than soap); surface-active preparations, washing pr	1.85	
		2208	Undenatured ethyl alcohol of an alcoholic strength by volume of less than 80 % vol; spir	1.83	

Table 5a: Intra-EAC Trade of the Major twenty imports, 2011 (Values in US\$ million)

Partner state	Country of Origin	HS level	Description of Goods	CIF Values		
Rwanda	Burundi	2 digit				
		34	Soap, organic surface-active agents, washing preparations,lubricating preparations	0.69		
		09	Coffee, tea, mate and spices	0.67		
		72	Iron and steel	0.42		
		73	Articles of iron or steel	0.36		
		08	Edible fruit and nuts; peel of citrus fruit or melons	0.25		
		03	Fish and crustaceans, molluscs and other aquatic invertebrates	0.15		
		26	Ores, slag and ash	0.13		
		07	Edible vegetables and certain roots and tubers	0.12		
		10	Cereals	0.10		
		22	Beverages, spirits and vinegar	0.08		
		87	Vehicles other than railway or tramway rolling?stock,and parts and accessories thereof	0.06		
		52	Cotton	0.06		
		11	Products of the milling industry; malt; starches;inulin; wheat gluten	0.05		
		15	Animal or vegetable fats and oils and their cleavage products;prepared edible fats	0.05		
		06	Live trees and other plants; bulbs, roots and the like;cut flowers and ornamental foliage	0.04		
		85	Electrical machinery and equipment and parts thereof;sound recorders and reproducers	0.04		
		40	Rubber and articles thereof	0.04		
		94	Furniture; bedding, mattresses, mattress supports,cushions and similar stuffed furnishings	0.04		
		24	Tobacco and manufactured tobacco substitutes	0.03		
		23	Residues and waste from the food industries;prepared animal fodder	0.03		
				4 digit		
				3401	Soap; organic surface-active products and preparations for use as soap	0.68
				0901	Coffee, whether or not roasted or decaffeinated; coffee husks and skins; coffee substit	0.67
				7214	Other bars and rods of iron or non-alloy steel, not further worked than forged, hot-roll	0.36
				7314	Cloth (including endless bands), grill, netting and fencing, of iron or steel wire; expa	0.17
				0805	Citrus fruit, fresh or dried.	0.15
				0305	Fish, dried, salted or in brine; smoked fish, whether or not cooked before or during the	0.15
				7305	Other tubes and pipes (for example, welded, riveted or similarly closed), having circula	0.09
				2203	Beer made from malt.	0.07
				2611	Tungsten ores and concentrates.	0.07
				0713	Dried leguminous vegetables, shelled, whether or not skinned or split.	0.07
				0810	Other fruit, fresh.	0.07
		2609	Tin ores and concentrates.	0.06		
		1005	Maize (corn).	0.06		
		8703	Motor cars and other motor vehicles principally designed for the transport of persons (o	0.06		
		5203	Cotton, carded or combed.	0.05		
		7325	Other cast articles of iron or steel.	0.05		
		1511	Palm oil and its fractions, whether or not refined, but not chemically modified.	0.05		
		7315	Chain and parts thereof, of iron or steel.	0.04		
		1102	Cereal flours other than of wheat or meslin.	0.04		
		0602	Other live plants (including their roots), cuttings and slips; mushroom spawn.	0.04		
Burundi	Kenya	2 digit				
		72	Iron And Steel	14.11		
		27	Mineral Fuels, Oils & Product Of Their Distillation; Etc	5.02		
		73	Articles Of Iron Or Steel	4.55		
		39	Plastics And Articles Thereof	2.18		
		25	Salt; Sulphur; Earth & Ston; Plastering Mat; Lime & Cem	1.68		
		85	Electrical Mchy Equip Parts Thereof; Sound Recorder Etc	1.48		
		31	Fertilisers	1.45		
		30	Pharmaceutical Products	1.36		
		15	Animal/Veg Fats & Oils & Their Cleavage Products; Etc	1.29		
		32	Tanning/Dyeing Extract; Tannins & Derivs; Pigm Etc	1.20		
		17	Sugars And Sugar Confectionery	0.99		
		94	Furniture; Bedding, Mattress, Matt Support, Cushion Etc	0.88		
		28	Inorgn Chem; Compds Of Prec Met, Radioact Elements Etc	0.82		
		84	Nuclear Reactors, Boilers, Mchy & Mech Appliance; Parts	0.74		
		34	Soap, Organic Surface-Active Agents, Washing Prep, Etc	0.73		
		48	Paper & Paperboard; Art Of Paper Pulp, Paper/Paperboard	0.69		
		44	Wood And Articles Of Wood; Wood Charcoal	0.62		
		70	Glass And Glassware	0.56		
		22	Beverages, Spirits And Vinegar	0.50		
24	Tobacco And Manufactured Tobacco Substitutes	0.45				

Table 5a: Intra-EAC Trade of the Major twenty imports, 2011 (Values in US\$ million)

Partner state	Country of Origin	HS level	Description of Goods	CIF Values	
Burundi	Kenya	4 digits			
		7210	Rolled Iron Or Non-Alloy Steel, >=600Mm Wide, Clad, Plated Or Coated	9.99	
		2710	Petroleum Oils, Etc, (Excl. Crude); Preparations Thereof, Nes	4.86	
		7306	Other Tubes, Pipes And Hollow Profiles Of Iron Or Steel, Welded, Nes	2.38	
		7216	Angles, Shapes And Sections Of Iron Or Non-Alloy Steel	1.84	
		2523	Portland Cement, Aluminous Cement, Persulphate Cement, Etc	1.33	
		3004	Medicaments Of Mixed Or Unmixed Products, For Retail Sale	1.30	
		3923	Articles For The Of Goods, Of Plastics; Stoppers, Etc, Of Plastics	1.11	
		7208	Hot-Rolled Iron Or Non-Alloy Steel, >=600Mm Wide	1.10	
		1704	Sugar Confectionery (Incl. White Chocolate), Not Containing Cocoa	0.98	
		7305	Other Circular Tubes And Pipes, Diameter >406.4Mm, Of Iron Or Steel	0.96	
		1516	Animal Or Vegetable Fats And Oils And Fractions, Hydrogenated, Etc	0.93	
		3105	Mineral Or Chemical Fertilizers, Nes; Other Fertilizers; Goods =<10Kg	0.89	
		3209	Paints And Varnishes, In An Aqueous Medium	0.66	
		7010	Carboys, Bottles, Flasks... Ampoules, Etc; Stoppers, Lids..., Of Glass	0.52	
		8507	Electric Accumulators (Incl. Separators Therefor)	0.49	
		2402	Cigars, Cigarillos, Cigarettes, Etc, Of Tobacco Or Tobacco Substitutes	0.45	
		9401	Seats, Other Thanthose Of 94.02, And Parts Thereof	0.45	
	7308	Iron/Steel Structures And Parts Thereof; Plates, Rods... Therefor	0.44		
	3401	Soap; Organic Surface-Active Products In Bars, Etc; Paper With Soap,Etc	0.41		
	8309	Stoppers, Caps And Lids, Capsules For Bottles... Of Base Metal	0.39		
		Rwanda	2 digits		
	07		Edible Vegetables And Certain Roots And Tubers	2.61	
	22		Beverages, Spirits And Vinegar	0.87	
	72		Iron And Steel	0.32	
	33		Essential Oils & Resinoids; Perf, Cosmetic/Toilet Prep	0.26	
	39		Plastics And Articles Thereof	0.25	
	25		Salt; Sulphur; Earth & Ston; Plastering Mat; Lime & Cem	0.24	
	84		Nuclear Reactors, Boilers, Mchy & Mech Appliance; Parts	0.23	
	64		Footwear, Gaiters And The Like; Parts Of Such Articles	0.16	
	10		Cereals	0.14	
	85		Electrical Mchy Equip Parts Thereof; Sound Recorder Etc	0.13	
	20		Prep Of Vegetable, Fruit, Nuts Or Other Parts Of Plants	0.08	
	04		Dairy Prod; Birds' Eggs; Natural Honey; Edible Prod Nes	0.07	
	48		Paper & Paperboard; Art Of Paper Pulp, Paper/Paperboard	0.07	
	49		Printed Books, Newspapers, Pictures & Other Product Etc	0.06	
	73		Articles Of Iron Or Steel	0.05	
	30		Pharmaceutical Products	0.04	
82	Tool, Implement, Cutlery, Spoon & Fork, Of Base Met Etc		0.04		
32	Tanning/Dyeing Extract; Tannins & Derivs; Pigm Etc	0.04			
44	Wood And Articles Of Wood; Wood Charcoal	0.03			
94	Furniture; Bedding, Mattress, Matt Support, Cushion Etc	0.03			
		4 digits			
0701	Potatoes, Fresh Or Chilled	1.65			
2203	Beer Made From Malt	0.85			
0713	Dried Leguminous Vegetables, Shelled	0.55			
7215	Other Bars And Rods Of Iron Or Non-Alloy Steel	0.29			
0710	Vegetables, Frozen	0.24			
2523	Portland Cement, Aluminous Cement, Persulphate Cement, Etc	0.23			
3925	Builders' Ware Of Plastics, Nes	0.18			
6402	Other Footwear With Outer Soles And Uppers Of Rubber Or Plastics	0.16			
1005	Maize(Corn)	0.14			
3305	Preparations For Use On The Hair	0.13			
3304	Beauty, Make-Up, Skin-Care (Incl. Suntan), Manicure... Preparations	0.12			
8415	Air Conditioning Machines	0.12			
0708	Leguminous Vegetables, Shelled Or Unshelled, Fresh Or Chilled	0.11			
2009	Fruit Juices (Incl. Grape Must) And Vegetable Juices, Unfermented	0.08			
0401	Milk And Cream, Not Concentrated Or Sweetened	0.07			
8528	Television Receivers (Incl. Video Monitors And Video Projectors)	0.07			
8471	Automatic Data Processing Machines...; Magnetic Readers..., Nes	0.05			
4911	Other Printed Matter, Including Printed Pictures And Photographs	0.05			
0714	Roots And Tubers With High Starch Content, Fresh Or Dried	0.05			
3004	Medicaments Of Mixed Or Unmixed Products, For Retail Sale	0.04			

Table 5a: Intra-EAC Trade of the Major twenty imports, 2011 (Values in US\$ million)

Partner state	Country of Origin	HS level	Description of Goods	OF Values		
Burundi	Tanzania	2 digits				
		25	Salt; Sulphur; Earth & Ston; Plastering Mat; Lime & Cem	11.14		
		31	Fertilisers	7.36		
		70	Glass And Glassware	5.21		
		27	Mineral Fuels, Oils & Product Of Their Distillation; Etc	3.67		
		10	Cereals	3.11		
		11	Prod Mill Indust; Malt; Starches; Inulin; Wheat Gluten	2.00		
		72	Iron And Steel	1.64		
		94	Furniture; Bedding, Mattress, Matt Support, Cushion Etc	1.40		
		39	Plastics And Articles Thereof	1.34		
		15	Animal/Veg Fats & Oils & Their Cleavage Products; Etc	1.32		
		07	Edible Vegetables And Certain Roots And Tubers	1.06		
		33	Essential Oils & Resinoids; Perf, Cosmetic/Toilet Prep	1.05		
		34	Soap, Organic Surface-Active Agents, Washing Prep, Etc	0.81		
		03	Fish & Crustacean, Mollusc & Other Aquatic Invertebrate	0.76		
		73	Articles Of Iron Or Steel	0.52		
		48	Paper & Paperboard; Art Of Paper Pulp, Paper/Paperboard	0.38		
		85	Electrical Mchy Equip Parts Thereof; Sound Recorder Etc	0.36		
		63	Other Made Up Textile Articles; Sets; Worn Clothing Etc	0.36		
		84	Nuclear Reactors, Boilers, Mchy & Mech Appliance; Parts	0.35		
		49	Printed Books, Newspapers, Pictures & Other Product Etc	0.31		
				4 digits		
				2523	Portland Cement, Aluminous Cement, Persulphate Cement, Etc	7.61
				7010	Carboys, Bottles, Flasks... Ampoules, Etc; Stoppers, Lids..., Of Glass	5.11
				3105	Mineral Or Chemical Fertilizers, Nes; Other Fertilizers; Goods <10Kg	4.42
				2501	Salt And Pure Sodium Chloride; Sea Water	3.39
				3102	Mineral Or Chemical Fertilizers, Nitrogenous	2.65
				1006	Rice	2.32
				2710	Petroleum Oils, Etc, (Excl. Crude); Preparations Thereof, Nes	1.93
				7210	Rolled Iron Or Non-Alloy Steel, >=600mm Wide, Clad, Plated Or Coated	1.38
				2714	Bitumen And Asphalt, Natural; Bituminous Or Oil Shale...; Asphaltites...	1.30
				1101	Wheat Or Meslin Flour	1.29
				9404	Mattress Supports; Articles Of Bedding, Sprung, Stuffed, Etc	1.10
				3304	Beauty, Make-Up, Skin-Care (incl. Suntan), Manicure... Preparations	1.02
				1511	Palm Oil And Its Fractions	1.02
				1005	Maize(Corn)	0.73
				0305	Fish, Salted, Dried...; Smoked Fish; Fish Meal Fit For Human Consumption	0.72
				1102	Cereal Flours, (Excl. Wheat Or Meslin)	0.69
				1202	Ground-Nuts, Not Roasted Or Otherwise Cooked	0.68
				3917	Tubes, Pipes And Hoses, And Fittings Therefor, Of Plastics	0.63
				0713	Dried Leguminous Vegetables, Shelled	0.62
				3401	Soap; Organic Surface-Active Products In Bars, Etc; Paper With Soap,Etc	0.54
			Uganda	2 digits		
				10	Cereals	13.71
				72	Iron And Steel	7.58
				15	Animal/Veg Fats & Oils & Their Cleavage Products; Etc	6.14
				25	Salt; Sulphur; Earth & Ston; Plastering Mat; Lime & Cem	4.51
				48	Paper & Paperboard; Art Of Paper Pulp, Paper/Paperboard	3.25
				24	Tobacco And Manufactured Tobacco Substitutes	1.81
		73	Articles Of Iron Or Steel	1.73		
		44	Wood And Articles Of Wood; Wood Charcoal	1.27		
		01	Live Animals	0.98		
		07	Edible Vegetables And Certain Roots And Tubers	0.96		
		64	Footwear, Gaiters And The Like; Parts Of Such Articles	0.94		
		11	Prod Mill Indust; Malt; Starches; Inulin; Wheat Gluten	0.87		
		32	Tanning/Dyeing Extract; Tannins & Derivs; Pigm Etc	0.85		
		84	Nuclear Reactors, Boilers, Mchy & Mech Appliance; Parts	0.84		
		33	Essential Oils & Resinoids; Perf, Cosmetic/Toilet Prep	0.71		
		87	Vehicles O/T Railw/Tra mw Roll-Stock, Pts & Accessories	0.69		
		61	Art Of Apparel & Clothing Access, Knitted Or Crocheted	0.68		
		04	Dairy Prod; Birds' Eggs; Natural Honey; Edible Prod Nes	0.65		
		30	Pharmaceutical Products	0.63		
		39	Plastics And Articles Thereof	0.52		

Table 5a: Intra-EAC Trade of the Major twenty imports, 2011 (Values in US\$ million)

Partner state	Country of Origin	HS level	Description of Goods	CIF Values		
Burundi	Uganda	4 digits				
		1005	Maize(Corn)	13.22		
		2523	Portland Cement, Aluminous Cement, Persulphate Cement, Etc	4.50		
		7210	Rolled Iron Or Non-Alloy Steel, >=600Mm Wide, Clad, Plated Or Coated	4.01		
		1511	Palm Oil And Its Fractions	3.82		
		4820	Registers, Account Books, Etc; Albums For Samples, Of Paper, Paperboard	2.83		
		1516	Animal Or Vegetable Fats And Oils And Fractions, Hydrogenated, Etc	2.22		
		2401	Unmanufactured Tobacco; Tobacco Refuse	1.81		
		7214	Iron/Steel Bars And Rods, Forged, Etc (Incl. Twisted), Uncoiled	1.43		
		102	Live Bovine Animals	0.84		
		7208	Hot-Rolled Iron Or Non-Alloy Steel, >=600Mm Wide	0.81		
		3209	Paints And Varnishes, In An Aqueous Medium	0.78		
		714	Roots And Tubers With High Starch Content, Fresh Or Dried	0.78		
		6402	Other Footwear With Outer Soles And Uppers Of Rubber Or Plastics	0.68		
		6114	Other Garments, Knitted Or Crocheted, Nes	0.67		
		4407	Wood Sawn Or Chipped Lengthwise, Sliced Or Peeled, >6Mm Thick	0.65		
		7306	Other Tubes, Pipes And Hollow Profiles Of Iron Or Steel, Welded, Nes	0.59		
		3004	Medicaments Of Mixed Or Unmixed Products, For Retail Sale	0.56		
		4412	Plywood, Veneered Panels And Similar Laminated Wood	0.55		
401	Milk And Cream, Not Concentrated Or Sweetened	0.54				
1102	Cereal Flours, (Excl. Wheat Or Meslin)	0.50				
Tanzania	Kenya	2 Digits				
		84	Nuclear Reactors, Boilers, Mchy & Mech Appliance; Parts	40.12		
		87	Vehicles O/T Railw/Tranw Rool-Stock, Pts & Accessories	30.53		
		27	Mineral Fuels, Oils & Product Of Their Distillation; Etc	28.65		
		30	Pharmaceutical Products	22.06		
		39	Plastics And Articles Thereof	14.54		
		34	Soap, Organic Surface-Active Agents, Washing Prep, Etc	13.66		
		25	Salt; Sulphur; Earth & Ston; Plastering Mat; Lime & Cem	12.89		
		15	Animal/Veg Fats & Oil & Their Cleavage Products; Etc	12.41		
		85	Electrical Mchy Equip Parts Thereof; Sound Recorder Etc	11.52		
		72	Iron And Steel	10.82		
		28	Inorgn Chem; Compds Of Prec Met, Radioact Elements Etc	9.51		
		48	Paper & Paperboard; Art Of Paper Pulp, Paper/Paperboard	7.99		
		73	Articles Of Iron And Steel	7.98		
		70	Glass And Glassware	7.91		
		2	Meat And Edible Meat Offal	7.08		
		76	Aluminium And Articles Thereof	6.92		
		22	Beverages, Spirits And Vinegar	6.73		
		94	Furniture; Bedding, Mattress, Matt Support, Cushion Etc	6.70		
		83	Miscellaneous Articles Of Basee Metal	6.59		
		17	Sugars And Sugar Confectionery	6.56		
				4 Digits		
				2710	Petroleum Oils And Oils Obtained From Bituminous Minerals,Other Than Crude	27.67
				3004	Medicaments Of Mixed Or Unmixed Products, For Retail Sale	13.72
				8411	Turbo-Jets, Turbo-Propellers And Other Gas Turbines	10.64
				3923	Articles For Conveyance Or Packing Of Goods, Of Plastics	10.37
				3401	Soap; Organic Surface-Active Products In Bars, Etc; Paper With Soap,Etc	8.82
				8701	Tractors (Excl. Tractors Of 87.09)	8.68
				8471	Automatic Data Processing Machines...; Magnetic Readers..., Nes	8.54
				2523	Portland Cement, Aluminous Cement, Persulphate Cement, Etc	7.87
				3003	Medicaments With >=2 Constituents Mixed Together, Not For Retail Sale	7.65
				8716	Trailers And Semi-Trailers; Other Vehicles, Not Machanically Propelled	7.44
				7010	Carboys, Bottles, Flasks... Ampoules, Etc; Stoppers, Lids..., Of Glass	7.26
		1704	Sugar Confectionery (Incl. White Chocolate), Not Containing Cocoa	6.16		
		8309	Stoppers, Caps And Lids, Capsules For Bottles... Of Base Metal	5.98		
		1517	Margarine; Edible Preparations Of Animal Or Vegetable Fats Or Oils, Nes	5.37		
		8431	Parts Suitable For Use With The Machinery Of 84.25 To 84.30	5.23		
		8507	Electric Accumulators (Incl. Separators Therefor)	4.99		
		7615	Table, Kitchen, Household And Sanitary Articles... Of Aluminium	4.91		
		8702	Public-Transport Type Passenger Motor Vehicles	4.91		
		2501	Salt/Pure Sodium Chloride Whether Or Not Cont Ant-Caking Agents;Seawater	4.90		
		3808	Insecticides, Rodenticides... And Similar Products, For Retail Sale	4.72		

Table 5a: Intra-EAC Trade of the Major twenty imports, 2011 (Values in US\$ million)

Partner state	Country of Origin	HS level	Description of Goods	CIF Values	
Tanzania	Uganda	2 Digits			
		85	Electrical Mchy Equip Parts Thereof; Sound Recorder Etc	7.06	
		63	Other Made Up Textile Articles; Sets; Worn Clothing Etc	4.15	
		15	Animal/Veg Fats & Oil & Their Cleavage Products; Etc	3.58	
		84	Nuclear Reactors, Boilers, Mchy & Mech Appliance; Parts	3.57	
		64	Footwear, Gaiters And The Like; Parts Of Such Articles	1.87	
		34	Soap, Organic Surface-Active Agents, Washing Prep, Etc	1.81	
		87	Vehicles O/T Railw/Tranw Rool-Stock, Pts & Accessories	1.66	
		62	Art Of Apparel & Clothing Access, Not Knitted/Crocheted	1.51	
		24	Tobacco And Manufactured Tobacco Substitutes	1.38	
		48	Paper & Paperboard; Art Of Paper Pulp, Paper/Paperboard	1.25	
		12	Oil Seed, Oleagi Fruits; Miscell Grain, Seed, Fruit Etc	1.02	
		27	Mineral Fuels, Oils & Product Of Their Distillation; Etc	0.89	
		17	Sugars And Sugar Confectionery	0.89	
		33	Essential Oils & Resinoids; Perf, Cosmetic/Toilet Prep	0.81	
		61	Art Of Apparel & Clothing Access, Knitted Or Crocheted	0.65	
		11	Prod Mill Indust; Malt; Starches; Insulin; Wheat Gluten	0.57	
		23	Residues & Waste From The Food Indust; Prepr Ani Fodder	0.50	
		04	Dairy Prod; Birds' Eggs; Natural Honey; Edible Prod Nes	0.47	
	72	Iron And Steel	0.40		
	90	Optical, Photo, Cine, Meas, Checking, Precision, Etc	0.35		
			4 Digits		
			8502	Electric Generating Sets And Rotary Converters	5.28
			6304	Other Furnishing Articles, Nes (Excl. Of 94.04)	1.97
			6402	Other Footwear With Outer Soles And Uppers Of Rubber Or Plastics	1.86
			3401	Soap; Organic Surface-Active Products In Bars, Etc; Paper With Soap,Etc	1.75
			1511	Palm Oil And Its Fractions Wheather Or Not Refined Not Chemically Modified	1.60
			2401	Unmanufactured Tobacco; Tobacco Refuse	1.38
			6302	Bed Linen, Table Linen, Toilet Linen And Kitchen Linen	1.37
			1512	Sunflower-Seed, Safflower Or Cotton-Seed Oil And Their Fractions	1.35
			1207	Other Oil Seeds And Oleaginous Fruits	1.02
			8474	Machinery For Sorting..., Agglomerating... Earth, Stone, Ores, Etc	0.97
			6209	Bables' Garments And Clothing Accessories	0.93
			4818	Toilet Paper..., Bed Sheets, Etc, Articles Of Clothing, Of Paper...	0.86
			1701	Cane Or Beet Sugar And Chemically Pure Sucrose, In Solid Form	0.85
			8704	Motor Vehicles For The Transport Of Goods	0.81
			6306	Tarpaulins, Etc; Tents; Sails; Camping Equipment	0.73
			8429	Self-Propelled Bulldozers, Angledozer, Graders, Levellers, Etc	0.72
			8504	Electrical Transformers, Static Converters And Inductors	0.65
		1516	Animal Or Vegetable Fats And Oils And Fractions, Hydrogenated, Etc	0.64	
		2710	Petroleum Oils And Oils Obtained From Bituminous Minerals,Other Than Crude	0.63	
		6205	Men'S Or Boys' Shirts	0.58	
	Burundi	2 Digits			
		84	Nuclear Reactors, Boilers, Mchy & Mech Appliance; Parts	0.43	
		87	Vehicles O/T Railw/Tranw Rool-Stock, Pts & Accessories	0.17	
		72	Iron And Steel	0.12	
		85	Electrical Mchy Equip Parts Thereof; Sound Recorder Etc	0.02	
		11	Prod Mill Indust; Malt; Starches; Insulin; Wheat Gluten	0.02	
		39	Plastics And Articles Thereof	0.01	
		24	Tobacco And Manufactured Tobacco Substitutes	0.00	
		94	Furniture; Bedding, Mattress, Matt Support, Cushion Etc	0.00	
		49	Printed Books, Newspapers, Pictures & Other Product Etc	0.00	
		70	Glass And Glassware	0.00	
		52	Cotton	0.00	
		86	Railw/Tramw Locom, Rolling-Stock & Parts Thereof; Etc	0.00	
		83	Miscellaneous Articles Of Basee Metal	0.00	
		62	Art Of Apparel & Clothing Access, Not Knitted/Crocheted	0.00	
	61	Art Of Apparel & Clothing Access, Knitted Or Crocheted	0.00		
	44	Wood And Articles Of Wood; Wood Charcoal	0.00		
	95	Toys, Games & Sports Requisites; Parts & Access Thereof	0.00		
	73	Articles Of Iron And Steel	0.00		
	42	Articles Of Leather; Saddlery/Harness; Travel Goods Etc	0.00		

Table 5a: Intra-EAC Trade of the Major twenty imports, 2011 (Values in US\$ million)

Partner state	Country of Origin	HS level	Description of Goods	CIF Values	
Tanzania	Burundi	4 Digits			
		8429	Self-Propelled Bulldozers, Angledozer, Graders, Levellers, Etc	0.42	
		7204	Ferrous Waste And Scrap; Remelting Scrap Ingots Of Iron Or Steel	0.09	
		8703	Motor Cars And Other Motor Vehicles For The Transport Of Persons	0.07	
		8704	Motor Vehicles For The Transport Of Goods	0.07	
		7215	Other Bars And Rods Of Iron Or Non-Alloy Steel	0.04	
		8701	Tractors (Excl. Tractors Of 87.09)	0.03	
		8502	Electric Generating Sets And Rotary Converters	0.02	
		1102	Cereal Flours, (Excl. Wheat Or Meslin)	0.02	
		3917	Tubes, Pipes And Hoses, And Fittings Therefor, Of Plastics	0.01	
		2402	Cigars, Cigarillos, Cigarettes, Etc, Of Tobacco Or Tobacco Substitutes	0.00	
		8474	Machinery For Sorting..., Agglomerating... Earth, Stone, Ores, Etc	0.00	
		8711	Motocycles (Incl. Mopeds) And Cycles Fitted With An Auxiliary Motor	0.00	
		8414	Air/Vacuum Pumps, Air/Gas Compressors And Fans;Hoods With A Fan	0.00	
		9403	Other Furniture And Parts Thereof	0.00	
		4901	Printed Books, Brochures, Leaflets And Similar Printed Matter	0.00	
		8430	Earth Moving... Machinery, Nes; Pile-Drivers/Extractors; Snow-Ploughs	0.00	
		8501	Electric Motors And Generators (Excl. Generating Sets)	0.00	
	8413	Pumps For Liquids; Liquid Elevators	0.00		
	7013	Glassware Used For Table, Kitchen, Toilet, Office..., Nes	0.00		
	8422	Dish Washing Machines; Machinery For Cleaning..., Filling..., Aerating	0.00		
		Rwanda	2 Digits		
			84	Nuclear Reactors, Boilers, Mchy & Mech Appliance; Parts	0.45
			07	Edible Vegetables And Certain Roots And Tubers	0.31
			73	Articles Of Iron And Steel	0.30
			31	Fertilisers	0.16
			87	Vehicles O/T Railw/Tranw Rool-Stock, Pts & Accessories	0.09
			85	Electrical Mchy Equip Parts Thereof; Sound Recorder Etc	0.04
			45	Cork And Articles Of Cork	0.04
			52	Cotton	0.03
			94	Furniture; Bedding, Mattress, Matt Support, Cushion Etc	0.03
			20	Prep Of Vegetable, Fruit, Nuts Or Other Parts Of Plants	0.02
			22	Beverages, Spirits And Vinegar	0.02
			39	Plastics And Articles Thereof	0.02
			82	Tool, Implement, Cutlery, Spoon & Fork, Of Base Met Etc	0.01
			83	Miscellaneous Articles Of Basee Metal	0.01
			62	Art Of Apparel & Clothing Access, Not Knitted/Crocheted	0.01
			47	Pulp Of Wood/Of Other Fibrous Cellulosic Mat; Waste Etc	0.01
	96		Miscellaneous Manufactured Articles	0.01	
	38		Miscellaneous Chemical Products	0.01	
	72	Iron And Steel	0.01		
	69	Ceramic Products	0.00		
		4 Digits			
		8426	Derricks; Cranes; Mobile Lifting Frames... Trucks Fitted With A Crane	0.32	
		7308	Iron/Steel Structures And Parts Thereof; Plates, Rods... Therefor	0.30	
		0701	Potatoes, Fresh Or Chilled	0.27	
		3105	Mineral Or Chemical Fertilizers, Nes; Other Fertilizers; Goods =<10Kg	0.17	
		8703	Motor Cars And Other Motor Vehicles For The Transport Of Persons	0.07	
		8429	Self-Propelled Bulldozers, Angledozer, Graders, Levellers, Etc	0.06	
		8430	Earth Moving... Machinery, Nes; Pile-Drivers/Extractors; Snow-Ploughs	0.04	
		4503	Articles Of Natural Cork	0.04	
		0710	Vegetables, Frozen	0.03	
		5208	Woven Fabrics Of Cotton, With >=85% Cotton, But <200G/M2	0.03	
		2009	Fruit Juices (Incl. Grape Must) And Vegetable Juices, Unfermented	0.02	
		8501	Electric Motors And Generators (Excl. Generating Sets)	0.02	
		9404	Mattress Supports; Articles Of Bedding, Sprung, Stuffed, Etc	0.01	
		8517	Electrical Apparatus For Line Telephony Or Line Telegraphy	0.01	
		2202	Waters (Incl. Mineral And Aerated), With Added Sugar...(Incl. Sweetened)	0.01	
		8459	Machine-Tools For Drilling, Boring, Milling... By Removing Metal	0.01	
		8302	Base Metal Mountings, Fittings...; Hat-Racks...; Door Closers	0.01	
		3902	Polymers Of Propylene Or Of Other Olefins, In Primary Forms	0.01	
		8414	Air/Vacuum Pumps, Air/Gas Compressors And Fans;Hoods With A Fan	0.01	
		4707	Waste And Scrap Of Paper Or Paperboard	0.01	

Source: Partner States' Revenue Authorities

Table 5b: Intra-EAC Trade of the Major twenty imports, 2012 (Values in US\$ million)

Partner state	Country of Origin	HS level	Description of Goods	CIF Values	
Uganda	Kenya	2 digits			
		25	Salt; Sulphur; Earth & Ston; Plastering Mat; Lime & Cem	86.46	
		27	Mineral Fuels, Oils & Product Of Their Distillation; Etc	70.11	
		22	Beverages, Spirits And Vinegar	46.57	
		72	Iron And Steel	41.91	
		39	Plastics And Articles Thereof	38.69	
		30	Pharmaceutical Products	21.34	
		48	Paper & Paperboard; Art Of Paper Pulp, Paper/Paperboard	21.24	
		87	Vehicles O/T Railw/Tramw Roll-Stock, Pts & Accessories	20.13	
		34	Soap, Organic Surface-Active Agents, Washing Prep, Etc	18.42	
		84	Nuclear Reactors, Boilers, Mchy & Mech Appliance; Parts	15.89	
		15	Animal/Veg Fats & Oils & Their Cleavage Products; Etc	14.03	
		17	Sugars And Sugar Confectionery	12.85	
		85	Electrical Mchy Equip Parts Thereof; Sound Recorder Etc	12.77	
		21	Miscellaneous edible preparations.	12.41	
		31	Fertilisers	11.41	
		24	Tobacco And Manufactured Tobacco Substitutes	10.48	
		73	Articles of iron or steel.	10.10	
		70	Glass And Glassware	9.43	
		10	Cereals	9.26	
		28	Inorgn Chem; Compsd Of Prec Met, Radioact Elements Etc	9.10	
			4 digits		
			2523	Portland Cement, Aluminous Cement, Slag Cement, Supersulphate Cement	57.88
			2710	Petroleum Oils, Oils from Bituminous Minerals, not Crude; preparations n.e.s.	55.20
			2501	Salt (including Table Salt and Denatured Salt); Pure Sodium Chloride	24.12
			7209	Iron or Non-alloy Steel; Flat-rolled Products, Width of 600mm or more, Cold- Rolled	23.70
			2207	Ethyl Alcohol, Undenatured; of an Alcoholic Strength by Volume of 80% Vol. or Higher	20.16
			3923	Plastic articles for the Conveyance or Packing of Goods;	20.13
		2203	Beer made from Malt	18.21	
		3004	Medicaments; (not Goods of Heading No. 3002, 3005 or 3006)	17.92	
		7210	Iron or Non-alloy Steel; Flat-rolled Products, Width of 600mm or more, Clad, Plated or Coated	13.05	
		1704	Sugar Confectionery (including White Chocolate), not containing Cocoa	11.76	
		2402	Cigars, Cheroots, Cigarillos and Cigarettes; of Tobacco or of Tobacco Substitutes	10.48	
		3402	Organic Surface-active Agents (not Soap); Surface-active, Washing (including Auxiliary Washing)	10.39	
		4819	Cartons, Boxes, Cases, Bags and the like, of Paper, Paperboard, Cellulose Wadding or Fibres	10.27	
		7010	Carboys, Bottles, Flasks, Jars, Pots, Phials, Ampoules, Containers of Glass of a kind	8.84	
		2716	Electrical Energy	8.63	
		1517	Margarine; Edible Mixtures or preparations of Animal or Vegetable Fats or Oils	8.29	
		8716	Trailers and Semi-trailers; other Vehicles, not Mechanically Propelled; Parts thereof	7.75	
	8309	Stoppers, Caps, Lids (including Crown Corks, Screw Caps, Pouring Stoppers)	7.12		
	8471	Automatic data processing machines...; magnetic re	7.08		
	3105	Fertilizers; Mineral, Chemical, containing 2 or 3 of the Elements Nitrogen, Phosphorus	6.38		
	Tanzania	2 digits			
		27	Mineral Fuels, Oils & Product Of Their Distillation; Etc	6.63	
		10	Cereals	4.89	
		48	Paper & Paperboard; Art Of Paper Pulp, Paper/Paperboard	4.16	
		85	Electrical Mchy Equip Parts Thereof; Sound Recorder Etc	4.14	
		63	Other Made Up Textile Articles; Sets; Worn Clothing Etc	3.92	
		70	Glass And Glassware	3.49	
		22	Beverages, Spirits And Vinegar	3.29	
		84	Nuclear Reactors, Boilers, Mchy & Mech Appliance; Parts	2.72	
		89	Ships, boats and floating structures	2.23	
		72	Iron And Steel	2.10	
		39	Plastics And Articles Thereof	2.09	
		09	Coffee, Tea, Mate And Spices	1.24	
		31	Fertilisers	0.99	
		07	Edible Vegetables And Certain Roots And Tubers	0.98	
		15	Animal/Veg Fats & Oils & Their Cleavage Products; Etc	0.80	
		17	Sugars And Sugar Confectionery	0.65	
		03	Fish & Crustacean, Mollusc & Other Aquatic Invertebrate	0.53	
		23	Residues and waste from the food industries; prepa	0.50	
		33	Essential Oils & Resinoids; Perf, Cosmetic/Toilet Prep	0.45	
		56	Wadding, Felt & Nonwoven; Yarns; Twine, Cordage, Etc	0.41	

Table 5b: Intra-EAC Trade of the Major twenty imports, 2012 (Values in US\$ million)

Partner state	Country of Origin	HS level	Description of Goods	CIF Values	
Uganda	Tanzania	4 digits			
		2710	Petroleum oils and oils obtained from bituminous minerals, other than crude	5.35	
		8504	Electrical transformers, static converters and inductors	3.69	
		1006	Rice	3.63	
		4819	Cartons, boxes, etc; box files, etc, of paper, paperboard, etc	3.56	
		7010	Carboys, bottles, flasks... Ampoules, etc; stoppers, lids..., of glass	3.48	
		2207	Ethyl alcohol, undenatured of >=80% alcohol, denatured spirits	3.21	
		6304	Other furnishing articles, nes (excl. Of 94.04)	2.46	
		8901	Cruise ships, excursion boats, etc, for transport of people or goods	2.23	
		6305	Sacks and bags, used for packing goods	1.42	
		7210	Rolled iron or non-alloy steel, >=600mm wide, clad, plated or coated	1.30	
		0901	Coffee; coffee husks and skins; coffee substitutes containing coffee	1.23	
		2711	Petroleum gases and other gaseous hydrocarbons	1.17	
		3923	Articles for conveyance or packing of goods, of plastics	1.09	
		8474	Machinery for sorting..., agglomerating... Earth, stone, ores, etc	0.82	
		1512	Sunflower-seed, safflower or cotton-seed oil and their fractions	0.77	
		3920	Other plates..., of plastics, not reinforced, etc	0.77	
		8431	Parts suitable for use with the machinery of 84.25 to 84.30	0.67	
		3102	Mineral or chemical fertilizers, nitrogenous	0.67	
	1701	Cane or beet sugar and chemically pure sucrose, in solid form	0.54		
	1007	Grain sorghum	0.54		
	Rwanda	2 digits	72	Iron and steel.	3.06
			41	Raw hides and skins (other than furskins) and leather.	0.38
			87	Vehicles other than railway or tramway rolling-stock, and parts and accessories thereof.	0.36
			27	Mineral fuels, mineral oils and products of their distillation; bituminous substances; mineral wax	0.29
			09	Coffee, tea, maté and spices.	0.15
			39	Plastics and articles thereof.	0.14
			85	Electrical machinery and equipment and parts thereof; sound recorders and reproducers	0.13
			84	Nuclear reactors, boilers, machinery and mechanical appliances; parts thereof.	0.12
			73	Articles of iron or steel.	0.08
			44	Wood and articles of wood; wood charcoal.	0.07
			70	Glass and glassware.	0.07
			22	Beverages, spirits and vinegar.	0.06
			55	Man-made staple fibres.	0.06
		33	Essential oils and resinoids; perfumery, cosmetic or toilet preparations.	0.05	
		92	Musical instruments; parts and accessories of such articles.	0.04	
		82	Tools, implements, cutlery, spoons and forks, of base metal; parts thereof of base metal.	0.04	
		63	Other made up textile articles; sets; worn clothing and worn textile articles; rags.	0.04	
		64	Footwear, gaiters and the like; parts of such articles.	0.04	
34		Soap, organic surface-active agents, washing preparations, lubricating preparations, artificial wax	0.04		
94		Furniture; bedding, mattresses, mattress supports, cushions and similar stuffed furnishings; lamps	0.02		
4 digits		7204	Ferrous waste and scrap; remelting scrap ingots of iron or steel	2.97	
		4101	Raw hides and skins of bovine or equine animals, not tanned	0.38	
		8705	Special purpose motor vehicles (eg crane, fire-fighting, etc, vehicles)	0.34	
		2716	Electrical energy	0.26	
		901	Coffee; coffee husks and skins; coffee substitutes containing coffee	0.15	
		3923	Articles for conveyance or packing of goods, of plastics	0.14	
		7214	Iron/steel bars and rods, forged, etc (incl. Twisted), uncoiled	0.09	
		8426	Derricks; cranes; mobile lifting frames... Trucks fitted with a crane	0.09	
		7311	Containers for compressed or liquified gas, of iron or steel	0.07	
		4413	Densified wood, in blocks, plates, strips or profile shapes	0.07	
	7010	Carboys, bottles, flasks... Ampoules, etc; stoppers, lids..., of glass	0.06		
	5513	Woven fabrics, <85% synthetic staple fibres, with cotton, =<170g/m2	0.06		
	8525	Radio-communication/television transmission apparatus; tv cameras	0.05		
	3304	Beauty, make-up, skin-care (incl. Suntan), manicure... Preparations	0.05		
	2203	Beer made from malt	0.04		
	3401	Soap; organic surface-active products in bars, etc; paper with soap, etc	0.03		
	9207	Musical instruments with electrically produced or amplified sound	0.03		
8205	Hand tools, nes; blow lamps; vices, clamps, etc; anvils, etc	0.03			
6402	Other footwear with outer soles and uppers of rubber or plastics	0.03			
2202	Waters (incl. Mineral and aerated), with added sugar...(incl. Sweetened)	0.02			

Table 5b: Intra-EAC Trade of the Major twenty imports, 2012 (Values in US\$ million)

Partner state	Country of Origin	HS level	Description of Goods	CIF Values		
Uganda	Burundi	2 digits				
		72	Iron and steel.	0.56		
		09	Coffee, tea, maté and spices.	0.24		
		39	Plastics and articles thereof.	0.24		
		84	Nuclear reactors, boilers, machinery and mechanical appliances; parts thereof.	0.18		
		41	Raw hides and skins (other than furskins) and leather.	0.13		
		70	Glass and glassware.	0.05		
		22	Beverages, spirits and vinegar.	0.01		
		87	Vehicles other than railway or tramway rolling-stock, and parts and accessories thereof.	0.00		
		73	Articles of iron or steel.	0.00		
		05	Products of animal origin, not elsewhere specified or included.	0.00		
		82	Tools, implements, cutlery, spoons and forks, of base metal; parts thereof of base metal.	0.00		
		63	Other made up textile articles; sets; worn clothing and worn textile articles; rags.	0.00		
		85	Electrical machinery and equipment and parts thereof; sound recorders and reproducers	0.00		
		12	Oil seeds and oleaginous fruits; miscellaneous grains, seeds and fruit; industrial or medicinal pla	0.00		
		25	Salt; sulphur; earths and stone; plastering materials, lime and cement.	0.00		
		94	Furniture; bedding, mattresses, mattress supports, cushions and similar stuffed furnishings; lamps	0.00		
		65	Headgear and parts thereof.	0.00		
		64	Footwear, gaiters and the like; parts of such articles.	0.00		
		40	Rubber and articles thereof.	0.00		
		62	Articles of apparel and clothing accessories, not knitted or crocheted.	0.00		
				4 digits		
				7204	Ferrous waste and scrap; remelting scrap ingots of iron or steel	0.56
				0901	Coffee; coffee husks and skins; coffee substitutes containing coffee	0.24
				3923	Articles for conveyance or packing of goods, of plastics	0.24
				8478	Machinery for preparing or making up tobacco, nes	0.15
				4101	Raw hides and skins of bovine or equine animals, not tanned	0.13
				7010	Carboys, bottles, flasks... Ampoules, etc; stoppers, lids..., of glass	0.05
				2203	Beer made from malt	0.01
				8477	Machinery for working rubber/plastics or making products thereof,nes	0.01
				8414	Air/vacuum pumps, air/gas compressors and fans;hoods with a fan	0.01
				8704	Motor vehicles for the transport of goods	0.00
				8474	Machinery for sorting..., agglomerating... Earth, stone, ores, etc	0.00
				8438	Machinery, nes, for the industrial preparation of food or drink	0.00
				7308	Iron/steel structures and parts thereof; plates, rods... Therefor	0.00
				8424	Appliances for spraying...liquids/powder; fire extinguishers, etc	0.00
				8471	Automatic data processing machines...; magnetic readers..., nes	0.00
				0507	Ivory, tortoise-shell, whalebone and whalebone hair, etc, unworked	0.00
				8443	Printing machinery; machines for uses ancillary to printing	0.00
		3909	Amino-resins, phenolic resins and polyurethanes, in primary forms	0.00		
		8473	Parts and accessories suitable for machines of 84.69 to 84.72	0.00		
		2208	Undenatured ethyl alcohol of an alcoholic strength <80%; spirits, etc	0.00		
Kenya	Uganda	2 digits				
		10	Cereals.	35.97		
		07	Edible vegetables and certain roots and tubers.	32.61		
		17	Sugars and sugar confectionery.	24.40		
		12	Oil seeds and oleaginous fruits; miscellaneous gra	19.56		
		04	Dairy produce; birds' eggs; natural honey; edible	16.38		
		24	Tobacco and manufactured tobacco substitutes.	14.18		
		23	Residues and waste from the food industries; prepa	6.88		
		09	Coffee, tea, maté and spices.	4.26		
		44	Wood and articles of wood; wood charcoal.	3.23		
		15	Animal or vegetable fats and oils and their cleava	3.12		
		41	Raw hides and skins (other than furskins) and leat	2.81		
		48	Paper and paperboard; articles of paper pulp, of p	2.80		
		52	Cotton.	2.11		
		72	Iron and steel.	1.95		
		08	Edible fruit and nuts; peel of citrus fruit or mel	1.52		
		22	Beverages, spirits and vinegar.	1.48		
		90	Optical, photographic, cinematographic, measuring,	1.13		
		20	Preparations of vegetables, fruit, nuts or other p	0.89		
		01	Live animals.	0.64		
30	Pharmaceutical products.	0.53				

Table 5b: Intra-EAC Trade of the Major twenty imports, 2012 (Values in US\$ million)

Partner state	Country of Origin	HS level	Description of Goods	CIF Values	
Kenya	Uganda	4 digits			
		0713	Dried leguminous vegetables, shelled	25.77	
		1701	Cane or beet sugar and chemically pure sucrose, in	23.96	
		1005	Maize(corn)	21.44	
		2401	Unmanufactured tobacco; tobacco refuse	14.16	
		0402	Milk and cream, concentrated or sweetened	10.68	
		1008	Buckwheat, millet and canary seed and other cereal	10.32	
		1207	Other oil seeds and oleaginous fruits	6.70	
		1201	Soya beans	6.64	
		1202	Ground-nuts, not roasted or otherwise cooked	5.43	
		0401	Milk and cream, not concentrated or sweetened	4.95	
		0708	Leguminous vegetables, shelled or unshelled, fresh o	4.53	
		0902	Tea	4.25	
		1007	Grain sorghum	3.86	
		2302	Brans, sharps and other residues, derived from wor	2.46	
		4104	Leather of bovine or equine animals, without hair	2.40	
		4410	Particle board and similar board of wood or other	2.26	
		0714	Roots and tubers with high starch content, fresh o	2.25	
	2306	Oil-cake and other solid residues, of vegetable fa	2.22		
	5203	Cotton, carded or combed	1.86		
	1512	Sunflower-seed, safflower or cotton-seed oil and t	1.85		
		Tanzania	2 digits		
			10	Cereals.	43.98
			48	Paper and paperboard; articles of paper pulp, of p	21.45
			63	Other made up textile articles; sets; worn clothin	17.37
			22	Beverages, spirits and vinegar.	7.71
			73	Articles of iron or steel.	7.40
			27	Mineral fuels, mineral oils and products of their	7.20
			23	Residues and waste from the food industries; prepa	6.45
			05	Products of animal origin, not elsewhere specified	6.32
			52	Cotton.	5.65
			07	Edible vegetables and certain roots and tubers.	5.11
			39	Plastics and articles thereof.	4.39
			88	Aircraft, spacecraft, and parts thereof.	3.82
			44	Wood and articles of wood; wood charcoal.	3.41
			84	Nuclear reactors, boilers, machinery and mechanica	2.79
			85	Electrical machinery and equipment and parts there	2.68
			60	Knitted or crocheted fabrics.	2.58
			26	Ores, slag and ash.	2.29
	03	Fish and crustaceans, molluscs and other aquatic i	1.79		
	55	Man-made staple fibres.	1.68		
	33	Essential oils and resinoids; perfumery, cosmetic	1.39		
		4 digits			
		1005	Maize(corn)	38.56	
		4804	Uncoated kraft paper and paperboard, in rolls or s	18.04	
		6304	Other furnishing articles, nes (excl. Of 94.04)	12.41	
		0511	Animal products, nes; dead of chapters 1 and 3, un	6.32	
		2306	Oil-cake and other solid residues, of vegetable fa	5.08	
		2711	Petroleum gases and other gaseous hydrocarbons	4.28	
		6305	Sacks and bags, used for packing goods	4.21	
		1007	Grain sorghum	4.07	
		3923	Articles for conveyance or packing of goods, of pl	3.85	
		8802	Other aircraft (eg helicopters, aeroplanes); space	3.73	
		7306	Other tubes, pipes and hollow profiles of iron or	3.61	
		0713	Dried leguminous vegetables, shelled	3.07	
		2203	Beer made from malt	2.99	
		6006	Other knitted or crocheted fabrics.	2.58	
		4821	Paper or paperboard labels of all kinds, whether o	2.55	
		2606	Aluminium ores	2.29	
		4403	Wood in the rough or roughly squared	2.29	
		5205	Cotton yarn, with >=85% cotton, not put up for ret	2.11	
		5203	Cotton, carded or combed	1.97	
		7305	Other circular tubes and pipes, diameter >406.4mm,	1.71	

Table 5b: Intra-EAC Trade of the Major twenty imports, 2012 (Values in US\$ million)

Partner state	Country of Origin	HS level	Description of Goods	CIF Values		
Kenya	Rwanda	2 digits				
		41	Raw hides and skins (other than furskins) and leat	7.81		
		09	Coffee, tea, maté and spices.	1.39		
		72	Iron and steel.	0.24		
		07	Edible vegetables and certain roots and tubers.	0.13		
		85	Electrical machinery and equipment and parts there	0.04		
		63	Other made up textile articles; sets; worn clothin	0.03		
		25	Salt; sulphur; earths and stone; plastering materi	0.02		
		49	Printed books, newspapers, pictures and other prod	0.01		
		84	Nuclear reactors, boilers, machinery and mechanica	0.01		
		97	Works of art, collectors' pieces and antiques.	0.00		
		73	Articles of iron or steel.	0.00		
		88	Aircraft, spacecraft, and parts thereof.	0.00		
		95	Toys, games and sports requisites; parts and acces	0.00		
		69	Ceramic products.	0.00		
		94	Furniture; bedding, mattresses, mattress supports,	0.00		
		70	Glass and glassware.	0.00		
		42	Articles of leather; saddlery and harness; travel	0.00		
		39	Plastics and articles thereof.	0.00		
		82	Tools, implements, cutlery, spoons and forks, of b	0.00		
		30	Pharmaceutical products.	0.00		
			4 digits			
			4103	Other raw hides and skins, fresh or preserved, not	4.98	
			4101	Raw hides and skins of bovine or equine animals, n	2.82	
			0902	Tea	1.06	
			0901	Coffee; coffee husks and skins; coffee substitutes	0.34	
			7214	Iron/steel bars and rods, forged, etc (incl. Twist	0.24	
			0708	Leguminous vegetables, shelled or unshelled, fresh	0.13	
			6309	Worn clothing	0.03	
			8517	Electrical apparatus for line telephony or line te	0.01	
			4106	Goat or kid skin leather, without hair on	0.01	
			4901	Printed books, brochures, leaflets and similar pri	0.01	
			2506	Quartz; quartzite	0.01	
			8516	Electric water and space heaters, hair-dressing ap	0.01	
			2530	Mineral substances not elsewhere specified or incl	0.01	
			8528	Television receivers (incl. Video monitors and vid	0.01	
			8525	Radio-communication/television transmission appara	0.00	
			9703	Sculptures and statuary, in any material	0.00	
		8473	Parts and accessories suitable for machines of 84.	0.00		
		8518	Microphones; loudspeakers; headphones...; electric	0.00		
		8803	Parts of goods of 88.01 or 88.02	0.00		
		8521	Video recording or reproducing apparatus	0.00		
		Burundi	2 digits			
		41	Raw hides and skins (other than furskins) and leat	3.41		
		09	Coffee, tea, maté and spices.	0.24		
		63	Other made up textile articles; sets; worn clothin	0.01		
		85	Electrical machinery and equipment and parts there	0.00		
		25	Salt; sulphur; earths and stone; plastering materi	0.00		
		84	Nuclear reactors, boilers, machinery and mechanica	0.00		
		4 digits				
		4103	Other raw hides and skins, fresh or preserved, not	1.96		
		4101	Raw hides and skins of bovine or equine animals, n	1.37		
		0902	Tea	0.24		
		4104	Leather of bovine or equine animals, without hair	0.08		
		6309	Worn clothing	0.01		
		8517	Electrical apparatus for line telephony or line te	0.00		
		2508	Other clays, andalusite, kyanite, etc; mullite; ch	0.00		
		8516	Electric water and space heaters, hair-dressing ap	0.00		
		6307	Other made up articles (incl. Dress patterns)	0.00		
		8450	Household or laundry-type washing machines (incl.	0.00		
		8508	Electro-mechanical tools for working in the hand,	0.00		
		8528	Television receivers (incl. Video monitors and vid	0.00		
		8414	Air/vacuum pumps, air/gas compressors and fans;hoo	0.00		
		8504	Electrical transformers, static converters and ind	0.00		
		8544	Insulated wire, cable, etc; optical fibre cables	0.00		

Table 5b: Intra-EAC Trade of the Major twenty imports, 2012 (Values in US\$ million)

Partner state	Country of Origin	HS level	Description of Goods	CIF Values		
Rwanda	Kenya	2 digits				
		72	Iron and steel	17.33		
		15	Animal or vegetable fats and oils and their cleavage products;prepared edible fats	10.71		
		27	Mineral fuels, mineral oils and products of their distillation;bituminous substances; mineral waxe	9.43		
		30	Pharmaceutical products	8.08		
		84	Nuclear reactors, boilers, machineryand mechanical appliances; parts thereof	7.70		
		39	Plastics and articles thereof	7.66		
		85	Electrical machinery and equipment and parts thereof;sound recorders and reproducers	6.95		
		48	Paper and paperboard; articles of paper pulp,of paper or of paperboard	6.83		
		25	Salt; sulphur; earths and stone;plastering materials, lime and cement	6.10		
		64	Footwear, gaiters and the like; parts of such articles	4.96		
		24	Tobacco and manufactured tobacco substitutes	4.02		
		73	Articles of iron or steel	4.01		
		34	Soap, organic surface-active agents, washing preparations,lubricating preparations, artificial wax	3.74		
		17	Sugars and sugar confectionery	3.54		
		49	Printed books, newspapers, pictures and other products of the printing industry; manuscripts	2.78		
		28	Inorganic chemicals; organic or inorganic compounds of precious metals, of rare-earth metals	2.29		
		94	Furniture; bedding, mattresses, mattress supports,cushions and similar stuffed furnishings; lamps	1.95		
		76	Aluminium and articles thereof	1.78		
		87	Vehicles other than railway or tramway rolling?stock,and parts and accessories thereof	1.71		
		32	Tanning or dyeing extracts; tannins and their derivatives; dyes,pigments and other colouring matte	1.67		
				4 digits		
				7210	Flat-rolled products of iron or non-alloy steel, of a width of 600 mm or more, clad, pla	11.48
				2710	Petroleum oils and oils obtained from bituminous minerals, other than crude; preparation	8.54
				3004	Medicaments (excluding goods of heading 30.02, 30.05 or 30.06) consisting of mixed or un	7.40
				1511	Palm oil and its fractions, whether or not refined, but not chemically modified.	6.47
				2402	Cigars, cheroots, cigarillos and cigarettes, of tobacco or of tobacco substitutes.	4.02
				2501	Salt (including table salt and denatured salt) and pure sodium chloride, whether or not	3.87
				4819	Cartons, boxes, cases, bags and other packing containers, of paper, paperboard, cellulose	3.65
				1704	Sugar confectionery (including white chocolate), not containing cocoa.	3.40
				3924	Tableware, kitchenware, other household articles and toilet articles, of plastics.	2.65
				6402	Other footwear with outer soles and uppers of rubber or plastics.	2.44
				8471	Automatic data processing machines and units thereof; magnetic or optical readers, machi	2.38
				4901	Printed books, brochures, leaflets and similar printed matter, whether or not in single	2.25
				3402	Organic surface-active agents (other than soap); surface-active preparations, washing pr	1.99
				8544	Insulated (including enamelled or anodised) wire, cable (including co-axial cable) and o	1.92
				6401	Waterproof footwear with outer soles and uppers of rubber or of plastics, the uppers of	1.87
				7214	Other bars and rods of iron or non-alloy steel, not further worked than forged, hot-roll	1.86
				7216	Angles, shapes and sections of iron or non-alloy steel.	1.84
		2523	Portland cement, aluminous cement, slag cement, supersulphate cement and similar hydraul	1.83		
		3917	Tubes, pipes and hoses, and fittings therefor (for example, joints, elbows, flanges), of	1.72		
		7306	Other tubes, pipes and hollow profiles (for example, open seam or welded, riveted or sim	1.70		
	Tanzania	2 digits				
		31	Fertilisers	14.59		
		25	Salt; sulphur; earths and stone;plastering materials, lime and cement	9.22		
		17	Sugars and sugar confectionery	7.41		
		12	Oil seeds and oleaginous fruits; miscellaneous grains,seeds and fruit; industrial or medicinal plan	6.89		
		72	Iron and steel	5.41		
		03	Fish and crustaceans, molluscs and other aquatic invertebrates	4.67		
		27	Mineral fuels, mineral oils and products of their distillation;bituminous substances; mineral waxe	3.67		
		10	Cereals	3.66		
		04	Dairy produce; birds' eggs; natural honey;edible products of animal origin,not elsewhere specified	3.32		
		70	Ceramic products	2.54		
		33	Essential oils and resinoids; perfumery,cosmetic or toilet preparations	2.06		
		07	Edible vegetables and certain roots and tubers	2.00		
		39	Plastics and articles thereof	1.92		
		63	Other made up textile articles; sets;worn clothing and worn textile articles; rags	1.71		
		22	Beverages, spirits and vinegar	1.03		
		48	Paper and paperboard; articles of paper pulp,of paper or of paperboard	0.94		
		08	Edible fruit and nuts; peel of citrus fruit or melons	0.65		
		85	Electrical machinery and equipment and parts thereof;sound recorders and reproducers	0.52		
		36	Explosives; pyrotechnic products; matches;pyrophoric alloys; certain combustible preparations	0.51		
		19	Preparations of cereals, flour, starch or milk;pastrycooks' products	0.50		

Table 5b: Intra-EAC Trade of the Major twenty imports, 2012 (Values in US\$ million)

Partner state	Country of Origin	HS level	Description of Goods	CIF Values	
Rwanda	Tanzania	4 digits			
		3105	Mineral or chemical fertilisers containing two or three of the fertilising elements nitr	12.19	
		2523	Portland cement, aluminous cement, slag cement, supersulphate cement and similar hydraul	8.94	
		1701	Cane or beet sugar and chemically pure sucrose, in solid form.	7.39	
		7214	Other bars and rods of iron or non-alloy steel, not further worked than forged, hot-roll	5.05	
		1202	Ground-nuts, not roasted or otherwise cooked, whether or not shelled or broken.	4.66	
		0305	Fish, dried, salted or in brine; smoked fish, whether or not cooked before or during the	4.62	
		0409	Natural honey.	3.32	
		7010	Carboys, bottles, flasks, jars, pots, phials, ampoules and other containers, of glass, o	2.52	
		1211	Plants and parts of plants (including seeds and fruits), of a kind used primarily in per	2.21	
		2712	Petroleum jelly; paraffin wax, micro-crystalline petroleum wax, slack wax, ozokerite, li	1.99	
		1006	Rice.	1.94	
		3304	Beauty or make-up preparations and preparations for the care of the skin (other than med	1.67	
		6305	Sacks and bags, of a kind used for the packing of goods.	1.60	
		3102	Mineral or chemical fertilisers, nitrogenous.	1.49	
		2711	Petroleum gases and other gaseous hydrocarbons.	1.42	
		1005	Maize (corn).	1.07	
		2202	Waters, including mineral waters and aerated waters, containing added sugar or other swe	0.97	
		3104	Mineral or chemical fertilisers, potassic.	0.90	
	3923	Articles for the conveyance or packing of goods, of plastics; stoppers, lids, caps and o	0.66		
	3917	Tubes, pipes and hoses, and fittings therefor (for example, joints, elbows, flanges), of	0.63		
	Uganda	2 digits	15	Animal or vegetable fats and oils and their cleavage products;prepared edible fats	58.28
			25	Salt; sulphur; earths and stone;plastering materials, lime and cement	56.96
			34	Soap, organic surface-active agents, washing preparations,lubricating preparations, artificial wax	16.53
			63	Other made up textile articles; sets;worn clothing and worn textile articles; rags	13.41
			72	Iron and steel	9.99
			10	Cereals	9.54
			17	Sugars and sugar confectionery	9.31
			73	Articles of iron or steel	5.01
			48	Paper and paperboard; articles of paper pulp,of paper or of paperboard	4.74
			20	Preparations of vegetables, fruit, nuts or other parts of plants	4.65
			39	Plastics and articles thereof	3.90
			32	Tanning or dyeing extracts; tannins and their derivatives; dyes,pigments and other colouring matte	3.64
			22	Beverages, spirits and vinegar	3.49
			01	Live animals	3.27
			19	Preparations of cereals, flour, starch or milk;pastrycooks' products	3.01
		03	Fish and crustaceans, molluscs and other aquatic invertebrates	2.83	
		44	Wood and articles of wood; wood charcoal	2.68	
		33	Essential oils and resinoids; perfumery,cosmetic or toilet preparations	2.53	
30		Pharmaceutical products	1.70		
12		Oil seeds and oleaginous fruits; miscellaneous grains,seeds and fruit; industrial or medicinal plan	1.58		
4 digits		2523	Portland cement, aluminous cement, slag cement, supersulphate cement and similar hydraul	55.68	
		1516	Animal or vegetable fats and oils and their fractions, partly or wholly hydrogenated, in	28.32	
		1511	Palm oil and its fractions, whether or not refined, but not chemically modified.	25.35	
		3401	Soap; organic surface-active products and preparations for use as soap, in the form of b	13.96	
		6309	Worn clothing and other worn articles.	12.50	
		1701	Cane or beet sugar and chemically pure sucrose, in solid form.	9.11	
		1005	Maize (corn).	7.83	
		2009	Fruit juices (including grape must) and vegetable juices, unfermented and not containing	4.65	
		1512	Sunflower-seed, safflower or cotton-seed oil and fractions thereof, whether or not refin	3.49	
		4819	Cartons, boxes, cases, bags and other packing containers, of paper, paperboard, cellulose	3.33	
	3208	Paints and varnishes (including enamels and lacquers) based on synthetic polymers or che	3.21		
	0102	Live bovine animals.	3.08		
	7304	Tubes, pipes and hollow profiles, seamless, of iron (other than cast iron) or steel.	2.71		
	7214	Other bars and rods of iron or non-alloy steel, not further worked than forged, hot-roll	2.63		
	3402	Organic surface-active agents (other than soap); surface-active preparations, washing pr	2.53		
1905	Bread, pastry, cakes, biscuits and other bakers' wares, whether or not containing cocoa;	2.49			
2208	Undenatured ethyl alcohol of an alcoholic strength by volume of less than 80 % vol; spir	2.46			
7210	Flat-rolled products of iron or non-alloy steel, of a width of 600 mm or more, clad, pla	2.42			
0305	Fish, dried, salted or in brine; smoked fish, whether or not cooked before or during the	2.08			
3917	Tubes, pipes and hoses, and fittings therefor (for example, joints, elbows, flanges), of	1.96			

Table 5b: Intra-EAC Trade of the Major twenty imports, 2012 (Values in US\$ million)

Partner state	Country of Origin	HS level	Description of Goods	CIF Values		
Rwanda	Burundi	2 digits				
		34	Soap, organic surface-active agents, washing preparations, lubricating preparations, artificial wax	6.67		
		09	Coffee, tea, mate and spices	0.72		
		07	Edible vegetables and certain roots and tubers	0.45		
		08	Edible fruit and nuts; peel of citrus fruit or melons	0.43		
		39	Plastics and articles thereof	0.31		
		10	Cereals	0.28		
		70	Ceramic products	0.28		
		87	Vehicles other than railway or tramway rolling stock, and parts and accessories thereof	0.25		
		03	Fish and crustaceans, molluscs and other aquatic invertebrates	0.22		
		72	Iron and steel	0.21		
		22	Beverages, spirits and vinegar	0.19		
		84	Nuclear reactors, boilers, machinery and mechanical appliances; parts thereof	0.18		
		85	Electrical machinery and equipment and parts thereof; sound recorders and reproducers	0.10		
		11	Products of the milling industry; malt; starches; inulin; wheat gluten	0.08		
		15	Animal or vegetable fats and oils and their cleavage products; prepared edible fats	0.08		
		63	Other made up textile articles; sets; worn clothing and worn textile articles; rags	0.07		
		73	Articles of iron or steel	0.06		
		24	Tobacco and manufactured tobacco substitutes	0.06		
		30	Pharmaceutical products	0.05		
		23	Residues and waste from the food industries; prepared animal fodder	0.03		
				4 digits		
				6810	Soap; organic surface-active products and preparations for use as soap, in the form of b	6.67
				1211	Coffee, whether or not roasted or decaffeinated; coffee husks and skins; coffee substitu	0.69
				4901	Carboys, bottles, flasks, jars, pots, phials, ampoules and other containers, of glass, o	0.28
				9113	Other fruit, fresh.	0.25
				8418	Articles for the conveyance or packing of goods, of plastics; stoppers, lids, caps and o	0.24
				3210	Maize (corn).	0.22
				0501	Fish, dried, salted or in brine; smoked fish, whether or not cooked before or during the	0.21
				4012	Beer made from malt.	0.19
				3926	Special purpose motor vehicles, other than those principally designed for the transport	0.19
				1209	Leguminous vegetables, shelled or unshelled, fresh or chilled.	0.17
				1604	Ferrous waste and scrap; remelting scrap ingots of iron or steel.	0.17
				0706	Citrus fruit, fresh or dried.	0.15
				9701	Parts suitable for use solely or principally with the machinery of headings 84.25 to 84.	0.14
				1101	Dried leguminous vegetables, shelled, whether or not skinned or split.	0.12
				2809	Cereal flours other than of wheat or meslin.	0.08
		6306	Palm oil and its fractions, whether or not refined, but not chemically modified.	0.07		
		4823	Worn clothing and other worn articles.	0.07		
		5210	Tubes, pipes and hoses, and fittings therefor (for example, joints, elbows, flanges), of	0.07		
		7014	Insulated (including enamelled or anodised) wire, cable (including co-axial cable) and o	0.06		
		8516	Motor cars and other motor vehicles principally designed for the transport of persons (o	0.06		
Burundi	Kenya	2 digits				
		72	Iron And Steel	10.41		
		73	Articles Of Iron Or Steel	5.63		
		27	Mineral Fuels, Oils & Product Of Their Distillation; Etc	4.20		
		39	Plastics And Articles Thereof	3.68		
		25	Salt; Sulphur; Earth & Ston; Plastering Mat; Lime & Cem	3.56		
		32	Tanning/Dyeing Extract; Tannins & Derivs; Pigm Etc	1.68		
		30	Pharmaceutical Products	1.29		
		85	Electrical Mchy Equip Parts Thereof; Sound Recorder Etc	1.20		
		17	Sugars And Sugar Confectionery	1.16		
		84	Nuclear Reactors, Boilers, Mchy & Mech Appliance; Parts	1.07		
		31	Fertilisers	1.02		
		34	Soap, Organic Surface-Active Agents, Washing Prep, Etc	1.01		
		87	Vehicles O/T Railw/Tramw Roll-Stock, Pts & Accessories	0.77		
		28	Inorgn Chem; Compsd Of Prec Met, Radioact Elements Etc	0.75		
		48	Paper & Paperboard; Art Of Paper Pulp, Paper/Paperboard	0.72		
		76	Aluminium And Articles Thereof	0.68		
		44	Wood And Articles Of Wood; Wood Charcoal	0.41		
		22	Beverages, Spirits And Vinegar	0.38		
		90	Optical, Photo, Cine, Meas, Checking, Precision, Etc	0.27		
40	Rubber And Articles Thereof	0.21				
49	Printed Books, Newspapers, Pictures & Other Product Etc	0.18				
70	Glass And Glassware	0.06				

Table 5b: Intra-EAC Trade of the Major twenty imports, 2012 (Values in US\$ million)

Partner state	Country of Origin	HS level	Description of Goods	CIF Values	
Burundi	Kenya	4 digits			
		1704	Sugar Confectionery (Incl. White Chocolate), Not Containing Cocoa	1.16	
		2203	Beer Made From Malt	0.12	
		2523	Portland Cement, Aluminous Cement, Persulphate Cement, Etc	3.11	
		2710	Petroleum Oils, Etc, (Excl. Crude); Preparations Thereof, Nes	4.05	
		3004	Medicaments Of Mixed Or Unmixed Products, For Retail Sale	1.13	
		3102	Mineral Or Chemical Fertilizers, Nitrogenous	0.12	
		3209	Paints And Varnishes, In An Aqueous Medium	0.54	
		3401	Soap; Organic Surface-Active Products In Bars, Etc; Paper With Soap,Etc	0.74	
		3402	Non-Soap Surface-Active Agents; Washing Preparations, Nes	0.20	
		3917	Tubes, Pipes And Hoses, And Fittings Therefor, Of Plastics	0.01	
		3923	Articles For The Of Goods, Of Plastics; Stoppers, Etc, Of Plastics	2.38	
		4411	Fibreboard Of Wood Or Other Ligneous Materials	0.35	
		4901	Printed Books, Brochures, Leaflets And Similar Printed Matter	0.03	
		7010	Carboys, Bottles, Flasks... Ampoules, Etc; Stoppers, Lids..., Of Glass	0.00	
		7208	Hot-Rolled Iron Or Non-Alloy Steel, >=600Mm Wide	1.15	
		7210	Rolled Iron Or Non-Alloy Steel, >=600Mm Wide, Clad, Plated Or Coated	5.37	
		7214	Iron/Steel Bars And Rods, Forged, Etc (Incl. Twisted), Uncoiled	0.96	
	7216	Angles, Shapes And Sections Of Iron Or Non-Alloy Steel	2.16		
	7306	Other Tubes, Pipes And Hollow Profiles Of Iron Or Steel, Welded, Nes	3.46		
	7308	Iron/Steel Structures And Parts Thereof; Plates, Rods... Therefor	1.09		
	7409	Copper Plates, Sheets And Strip, >5Mm Thick	0.00		
	Tanzania	2 digit level	07	Edible Vegetables And Certain Roots And Tubers	0.40
			10	Cereals	2.83
			11	Prod Mill Indust; Malt; Starches; Inulin; Wheat Gluten	2.88
			12	Oil Seed, Oleagi Fruits; Miscell Grain, Seed, Fruit Etc	0.77
			15	Animal/Veg Fats & Oils & Their Cleavage Products; Etc	1.02
			17	Sugars And Sugar Confectionery	0.02
			21	Miscellaneous Edible Preparations	0.06
			25	Salt; Sulphur; Earth & Ston; Plastering Mat; Lime & Cem	9.84
			28	Inorgn Chem; Compds Of Prec Met, Radioact Elements Etc	0.03
			30	Pharmaceutical Products	0.02
			31	Fertilisers	9.12
			34	Soap, Organic Surface-Active Agents, Washing Prep, Etc	0.59
			36	Explosives; Pyrotechnic Prod; Matches; Pyrop Alloy; Etc	0.10
			39	Plastics And Articles Thereof	0.70
			63	Other Made Up Textile Articles; Sets; Worn Clothing Etc	1.01
		70	Glass And Glassware	5.59	
		73	Articles Of Iron Or Steel	0.20	
84		Nuclear Reactors, Boiliers, Mchy & Mech Appliance; Parts	0.27		
85		Electrical Mchy Equip Parts Thereof; Sound Recorder Etc	0.11		
87		Vehicles O/T Railw/Tramw Roll-Stock, Pts & Accessories	0.15		
90		Optical, Photo, Cine, Meas, Checking, Precision, Etc	0.00		
94		Furniture; Bedding, Mattress, Matt Support, Cushion Etc	1.57		
4 digit level		0710	Vegetables, Frozen	0.00	
		0713	Dried Leguminous Vegetables, Shelled	0.05	
		1005	Maize(Corn)	0.86	
		1006	Rice	1.96	
		1102	Cereal Flours, (Excl. Wheat Or Meslin)	0.51	
		1103	Cereal Groats, Meal And Pellets	0.26	
		1201	Soya Beans	0.00	
		1202	Ground-Nuts, Not Roasted Or Otherwise Cooked	0.73	
	1515	Other Fixed Vegetable Fats And Oils (Incl. Jojoba Oil) And Fractions	0.26		
	1701	Cane Or Beet Sugar And Chemically Pure Sucrose, In Solid Form	0.00		
	1702	Other Sugars In Solid Form; Sugar Syrups; Artificial Honey And Caramel	0.00		
	2009	Fruit Juices (Incl. Grape Must) And Vegetable Juices, Unfermented	0.08		
	2501	Salt And Pure Sodium Chloride; Sea Water	2.44		
	2711	Petroleum Gases And Other Gaseous Hydrocarbons	0.25		
	2834	Nitrites; Nitrates	0.00		
3105	Mineral Or Chemical Fertilizers, Nes; Other Fertilizers; Goods <10Kg	7.38			
3304	Beauty, Make-Up, Skin-Care (Incl. Suntan), Manicure... Preparations	1.54			
3306	Preparations For Oral Or Dental Hygiene (Incl. Denture Fixative)	0.03			
3401	Soap; Organic Surface-Active Products In Bars, Etc; Paper With Soap,Etc	0.43			
3603	Safety Fuses; Detonating Fuses; Caps; Igniters; Electric Detonators	0.00			
3923	Articles For The Of Goods, Of Plastics; Stoppers, Etc, Of Plastics	0.12			

Table 5b: Intra-EAC Trade of the Major twenty imports, 2012 (Values in US\$ million)

Partner state	Country of Origin	HS level	Description of Goods	CIF Values		
Burundi	Uganda	2 digit				
		04	Dairy Prod; Birds' Eggs; Natural Honey; Edible Prod Nes	0.85		
		07	Edible Vegetables And Certain Roots And Tubers	0.09		
		10	Cereals	3.86		
		11	Prod Mill Indust; Malt; Starches; Inulin; Wheat Gluten	0.60		
		12	Oil Seed, Oleagi Fruits; Miscell Grain, Seed, Fruit Etc	0.16		
		15	Animal/Veg Fats & Oils & Their Cleavage Products; Etc	4.83		
		17	Sugars And Sugar Confectionery	0.02		
		19	Prep Of Cereal, Flour, Starch/Milk; Pastrycooks' Prod	0.23		
		24	Tobacco And Manufactured Tobacco Substitutes	2.51		
		25	Tobacco And Manufactured Tobacco Substitutes	4.35		
		30	Pharmaceutical Products	1.05		
		31	Fertilisers	0.00		
		32	Tanning/Dyeing Extract; Tannins & Derivs; Pigm Etc	0.91		
		33	Essential Oils & Resinoids; Perf, Cosmetic/Toilet Prep	1.08		
		34	Soap, Organic Surface-Active Agents, Washing Prep, Etc	0.23		
		48	Paper & Paperboard; Art Of Paper Pulp, Paper/Paperboard	2.76		
		63	Other Made Up Textile Articles; Sets; Worn Clothing Etc	0.45		
		72	Iron And Steel	9.41		
		73	Articles Of Iron Or Steel	0.76		
		84	Nuclear Reactors, Boilers, Mchy & Mech Appliance; Parts	0.78		
		85	Electrical Mchy Equip Parts Thereof; Sound Recorder Etc	0.37		
				4 digit		
				0401	Milk And Cream, Not Concentrated Or Sweetened	0.77
				0408	Birds' Eggs, Not In Shell And Egg Yolks	0.00
				0713	Dried Leguminous Vegetables, Shelled	0.05
				1005	Maize(Corn)	0.57
				1101	Wheat Or Meslin Flour	0.00
				1102	Cereal Flours, (Excl. Wheat Or Meslin)	0.60
				1511	Palm Oil And Its Fractions	2.60
				1515	Other Fixed Vegetable Fats And Oils (Incl. Jojoba Oil) And Fractions	0.13
				1516	Animal Or Vegetable Fats And Oils And Fractions, Hydrogenated, Etc	1.84
				1905	Bread, Pastry, Cakes, Etc; Communion Wafers, Rice Paper, Etc	0.23
				2401	Unmanufactured Tobacco; Tobacco Refuse	2.51
				2523	Portland Cement, Aluminous Cement, Persulphate Cement, Etc	4.35
				3209	Paints And Varnishes, In An Aqueous Medium	0.70
				3402	Non-Soap Surface-Active Agents; Washing Preparations, Nes	0.15
				4819	Cartons, Boxes, Etc; Box Files, Etc, Of Paper, Paperboard, Etc	0.42
		6305	Sacks And Bags, Used For Packing Goods	0.18		
		7208	Hot-Rolled Iron Or Non-Alloy Steel, >=600Mm Wide	0.27		
		7210	Rolled Iron Or Non-Alloy Steel, >=600Mm Wide, Clad, Plated Or Coated	6.92		
		7214	Iron/Steel Bars And Rods, Forged, Etc (Incl. Twisted), Uncoiled	0.92		
		7215	Other Bars And Rods Of Iron Or Non-Alloy Steel	0.07		
		7216	Angles, Shapes And Sections Of Iron Or Non-Alloy Steel	0.09		
		7306	Other Tubes, Pipes And Hollow Profiles Of Iron Or Steel, Welded, Nes	0.15		
		7317	Nails, Tacks, Drawing Pins, Corrugated Nails... Of Iron Or Steel	0.26		
		8517	Electrical Apparatus For Line Telephony Or Line Telegraphy	0.00		
	Rwanda	2 digits				
		07	Edible Vegetables And Certain Roots And Tubers	1.51		
		10	Cereals	20.01		
		11	Prod Mill Indust; Malt; Starches; Inulin; Wheat Gluten	0.02		
		17	Sugars And Sugar Confectionery	0.01		
		20	Prep Of Vegetable, Fruit, Nuts Or Other Parts Of Plants	0.07		
		22	Beverages, Spirits And Vinegar	1.00		
		25	Salt; Sulphur; Earth & Ston; Plastering Mat; Lime & Cem	0.49		
		29	Organic Chemicals	0.00		
		30	Pharmaceutical Products	0.01		
		33	Essential Oils & Resinoids; Perf, Cosmetic/Toilet Prep	0.36		
		38	Miscellaneous Chemical Products	0.01		
		39	Plastics And Articles Thereof	0.78		
		44	Wood And Articles Of Wood; Wood Charcoal	0.00		
		48	Paper & Paperboard; Art Of Paper Pulp, Paper/Paperboard	0.02		
		64	Footwear, Gaiters And The Like; Parts Of Such Articles	0.06		
		69	Ceramic Products	0.04		
		72	Iron And Steel	1.20		
		73	Articles Of Iron Or Steel	0.10		
		84	Nuclear Reactors, Boilers, Mchy & Mech Appliance; Parts	0.23		
		85	Electrical Mchy Equip Parts Thereof; Sound Recorder Etc	0.20		

Table 5b: Intra-EAC Trade of the Major twenty imports, 2012 (Values in US\$ million)

Partner state	Country of Origin	HS level	Description of Goods	CIF Values
Burundi	Rwanda	4 digits		
		0701	Potatoes, Fresh Or Chilled	0.95
		0710	Vegetables, Frozen	0.00
		0713	Dried Leguminous Vegetables, Shelled	0.32
		1005	Maize(Corn)	19.74
		1102	Cereal Flours, (Excl. Wheat Or Meslin)	0.02
		1701	Cane Or Beet Sugar And Chemically Pure Sucrose, In Solid Form	0.00
		2009	Fruit Juices (Incl. Grape Must) And Vegetable Juices, Unfermented	0.07
		2201	Waters, (Incl. Mineral Waters And Aerated Waters); Ice And Snow	0.01
		2523	Portland Cement, Aluminous Cement, Persulphate Cement, Etc	0.41
		3004	Medicaments Of Mixed Or Unmixed Products, For Retail Sale	0.01
		3304	Beauty, Make-Up, Skin-Care (Incl. Suntan), Manicure... Preparations	0.19
		3305	Preparations For Use On The Hair	0.17
		3925	Builders' Ware Of Plastics, Nes	0.20
		4412	Plywood, Veneered Panels And Similar Laminated Wood	0.00
		4802	Uncoated Paper..., For Writing... In Rolls Or Sheets; Hand-Made Paper...	0.01
		6402	Footwear With Rubber, Plastic, Leather Soles And Textile Uppers	0.06
		6405	Other Footwear, Nes	0.00
		7210	Rolled Iron Or Non-Alloy Steel, >=600Mm Wide, Clad, Plated Or Coated	0.03
		8459	Machine-Tools For Drilling, Boring, Milling... By Removing Metal	0.00
8471	Automatic Data Processing Machines...; Magnetic Readers..., Nes	0.05		
8479	Machines And Mechanical Appliances, Having Individual Functions, Nes	0.00		
Tanzania	Kenya	2 digits		
		89	Ships, Boats And Floating Structures	131.93
		84	Nuclear Reactors, Boilers, Mchy & Mech Appliance; Parts	60.90
		39	Plastics And Articles Thereof	50.15
		30	Pharmaceutical Products	41.62
		87	Vehicles O/T Railw/Tranw Rool-Stock, Pts & Accessories	33.56
		85	Electrical Mchy Equip Parts Thereof; Sound Recorder Etc	25.61
		34	Soap, Organic Surface-Active Agents, Washing Prep, Etc	21.03
		15	Animal/Veg Fats & Oil & Their Cleavage Products; Etc	18.76
		28	Inorgn Chem; Comps Of Prec Met, Radioact Elements Etc	13.08
		25	Salt; Sulphur; Earth & Ston; Plastering Mat; Lime & Cem	12.09
		76	Aluminium And Articles Thereof	9.30
		17	Sugars And Sugar Confectionery	9.15
		04	Dairy Prod; Birds' Eggs; Natural Honey; Edible Prod Nes	9.09
		73	Articles Of Iron And Steel	9.08
		38	Miscellaneous Chemical Products	7.33
		48	Paper & Paperboard; Art Of Paper Pulp, Paper/Paperboard	7.21
		27	Mineral Fuels, Oils & Product Of Their Distillation; Etc	7.03
		94	Furniture; Bedding, Mattress, Matt Support, Cushion Etc	6.76
		22	Beverages, Spirits And Vinegar	6.18
10	Cereals	5.79		
	Kenya	4 digits		
		8901	Cruise Ships, Excursion Boats, Etc, For Transport Of People Or Goods	135,141.09
		8906	Other Vessels	70,418.08
		3923	Articles For Conveyance Or Packing Of Goods, Of Plastics	70,216.74
		3004	Medicaments Of Mixed Or Unmixed Products, For Retail Sale	55,724.33
		8431	Parts Suitable For Use With The Machinery Of 84.25 To 84.30	48,083.71
		8716	Trailers And Semi-Trailers; Other Vehicles, Not Machanically Propelled	22,411.99
		3401	Soap; Organic Surface-Active Products In Bars, Etc; Paper With Soap,Etc	20,604.87
		8471	Automatic Data Processing Machines...; Magnetic Readers..., Nes	13,853.44
		8507	Electric Accumulators (Incl. Separators Therefor)	13,251.09
		1704	Sugar Confectionery (Incl. White Chocolate), Not Containing Cocoa	13,126.82
		8702	Public-Transport Type Passenger Motor Vehicles	12,546.26
		0401	Milk And Cream, Not Concentrated Or Sweetened	12,224.05
		8518	Microphones; Loudspeakers; Headphones...; Electric Amplifiers...	11,707.69
		8704	Motor Vehicles For The Transport Of Goods	11,381.93
		2501	Salt/Pure Sodium Chloride Whether Or Not Cont Ant-Caking Agents;Seawater	11,219.44
		1517	Margarine; Edible Preparations Of Animal Or Vegetable Fats Or Oils, Nes	11,125.62
		3402	Non-Soap Surface-Active Agents; Washing Preparations In Powder, Liquid Etc	10,548.56
		1516	Animal Or Vegetable Fats And Oils And Fractions, Hydrogenated, Etc	10,113.68
		3808	Insecticides, Rodenticides... And Similar Products, For Retail Sale	9,694.21
2710	Petroleum Oils And Oils Obtained From Bituminous Minerals,Other Than Crude	8,740.35		

Table 5b: Intra-EAC Trade of the Major twenty imports, 2012 (Values in US\$ million)

Partner state	Country of Origin	HS level	Description of Goods	CIF Values	
Tanzania	Uganda	2 digits			
		12	Oil Seed, Oleagi Fruits; Miscell Grain, Seed, Fruit Etc	53.65	
		10	Cereals	22.06	
		84	Nuclear Reactors, Boilers, Mchy & Mech Appliance; Parts	7.18	
		85	Electrical Mchy Equip Parts Thereof; Sound Recorder Etc	4.79	
		87	Vehicles O/T Railw/Tranw Rool-Stock, Pts & Accessories	3.70	
		15	Animal/Veg Fats & Oil & Their Cleavage Products; Etc	2.12	
		34	Soap, Organic Surface-Active Agents, Washing Prep, Etc	1.58	
		44	Wood And Articles Of Wood; Wood Charcoal	1.23	
		73	Articles Of Iron And Steel	1.17	
		23	Residues & Waste From The Food Indust; Prepr Ani Fodder	1.14	
		90	Optical, Photo, Cine, Meas, Checking, Precision, Etc	1.07	
		22	Beverages, Spirits And Vinegar	1.01	
		72	Iron And Steel	0.92	
		33	Essential Oils & Resinoids; Perf, Cosmetic/Toilet Prep	0.89	
		07	Edible Vegetables And Certain Roots And Tubers	0.64	
		24	Tobacco And Manufactured Tobacco Substitutes	0.64	
		04	Dairy Prod; Birds' Eggs; Natural Honey; Edible Prod Nes	0.63	
		30	Pharmaceutical Products	0.58	
		11	Prod Mill Indust; Malt; Starches; Insulin; Wheat Gluten	0.46	
		38	Miscellaneous Chemical Products	0.42	
			4 digits		
			1207	Other Oil Seeds And Oleaginous Fruits	82,576.61
			1005	Maize(Corn)	34,405.38
			8517	Electrical Apparatus For Line Telephony Or Line Telegraphy	4,384.43
			8431	Parts Suitable For Use With The Machinery Of 84.25 To 84.30	3,044.57
			8704	Motor Vehicles For The Transport Of Goods	3,010.53
			8474	Machinery For Sorting..., Agglomerating... Earth, Stone, Ores, Etc	2,693.95
			1512	Sunflower-Seed, Safflower Or Cotton-Seed Oil And Their Fractions	2,528.25
			3401	Soap; Organic Surface-Active Products In Bars, Etc; Paper With Soap,Etc	2,346.97
			2304	Oil Cake From Soya Bean Oil	1,761.96
			8703	Motor Cars And Other Motor Vehicles For The Transport Of Persons	1,729.84
			9015	Surveying, Hydrographic, Oceanographic... Instruments/Appliances, Nes	1,629.15
			2201	Waters, (Incl. Mineral Waters And Aerated Waters); Ice And Snow	1,423.62
			4403	Wood In The Rough Or Roughly Squared	1,398.86
			8429	Self-Propelled Bulldozers, Angledozer, Graders, Levellers, Etc	1,357.11
			8427	Fork-Lift Trucks; Works Trucks Fitted With Lifting/Handling Equipment	1,079.40
			8504	Electrical Transformers, Static Converters And Inductors	1,074.51
			8430	Earth Moving... Machinery, Nes; Pile-Drivers/Extractors; Snow-Ploughs	1,027.65
	2401	Unmanufactured Tobacco; Tobacco Refuse	997.16		
	3304	Beauty, Make-Up, Skin-Care (Incl. Suntan), Manicure... Preparations	974.59		
	713	Dried Leguminous Vegetables, Shelled	965.36		
	Burundi	2 digits			
		87	Vehicles O/T Railw/Tranw Rool-Stock, Pts & Accessories	2.07	
		84	Nuclear Reactors, Boilers, Mchy & Mech Appliance; Parts	1.60	
		85	Electrical Mchy Equip Parts Thereof; Sound Recorder Etc	0.10	
		70	Glass And Glassware	0.02	
		96	Miscellaneous Manufactured Articles	0.02	
		94	Furniture; Bedding, Mattress, Matt Support, Cushion Etc	0.01	
		40	Rubber And Articles Thereof	0.01	
		44	Wood And Articles Of Wood; Wood Charcoal	0.01	
		25	Salt; Sulphur; Earth & Ston; Plastering Mat; Lime & Cem	0.01	
		39	Plastics And Articles Thereof	0.01	
		63	Other Made Up Textile Articles; Sets; Worn Clothing Etc	0.00	
		95	Toys, Games & Sports Requisites; Parts & Access Thereof	0.00	
		86	Railw/Tramw Locom, Rolling-Stock & Parts Thereof; Etc	0.00	
		73	Articles Of Iron And Steel	0.00	
		62	Art Of Apparel & Clothing Access, Not Knitted/Crocheted	0.00	
		67	Prepr Feathers & Down; Arti Flower; Articles Human Hair	0.00	
		72	Iron And Steel	0.00	
		48	Paper & Paperboard; Art Of Paper Pulp, Paper/Paperboard	0.00	
		49	Printed Books, Newspapers, Pictures & Other Product Etc	0.00	
		82	Tool, Implement, Cutlery, Spoon & Fork, Of Base Met Etc	0.00	

Table 5b: Intra-EAC Trade of the Major twenty imports, 2012 (Values in US\$ million)

Partner state	Country of Origin	HS level	Description of Goods	CIF Values	
Tanzania	Burundi	4 digits			
		8704	Motor Vehicles For The Transport Of Goods	3,112.42	
		8429	Self-Propelled Bulldozers, Angledozer, Graders, Levelers, Etc	2,450.73	
		8502	Electric Generating Sets And Rotary Converters	124.72	
		8703	Motor Cars And Other Motor Vehicles For The Transport Of Persons	80.99	
		8431	Parts Suitable For Use With The Machinery Of 84.25 To 84.30	37.20	
		7001	Cullet And Other Waste Of Glass	35.60	
		9605	Travel Sets For Personal Toilet, Sewing Or Shoe Or Clothes Cleaning	31.82	
		4418	Builders' Joinery And Carpentry Of Wood	19.33	
		4011	New Pneumatic Tyres, Of Rubber	15.25	
		8701	Tractors (Excl. Tractors Of 87.09)	15.20	
		2523	Portland Cement, Aluminous Cement, Persulphate Cement, Etc	14.55	
		9405	Lamps And Lighting Fittings, Nes; Illuminated Signs, Name-Plates, Etc	12.76	
		9403	Other Furniture And Parts Thereof	9.36	
		8517	Electrical Apparatus For Line Telephony Or Line Telegraphy	9.19	
		8702	Public-Transport Type Passenger Motor Vehicles	7.92	
		8516	Electric Water And Space Heaters, Hair-Dressing Apparatus, Irons, Etc	5.76	
		8609	Containers For Transport Of One Or More Modes Of Transport	4.50	
	9506	Articles And Equipment For Gymnastics, Athletics, Etc	4.23		
	3920	Other Plates..., Of Plastics, Not Reinforced, Etc	3.51		
	8544	Insulated Wire, Cable, Etc; Optical Fibre Cables	3.22		
		Rwanda	2 digit		
			07	Edible Vegetables And Certain Roots And Tubers	1.47
			87	Vehicles O/T Railw/Tranw Rool-Stock, Pts & Accessories	0.26
			73	Articles Of Iron And Steel	0.11
			31	Fertilisers	0.07
			10	Cereals	0.06
			85	Electrical Mchy Equip Parts Thereof; Sound Recorder Etc	0.04
			70	Glass And Glassware	0.03
			56	Wadding, Felt & Nonwoven; Yarns; Twine, Cordage, Etc	0.02
			84	Nuclear Reactors, Boilers, Mchy & Mech Appliance; Parts	0.02
			63	Other Made Up Textile Articles; Sets; Worn Clothing Etc	0.02
			94	Furniture; Bedding, Mattress, Matt Support, Cushion Etc	0.01
			11	Prod Mill Indust; Malt; Starches; Insulin; Wheat Gluten	0.01
			82	Tool, Implement, Cutlery, Spoon & Fork, Of Base Met Etc	0.01
			61	Art Of Apparel & Clothing Access, Knitted Or Crocheted	0.00
			37	Photographic Or Cinematographic Goods	0.00
			33	Essential Oils & Resinoids; Perf, Cosmetic/Toilet Prep	0.00
	40		Rubber And Articles Thereof	0.00	
	90	Optical, Photo, Cine, Meas, Checking, Precision, Etc	0.00		
	64	Footwear, Gaiters And The Like; Parts Of Such Articles	0.00		
	96	Miscellaneous Manufactured Articles	0.00		
		4 digits			
		0701	Potatoes, Fresh Or Chilled	2,288.18	
		8703	Motor Cars And Other Motor Vehicles For The Transport Of Persons	390.45	
		7308	Iron/Steel Structures And Parts Thereof; Plates, Rods... Therefor	109.77	
		3105	Mineral Or Chemical Fertilizers, Nes; Other Fertilizers; Goods =<10Kg	103.49	
		1005	Maize(Corn)	91.75	
		7326	Other Articles Of Iron Or Steel	66.94	
		8504	Electrical Transformers, Static Converters And Inductors	56.67	
		5601	Wadding Of Textile Materials And Articles Thereof; Textile Fibres, =<5Mm	33.47	
		7001	Cullet And Other Waste Of Glass	31.04	
		6309	Worn Clothing	24.61	
		8474	Machinery For Sorting..., Agglomerating... Earth, Stone, Ores, Etc	19.17	
		9401	Seats, Other Thanthose Of 94.02, And Parts Thereof	13.54	
		1101	Wheat Or Meslin Flour	12.36	
		8207	Interchangeable Tools For Hand Or Machine-Tools...	10.99	
		7013	Glassware Used For Table, Kitchen, Toilet, Office..., Nes	9.25	
		8701	Tractors (Excl. Tractors Of 87.09)	9.13	
		8501	Electric Motors And Generators (Excl. Generating Sets)	4.53	
		0710	Vegetables, Frozen	4.10	
		6105	Men'S Or Boys' Shirts, Knitted Or Crocheted	3.49	
		3707	Chemical Preparations For Photographic Uses	2.34	

Source: Partner States' Revenue Authorities

Table 5c: Intra-EAC Trade of the Major twenty imports, 2012 compared to 2011 (Values in US\$ m)

Partner state	Country of Origin	HS level	Description of Goods	2011	2012	% change		
Uganda	Kenya	2 digits						
		25	Salt; Sulphur; Earth & Ston; Plastering Mat; Lime & Cem	105.91	86.46	-18.36		
		27	Mineral Fuels, Oils & Product Of Their Distillation; Etc	93.08	70.11	-24.68		
		22	Beverages, Spirits And Vinegar	42.04	46.57	10.78		
		72	Iron And Steel	53.04	41.91	-20.98		
		39	Plastics And Articles Thereof	38.46	38.69	0.60		
		30	Pharmaceutical Products	26.70	21.34	-20.06		
		48	Paper & Paperboard; Art Of Paper Pulp, Paper/Paperboard	26.42	21.24	-19.62		
		87	Vehicles O/T Railw/Tramw Roll-Stock, Pts & Accessories	20.35	20.13	-1.12		
		34	Soap, Organic Surface-Active Agents, Washing Prep, Etc	20.93	18.42	-11.96		
		84	Nuclear Reactors, Boiliers, Mchy & Mech Appliance; Parts	15.51	15.89	2.50		
		15	Animal/Veg Fats & Oils & Their Cleavage Products; Etc	13.65	14.03	2.81		
		17	Sugars And Sugar Confectionery	12.80	12.85	0.33		
		85	Electrical Mchy Equip Parts Thereof; Sound Recorder Etc	11.62	12.77	9.92		
		21	Miscellaneous edible preparations.	9.20	12.41	34.89		
		31	Fertilisers	12.32	11.41	-7.42		
		24	Tobacco And Manufactured Tobacco Substitutes	12.76	10.48	-17.85		
		73	Articles of iron or steel.	12.51	10.10	-19.24		
		70	Glass And Glassware	9.26	9.43	1.86		
		10	Cereals	4.38	9.26	111.58		
		28	Inorgn Chem; Compds Of Prec Met, Radioact Elements Etc	9.72	9.10	-6.40		
				4 digits				
				2523	Portland Cement, Aluminous Cement, Slag Cement, Supersulphate Cement	81.78	57.88	-29.23
				2710	Petroleum Oils, Oils from Bituminous Minerals, not Crude; preparations n.e.s.	75.24	55.20	-26.63
				2501	Salt (including Table Salt and Denatured Salt); Pure Sodium Chloride	19.24	24.12	25.34
				7209	Iron or Non-alloy Steel; Flat-rolled Products, Width of 600mm or more,	28.71	23.70	-17.45
				2207	Ethyl Alcohol, Undenatured; of an Alcoholic Strength by Volume of 80% Vol. or Higher	16.39	20.16	23.00
				3923	Plastic articles for the Conveyance or Packing of Goods;	17.77	20.13	13.28
			2203	Beer made from Malt	20.62	18.21	-11.69	
			3004	Medicaments; (not Goods of Heading No. 3002, 3005 or 3006)	20.40	17.92	-12.17	
			7210	Iron or Non-alloy Steel; Flat-rolled Products, Width of 600mm or more,	17.33	13.05	-24.72	
			1704	Sugar Confectionery (including White Chocolate), not containing Cocoa	10.72	11.76	9.75	
			2402	Cigars, Cheroots, Cigarillos and Cigarettes; of Tobacco or of Tobacco Substitutes	12.75	10.48	-17.79	
			3402	Organic Surface-active Agents (not Soap); Surface-active, Washing	10.56	10.39	-1.61	
			4819	Cartons, Boxes, Cases, Bags and the like, of Paper, Paperboard,	10.42	10.27	-1.45	
			7010	Carboys, Bottles, Flasks, Jars, Pots, Phials, Ampoules, Containers of Glass	8.44	8.84	4.65	
			2716	Electrical Energy	8.78	8.63	-1.73	
			1517	Margarine; Edible Mixtures or preparations of Animal or Vegetable Fats or Oils	7.35	8.29	12.78	
			8716	Trailers and Semi-trailers; other Vehicles, not Mechanically Propelled; Parts thereof	8.61	7.75	-10.02	
			8309	Stoppers, Caps, Lids (including Crown Corks, Screw Caps, Pouring Stoppers)	6.60	7.12	7.85	
			8471	Automatic data processing machines...; magnetic re	3.38	7.08	109.88	
			3105	Fertilizers; Mineral, Chemical, containing 2 or 3 of the Elements Nitrogen, Phosphorus	6.98	6.38	-8.57	
		Tanzania	2 digits					
			27	Mineral Fuels, Oils & Product Of Their Distillation; Etc	2.72	6.63	143.28	
			10	Cereals	8.68	4.89	-43.66	
			48	Paper & Paperboard; Art Of Paper Pulp, Paper/Paperboard	2.99	4.16	39.26	
			85	Electrical Mchy Equip Parts Thereof; Sound Recorder Etc	2.73	4.14	51.78	
	63		Other Made Up Textile Articles; Sets; Worn Clothing Etc	1.47	3.92	165.90		
	70		Glass And Glassware	1.62	3.49	114.87		
	22		Beverages, Spirits And Vinegar	2.03	3.29	61.99		
	84		Nuclear Reactors, Boiliers, Mchy & Mech Appliance; Parts	2.81	2.72	-3.41		
	89		Ships, boats and floating structures	-	2.23	-		
	72		Iron And Steel	1.68	2.10	24.62		
	39		Plastics And Articles Thereof	3.19	2.09	-34.54		
	09		Coffee, Tea, Mate And Spices	0.01	1.24	15413.12		
	31		Fertilisers	1.02	0.99	-3.32		
	07		Edible Vegetables And Certain Roots And Tubers	0.63	0.98	55.53		
	15		Animal/Veg Fats & Oils & Their Cleavage Products; Etc	0.47	0.80	68.51		
	17		Sugars And Sugar Confectionery	0.49	0.65	31.18		
	03		Fish & Crustacean, Mollusc & Other Aquatic Invertebrate	0.59	0.53	-10.81		
	23		Residues and waste from the food industries; prepa	0.53	0.50	-6.09		
	33	Essential Oils & Resinoids; Perf, Cosmetic/Toilet Prep	0.05	0.45	716.06			
	56	Wadding, Felt & Nonwoven; Yarns; Twine, Cordage, Etc	0.42	0.41	-2.50			

Table 5c: Intra-EAC Trade of the Major twenty imports, 2012 compared to 2011 (Values in US\$ m)

Partner state	Country of Origin	HS level	Description of Goods	2011	2012	% change	
Uganda	Tanzania	4 digits					
		2710	Petroleum oils and oils obtained from bituminous minerals, other than crude	1.67	5.35	220.87	
		8504	Electrical transformers, static converters and inductors	2.14	3.69	72.31	
		1006	Rice	8.22	3.63	-55.91	
		4819	Cartons, boxes, etc; box files, etc, of paper, paperboard, etc	1.81	3.56	96.83	
		7010	Carboys, bottles, flasks... Ampoules, etc; stoppers, lids..., of glass	1.61	3.48	116.77	
		2207	Ethyl alcohol, undenatured of >=80% alcohol, denatured spirits	1.70	3.21	88.81	
		6304	Other furnishing articles, nes (excl. Of 94.04)	0.46	2.46	428.69	
		8901	Cruise ships, excursion boats, etc, for transport of people or goods	-	2.23	-	
		6305	Sacks and bags, used for packing goods	0.93	1.42	52.96	
		7210	Rolled iron or non-alloy steel, >=600mm wide, clad, plated or coated	1.32	1.30	-1.72	
		0901	Coffee; coffee husks and skins; coffee substitutes containing coffee	0.00	1.23	61621556.00	
		2711	Petroleum gases and other gaseous hydrocarbons	0.99	1.17	18.32	
		3923	Articles for conveyance or packing of goods, of plastics	0.95	1.09	14.61	
		8474	Machinery for sorting..., agglomerating... Earth, stone, ores, etc	1.04	0.82	-21.38	
		1512	Sunflower-seed, safflower or cotton-seed oil and their fractions	0.38	0.77	102.40	
		3920	Other plates..., of plastics, not reinforced, etc	1.65	0.77	-53.53	
		8431	Parts suitable for use with the machinery of 84.25 to 84.30	0.04	0.67	1533.99	
	3102	Mineral or chemical fertilizers, nitrogenous	-	0.67	-		
	1701	Cane or beet sugar and chemically pure sucrose, in solid form	0.44	0.54	22.13		
	1007	Grain sorghum	0.32	0.54	69.20		
		Rwanda	2 digits				
			72	Iron and steel.	3.63	3.06	-15.67
			41	Raw hides and skins (other than furskins) and leather.	0.24	0.38	59.74
			87	Vehicles other than railway or tramway rolling-stock	0.04	0.36	848.33
			27	Mineral fuels, mineral oils and products of their distillation	0.36	0.29	-17.46
			09	Coffee, tea, maté and spices.	1.50	0.15	-89.77
			39	Plastics and articles thereof.	0.02	0.14	691.00
			85	Electrical machinery and equipment and parts thereof; sound recorders	0.08	0.13	73.43
			84	Nuclear reactors, boilers, machinery and mechanical appliances; parts thereof.	0.72	0.12	-83.60
			73	Articles of iron or steel.	0.18	0.08	-55.29
			44	Wood and articles of wood; wood charcoal.	0.20	0.07	-63.13
			70	Glass and glassware.	0.00	0.07	1784.23
			22	Beverages, spirits and vinegar.	0.05	0.06	20.82
			55	Man-made staple fibres.	0.42	0.06	-86.53
			33	Essential oils and resinoids; perfumery, cosmetic or toilet preparations.	0.06	0.05	-5.14
		92	Musical instruments; parts and accessories of such articles.	0.01	0.04	433.22	
		82	Tools, implements, cutlery, spoons and forks, of base metal	0.00	0.04	1091.79	
		63	Other made up textile articles; sets; worn clothing and worn textile articles; rags.	0.02	0.04	80.87	
		64	Footwear, gaiters and the like; parts of such articles.	-	0.04	-	
		34	Soap, organic surface-active agents, washing preparations, lubricating preparations	0.02	0.04	54.19	
		94	Furniture; bedding, mattresses, mattress supports, cushions etc	0.01	0.02	134.52	
			4 digits				
		7204	Ferrous waste and scrap; remelting scrap ingots of iron or steel	3.34	2.97	-11.23	
		4101	Raw hides and skins of bovine or equine animals, not tanned	0.23	0.38	61.22	
		8705	Special purpose motor vehicles (eg crane, fire-fighting, etc, vehicles)	0.01	0.34	3243.39	
		2716	Electrical energy	0.24	0.26	5.10	
		0901	Coffee; coffee husks and skins; coffee substitutes containing coffee	1.49	0.15	-89.69	
		3923	Articles for conveyance or packing of goods, of plastics	0.01	0.14	1082.57	
		7214	Iron/steel bars and rods, forged, etc (incl. Twisted), uncoiled	0.23	0.09	-59.90	
		8426	Derricks; cranes; mobile lifting frames... Trucks fitted with a crane	-	0.09	-	
		7311	Containers for compressed or liquified gas, of iron or steel	-	0.07	-	
		4413	Densified wood, in blocks, plates, strips or profile shapes	0.19	0.07	-65.79	
		7010	Carboys, bottles, flasks... Ampoules, etc; stoppers, lids..., of glass	0.00	0.06	37894.01	
		5513	Woven fabrics, <85% synthetic staple fibres, with cotton, =<170g/m2	0.42	0.06	-86.53	
		8525	Radio-communication/television transmission apparatus; tv cameras	-	0.05	-	
		3304	Beauty, make-up, skin-care (incl. Suntan), manicure... Preparations	0.05	0.05	2.38	
		2203	Beer made from malt	0.05	0.04	-17.90	
		3401	Soap; organic surface-active products in bars, etc; paper with soap, etc	0.02	0.03	37.80	
		9207	Musical instruments with electrically produced or amplified sound	-	0.03	-	
		8205	Hand tools, nes; blow lamps; vices, clamps, etc; anvils, etc	0.00	0.03	13481.42	
		6402	Other footwear with outer soles and uppers of rubber or plastics	-	0.03	-	
		2202	Waters (incl. Mineral and aerated), with added sugar...(incl. Sweetened)	0.00	0.02	10642.76	

Table 5c: Intra-EAC Trade of the Major twenty imports, 2012 compared to 2011 (Values in US\$ m)

Partner state	Country of Origin	HS level	Description of Goods	2011	2012	% change	
Uganda	Burundi	2 digits	72	Iron and steel.	0.65	0.56	-13.66
			09	Coffee, tea, maté and spices.	0.86	0.24	-71.77
			39	Plastics and articles thereof.	-	0.24	-
			84	Nuclear reactors, boilers, machinery and mechanical appliances; parts thereof.	0.34	0.18	-47.85
			41	Raw hides and skins (other than furskins) and leather.	0.09	0.13	37.34
			70	Glass and glassware.	0.02	0.05	227.54
			22	Beverages, spirits and vinegar.	0.01	0.01	8.43
			87	and parts and accessories thereof.	0.05	0.00	-92.55
			73	Articles of iron or steel.	-	0.00	-
			05	Products of animal origin, not elsewhere specified or included.	0.00	0.00	68.27
			82	Tools, implements, cutlery, spoons and forks, of base metal	-	0.00	-
			63	Other made up textile articles; sets; worn clothing and worn textile articles; rags.	-	0.00	-
			85	Electrical machinery and equipment and parts thereof	0.02	0.00	-98.75
			12	Oil seeds and oleaginous fruits; miscellaneous grains, seeds and fruit	-	0.00	-
			25	Salt; sulphur; earths and stone; plastering materials, lime and cement.	-	0.00	-
			94	Furniture; bedding, mattresses, mattress supports, cushions	0.01	0.00	-99.52
			65	Headgear and parts thereof.	-	0.00	-
			64	Footwear, gaiters and the like; parts of such articles.	-	0.00	-
			40	Rubber and articles thereof.	-	0.00	-
			62	Articles of apparel and clothing accessories, not knitted or crocheted.	-	0.00	-
		4 digits	7204	Ferrous waste and scrap; remelting scrap ingots of iron or steel	0.65	0.56	-13.66
			0901	Coffee; coffee husks and skins; coffee substitutes containing coffee	0.86	0.24	-71.77
			3923	Articles for conveyance or packing of goods, of plastics	-	0.24	-
			8478	Machinery for preparing or making up tobacco, nes	-	0.15	-
			4101	Raw hides and skins of bovine or equine animals, not tanned	0.09	0.13	37.34
			7010	Carboys, bottles, flasks... Ampoules, etc; stoppers, lids..., of glass	0.02	0.05	227.54
			2203	Beer made from malt	0.01	0.01	5.65
			8477	Machinery for working rubber/plastics or making products thereof, nes	-	0.01	-
			8414	Air/vacuum pumps, air/gas compressors and fans;hoods with a fan	-	0.01	-
			8704	Motor vehicles for the transport of goods	0.05	0.00	-91.74
			8474	Machinery for sorting..., agglomerating... Earth, stone, ores, etc	-	0.00	-
			8438	Machinery, nes, for the industrial preparation of food or drink	0.00	0.00	133.33
			7308	Iron/steel structures and parts thereof; plates, rods... Therefor	-	0.00	-
			8424	Appliances for spraying...liquids/powder; fire extinguishers, etc	-	0.00	-
			8471	Automatic data processing machines...; magnetic readers..., nes	-	0.00	-
			0507	Ivory, tortoise-shell, whalebone and whalebone hair, etc, unworked	-	0.00	-
			8443	Printing machinery; machines for uses ancillary to printing	-	0.00	-
			3909	Amino-resins, phenolic resins and polyurethanes, in primary forms	-	0.00	-
			8473	Parts and accessories suitable for machines of 84.69 to 84.72	-	0.00	-
2208	Undenatured ethyl alcohol of an alcoholic strength <80%; spirits, etc	-	0.00	-			
Kenya	Uganda	2 digits	10	Cereals.	17.72	35.97	102.99
			07	Edible vegetables and certain roots and tubers.	21.46	32.61	51.93
			17	Sugars and sugar confectionery.	0.23	24.40	10638.37
			12	Oil seeds and oleaginous fruits; miscellaneous gra	11.53	19.56	69.62
			04	Dairy produce; birds' eggs; natural honey; edible	15.17	16.38	7.94
			24	Tobacco and manufactured tobacco substitutes.	9.12	14.18	55.61
			23	Residues and waste from the food industries; prepa	7.02	6.88	-2.02
			09	Coffee, tea, maté and spices.	3.09	4.26	37.87
			44	Wood and articles of wood; wood charcoal.	2.02	3.23	59.91
			15	Animal or vegetable fats and oils and their cleava	4.98	3.12	-37.32
			41	Raw hides and skins (other than furskins) and leat	2.17	2.81	29.93
			48	Paper and paperboard; articles of paper pulp, of p	1.54	2.80	81.67
			52	Cotton.	6.08	2.11	-65.31
			72	Iron and steel.	4.61	1.95	-57.79
			08	Edible fruit and nuts; peel of citrus fruit or mel	1.23	1.52	23.26
			22	Beverages, spirits and vinegar.	0.00	1.48	117207.64
			90	Optical, photographic, cinematographic, measuring,	0.12	1.13	839.38
			20	Preparations of vegetables, fruit, nuts or other p	0.67	0.89	32.15
			01	Live animals.	0.34	0.64	87.76
30	Pharmaceutical products.	0.29	0.53	83.62			

Table 5c: Intra-EAC Trade of the Major twenty imports, 2012 compared to 2011 (Values in US\$ m)

Partner state	Country of Origin	HS level	Description of Goods	2011	2012	% change	
Kenya	Uganda	4 digits					
		0713	Dried leguminous vegetables, shelled	18.56	25.77	38.84	
		1701	Cane or beet sugar and chemically pure sucrose, in	0.05	23.96	49162.88	
		1005	Maize(corn)	11.58	21.44	85.19	
		2401	Unmanufactured tobacco; tobacco refuse	9.11	14.16	55.49	
		0402	Milk and cream, concentrated or sweetened	9.74	10.68	9.71	
		1008	Buckwheat, millet and canary seed and other cereal	3.77	10.32	173.53	
		1207	Other oil seeds and oleaginous fruits	2.39	6.70	180.30	
		1201	Soya beans	3.18	6.64	108.59	
		1202	Ground-nuts, not roasted or otherwise cooked	3.49	5.43	55.47	
		0401	Milk and cream, not concentrated or sweetened	5.20	4.95	-4.88	
		0708	Leguminous vegetables, shelled or unshelled, fresh	2.38	4.53	90.63	
		0902	Tea	2.93	4.25	45.14	
		1007	Grain sorghum	1.92	3.86	100.89	
		2302	Brans, sharps and other residues, derived from wor	3.07	2.46	-19.88	
		4104	Leather of bovine or equine animals, without hair	0.53	2.40	353.29	
		4410	Particle board and similar board of wood or other	1.70	2.26	32.61	
		0714	Roots and tubers with high starch content, fresh o	0.52	2.25	329.62	
		2306	Oil-cake and other solid residues, of vegetable fa	0.86	2.22	158.98	
	5203	Cotton, carded or combed	1.38	1.86	34.92		
	1512	Sunflower-seed, safflower or cotton-seed oil and t	0.32	1.85	468.68		
		Tanzania	2 digits				
	10		Cereals.	28.69	43.98	53.29	
	48		Paper and paperboard; articles of paper pulp, of p	26.25	21.45	-18.31	
	63		Other made up textile articles; sets; worn clothin	37.58	17.37	-53.78	
	22		Beverages, spirits and vinegar.	4.18	7.71	84.58	
	73		Articles of iron or steel.	7.56	7.40	-2.06	
	27		Mineral fuels, mineral oils and products of their	3.46	7.20	108.04	
	23		Residues and waste from the food industries; prepa	5.87	6.45	9.80	
	05		Products of animal origin, not elsewhere specified	4.26	6.32	48.50	
	52		Cotton.	6.35	5.65	-10.96	
	07		Edible vegetables and certain roots and tubers.	7.82	5.11	-34.58	
	39		Plastics and articles thereof.	1.15	4.39	282.64	
	88		Aircraft, spacecraft, and parts thereof.	3.01	3.82	27.19	
	44		Wood and articles of wood; wood charcoal.	3.52	3.41	-3.12	
	84		Nuclear reactors, boilers, machinery and mechanica	0.68	2.79	308.55	
	85		Electrical machinery and equipment and parts there	9.03	2.68	-70.32	
	60		Knitted or crocheted fabrics.	4.27	2.58	-39.58	
	26		Ores, slag and ash.	2.25	2.29	1.74	
03	Fish and crustaceans, molluscs and other aquatic i		0.42	1.79	330.74		
55	Man-made staple fibres.		1.88	1.68	-10.77		
33	Essential oils and resinoids; perfumery, cosmetic	0.70	1.39	98.44			
		4 digits					
		1005	Maize(corn)	21.14	38.56	82.37	
		4804	Uncoated kraft paper and paperboard, in rolls or s	23.55	18.04	-23.38	
		6304	Other furnishing articles, nes (excl. Of 94.04)	35.85	12.41	-65.40	
		0511	Animal products, nes; dead of chapters 1 and 3, un	4.25	6.32	48.57	
		2306	Oil-cake and other solid residues, of vegetable fa	4.17	5.08	21.89	
		2711	Petroleum gases and other gaseous hydrocarbons	2.08	4.28	105.95	
		6305	Sacks and bags, used for packing goods	0.90	4.21	366.00	
		1007	Grain sorghum	2.13	4.07	91.41	
		3923	Articles for conveyance or packing of goods, of pl	0.54	3.85	613.78	
		8802	Other aircraft (eg helicopters, aeroplanes); space	2.94	3.73	27.03	
		7306	Other tubes, pipes and hollow profiles of iron or	1.08	3.61	235.67	
		0713	Dried leguminous vegetables, shelled	3.02	3.07	1.64	
		2203	Beer made from malt	2.65	2.99	12.83	
		6006	Other knitted or crocheted fabrics.	4.27	2.58	-39.47	
		4821	Paper or paperboard labels of all kinds, whether o	2.29	2.55	11.19	
		2606	Aluminium ores	2.25	2.29	1.74	
		4403	Wood in the rough or roughly squared	1.43	2.29	60.21	
		5205	Cotton yarn, with >=85% cotton, not put up for ret	2.42	2.11	-12.54	
		5203	Cotton, carded or combed	1.14	1.97	73.02	
		7305	Other circular tubes and pipes, diameter >406.4mm,	5.16	1.71	-66.97	

Table 5c: Intra-EAC Trade of the Major twenty imports, 2012 compared to 2011 (Values in US\$ m)

Partner state	Country of Origin	HS level	Description of Goods	2011	2012	% change	
Kenya	Rwanda	2 digits					
		41	Raw hides and skins (other than furskins) and leat	3.51	7.81	122.92	
		09	Coffee, tea, maté and spices.	0.79	1.39	76.65	
		72	Iron and steel.	0.28	0.24	-15.71	
		07	Edible vegetables and certain roots and tubers.		0.13		
		85	Electrical machinery and equipment and parts there	0.02	0.04	115.17	
		63	Other made up textile articles; sets; worn clothin	0.07	0.03	-58.16	
		25	Salt; sulphur; earths and stone; plastering materi	0.06	0.02	-73.07	
		49	Printed books, newspapers, pictures and other prod	0.00	0.01	8609.56	
		84	Nuclear reactors, boilers, machinery and mechanica	0.01	0.01	-3.79	
		97	Works of art, collectors' pieces and antiques.		0.00		
		73	Articles of iron or steel.		0.00		
		88	Aircraft, spacecraft, and parts thereof.		0.00		
		95	Toys, games and sports requisites; parts and acces		0.00		
		69	Ceramic products.		0.00		
		94	Furniture; bedding, mattresses, mattress supports,	0.00	0.00	36833.88	
		70	Glass and glassware.		0.00		
		42	Articles of leather; saddlery and harness; travel	0.00	0.00	368.74	
		39	Plastics and articles thereof.	0.00	0.00	3377.84	
		82	Tools, implements, cutlery, spoons and forks, of b	0.00	0.00	-39.91	
	30	Pharmaceutical products.		0.00			
			4 digits				
			4103	Other raw hides and skins, fresh or preserved, not	1.80	4.98	176.57
			4101	Raw hides and skins of bovine or equine animals, n	1.65	2.82	70.84
			0902	Tea	0.39	1.06	173.49
			0901	Coffee; coffee husks and skins; coffee substitutes	0.40	0.34	-16.40
			7214	Iron/steel bars and rods, forged, etc (incl. Twist	0.28	0.24	-15.70
			0708	Leguminous vegetables, shelled or unshelled, fresh		0.13	
			6309	Worn clothing	0.07	0.03	-58.15
			8517	Electrical apparatus for line telephony or line te	0.01	0.01	97.20
			4106	Goat or kid skin leather, without hair on	0.05	0.01	-73.92
			4901	Printed books, brochures, leaflets and similar pri	0.00	0.01	8451.37
			2506	Quartz; quartzite	0.06	0.01	-85.66
			8516	Electric water and space heaters, hair-dressing ap	0.00	0.01	11386.02
			2530	Mineral substances not elsewhere specified or incl		0.01	
			8528	Television receivers (incl. Video monitors and vid	0.00	0.01	489.59
			8525	Radio-communication/television transmission appara	0.00	0.00	1026.48
			9703	Sculptures and statuary, in any material		0.00	
			8473	Parts and accessories suitable for machines of 84.	0.00	0.00	5729.59
			8518	Microphones; loudspeakers; headphones...; electric	0.00	0.00	1446.85
			8803	Parts of goods of 88.01 or 88.02		0.00	
		8521	Video recording or reproducing apparatus		0.00		
	Burundi	2 digits					
		41	Raw hides and skins (other than furskins) and leat	3.74	3.41	-8.83	
		09	Coffee, tea, maté and spices.	1.53	0.24	-84.00	
		63	Other made up textile articles; sets; worn clothin	0.00	0.01	611.96	
		85	Electrical machinery and equipment and parts there		0.00		
		25	Salt; sulphur; earths and stone; plastering materi		0.00		
		4 digits					
		4103	Other raw hides and skins, fresh or preserved, not	2.39	1.96	-18.01	
		4101	Raw hides and skins of bovine or equine animals, n	1.35	1.37	1.77	
		0902	Tea	0.24	0.24	4.03	
		4104	Leather of bovine or equine animals, without hair		0.08		
		6309	Worn clothing	0.00	0.01	564.60	
		8517	Electrical apparatus for line telephony or line te		0.00		
		2508	Other clays, andalusite, kyanite, etc; mullite; ch		0.00		
		8516	Electric water and space heaters, hair-dressing ap		0.00		
		8544	Insulated wire, cable, etc; optical fibre cables		0.00		

Table 5c: Intra-EAC Trade of the Major twenty imports, 2012 compared to 2011 (Values in US\$ m)

Partner state	Country of Origin	HS level	Description of Goods	2011	2012	% change		
Rwanda	Kenya	2 digits						
		72	Iron and steel	14.93	17.33	16.03		
		15	Animal or vegetable fats and oils and their cleavage products;prepared edible fats	10.73	10.71	-0.14		
		27	Mineral fuels, mineral oils and products of their distillation;bituminous substances	9.46	9.43	-0.34		
		30	Pharmaceutical products	3.24	8.08	149.06		
		84	Nuclear reactors, boilers, machineryand mechanical appliances; parts thereof	3.68	7.70	109.06		
		39	Plastics and articles thereof	7.14	7.66	7.27		
		85	Electrical machinery and equipment and parts thereof	6.26	6.95	10.97		
		48	Paper and paperboard; articles of paper pulp,of paper or of paperboard	6.54	6.83	4.44		
		25	Salt; sulphur; earths and stone;plastering materials, lime and cement	4.33	6.10	40.85		
		64	Footwear, gaiters and the like; parts of such articles	4.26	4.96	16.45		
		24	Tobacco and manufactured tobacco substitutes	4.11	4.02	-1.97		
		73	Articles of iron or steel	3.56	4.01	12.83		
		34	Soap, organic surface-active agents, washing preparations,lubricating preparations	3.22	3.74	16.37		
		17	Sugars and sugar confectionery	4.12	3.54	-14.07		
		49	Printed books, newspapers, pictures and other products of the printing industry	5.39	2.78	-48.30		
		28	Inorganic chemicals; organic or inorganic compounds of precious metal	1.67	2.29	37.04		
		94	Furniture; bedding, mattresses, mattress supports,cushions	1.83	1.95	6.43		
		76	Aluminium and articles thereof	1.65	1.78	7.72		
		87	Vehicles other than railway or tramway rolling?stock,and parts and accessories	0.83	1.71	104.40		
		32	Tanning or dyeing extracts; tannins and their derivatives; dyes,pigments	1.72	1.67	-3.28		
				4 digits				
				7210	Flat-rolled products of iron or non-alloy steel, of a width of 600 mm	6.75	11.48	70.02
				2710	Petroleum oils and oils obtained from bituminous minerals, other than crude	8.53	8.54	0.22
				3004	Medicaments (excluding goods of heading 30.02, 30.05 or 30.06)	2.13	7.40	247.95
				1511	Palm oil and its fractions, whether or not refined, but not chemically modified.	4.77	6.47	35.61
				2402	Cigars, cheroots, cigarillos and cigarettes, of tobacco or of tobacco substitutes.	4.11	4.02	-2.01
				2501	Salt (including table salt and denatured salt) and pure sodium chloride	2.91	3.87	33.20
				4819	Cartons, boxes, cases, bags and other packing containers, of paper	3.46	3.65	5.36
				1704	Sugar confectionery (including white chocolate), not containing cocoa.	3.67	3.40	-7.44
				3924	Tableware, kitchenware, other household articles and toilet articles, of plastics.	2.27	2.65	16.56
				6402	Other footwear with outer soles and uppers of rubber or plastics.	1.66	2.44	46.61
			8471	Automatic data processing machines and units thereof; magnetic	1.24	2.38	92.41	
			4901	Printed books, brochures, leaflets and similar printed matter	4.68	2.25	-51.81	
			3402	Organic surface-active agents (other than soap); surface-active preparations	1.71	1.99	16.31	
			8544	Insulated (including enamelled or anodised) wire, cable	3.29	1.92	-41.53	
			6401	Waterproof footwear with outer soles and uppers of rubber or of plastics,	1.79	1.87	4.38	
			7214	Other bars and rods of iron or non-alloy steel, not further worked than forged	2.77	1.86	-32.83	
			7216	Angles, shapes and sections of iron or non-alloy steel.	1.79	1.84	2.81	
		2523	Portland cement, aluminous cement, slag cement, supersulphate cement	1.14	1.83	60.43		
		3917	Tubes, pipes and hoses, and fittings therefor (for example, joints, elbows, flanges)	1.60	1.72	7.48		
		7306	Other tubes, pipes and hollow profiles (for example, open seam or welded	0.86	1.70	97.78		
	Tanzania	2 digits						
		31	Fertilisers	16.01	14.59	-8.85		
		25	Salt; sulphur; earths and stone;plastering materials, lime and cement	7.14	9.22	29.10		
		17	Sugars and sugar confectionery	5.13	7.41	44.42		
		12	Oil seeds and oleaginous fruits; miscellaneous grains,seeds and fruit	1.92	6.89	259.21		
		72	Iron and steel	4.50	5.41	20.22		
		03	Fish and crustaceans, molluscs and other aquatic invertebrates	4.55	4.67	2.57		
		27	Mineral fuels, mineral oils and products of their distillation	1.94	3.67	88.75		
		10	Cereals	12.99	3.66	-71.84		
		04	Dairy produce; birds' eggs; natural honey;edible products of animal origin	0.39	3.32	760.95		
		70	Ceramic products	2.60	2.54	-2.43		
		33	Essential oils and resinoids; perfumery,cosmetic or toilet preparations	2.59	2.06	-20.25		
		07	Edible vegetables and certain roots and tubers	0.81	2.00	145.83		
		39	Plastics and articles thereof	1.61	1.92	19.69		
		63	Other made up textile articles; sets;worn clothing and worn textile articles; rags	3.54	1.71	-51.76		
		22	Beverages, spirits and vinegar	0.01	1.03	6885.67		
		48	Paper and paperboard; articles of paper pulp,of paper or of paperboard	0.60	0.94	57.29		
		08	Edible fruit and nuts; peel of citrus fruit or melons	0.46	0.65	42.84		
		85	Electrical machinery and equipment and parts thereof	0.78	0.52	-33.97		
		36	Explosives; pyrotechnic products; matches;pyrophoric alloys	0.40	0.51	27.60		
		19	Preparations of cereals, flour, starch or milk;pastrycooks' products	0.39	0.50	28.44		

Table 5c: Intra-EAC Trade of the Major twenty imports, 2012 compared to 2011 (Values in US\$ m)

Partner state	Country of Origin	HS level	Description of Goods	2011	2012	% change	
Rwanda	Tanzania	4 digits					
		3105	Mineral or chemical fertilisers containing two or three of the fertilising elements nitr	13.41	12.19	-9.07	
		2523	Portland cement, aluminous cement, slag cement	6.89	8.94	29.85	
		1701	Cane or beet sugar and chemically pure sucrose, in solid form.	5.09	7.39	45.13	
		7214	Other bars and rods of iron or non-alloy steel, not further worked than forged	4.26	5.05	18.53	
		1202	Ground-nuts, not roasted or otherwise cooked, whether or not shelled or broken.	1.00	4.66	364.61	
		0305	Fish, dried, salted or in brine; smoked fish, whether or not cooked	4.53	4.62	1.87	
		0409	Natural honey.	0.39	3.32	761.84	
		7010	Carboys, bottles, flasks, jars, pots, phials, ampoules and other containers	2.48	2.52	1.36	
		1211	Plants and parts of plants (including seeds and fruits),	0.77	2.21	188.31	
		2712	Petroleum jelly; paraffin wax, micro-crystalline petroleum wax,	0.98	1.99	103.84	
		1006	Rice.	10.51	1.94	-81.51	
		3304	Beauty or make-up preparations and preparations for the care of the skin	2.35	1.67	-28.73	
		6305	Sacks and bags, of a kind used for the packing of goods.	0.55	1.60	192.90	
		3102	Mineral or chemical fertilisers, nitrogenous.	0.06	1.49	2305.71	
		2711	Petroleum gases and other gaseous hydrocarbons.	0.72	1.42	97.69	
		1005	Maize (corn).	1.16	1.07	-8.05	
		2202	Waters, including mineral waters and aerated waters, containing added sugar	0.00	0.97	24222.98	
		3104	Mineral or chemical fertilisers, potassic.	0.00	0.90		
	3923	Articles for the conveyance or packing of goods, of plastics; stoppers,	0.42	0.66	57.60		
	3917	Tubes, pipes and hoses, and fittings therefor	0.51	0.63	22.59		
		Uganda	2 digits				
	15		Animal or vegetable fats and oils and their cleavage products; prepared edible fats	43.14	58.28	35.08	
	25		Salt; sulphur; earths and stone; plastering materials, lime and cement	44.32	56.96	28.53	
	34		Soap, organic surface-active agents, washing preparations, lubricating preparations	13.16	16.53	25.63	
	63		Other made up textile articles; sets; worn clothing and worn textile articles; rags	1.08	13.41	1136.19	
	72		Iron and steel	16.59	9.99	-39.80	
	10		Cereals	5.49	9.54	73.62	
	17		Sugars and sugar confectionery	10.95	9.31	-15.01	
	73		Articles of iron or steel	5.25	5.01	-4.61	
	48		Paper and paperboard; articles of paper pulp, of paper or of paperboard	4.49	4.74	5.48	
	20		Preparations of vegetables, fruit, nuts or other parts of plants	1.45	4.65	220.34	
	39		Plastics and articles thereof	3.78	3.90	3.20	
	32		Tanning or dyeing extracts; tannins and their derivatives; dyes, pigments	3.15	3.64	15.67	
	22		Beverages, spirits and vinegar	2.16	3.49	61.67	
	01		Live animals	2.37	3.27	38.07	
	19		Preparations of cereals, flour, starch or milk; pastrycooks' products	3.31	3.01	-9.18	
	03		Fish and crustaceans, molluscs and other aquatic invertebrates	1.48	2.83	91.98	
	44		Wood and articles of wood; wood charcoal	1.59	2.68	68.78	
33	Essential oils and resinoids; perfumery, cosmetic or toilet preparations		2.10	2.53	20.49		
30	Pharmaceutical products	0.67	1.70	155.25			
12	Oil seeds and oleaginous fruits; miscellaneous grains, seeds and fruit	2.56	1.58	-38.38			
		4 digits					
		2523	Portland cement, aluminous cement, slag cement	43.60	55.68	27.71	
		1516	Animal or vegetable fats and oils and their fractions,	12.97	28.32	118.42	
		1511	Palm oil and its fractions, whether or not refined, but not chemically modified.	22.19	25.35	14.22	
		3401	Soap; organic surface-active products and preparations for use as soap	11.27	13.96	23.88	
		6309	Worn clothing and other worn articles.	0.17	12.50	7462.69	
		1701	Cane or beet sugar and chemically pure sucrose, in solid form.	10.58	9.11	-13.89	
		1005	Maize (corn).	4.88	7.83	60.58	
		2009	Fruit juices (including grape must) and vegetable juices,	1.43	4.65	225.41	
		1512	Sunflower-seed, safflower or cotton-seed oil and fractions thereof,	0.28	3.49	1160.52	
		4819	Cartons, boxes, cases, bags and other packing containers, of paper,	2.78	3.33	19.75	
		3208	Paints and varnishes (including enamels and lacquers)	2.86	3.21	12.27	
		0102	Live bovine animals.	2.10	3.08	47.03	
		7304	Tubes, pipes and hollow profiles, seamless, of iron (other than cast iron) or steel.	3.70	2.71	-26.75	
		7214	Other bars and rods of iron or non-alloy steel,	5.44	2.63	-51.60	
		3402	Organic surface-active agents (other than soap); surface-active preparations,	1.85	2.53	36.61	
		1905	Bread, pastry, cakes, biscuits and other bakers' wares,	3.28	2.49	-23.95	
		2208	Undenatured ethyl alcohol of an alcoholic strength by volume of less than 80 % vol	1.83	2.46	34.49	
		7210	Flat-rolled products of iron or non-alloy steel, of a width of 600 mm or more	3.76	2.42	-35.57	
		0305	Fish, dried, salted or in brine; smoked fish, whether or not cooked before	1.00	2.08	107.45	
		3917	Tubes, pipes and hoses, and fittings therefor	2.13	1.96	-7.75	

Table 5c: Intra-EAC Trade of the Major twenty imports, 2012 compared to 2011 (Values in US\$ m)

Partner state	Country of Origin	HS level	Description of Goods	2011	2012	% change		
Rwanda	Burundi	2 digits						
		34	Soap, organic surface-active agents, washing preparations, lubricating preparations	0.69	6.67	871.49		
		09	Coffee, tea, mate and spices	0.67	0.72	6.64		
		07	Edible vegetables and certain roots and tubers	0.12	0.45	269.25		
		08	Edible fruit and nuts; peel of citrus fruit or melons	0.25	0.43	73.67		
		39	Plastics and articles thereof	0.01	0.31	2208.60		
		10	Cereals	0.10	0.28	168.26		
		70	Ceramic products	0.00	0.28	44951.02		
		87	Vehicles other than railway or tramway rolling? stock,	0.06	0.25	306.88		
		03	Fish and crustaceans, molluscs and other aquatic invertebrates	0.15	0.22	42.46		
		72	Iron and steel	0.42	0.21	-49.83		
		22	Beverages, spirits and vinegar	0.08	0.19	158.06		
		84	Nuclear reactors, boilers, machinery and mechanical appliances; parts thereof	0.03	0.18	577.36		
		85	Electrical machinery and equipment and parts thereof	0.04	0.10	159.38		
		11	Products of the milling industry; malt; starches; inulin; wheat gluten	0.05	0.08	70.76		
		15	Animal or vegetable fats and oils and their cleavage products; prepared edible fats	0.05	0.08	66.66		
		63	Other made up textile articles; sets; worn clothing and worn textile articles; rags	0.01	0.07	610.30		
		73	Articles of iron or steel	0.36	0.06	-82.33		
		24	Tobacco and manufactured tobacco substitutes	0.03	0.06	84.62		
		30	Pharmaceutical products	0.00	0.05	1378.49		
		23	Residues and waste from the food industries; prepared animal fodder	0.03	0.03	3.33		
				4 digits				
				6810	Soap; organic surface-active products and preparations for use as soap	0.00	6.67	
				1211	Coffee, whether or not roasted or decaffeinated; coffee husks and skins	0.00	0.69	277060.77
				4901	Carboys, bottles, flasks, jars, pots, phials, ampoules and other containers	0.00	0.28	47380.49
				9113	Other fruit, fresh.	0.00	0.25	
				8418	Articles for the conveyance or packing of goods, of plastics; stoppers,	0.00	0.24	
				3210	Maize (corn).	0.00	0.22	
				0501	Fish, dried, salted or in brine; smoked fish, whether or not cooked before	0.00	0.21	
				4012	Beer made from malt.	0.00	0.19	283229.45
				3926	Special purpose motor vehicles, other than those principally designed	0.00	0.19	30265.70
				1209	Leguminous vegetables, shelled or unshelled, fresh or chilled.	0.00	0.17	
				1604	Ferrous waste and scrap; remelting scrap ingots of iron or steel.	0.00	0.17	
				0706	Citrus fruit, fresh or dried.	0.00	0.15	
				9701	Parts suitable for use solely or principally with the machinery of headings	0.00	0.14	38830.99
				1101	Dried leguminous vegetables, shelled, whether or not skinned or split.	0.00	0.12	634040.50
				2809	Cereal flours other than of wheat or meslin.	0.00	0.08	
				6306	Palm oil and its fractions, whether or not refined, but not chemically modified.	0.00	0.07	6717.61
				4823	Worn clothing and other worn articles.	0.00	0.07	
		5210	Tubes, pipes and hoses, and fittings therefor	0.00	0.07	42399.30		
		7014	Insulated (including enamelled or anodised) wire, cable	0.00	0.06			
		8516	Motor cars and other motor vehicles principally designed for the transport	0.00	0.06	14931.15		
Burundi	Kenya	2 digits						
		72	Iron And Steel	14.11	10.41	-26.19		
		73	Articles Of Iron Or Steel	4.55	5.63	23.74		
		27	Mineral Fuels, Oils & Product Of Their Distillation; Etc	5.02	4.20	-16.30		
		39	Plastics And Articles Thereof	2.18	3.68	68.83		
		25	Salt; Sulphur; Earth & Ston; Plastering Mat; Lime & Cem	1.68	3.56	111.48		
		32	Tanning/Dyeing Extract; Tannins & Derivs; Pigm Etc	1.20	1.68	39.87		
		30	Pharmaceutical Products	1.36	1.29	-5.58		
		85	Electrical Mchy Equip Parts Thereof; Sound Recorder Etc	1.48	1.20	-18.71		
		17	Sugars And Sugar Confectionery	0.99	1.16	17.59		
		84	Nuclear Reactors, Boilers, Mchy & Mech Appliance; Parts	0.74	1.07	45.45		
		31	Fertilisers	1.45	1.02	-29.71		
		34	Soap, Organic Surface-Active Agents, Washing Prep, Etc	0.73	1.01	37.63		
		15	Animal/Veg Fats & Oils & Their Cleavage Products; Etc	1.29	0.99	-23.15		
		28	Inorgn Chem; Compds Of Prec Met, Radioact Elements Etc	0.82	0.75	-8.83		
		48	Paper & Paperboard; Art Of Paper Pulp, Paper/Paperboard	0.69	0.72	5.49		
		24	Tobacco And Manufactured Tobacco Substitutes	0.45	0.55	21.13		
		44	Wood And Articles Of Wood; Wood Charcoal	0.62	0.41	-34.04		
22	Beverages, Spirits And Vinegar	0.50	0.38	-23.00				
94	Furniture; Bedding, Mattress, Matt Support, Cushion Etc	0.88	0.11	-87.65				
70	Glass And Glassware	0.56	0.06	-88.60				

Table 5c: Intra-EAC Trade of the Major twenty imports, 2012 compared to 2011 (Values in US\$ m)

Partner state	Country of Origin	HS level	Description of Goods	2011	2012	% change	
Burundi	Kenya	4digits					
		1516	Animal Or Vegetable Fats And Oils And Fractions, Hydrogenated, Etc	0.93	0.29	-68.62	
		1704	Sugar Confectionery (Incl. White Chocolate), Not Containing Cocoa	0.98	1.16	17.67	
		2402	Cigars, Cigarillos, Cigarettes, Etc, Of Tobacco Or Tobacco Substitutes	0.45	0.55	21.13	
		2523	Portland Cement, Aluminous Cement, Persulphate Cement, Etc	1.33	3.11	134.87	
		2710	Petroleum Oils, Etc, (Excl. Crude); Preparations Thereof, Nes	4.86	4.05	-16.64	
		3004	Medicaments Of Mixed Or Unmixed Products, For Retail Sale	1.30	1.13	-12.63	
		3105	Mineral Or Chemical Fertilizers, Nes; Other Fertilizers; Goods <=10Kg	0.32	0.76	136.60	
		3208	Paints And Varnishes Based On Polymers In A Non-Aqueous Medium	0.66	0.93	41.67	
		3401	Soap; Organic Surface-Active Products In Bars, Etc; Paper With Soap,Etc	0.41	0.74	82.98	
		3923	Articles For The Of Goods, Of Plastics; Stoppers, Etc, Of Plastics	1.11	2.38	113.72	
		7010	Carboys, Bottles, Flasks... Ampoules, Etc; Stoppers, Lids..., Of Glass	0.52	-	-100.00	
		7208	Hot-Rolled Iron Or Non-Alloy Steel, >=600Mm Wide	1.10	1.15	4.82	
		7210	Rolled Iron Or Non-Alloy Steel, >=600Mm Wide, Clad, Plated Or Coated	9.99	5.37	-46.25	
		7214	Iron/Steel Bars And Rods, Forged, Etc (Incl. Twisted), Uncoiled	0.27	0.96	255.88	
		7216	Angles, Shapes And Sections Of Iron Or Non-Alloy Steel	1.84	2.16	17.21	
		7305	Other Circular Tubes And Pipes, Diameter >406.4Mm, Of Iron Or Steel	0.96	0.55	-42.79	
		7306	Other Tubes, Pipes And Hollow Profiles Of Iron Or Steel, Welded, Nes	2.38	3.46	45.65	
		7308	Iron/Steel Structures And Parts Thereof; Plates, Rods... Therefor	0.44	1.09	147.15	
	8507	Electric Accumulators (Incl. Separators Therefor)	0.49	0.40	-18.21		
	8544	Insulated Wire, Cable, Etc; Optical Fibre Cables	0.27	0.36	34.56		
	Rwanda	Rwanda	2digits				
			04	Dairy Prod; Birds' Eggs; Natural Honey; Edible Prod Nes	0.07	0.08	11.02
			06	Live Tree & Other Plant; Bulb, Root; Cut Flowers Etc	0.00	-	-100.00
			08	Edible Fruit And Nuts; Peel Of Citrus Fruit Or Melons	-	-	-
			18	Cocoa And Cocoa Preparations	0.00	-	-100.00
			31	Fertilisers	2.54	0.01	-99.58
			32	Tanning/Dyeing Extract; Tannins & Derivs; Pigm Etc	0.04	0.03	-12.33
			34	Soap, Organic Surface-Active Agents, Washing Prep, Etc	0.02	0.02	-2.30
			35	Albuminoidal Subs; Modified Starches; Glues; Enzymes	0.25	0.01	-97.53
			38	Miscellaneous Chemical Products	0.02	0.01	-66.20
			39	Plastics And Articles Thereof	0.18	0.78	341.08
			41	Raw Hides And Skins (Other Than Furskins) And Leather	-	-	-
			44	Wood And Articles Of Wood; Wood Charcoal	0.03	-	-100.00
			53	Other Vegetable Textile Fibres; Paper Yarn & Woven Fab	-	-	-
			61	Art Of Apparel & Clothing Access, Knitted Or Crocheted	0.12	0.01	-92.40
			64	Footwear, Gaiters And The Like; Parts Of Such Articles	0.16	0.06	-63.16
			65	Headgear And Parts Thereof	-	0.00	-
			69	Ceramic Products	0.02	0.04	124.81
82			Tool, Implement, Cutlery, Spoon & Fork, Of Base Met Etc	0.04	0.12	170.97	
84		Nuclear Reactors, Boilers, Mchy & Mech Appliance; Parts	0.23	0.23	2.20		
87		Vehicles O/T Railw/Tramw Roll-Stock, Pts & Accessories	0.12	0.13	8.10		
Rwanda		Rwanda	4digits				
			0401	Milk And Cream, Not Concentrated Or Sweetened	0.07	0.08	11.02
			0701	Potatoes, Fresh Or Chilled	1.65	0.95	-42.59
			0708	Leguminous Vegetables, Shelled Or Unshelled, Fresh Or Chilled	0.11	0.20	74.13
			0710	Vegetables, Frozen	0.24	-	-100.00
			0713	Dried Leguminous Vegetables, Shelled	0.55	0.32	-41.69
			0714	Roots And Tubers With High Starch Content, Fresh Or Dried	0.05	0.04	-19.61
			1005	Maize(Corn)	0.14	19.74	13781.78
			2009	Fruit Juices (Incl. Grape Must) And Vegetable Juices, Unfermented	0.08	0.07	-14.87
			2203	Beer Made From Malt	0.85	0.99	16.63
			2523	Portland Cement, Aluminous Cement, Persulphate Cement, Etc	0.23	0.41	79.34
			3004	Medicaments Of Mixed Or Unmixed Products, For Retail Sale	0.04	0.01	-75.86
			3304	Beauty, Make-Up, Skin-Care (Incl. Suntan), Manicure... Preparations	0.12	0.19	55.52
			3305	Preparations For Use On The Hair	0.13	0.17	26.95
			3925	Builders' Ware Of Plastics, Nes	0.18	0.20	8.74
			4911	Other Printed Matter, Including Printed Pictures And Photographs	0.05	0.02	-54.04
			6402	Other Footwear With Outer Soles And Uppers Of Rubber Or Plastics	0.16	0.06	-65.33
			7215	Other Bars And Rods Of Iron Or Non-Alloy Steel	0.29	1.14	299.46
	8415		Air Conditioning Machines	0.12	-	-100.00	
	8471		Automatic Data Processing Machines...; Magnetic Readers..., Nes	0.05	0.05	0.81	
8528	Television Receivers (Incl. Video Monitors And Video Projectors)	0.07	0.01	-87.93			

Table 5c: Intra-EAC Trade of the Major twenty imports, 2012 compared to 2011 (Values in US\$ m)

Partner state	Country of Origin	HS level	Description of Goods	2011	2012	% change		
Burundi	Tanzania	2 digits						
		08	Edible Fruit And Nuts; Peel Of Citrus Fruit Or Melons	-	0.00	-		
		11	Prod Mill Indust; Malt; Starches; Inulin; Wheat Gluten	2.00	2.88	43.92		
		16	Prep Of Meat, Fish Or Crustaceans, Molluscs Etc	-	-	-		
		18	Cocoa And Cocoa Preparations	-	-	-		
		23	Residues & Waste From The Food Indust; Prepr Ani Fodder	0.19	0.15	-22.60		
		25	Salt; Sulphur; Earth & Ston; Plastering Mat; Lime & Cem	11.14	9.84	-11.63		
		27	Mineral Fuels, Oils & Product Of Their Distillation; Etc	3.67	5.57	51.71		
		39	Plastics And Articles Thereof	1.34	0.70	-47.73		
		46	Manufactures Of Straw, Esparto/Other Plaiting Mat; Etc	-	0.00	-		
		50	Silk	-	-	-		
		56	Wadding, Felt & Nonwoven; Yarns; Twine, Cordage, Etc	0.02	0.01	-43.35		
		62	Art Of Apparel & Clothing Access, Not Knitted/Crocheted	0.05	0.01	-79.78		
		64	Footwear, Gaiters And The Like; Parts Of Such Articles	0.38	0.06	-82.91		
		65	Headgear And Parts Thereof	0.02	0.00	-91.95		
		75	Nickel And Articles Thereof	-	-	-		
		76	Aluminium And Articles Thereof	-	0.17	-		
		83	Miscellaneous Articles Of Basee Metal	0.05	0.01	-87.55		
		86	Railw/Tramw Locom, Rolling-Stock & Parts Thereof; Etc	0.00	-	-100.00		
		92	Musical Instruments; Parts And Access Of Such Articles	-	0.00	-		
		96	Miscellaneous Manufactured Articles	0.07	0.03	-56.96		
				2 digits				
				0305	Fish, Salted, Dried...; Smoked Fish; Fish Meal Fit For Human Consumption	0.72	1.45	100.31
				0713	Dried Leguminous Vegetables, Shelled	0.62	0.05	-91.19
				1005	Maize(Corn)	0.73	0.86	18.31
				1006	Rice	2.32	1.96	-15.79
				1101	Wheat Or Meslin Flour	1.29	2.04	58.16
				1102	Cereal Flours, (Excl. Wheat Or Meslin)	0.69	0.51	-25.73
				1202	Ground-Nuts, Not Roasted Or Otherwise Cooked	0.68	0.73	7.32
				1511	Palm Oil And Its Fractions	1.02	0.54	-46.66
				2501	Salt And Pure Sodium Chloride; Sea Water	3.39	2.44	-27.94
				2523	Portland Cement, Aluminous Cement, Persulphate Cement, Etc	7.61	7.29	-4.18
				2710	Petroleum Oils, Etc, (Excl. Crude); Preparations Thereof, Nes	1.93	2.70	39.34
				2714	Bitumen And Asphalt, Natural; Bituminous Or Oil Shale...; Asphaltites...	1.30	2.51	92.78
				3102	Mineral Or Chemical Fertilizers, Nitrogenous	2.65	1.64	-38.18
				3105	Mineral Or Chemical Fertilizers, Nes; Other Fertilizers; Goods =<10Kg	4.42	7.38	66.91
				3304	Beauty, Make-Up, Skin-Care (Incl. Suntan), Manicure... Preparations	1.02	1.54	50.80
				3401	Soap; Organic Surface-Active Products In Bars, Etc; Paper With Soap,Etc	0.54	0.43	-20.79
				3917	Tubes, Pipes And Hoses, And Fittings Therefor, Of Plastics	0.63	0.22	-65.13
			7010	Carboys, Bottles, Flasks... Ampoules, Etc; Stoppers, Lids..., Of Glass	5.11	5.55	8.45	
			7210	Rolled Iron Or Non-Alloy Steel, >=600Mm Wide, Clad, Plated Or Coated	1.38	1.11	-19.39	
			9404	Mattress Supports; Articles Of Bedding, Sprung, Stuffed, Etc	1.10	0.00	-99.97	
		Uganda	2digits					
			04	Dairy Prod; Birds' Eggs; Natural Honey; Edible Prod Nes	0.65	0.85	30.86	
			05	Products Of Animal Origin, Nes Or Included.	0.00	-	-100.00	
			07	Edible Vegetables And Certain Roots And Tubers	0.96	0.09	-90.85	
		08	Edible Fruit And Nuts; Peel Of Citrus Fruit Or Melons	0.00	-	-100.00		
		10	Cereals	13.71	3.86	-71.84		
		11	Prod Mill Indust; Malt; Starches; Inulin; Wheat Gluten	0.87	0.60	-31.28		
		12	Oil Seed, Oleagi Fruits; Miscell Grain, Seed, Fruit Etc	0.15	0.16	7.43		
		16	Prep Of Meat, Fish Or Crustaceans, Molluscs Etc	0.00	0.00	2610.38		
		22	Beverages, Spirits And Vinegar	0.12	0.56	370.69		
		39	Plastics And Articles Thereof	0.52	1.01	92.48		
		44	Wood And Articles Of Wood; Wood Charcoal	1.27	0.23	-81.57		
		48	Paper & Paperboard; Art Of Paper Pulp, Paper/Paperboard	3.25	2.76	-15.22		
		51	Wool, Fine/Coarse Animal Hair, Horsehair Yarn & Fabric	0.00	-	-100.00		
		61	Art Of Apparel & Clothing Access, Knitted Or Crocheted	0.68	0.63	-7.68		
		64	Footwear, Gaiters And The Like; Parts Of Such Articles	0.94	0.82	-12.78		
		70	Glass And Glassware	0.02	0.00	-82.29		
		79	Zinc And Articles Thereof	-	-	-		
		84	Nuclear Reactors, Boilers, Mchy & Mech Appliance; Parts	0.84	0.78	-6.84		
		88	Aircraft, Spacecraft, And Parts Thereof	-	-	-		
		90	Optical, Photo, Cine, Meas, Checking, Precision, Etc	0.11	0.09	-18.76		

Table 5c: Intra-EAC Trade of the Major twenty imports, 2012 compared to 2011 (Values in US\$ m)

Partner state	Country of Origin	HS level	Description of Goods	2011	2012	% change		
Burundi	Uganda	4digits						
		0102	Live Bovine Animals	0.84	1.38	64.02		
		0401	Milk And Cream, Not Concentrated Or Sweetened	0.54	0.77	42.18		
		0714	Roots And Tubers With High Starch Content, Fresh Or Dried	0.78	0.02	-97.22		
		1005	Maize(Corn)	13.22	0.57	-95.71		
		1102	Cereal Flours, (Excl. Wheat Or Meslin)	0.50	0.60	19.46		
		1511	Palm Oil And Its Fractions	3.82	2.60	-31.94		
		1516	Animal Or Vegetable Fats And Oils And Fractions, Hydrogenated, Etc	2.22	1.84	-17.39		
		2401	Unmanufactured Tobacco; Tobacco Refuse	1.81	2.51	38.72		
		2523	Portland Cement, Aluminous Cement, Persulphate Cement, Etc	4.50	4.35	-3.31		
		3004	Medicaments Of Mixed Or Unmixed Products, For Retail Sale	0.56	1.00	79.68		
		3209	Paints And Varnishes, In An Aqueous Medium	0.78	0.70	-10.07		
		4407	Wood Sawn Or Chipped Lengthwise, Sliced Or Peeled, >6Mm Thick	0.65	-	-100.00		
		4412	Plywood, Veneered Panels And Similar Laminated Wood	0.55	0.23	-58.59		
		4820	Registers, Account Books, Etc; Albums For Samples, Of Paper, Paperboard	2.83	2.20	-22.19		
		6114	Other Garments, Knitted Or Crocheted, Nes	0.67	0.59	-11.84		
		6402	Other Footwear With Outer Soles And Uppers Of Rubber Or Plastics	0.68	0.53	-22.98		
		7208	Hot-Rolled Iron Or Non-Alloy Steel, >=600Mm Wide	0.81	0.27	-66.19		
		7210	Rolled Iron Or Non-Alloy Steel, >=600Mm Wide, Clad, Plated Or Coated	4.01	6.92	72.42		
7214	Iron/Steel Bars And Rods, Forged, Etc (Incl. Twisted), Uncoiled	1.43	0.92	-35.90				
7306	Other Tubes, Pipes And Hollow Profiles Of Iron Or Steel, Welded, Nes	0.59	0.15	-75.20				
Tanzania	Kenya	89	Ships, Boats And Floating Structures	0.03	131.93	379239.71		
		84	Nuclear Reactors, Boilers, Mchy & Mech Appliance; Parts	40.12	60.90	51.77		
		39	Plastics And Articles Thereof	14.54	50.15	244.88		
		30	Pharmaceutical Products	22.06	41.62	88.64		
		87	Vehicles O/T Railw/Tranw Rool-Stock, Pts & Accessories	30.53	33.56	9.91		
		85	Electrical Mchy Equip Parts Thereof; Sound Recorder Etc	11.52	25.61	122.36		
		34	Soap, Organic Surface-Active Agents, Washing Prep, Etc	13.66	21.03	53.94		
		15	Animal/Veg Fats & Oil & Their Cleavage Products; Etc	12.41	18.76	51.19		
		28	Inorgn Chem; Compds Of Prec Met, Radioact Elements Etc	9.51	13.08	37.65		
		25	Salt; Sulphur; Earth & Ston; Plastering Mat; Lime & Cem	12.88	12.09	-6.20		
		76	Aluminium And Articles Thereof	6.92	9.30	34.40		
		17	Sugars And Sugar Confectionery	6.56	9.15	39.40		
		04	Dairy Prod; Birds' Eggs; Natural Honey; Edible Prod Nes	4.92	9.09	84.86		
		73	Articles Of Iron And Steel	7.98	9.08	13.72		
		38	Miscellaneous Chemical Products	5.66	7.33	29.34		
		48	Paper & Paperboard; Art Of Paper Pulp, Paper/Paperboard	7.99	7.21	-9.79		
		27	Mineral Fuels, Oils & Product Of Their Distillation; Etc	28.65	7.03	-75.46		
		94	Furniture; Bedding, Mattress, Matt Support, Cushion Etc	6.70	6.76	0.82		
		22	Beverages, Spirits And Vinegar	6.73	6.18	-8.13		
		10	Cereals	3.19	5.79	81.51		
				4 digits				
				8901	Cruise Ships, Excursion Boats, Etc, For Transport Of People Or Goods	-	135,141.09	0.00
				8906	Other Vessels	-	70,418.08	0.00
				3923	Articles For Conveyance Or Packing Of Goods, Of Plastics	15,961.94	70,216.74	339.90
				3004	Medicaments Of Mixed Or Unmixed Products, For Retail Sale	21,112.95	55,724.33	163.93
				8431	Parts Suitable For Use With The Machinery Of 84.25 To 84.30	8,045.68	48,083.71	497.63
				8716	Trailers And Semi-Trailers; Other Vehicles, Not Mechanically Propelled	11,454.24	22,411.99	95.67
				3401	Soap; Organic Surface-Active Products In Bars, Etc; Paper With Soap,Etc	13,581.51	20,604.87	51.71
				8471	Automatic Data Processing Machines...; Magnetic Readers..., Nes	13,149.32	13,853.44	5.35
				8507	Electric Accumulators (Incl. Separators Therefor)	7,677.47	13,251.09	72.60
				1704	Sugar Confectionery (Incl. White Chocolate), Not Containing Cocoa	9,483.17	13,126.82	38.42
				8702	Public-Transport Type Passenger Motor Vehicles	7,552.74	12,546.26	66.12
				0401	Milk And Cream, Not Concentrated Or Sweetened	6,316.77	12,224.05	93.52
				8518	Microphones; Loudspeakers; Headphones...; Electric Amplifiers...	22.61	11,707.69	51680.48
				8704	Motor Vehicles For The Transport Of Goods	6,458.59	11,381.93	76.23
				2501	Salt/Pure Sodium Chloride Whether Or Not Cont Ant-Caking Agents;Seawater	7,542.11	11,219.44	48.76
				1517	Margarine; Edible Preparations Of Animal Or Vegetable Fats Or Oils, Nes	8,259.63	11,125.62	34.70
				3402	Non-Soap Surface-Active Agents; Washing Preparations In Powder, Liquid Etc	6,731.83	10,548.56	56.70
				1516	Animal Or Vegetable Fats And Oils And Fractions, Hydrogenated, Etc	6,038.37	10,113.68	67.49
				3808	Insecticides, Rodenticides... And Similar Products, For Retail Sale	7,265.19	9,694.21	33.43
				2710	Petroleum Oils And Oils Obtained From Bituminous Minerals,Other Than Crude	42,593.02	8,740.35	-79.48

Table 5c: Intra-EAC Trade of the Major twenty imports, 2012 compared to 2011 (Values in US\$ m)

Partner state	Country of Origin	HS level	Description of Goods	2011	2012	% change		
Tanzania	Uganda	2 digits						
		12	Oil Seed, Oleagi Fruits; Miscell Grain, Seed, Fruit Etc	1.02	53.65	5148.96		
		10	Cereals	0.08	22.06	28211.87		
		84	Nuclear Reactors, Boilers, Mchy & Mech Appliance; Parts	3.57	7.18	101.45		
		85	Electrical Mchy Equip Parts Thereof; Sound Recorder Etc	7.06	4.79	-32.20		
		87	Vehicles O/T Railw/Tranw Rool-Stock, Pts & Accessories	1.66	3.70	123.00		
		15	Animal/Veg Fats & Oil & Their Cleavage Products; Etc	3.58	2.12	-40.64		
		34	Soap, Organic Surface-Active Agents, Washing Prep, Etc	1.81	1.58	-12.64		
		44	Wood And Articles Of Wood; Wood Charcoal	0.06	1.23	1972.11		
		73	Articles Of Iron And Steel	0.18	1.17	566.81		
		23	Residues & Waste From The Food Indust; Prepr Ani Fodder	0.50	1.14	126.66		
		90	Optical, Photo, Cine, Meas, Checking, Precision, Etc	0.35	1.07	205.81		
		22	Beverages, Spirits And Vinegar	0.06	1.01	1643.68		
		72	Iron And Steel	0.40	0.92	0.00		
		33	Essential Oils & Resinoids; Perf, Cosmetic/Toilet Prep	0.81	0.89	9.41		
		07	Edible Vegetables And Certain Roots And Tubers	0.04	0.64	1345.82		
		24	Tobacco And Manufactured Tobacco Substitutes	1.37	0.64	-53.50		
		04	Dairy Prod; Birds' Eggs; Natural Honey; Edible Prod Nes	0.47	0.63	0.00		
		30	Pharmaceutical Products	0.03	0.58	1879.04		
		11	Prod Mill Indust; Malt; Starches; Insulin; Wheat Gluten	0.57	0.46	-19.63		
		38	Miscellaneous Chemical Products	0.02	0.42	1667.15		
				4 digits				
				1207	Other Oil Seeds And Oleaginous Fruits	1,570.29	82,576.61	5158.67
				1005	Maize(Corn)	49.51	34,405.38	69394.44
				8517	Electrical Apparatus For Line Telephony Or Line Telegraphy	47.24	4,384.43	9181.32
				8431	Parts Suitable For Use With The Machinery Of 84.25 To 84.30	105.25	3,044.57	2792.62
				8704	Motor Vehicles For The Transport Of Goods	1,247.36	3,010.53	141.35
				8474	Machinery For Sorting..., Agglomerating... Earth, Stone, Ores, Etc	1,493.95	2,693.95	80.32
				1512	Sunflower-Seed, Safflower Or Cotton-Seed Oil And Their Fractions	2,075.88	2,528.25	21.79
				3401	Soap; Organic Surface-Active Products In Bars, Etc; Paper With Soap,Etc	2,695.06	2,346.97	-12.92
				2304	Oil Cake From Soya Bean Oil	774.48	1,761.96	127.50
				8703	Motor Cars And Other Motor Vehicles For The Transport Of Persons	854.26	1,729.84	102.50
				9015	Surveying, Hydrographic, Oceanographic... Instruments/Appliances, Nes	307.97	1,629.15	429.00
				2201	Waters, (Incl. Mineral Waters And Aerated Waters); Ice And Snow	30.33	1,423.62	-
				4403	Wood In The Rough Or Roughly Squared	-	1,398.86	-
				8429	Self-Propelled Bulldozers, Angledozer, Graders, Levellers, Etc	1,101.83	1,357.11	23.17
				8427	Fork-Lift Trucks; Works Trucks Fitted With Lifting/Handling Equipment	-	1,079.40	-
				8504	Electrical Transformers, Static Converters And Inductors	992.97	1,074.51	8.21
		8430	Earth Moving... Machinery, Nes; Pile-Drvers/Extractors; Snow-Ploughs	131.58	1,027.65	681.01		
		2401	Unmanufactured Tobacco; Tobacco Refuse	2,115.99	997.16	-52.88		
		3304	Beauty, Make-Up, Skin-Care (Incl. Suntan), Manicure... Preparations	608.72	974.59	60.10		
		0713	Dried Leguminous Vegetables, Shelled	68.18	965.36	1315.85		
	Burundi	2 digits						
		87	Vehicles O/T Railw/Tranw Rool-Stock, Pts & Accessories	0.17	2.07	-		
		84	Nuclear Reactors, Boilers, Mchy & Mech Appliance; Parts	0.43	1.60	273.39		
		85	Electrical Mchy Equip Parts Thereof; Sound Recorder Etc	0.02	0.10	341.74		
		70	Glass And Glassware	0.00	0.02	-		
		96	Miscellaneous Manufactured Articles	-	0.02	-		
		94	Furniture; Bedding, Mattress, Matt Support, Cushion Etc	0.00	0.01	-		
		40	Rubber And Articles Thereof	-	0.01	-		
		44	Wood And Articles Of Wood; Wood Charcoal	0.00	0.01	-		
		25	Salt; Sulphur; Earth & Ston; Plastering Mat; Lime & Cem	-	0.01	-		
		39	Plastics And Articles Thereof	0.01	0.01	-		
		63	Other Made Up Textile Articles; Sets; Worn Clothing Etc	-	0.00	-		
		95	Toys, Games & Sports Requisites; Parts & Access Thereof	0.00	0.00	-		
		86	Railw/Tramw Locom, Rolling-Stock & Parts Thereof; Etc	0.00	0.00	-		
		73	Articles Of Iron And Steel	0.00	0.00	-		
		62	Art Of Apparel & Clothing Access, Not Knitted/Crocheted	0.00	0.00	-		
		67	Prepr Feathers & Down; Arti Flower; Articles Human Hair	-	0.00	-		
		72	Iron And Steel	0.12	0.00	-		
		48	Paper & Paperboard; Art Of Paper Pulp, Paper/Paperboard	-	0.00	0.00		
		49	Printed Books, Newspapers, Pictures & Other Product Etc	0.00	0.00	-24.35		
		82	Tool, Implement, Cutlery, Spoon & Fork, Of Base Met Etc	-	0.00	0.00		

Table 5c: Intra-EAC Trade of the Major twenty imports, 2012 compared to 2011 (Values in US\$ m)

Partner state	Country of Origin	HS level	Description of Goods	2011	2012	% change	
Tanzania	Burundi	4 digits					
		8704	Motor Vehicles For The Transport Of Goods	103.21	3,112.42	-	
		8429	Self-Propelled Bulldozers, Angledozer, Graders, Levellers, Etc	643.69	2,450.73	280.73	
		8502	Electric Generating Sets And Rotary Converters	31.31	124.72	298.32	
		8703	Motor Cars And Other Motor Vehicles For The Transport Of Persons	106.90	80.99	-24.23	
		8431	Parts Suitable For Use With The Machinery Of 84.25 To 84.30	-	37.20	-	
		7001	Cullet And Other Waste Of Glass	-	35.60	0.00	
		9605	Travel Sets For Personal Toilet, Sewing Or Shoe Or Clothes Cleaning	-	31.82	-	
		4418	Builders' Joinery And Carpentry Of Wood	-	19.33	-	
		4011	New Pneumatic Tyres, Of Rubber	-	15.25	-	
		8701	Tractors (Excl. Tractors Of 87.09)	44.30	15.20	-	
		2523	Portland Cement, Aluminous Cement, Persulphate Cement, Etc	-	14.55	-	
		9405	Lamps And Lighting Fittings, Nes; Illuminated Signs, Name-Plates, Etc	-	12.76	0.00	
		9403	Other Furniture And Parts Thereof	3.19	9.36	-	
		8517	Electrical Apparatus For Line Telephony Or Line Telegraphy	-	9.19	-	
		8702	Public-Transport Type Passenger Motor Vehicles	-	7.92	-	
		8516	Electric Water And Space Heaters, Hair-Dressing Apparatus, Irons, Etc	0.04	5.76	-	
		8609	Containers For Transport Of One Or More Modes Of Transport	-	4.50	-	
	9506	Articles And Equipment For Gymnastics, Athletics, Etc	0.07	4.23	-		
	3920	Other Plates..., Of Plastics, Not Reinforced, Etc	-	3.51	-		
	8544	Insulated Wire, Cable, Etc; Optical Fibre Cables	0.66	3.22	-		
		Rwanda	2 digits				
			07	Edible Vegetables And Certain Roots And Tubers	0.31	1.47	377.98
			87	Vehicles O/T Railw/Tranw Rool-Stock, Pts & Accessories	0.09	0.26	192.60
			73	Articles Of Iron And Steel	0.30	0.11	-62.37
			31	Fertilisers	0.16	0.07	-59.66
			10	Cereals	-	0.06	0.00
			85	Electrical Mchy Equip Parts Thereof; Sound Recorder Etc	0.04	0.04	-4.34
			70	Glass And Glassware	0.00	0.03	-
			56	Wadding, Felt & Nonwoven; Yarns; Twine, Cordage, Etc	0.00	0.02	2108.61
			84	Nuclear Reactors, Boilers, Mchy & Mech Appliance; Parts	0.45	0.02	-96.33
			63	Other Made Up Textile Articles; Sets; Worn Clothing Etc	0.00	0.02	457.15
			94	Furniture; Bedding, Mattress, Matt Support, Cushion Etc	0.03	0.01	-
			11	Prod Mill Indust; Malt; Starches; Insulin; Wheat Gluten	-	0.01	-
			82	Tool, Implement, Cutlery, Spoon & Fork, Of Base Met Etc	0.01	0.01	-
			61	Art Of Apparel & Clothing Access, Knitted Or Crocheted	0.00	0.00	-
			37	Photographic Or Cinematographic Goods	-	0.00	0.00
			33	Essential Oils & Resinoids; Perf, Cosmetic/Toilet Prep	-	0.00	0.00
	40		Rubber And Articles Thereof	0.00	0.00	-	
	90	Optical, Photo, Cine, Meas, Checking, Precision, Etc	0.00	0.00	-		
	64	Footwear, Gaiters And The Like; Parts Of Such Articles	0.00	0.00	-29.38		
	96	Miscellaneous Manufactured Articles	0.01	0.00	-		
		4 digits					
		0701	Potatoes, Fresh Or Chilled	417.69	2,288.18	-	
		8703	Motor Cars And Other Motor Vehicles For The Transport Of Persons	111.03	390.45	251.68	
		7308	Iron/Steel Structures And Parts Thereof; Plates, Rods... Therefor	457.80	109.77	-76.02	
		3105	Mineral Or Chemical Fertilizers, Nes; Other Fertilizers; Goods =<10Kg	253.16	103.49	-59.12	
		1005	Maize(Corn)	-	91.75	0.00	
		7326	Other Articles Of Iron Or Steel	0.56	66.94	11929.37	
		8504	Electrical Transformers, Static Converters And Inductors	0.01	56.67	-	
		5601	Wadding Of Textile Materials And Articles Thereof; Textile Fibres, =<5Mm	-	33.47	-	
		7001	Cullet And Other Waste Of Glass	-	31.04	0.00	
		6309	Worn Clothing	2.75	24.61	794.56	
		8474	Machinery For Sorting..., Agglomerating... Earth, Stone, Ores, Etc	-	19.17	0.00	
		9401	Seats, Other Thanthose Of 94.02, And Parts Thereof	6.83	13.54	-	
		1101	Wheat Or Meslin Flour	-	12.36	0.00	
		8207	Interchangeable Tools For Hand Or Machine-Tools...	8.91	10.99	23.35	
		7013	Glassware Used For Table, Kitchen, Toilet, Office..., Nes	1.26	9.25	-	
		8701	Tractors (Excl. Tractors Of 87.09)	10.34	9.13	-	
		8501	Electric Motors And Generators (Excl. Generating Sets)	25.00	4.53	-	
		0710	Vegetables, Frozen	52.72	4.10	-	
		6105	Men'S Or Boys' Shirts, Knitted Or Crocheted	-	3.49	-	
		3707	Chemical Preparations For Photographic Uses	0.00	2.34	312502.53	

Source: Partner States' Revenue Authorities

Table 6a: Twenty major imports of EAC countries for 2011 (US\$ million)

Country	Hs level	Description of Goods	CIF values	
Uganda	2 digits			
	27	Mineral Fuels, Oils & Product Of Their Distillation; Etc	1,318.84	
	85	Electrical Mchy Equip Parts Thereof; Sound Recorder Etc	532.47	
	87	Vehicles O/T Railw/Tramw Roll-Stock, Pts & Accessories	509.20	
	84	Nuclear Reactors, Boilers, Mchy & Mech Appliance; Parts	486.11	
	72	Iron And Steel	264.14	
	30	Pharmaceutical Products	255.52	
	15	Animal/Veg Fats & Oil & Their Cleavage Products; Etc	247.92	
	39	Plastics And Articles Thereof	226.96	
	10	Cereals	200.99	
	17	Sugars And Sugar Confectionery	136.24	
	25	Salt; Sulphur; Earth & Ston; Plastering Mat; Lime & Cem	133.45	
	48	Paper & Paperboard; Art Of Paper Pulp, Paper/Paperboard	124.28	
	90	Optical, Photo, Cine, Meas, Checking, Precision, Etc	82.24	
	38	Miscellaneous Chemical Products	74.89	
	73	Articles Of Iron Or Steel	74.59	
	63	Other Made Up Textile Articles; Sets; Worn Clothing Etc	70.57	
	22	Beverages, Spirits And Vinegar	62.46	
	40	Rubber And Articles Thereof	57.16	
	33	Essential Oils & Resinoids; Perf, Cosmetic/Toilet Prep	52.70	
	88	Aircraft, spacecraft, and parts thereof.	52.25	
		4 digits		
		2710	Petroleum Oils, Oils from Bituminous Minerals, not Crude; preparations n.e.s.	1255
		8517	Line Telephony or Line Telegraphy Apparatus; including such Apparatus for Carrier-current Line Systems	289
		1511	Palm Oil and Its Fractions; whether or not Refined, but not Chemically Modified	225
		8703	Motor Cars and other Motor Vehicles; Principally Designed for the Transport of Persons	205
		3004	Medicaments; (not Goods of Heading No. 3002, 3005 or 3006)	186
		1001	Wheat and Meslin	159
		8704	Vehicles; for the Transport of Goods	129
		1701	Cane or Beet Sugar and Chemically Pure Sucrose, in Solid form	121
		2523	Portland Cement, Aluminous Cement, Slag Cement, Supersulphate Cement	106
		7210	Iron or Non-alloy Steel; Flat-rolled Products, Width of 600mm or more, Clad, Plated or Coated	101
		8429	Bulldozers, Graders, Levellers, Scrapers, Angle-dozers, Mechanical Shovels, Excavators, Shovel Loaders,	64
		8711	Motorcycles (including Mopeds) and Cycles; Fitted with an Auxiliary Motor,	63
		3901	Polymers of Ethylene, in primary forms	55
		3907	Polyacetals, other Polyethers and Epoxide Resins, in primary forms; Polycarbonates, Alkyd Resins	55
		8803	Aircraft; Parts of Heading No. 8801 or 8802	50
		7208	Iron or Non-alloy Steel; Flat-rolled Products of a Width of 600mm or more,	49
		8471	Automatic Data Processing Machines and Units thereof; Magnetic or Optical Readers,	47
		6309	Clothing, Worn; and other Worn articles	44
		4011	New Pneumatic Tyres, of Rubber	39
		9018	Instruments and Appliances used in Medical, Surgical, Dental or Veterinary Sciences	39
	Kenya	2 digits		
		27	Mineral fuels, mineral oils and products of their	4016.81
		84	Nuclear reactors, boilers, machinery and mechanica	1458.36
		85	Electrical machinery and equipment and parts there	1026.14
		87	Vehicles other than railway or tramway rolling-sto	955.99
72		Iron and steel.	648.83	
10		Cereals.	647.86	
15		Animal or vegetable fats and oils and their cleava	605.22	
39		Plastics and articles thereof.	603.95	
	30	Pharmaceutical products.	433.92	

Table 6a: Twenty major imports of EAC countries for 2011 (US\$ million)

Country	Hs level	Description of Goods	CIF values	
Kenya	2 digits			
	48	Paper and paperboard; articles of paper pulp, of p	363.17	
	88	Aircraft, spacecraft, and parts thereof.	270.00	
	31	Fertilisers.	259.91	
	38	Miscellaneous chemical products.	245.56	
	73	Articles of iron or steel.	204.30	
	63	Other made up textile articles; sets; worn clothin	186.38	
	90	Optical, photographic, cinematographic, measuring,	177.98	
	40	Rubber and articles thereof.	166.92	
	76	Aluminium and articles thereof.	137.24	
	29	Organic chemicals.	128.75	
	17	Sugars and sugar confectionery.	124.50	
	Kenya	4 digits		
		2710	Petroleum oils and oils obtained from bituminous m	2434.14
		2709	Petroleum oils crude	1396.70
		1511	Palm oil and its fractions wheather or not refined	556.58
		8517	Electrical apparatus for line telephony or line te	419.96
		7208	Hot-rolled iron or non-alloy steel, >=600mm wide	379.11
		1001	Wheat and meslin	353.24
		3004	Medicaments of mixed or unmixed products, for reta	339.94
		8703	Motor cars and other motor vehicles for the transp	312.73
		8802	Other aircraft (eg helicopters, aeroplanes); space	202.66
		8704	Motor vehicles for the transport of goods	192.42
		3901	Polymers of ethylene, in primary forms	191.87
		8471	Automatic data processing machines...; magnetic re	175.05
		3105	Mineral or chemical fertilizers, nes; other fertil	153.62
		8701	Tractors (excl. Tractors of 87.09)	150.69
		1006	Rice	141.29
		1005	Maize(corn)	129.25
		8474	Machinery for sorting..., agglomerating... Earth,	116.05
8407	Spark-ignition reciprocating/rotary internal combu	115.20		
1701	Cane or beet sugar and chemically pure sucrose, in	110.21		
3902	Polymers of propylene or of other olefins, in prim	101.07		
Rwanda	2 digits			
	85	Electrical machinery and equipment and parts thereof;sound recorders and reproducers	139.51	
	27	Mineral fuels, mineral oils and products of their distillation;bituminous substances; mineral waxes	119.13	
	84	Nuclear reactors, boilers, machineryand mechanical appliances; parts thereof	108.66	
	87	Vehicles other than railway or tramway rolling?stock,and parts and accessories thereof	108.45	
	30	Pharmaceutical products	79.55	
	72	Iron and steel	73.58	
	15	Animal or vegetable fats and oils and their cleavage products;prepared edible fats	60.85	
	10	Cereals	57.84	
	25	Salt; sulphur; earths and stone;plastering materials, lime and cement	56.59	
	73	Articles of iron or steel	48.28	
	17	Sugars and sugar confectionery	41.84	
	90	Optical, photographic,cinematographic, measuring, checking,precision, medical or surgical instruments	38.18	
	39	Plastics and articles thereof	32.44	
	48	Paper and paperboard; articles of paper pulp,of paper or of paperboard	26.91	
	63	Other made up textile articles; sets;worn clothing and worn textile articles; rags	25.92	
	31	Fertilisers	22.17	
	34	Soap, organic surface-active agents, washing preparations,lubricating preparations, artificial waxes,	19.67	
11	Products of the milling industry; malt; starches;inulin; wheat gluten	19.15		
33	Essential oils and resinoids; perfumery,cosmetic or toilet preparations	18.20		
38	Miscellaneous chemical products	17.31		

Table 6a: Twenty major imports of EAC countries for 2011 (US\$ million)

Country	Hs level	Description of Goods	CIF values
Rwanda	4 digits		
	2710	Petroleum oils and oils obtained from bituminous minerals, other than crude; preparation	105.80
	8703	Motor cars and other motor vehicles principally designed for the transport of persons (o	51.96
	2523	Portland cement, aluminous cement, slag cement, supersulphate cement and similar hydraul	51.92
	3002	Human blood; animal blood prepared for therapeutic, prophylactic or diagnostic uses; ant	37.38
	1701	Cane or beet sugar and chemically pure sucrose, in solid form.	33.68
	7308	Structures (excluding prefabricated buildings of heading 94.06) and parts of structures	33.06
	1001	Wheat and meslin.	33.02
	8517	Electrical apparatus for line telephony or line telegraphy, including line telephone set	31.81
	8471	Automatic data processing machines and units thereof; magnetic or optical readers, machi	30.50
	1511	Palm oil and its fractions, whether or not refined, but not chemically modified.	30.38
	3004	Medicaments (excluding goods of heading 30.02, 30.05 or 30.06) consisting of mixed or un	28.09
	8544	Insulated (including enamelled or anodised) wire, cable (including co-axial cable) and o	26.41
	8704	Motor vehicles for the transport of goods.	22.22
	8803	Parts of goods of heading 88.01 or 88.02.	19.13
	1516	Animal or vegetable fats and oils and their fractions, partly or wholly hydrogenated, in	18.82
	7210	Flat-rolled products of iron or non-alloy steel, of a width of 600 mm or more, clad, pla	17.49
	6309	Worn clothing and other worn articles.	16.64
	7208	Flat-rolled products of iron or non-alloy steel, of a width of 600 mm or more, hot-rolle	16.61
	3401	Soap; organic surface-active products and preparations for use as soap, in the form of b	15.63
4011	New pneumatic tyres, of rubber.	15.48	
Burundi	2 digits		
	27	Mineral Fuels, Oils & Product Of Their Distillation; Etc	176.76
	21	Miscellaneous Edible Preparations	69.87
	84	Nuclear Reactors, Boilers, Mchy & Mech Appliance; Parts	55.20
	30	Pharmaceutical Products	52.63
	25	Salt; Sulphur; Earth & Ston; Plastering Mat; Lime & Cem	40.43
	72	Iron And Steel	33.99
	10	Cereals	27.70
	11	Prod Mill Indust; Malt; Starches; Inulin; Wheat Gluten	19.23
	73	Articles Of Iron Or Steel	19.17
	63	Other Made Up Textile Articles; Sets; Worn Clothing Etc	17.86
	15	Animal/Veg Fats & Oils & Their Cleavage Products; Etc	14.58
	39	Animal/Veg Fats & Oils & Their Cleavage Products; Etc	14.04
	17	Sugars And Sugar Confectionery	11.25
	48	Sugars And Sugar Confectionery	11.00
	31	Sugars And Sugar Confectionery	10.74
	70	Glass And Glassware	10.17
	40	Glass And Glassware	8.37
	38	Miscellaneous Chemical Products	7.07
	12	Oil Seed, Oleagi Fruits; Miscell Grain, Seed, Fruit Etc	7.01
64	Footwear, Gaiters And The Like; Parts Of Such Articles	6.52	
68	Art Of Stone, Plaster, Cement, Asbestos, Mica/Sim Mat	6.18	
	4 digits		
2710	Petroleum Oils, Etc, (Excl. Crude); Preparations Thereof, Nes	154.13	
2106	Food Preparations Not Elsewhere Specified Or Included	69.07	
3004	Medicaments Of Mixed Or Unmixed Products, For Retail Sale	39.69	
2523	Portland Cement, Aluminous Cement, Persulphate Cement, Etc	36.14	
2714	Slate, Crude, Roughly Trimmed Or Merely Cut	16.89	
7210	Rolled Iron Or Non-Alloy Steel, >=600Mm Wide, Clad, Plated Or Coated	15.28	
1005	Maize(Corn)	15.14	
1107	Grain Sorghum	13.30	
6304	Other Furnishing Articles, Nes (Excl. Of 94.04)	10.42	

Table 6a: Twenty major imports of EAC countries for 2011 (US\$ million)

Country	Hs level	Description of Goods	CIF values	
Burundi	4 digits			
	1511	Palm Oil And Its Fractions	10.23	
	8422	Dish Washing Machines; Machinery For Cleaning..., Filling..., Aerating	10.12	
	1701	Cane Or Beet Sugar And Chemically Pure Sucrose, In Solid Form	10.01	
	3002	Mineral Or Chemical Fertilizers, Nitrogenous	9.02	
	7010	Carboys, Bottles, Flasks... Ampoules, Etc; Stoppers, Lids..., Of Glass	8.10	
	8429	Self-Propelled Bulldozers, Angledozer, Graders, Levellers, Etc	8.06	
	7214	Iron/Steel Bars And Rods, Forged, Etc (Incl. Twisted), Uncoiled	7.67	
	1001	Milk And Cream, Not Concentrated Or Sweetened	7.44	
	3105	Mineral Or Chemical Fertilizers, Nes; Other Fertilizers; Goods =<10Kg	6.74	
4011	New Pneumatic Tyres, Of Rubber	6.51		
7308	Iron/Steel Structures And Parts Thereof; Plates, Rods... Therefor	6.46		
Tanzania	2 digits			
	27	Mineral Fuels, Oils & Product Of Their Distillation; Etc	3,596.82	
	84	Nuclear Reactors, Boilers, Mchy & Mech Appliance; Parts	1,343.65	
	87	Vehicles O/T Railw/Tranw Rool-Stock, Pts & Accessories	1,023.47	
	85	Electrical Mchy Equip Parts Thereof; Sound Recorder Etc	711.37	
	10	Cereals	470.70	
	39	Plastics And Articles Thereof	430.82	
	72	Iron And Steel	394.47	
	15	Animal/Veg Fats & Oil & Their Cleavage Products; Etc	317.68	
	30	Pharmaceutical Products	271.09	
	73	Articles Of Iron And Steel	251.48	
	31	Fertilisers	203.54	
	40	Rubber And Articles Thereof	193.60	
	90	Optical, Photo, Cine, Meas, Checking, Precision, Etc	128.48	
	17	Sugars And Sugar Confectionery	125.99	
	48	Paper & Paperboard; Art Of Paper Pulp, Paper/Paperboard	116.43	
	38	Miscellaneous Chemical Products	102.66	
	25	Salt; Sulphur; Earth & Ston; Plastering Mat; Lime & Cem	93.33	
	28	Inorgn Chem; Compds Of Prec Met, Radioact Elements Etc	92.78	
	63	Other Made Up Textile Articles; Sets; Worn Clothing Etc	87.67	
	94	Furniture; Bedding, Mattress, Matt Support, Cushion Etc	81.89	
		4 digits		
	2710	Petroleum Oils And Oils Obtained From Bituminous Minerals, Other Than Crude	3,517.81	
	1001	Wheat And Meslin	404.38	
	1511	Palm Oil And Its Fractions Wheather Or Not Refined Not Chemically Modified	274.56	
	8704	Motor Vehicles For The Transport Of Goods	269.97	
	8703	Motor Cars And Other Motor Vehicles For The Transport Of Persons	260.79	
	7208	Hot-Rolled Iron Or Non-Alloy Steel, >=600Mm Wide	232.11	
	8431	Parts Suitable For Use With The Machinery Of 84.25 To 84.30	208.43	
	8517	Electrical Apparatus For Line Telephony Or Line Telegraphy	201.69	
	8411	Turbo-Jets, Turbo-Propellers And Other Gas Turbines	183.30	
	3901	Polymers Of Ethylene, In Primary Forms	168.42	
	8701	Tractors (Excl. Tractors Of 87.09)	165.73	
3004	Medicaments Of Mixed Or Unmixed Products, For Retail Sale	158.14		
8429	Self-Propelled Bulldozers, Angledozer, Graders, Levellers, Etc	155.68		
4011	New Pneumatic Tyres, Of Rubber	140.81		
1701	Cane Or Beet Sugar And Chemically Pure Sucrose, In Solid Form	112.70		
8502	Electric Generating Sets And Rotary Converters	109.90		
3105	Mineral Or Chemical Fertilizers, Nes; Other Fertilizers; Goods =<10Kg	106.86		
3902	Polymers Of Propylene Or Of Other Olefins, In Primary Forms	84.88		
3102	Mineral Or Chemical Fertilizers, Nitrogenous	81.60		
8702	Public-Transport Type Passenger Motor Vehicles	75.87		

Source: Partner States' Revenue Authorities

Table 6b: Twenty major imports of EAC countries for 2012 (US\$ million)

Country	Hs level	Description of Goods	CIF values	
Uganda	2 digits			
	27	Mineral fuels, mineral oils and products of their distillation; bituminous substances	1,366.54	
	84	Nuclear reactors, boilers, machinery and mechanical appliances; parts thereof.	702.16	
	87	Vehicles other than railway or tramway rolling-stock, and parts and accessories thereof.	533.89	
	85	Electrical machinery and equipment and parts thereof; sound recorders and reproducers	500.81	
	10	Cereals.	277.00	
	30	Pharmaceutical products.	251.83	
	15	Animal or vegetable fats and oils and their cleavage products; prepared edible fats	250.17	
	72	Iron and steel.	242.01	
	39	Plastics and articles thereof.	236.07	
	17	Sugars and sugar confectionery.	160.82	
	25	Salt; sulphur; earths and stone; plastering materials, lime and cement.	136.71	
	48	Paper and paperboard; articles of paper pulp, of paper or of paperboard.	123.62	
	90	Optical, photographic, cinematographic, measuring, checking, precision	89.00	
	63	Other made up textile articles; sets; worn clothing and worn textile articles; rags.	83.15	
	38	Miscellaneous chemical products.	80.17	
	22	Beverages, spirits and vinegar.	75.39	
	40	Rubber and articles thereof.	68.88	
	33	Essential oils and resinoids; perfumery, cosmetic or toilet preparations.	63.50	
	29	Organic chemicals.	59.18	
	73	Articles of iron or steel.	56.09	
	Uganda	4 digits		
		2710	Petroleum oils and oils obtained from bituminous minerals, other than crude	1309
		8517	Electrical apparatus for line telephony or line telegraphy	249
		1511	Palm oil and its fractions whether or not refined not chemically modified	230
		8703	Motor cars and other motor vehicles for the transport of persons	213
		1001	Wheat and meslin	210
		3004	Medicaments of mixed or unmixed products, for retail sale	203
		1701	Cane or beet sugar and chemically pure sucrose, in solid form	145
		8704	Motor vehicles for the transport of goods	145
		8429	Self-propelled bulldozers, angledozers, graders, levellers, etc	125
		2523	Portland cement, aluminous cement, persulphate cement, etc	107
		7210	Rolled iron or non-alloy steel, >=600mm wide, clad, plated or coated	84
		3901	Polymers of ethylene, in primary forms	63
		1006	Rice	59
		8471	Automatic data processing machines...; magnetic readers..., nes	57
		8438	Machinery, nes, for the industrial preparation of food or drink	54
		6309	Worn clothing	52
		8711	Motocycles (incl. Mopeds) and cycles fitted with an auxiliary motor	49
4011		New pneumatic tyres, of rubber	47	
7208		Hot-rolled iron or non-alloy steel, >=600mm wide	45	
9018		Instruments and appliances used in medical, surgical, dental... Sciences	45	
Kenya		2 digits		
		27	Mineral fuels, mineral oils and products of their	4099.17
		84	Nuclear reactors, boilers, machinery and mechanical	1777.80
	85	Electrical machinery and equipment and parts there	1241.15	
	87	Vehicles other than railway or tramway rolling-sto	1131.31	
	10	Cereals.	628.71	
	15	Animal or vegetable fats and oils and their cleava	625.68	
	39	Plastics and articles thereof.	618.97	
	72	Iron and steel.	574.00	
	88	Aircraft, spacecraft, and parts thereof.	515.92	
	30	Pharmaceutical products.	467.80	
	48	Paper and paperboard; articles of paper pulp, of p	347.27	
	73	Articles of iron or steel.	329.54	
	38	Miscellaneous chemical products.	268.46	
	31	Fertilisers.	238.70	
	40	Rubber and articles thereof.	219.77	
	90	Optical, photographic, cinematographic, measuring,	213.39	
	17	Sugars and sugar confectionery.	200.55	
	63	Other made up textile articles; sets; worn clothin	171.68	
	29	Organic chemicals.	166.85	
94	Furniture; bedding, mattresses, mattress supports,	143.34		

Table 6b: Twenty major imports of EAC countries for 2012 (US\$ million)

Country	Hs level	Description of Goods	CIF values	
Kenya	4 digits			
	2710	Petroleum oils and oils obtained from bituminous m	3053.77	
	2709	Petroleum oils crude	803.75	
	1511	Palm oil and its fractions wheather or not refined	580.03	
	8802	Other aircraft (eg helicopters, aeroplanes); space	428.26	
	8517	Electrical apparatus for line telephony or line te	421.37	
	8703	Motor cars and other motor vehicles for the transp	402.80	
	3004	Medicaments of mixed or unmixed products, for reta	383.81	
	1001	Wheat and meslin	351.12	
	7208	Hot-rolled iron or non-alloy steel, >=600mm wide	310.65	
	8471	Automatic data processing machines...; magnetic re	230.86	
	8701	Tractors (excl. Tractors of 87.09)	219.30	
	3901	Polymers of ethylene, in primary forms	205.37	
	8704	Motor vehicles for the transport of goods	202.33	
	1701	Cane or beet sugar and chemically pure sucrose, in	182.65	
	1006	Rice	171.40	
	3105	Mineral or chemical fertilizers, nes; other fertil	154.70	
8431	Parts suitable for use with the machinery of 84.25	133.60		
4011	New pneumatic tyres, of rubber	128.29		
8429	Self-propelled bulldozers, angledozers, graders, l	123.24		
8504	Electrical transformers, static converters and ind	121.75		
Rwanda	2 digits			
	84	Nuclear reactors, boilers, machinery and mechanical appliances; parts thereof	175.01	
	85	Electrical machinery and equipment and parts thereof; sound recorders and reproducers	167.31	
	27	Mineral fuels, mineral oils and products of their distillation; bituminous substances	117.46	
	87	Vehicles other than railway or tramway rolling stock, and parts and accessories thereof	116.64	
	10	Cereals	84.87	
	72	Iron and steel	79.69	
	25	Salt; sulphur; earths and stone; plastering materials, lime and cement	73.09	
	15	Animal or vegetable fats and oils and their cleavage products; prepared edible fats	73.04	
	30	Pharmaceutical products	73.03	
	73	Articles of iron or steel	65.04	
	17	Sugars and sugar confectionery	54.82	
	63	Other made up textile articles; sets; worn clothing and worn textile articles; rags	54.04	
	90	Optical, photographic, cinematographic, measuring, checking, precision	48.61	
	39	Plastics and articles thereof	46.11	
	31	Fertilisers	38.60	
	34	Soap, organic surface-active agents, washing preparations, lubricating preparations	29.94	
	48	Paper and paperboard; articles of paper pulp, of paper or of paperboard	27.69	
	40	Rubber and articles thereof	19.75	
	94	Furniture; bedding, mattresses, mattress supports, cushions and similar stuffed furnishings	18.73	
	38	Miscellaneous chemical products	16.62	
		4 digits		
	2710	Petroleum oils and oils obtained from bituminous minerals, other than crude; preparation	108.36	
	2523	Portland cement, aluminous cement, slag cement, supersulphate cement and similar hydraul	66.82	
	8703	Motor cars and other motor vehicles principally designed for the transport of persons (o	58.07	
	3004	Medicaments (excluding goods of heading 30.02, 30.05 or 30.06) consisting of mixed or un	51.05	
	1701	Cane or beet sugar and chemically pure sucrose, in solid form.	50.74	
	1001	Wheat and meslin.	49.75	
	8517	Electrical apparatus for line telephony or line telegraphy, including line telephone set	47.23	
	8471	Automatic data processing machines and units thereof; magnetic or optical readers, machi	35.43	
	1511	Palm oil and its fractions, whether or not refined, but not chemically modified.	34.76	
	3105	Mineral or chemical fertilisers containing two or three of the fertilising elements nitr	32.04	
	1516	Animal or vegetable fats and oils and their fractions, partly or wholly hydrogenated, in	30.13	
6309	Worn clothing and other worn articles.	27.69		
9018	Instruments and appliances used in medical, surgical, dental or veterinary sciences, inc	26.82		
3401	Soap; organic surface-active products and preparations for use as soap, in the form of b	23.07		
7210	Flat-rolled products of iron or non-alloy steel, of a width of 600 mm or more, clad, pla	23.06		
1006	Rice.	20.88		
8704	Motor vehicles for the transport of goods.	19.85		
7308	Structures (excluding prefabricated buildings of heading 94.06) and parts of structures	17.14		
6304	Other furnishing articles, excluding those of heading 94.04.	16.94		
8544	Insulated (including enamelled or anodised) wire, cable (including co-axial cable) and o	16.11		

Table 6b: Twenty major imports of EAC countries for 2012 (US\$ million)

Country	Hs level	Description of Goods	CIF values	
Burundi	2 digits			
	27	Prod Mill Indust; Malt; Starches; Inulin; Wheat Gluten	163.72	
	12	Oil Seed, Oleagi Fruits; Miscell Grain, Seed, Fruit Etc	145.98	
	85	Electrical machinery and equipment and parts thereof; sound recorders and reproducers	61.90	
	30	Sugars And Sugar Confectionery	55.31	
	84	Prod Mill Indust; Malt; Starches; Inulin; Wheat Gluten	53.46	
	10	Cereals.	52.60	
	11	Essential Oils & Resinoids; Perf, Cosmetic/Toilet Prep	49.32	
	87	Lac; Gums, Resins & Other Vegetable Saps & Extracts	47.74	
	72	Mineral Fuels, Oils & Product Of Their Distillation; Etc	36.80	
	25	Salt; Sulphur; Earth & Ston; Plastering Mat; Lime & Cem	33.18	
	73	Rubber And Articles Thereof	25.92	
	39	Plastics and articles thereof.	18.34	
	15	Electrical Mchy Equip Parts Thereof; Sound Recorder Etc	14.03	
	17	Printed Books, Newspapers, Pictures & Other Product Etc	13.82	
	31	Articles Of Iron Or Steel	13.77	
	63	Fertilisers	12.68	
	48	Paper and paperboard; articles of paper pulp, of paper or of paperboard	11.89	
	90	Other Made Up Textile Articles; Sets; Worn Clothing Etc	10.62	
	49	Miscellaneous Articles Of Base Metal	9.85	
	40	Glass And Glassware	9.33	
	Burundi	4 digits		
		2710	Petroleum Oils, Etc, (Excl. Crude); Preparations Thereof, Nes	155.03
		1201	Soya Beans	108.86
		3004	Medicaments Of Mixed Or Unmixed Products, For Retail Sale	40.37
		1208	Flours And Meals Of Oil Seeds Or Oleaginous Fruits (Excl. Mustard)	35.64
		2523	Portland cement, aluminous cement, slag cement, supersulphate cement and similar hydraul	29.53
		1102		29.50
		1005	Maize(Corn)	25.95
		1001	Wheat and meslin.	17.63
		8703	Malt	16.39
		7210	Rolled Iron Or Non-Alloy Steel, >=600Mm Wide, Clad, Plated Or Coated	14.34
		8704	Motor Vehicles For The Transport Of Goods	13.67
		1107	Cane Or Beet Sugar And Chemically Pure Sucrose, In Solid Form	13.21
		1701	Cane Or Beet Sugar And Chemically Pure Sucrose, In Solid Form	12.48
		3002	Human blood; animal blood prepared for therapeutic, prophylactic or diagnostic uses; ant	11.58
		3105	Mineral or chemical fertilisers containing two or three of the fertilising elements nitr	10.52
		7214	Iron/Steel Bars And Rods, Forged, Etc (Incl. Twisted), Uncoiled	10.38
		8517	Electrical apparatus for line telephony or line te	9.26
1006		Rice.	8.96	
1511		Palm oil and its fractions, whether or not refined, but not chemically modified.	8.59	
8544			7.23	
Tanzania		2 digits		
		27	Mineral Fuels, Oils & Product Of Their Distillation; Etc	3,827.65
	84	Nuclear Reactors, Boilers, Mchy & Mech Appliance; Parts	1,171.53	
	87	Vehicles O/T Railw/Tranw Rool-Stock, Pts & Accessories	1,127.14	
	85	Electrical Mchy Equip Parts Thereof; Sound Recorder Etc	743.94	
	10	Cereals	471.67	
	39	Plastics And Articles Thereof	467.24	
	72	Iron And Steel	426.22	
	15	Animal/Veg Fats & Oil & Their Cleavage Products; Etc	297.96	
	73	Articles Of Iron And Steel	246.15	
	40	Rubber And Articles Thereof	227.04	
	30	Pharmaceutical Products	214.85	
	17	Sugars And Sugar Confectionery	183.79	
	89	Ships, Boats And Floating Structures	162.63	
	31	Fertilisers	148.89	
	90	Optical, Photo, Cine, Meas, Checking, Precision, Etc	138.53	
	48	Paper & Paperboard; Art Of Paper Pulp, Paper/Paperboard	122.69	
	38	Miscellaneous Chemical Products	118.29	
	28	Inorgn Chem; Compds Of Prec Met, Radioact Elements Etc	114.56	
	25	Salt; Sulphur; Earth & Ston; Plastering Mat; Lime & Cem	112.49	
63	Other Made Up Textile Articles; Sets; Worn Clothing Etc	95.67		

Table 6b: Twenty major imports of EAC countries for 2012 (US\$ million)

Country	Hs level	Description of Goods	CIF values
Tanzania	4 digits		
	2710	Petroleum Oils And Oils Obtained From Bituminous Minerals,Other Than Crude	3,636.52
	1001	Wheat And Meslin	415.43
	8703	Motor Cars And Other Motor Vehicles For The Transport Of Persons	302.43
	8704	Motor Vehicles For The Transport Of Goods	252.68
	1511	Palm Oil And Its Fractions Wheather Or Not Refined Not Chemically Modified	247.72
	8431	Parts Suitable For Use With The Machinery Of 84.25 To 84.30	239.96
	8701	Tractors (Excl. Tractors Of 87.09)	226.18
	7208	Hot-Rolled Iron Or Non-Alloy Steel, >=600Mm Wide	214.20
	8517	Electrical Apparatus For Line Telephony Or Line Telegraphy	176.95
	1701	Cane Or Beet Sugar And Chemically Pure Sucrose, In Solid Form	169.02
	4011	New Pneumatic Tyres, Of Rubber	166.77
	3004	Medicaments Of Mixed Or Unmixed Products, For Retail Sale	132.59
	3902	Polymers Of Propylene Or Of Other Olefins, In Primary Forms	111.35
	3901	Polymers Of Ethylene, In Primary Forms	110.07
	2711	Petroleum Gases And Other Gaseous Hydrocarbons	105.33
	8502	Electric Generating Sets And Rotary Converters	103.83
	8716	Trailers And Semi-Trailers; Other Vehicles, Not Machanically Propelled	97.59
	8901	Cruise Ships, Excursion Boats, Etc, For Transport Of People Or Goods	97.24
	8429	Self-Propelled Bulldozers, Angledozer, Graders, Levellers, Etc	93.06
3102	Mineral Or Chemical Fertilizers, Nitrogenous	92.93	

Source: Partner States' Revenue Authorities

Table 6c: Twenty major imports of EAC countries for 2012 compared to 2011 (in US\$ million)

Country	Hs Level	Description of Goods	2011	2012	% change	
Uganda	2 digits					
	27	Mineral fuels, mineral oils and products of their distillation; bituminous substances	1,318.84	1,366.54	3.62	
	84	Nuclear reactors, boilers, machinery and mechanical appliances; parts thereof.	486.11	702.16	44.44	
	87	Vehicles other than railway or tramway rolling-stock, and parts and accessories thereof.	509.20	533.89	4.85	
	85	Electrical machinery and equipment and parts thereof; sound recorders and reproducers	532.47	500.81	-5.95	
	10	Cereals.	200.99	277.00	37.82	
	30	Pharmaceutical products.	255.52	251.83	-1.44	
	15	Animal or vegetable fats and oils and their cleavage products; prepared edible fats	247.92	250.17	0.91	
	72	Iron and steel.	264.14	242.01	-8.38	
	39	Plastics and articles thereof.	226.96	236.07	4.01	
	17	Sugars and sugar confectionery.	136.24	160.82	18.04	
	25	Salt; sulphur; earths and stone; plastering materials, lime and cement.	133.45	136.71	2.44	
	48	Paper and paperboard; articles of paper pulp, of paper or of paperboard.	124.28	123.62	-0.54	
	90	Optical, photographic, cinematographic, measuring, checking, precision	82.24	89.00	8.21	
	63	Other made up textile articles; sets; worn clothing and worn textile articles; rags.	70.57	83.15	17.83	
	38	Miscellaneous chemical products.	74.89	80.17	7.04	
	22	Beverages, spirits and vinegar.	62.46	75.39	20.71	
	40	Rubber and articles thereof.	57.16	68.88	20.49	
	33	Essential oils and resinoids; perfumery, cosmetic or toilet preparations.	52.70	63.50	20.50	
	29	Organic chemicals.	41.80	59.18	41.58	
	73	Articles of iron or steel.	74.59	56.09	-24.80	
	Uganda	4 digits				
		2710	Petroleum oils and oils obtained from bituminous minerals, other than crude	1,255.12	1,309.02	4.29
		8517	Electrical apparatus for line telephony or line telegraphy	289.17	249.43	-13.74
		1511	Palm oil and its fractions whether or not refined not chemically modified	224.54	229.52	2.22
		8703	Motor cars and other motor vehicles for the transport of persons	205.00	213.42	4.11
		1001	Wheat and meslin	159.00	209.94	32.04
		3004	Medicaments of mixed or unmixed products, for retail sale	185.77	203.17	9.37
		1701	Cane or beet sugar and chemically pure sucrose, in solid form	121.12	145.11	19.81
		8704	Motor vehicles for the transport of goods	129.20	144.77	12.05
		8429	Self-propelled bulldozers, angledozers, graders, levellers, etc	63.71	125.26	96.60
		2523	Portland cement, aluminous cement, persulphate cement, etc	105.87	106.58	0.67
		7210	Rolled iron or non-alloy steel, >=600mm wide, clad, plated or coated	101.14	84.21	-16.73
		3901	Polymers of ethylene, in primary forms	54.68	62.66	14.60
		1006	Rice	37.07	59.09	59.38
8471		Automatic data processing machines...; magnetic readers...; nes	46.95	57.15	21.72	
8438		Machinery, nes, for the industrial preparation of food or drink	24.18	54.24	124.33	
6309		Worn clothing	44.01	51.56	17.15	
8711		Motocycles (incl. mopeds) and cycles fitted with an auxiliary motor	63.45	48.79	-23.09	
4011		New pneumatic tyres, of rubber	39.42	47.20	19.73	
7208		Hot-rolled iron or non-alloy steel, >=600mm wide	49.25	44.74	-9.16	
9018		Instruments and appliances used in medical, surgical, dental... Sciences	38.53	44.50	15.49	
Kenya	2 digits					
	27	Mineral fuels, mineral oils and products of their	4016.81	4099.17	2.05	
	84	Nuclear reactors, boilers, machinery and mechanical	1458.36	1777.80	21.90	
	85	Electrical machinery and equipment and parts there	1026.14	1241.15	20.95	
	87	Vehicles other than railway or tramway rolling-sto	955.99	1131.31	18.34	
	10	Cereals.	647.86	628.71	-2.96	
	15	Animal or vegetable fats and oils and their cleava	605.22	625.68	3.38	
	39	Plastics and articles thereof.	603.95	618.97	2.49	
	72	Iron and steel.	648.83	574.00	-11.53	
	88	Aircraft, spacecraft, and parts thereof.	270.00	515.92	91.08	
	30	Pharmaceutical products.	433.92	467.80	7.81	
	48	Paper and paperboard; articles of paper pulp, of p	363.17	347.27	-4.38	
	73	Articles of iron or steel.	204.30	329.54	61.30	
	38	Miscellaneous chemical products.	245.56	268.46	9.32	
	31	Fertilisers.	259.91	238.70	-8.16	
	40	Rubber and articles thereof.	166.92	219.77	31.66	
	90	Optical, photographic, cinematographic, measuring,	177.98	213.39	19.90	
	17	Sugars and sugar confectionery.	124.50	200.55	61.08	
	63	Other made up textile articles; sets; worn clothin	186.38	171.68	-7.89	
	29	Organic chemicals.	128.75	166.85	29.59	
94	Furniture; bedding, mattresses, mattress supports,	103.29	143.34	38.78		

Table 6c: Twenty major imports of EAC countries for 2012 compared to 2011 (in US\$ million)

Country	Hs Level	Description of Goods	2011	2012	% change		
Kenya	4 digits	Petroleum oils and oils obtained from bituminous m	2434.14	3053.77	25.46		
		2710	Petroleum oils crude	1396.70	803.75	-42.45	
		1511	Palm oil and its fractions wheather or not refined	556.58	580.03	4.21	
		8802	Other aircraft (eg helicopters, aeroplanes); space	202.66	428.26	111.32	
		8517	Electrical apparatus for line telephony or line te	419.96	421.37	0.34	
		8703	Motor cars and other motor vehicles for the transp	312.73	402.80	28.80	
		3004	Medicaments of mixed or unmixed products, for reta	339.94	383.81	12.90	
		1001	Wheat and meslin	353.24	351.12	-0.60	
		7208	Hot-rolled iron or non-alloy steel, >=600mm wide	379.11	310.65	-18.06	
		8471	Automatic data processing machines...; magnetic re	175.05	230.86	31.88	
		8701	Tractors (excl. Tractors of 87.09)	150.69	219.30	45.53	
		3901	Polymers of ethylene, in primary forms	191.87	205.37	7.04	
		8704	Motor vehicles for the transport of goods	192.42	202.33	5.15	
		1701	Cane or beet sugar and chemically pure sucrose, in	110.21	182.65	65.73	
		1006	Rice	141.29	171.40	21.31	
		3105	Mineral or chemical fertilizers, nes; other fertil	153.62	154.70	0.70	
		8431	Parts suitable for use with the machinery of 84.25	37.65	133.60	254.84	
		4011	New pneumatic tyres, of rubber	95.83	128.29	33.87	
		8429	Self-propelled bulldozers, angledozers, graders, l	100.17	123.24	23.04	
8504	Electrical transformers, static converters and ind	87.68	121.75	38.86			
Rwanda	2 digits	Nuclear reactors, boilers, machineryand mechanical appliances; parts thereof	108.66	175.01	61.06		
		84	Electrical machinery and equipment and parts thereof;sound recorders and reproducers	139.51	167.31	19.93	
		85	Mineral fuels, mineral oils and products of their distillation;bituminous substances	119.13	117.46	-1.40	
		27	Vehicles other than railway or tramway rolling?stock,and parts and accessories thereof	108.45	116.64	7.55	
		87	Cereals	57.84	84.87	46.74	
		10	Iron and steel	73.58	79.69	8.31	
		72	Salt; sulphur; earths and stone;plastering materials, lime and cement	56.59	73.09	29.15	
		25	Animal or vegetable fats and oils and their cleavage products;prepared edible fats	60.85	73.04	20.02	
		15	Pharmaceutical products	79.55	73.03	-8.19	
		30	Articles of iron or steel	48.28	65.04	34.71	
		73	Sugars and sugar confectionery	41.84	54.82	31.01	
		17	Other made up textile articles; sets;worn clothing and worn textile articles; rags	25.92	54.04	108.48	
		63	Optical, photographic,cinematographic, measuring, checking,precision	38.18	48.61	27.30	
		90	Plastics and articles thereof	32.44	46.11	42.16	
		39	Fertilisers	22.17	38.60	74.08	
		31	Soap, organic surface-active agents, washing preparations,lubricating preparations	19.67	29.94	52.21	
		34	Paper and paperboard; articles of paper pulp,of paper or of paperboard	26.91	27.69	2.89	
		48	Rubber and articles thereof	13.56	19.75	45.65	
		40	Furniture; bedding, mattresses, mattress supports,cushions and similar stuffed furnishing	14.47	18.73	29.48	
		94	Miscellaneous chemical products	17.31	16.62	-4.03	
		38	4 digits	Petroleum oils and oils obtained from bituminous minerals, other than crude	105.80	108.36	2.42
		2710		Portland cement, aluminous cement, slag cement, supersulphate cement	51.92	66.82	28.69
		2523		Motor cars and other motor vehicles principally designed for the transport of persons	51.96	58.07	11.75
		8703		Medicaments (excluding goods of heading 30.02, 30.05 or 30.06)	28.09	51.05	81.74
		3004		Cane or beet sugar and chemically pure sucrose, in solid form.	33.68	50.74	50.66
		1701		Wheat and meslin.	33.02	49.75	50.68
		1001		Electrical apparatus for line telephony or line telegraphy, including line telephone set	31.81	47.23	48.45
		8517		Automatic data processing machines and units thereof	30.50	35.43	16.17
		8471		Palm oil and its fractions, whether or not refined, but not chemically modified.	30.38	34.76	14.43
		1511		Mineral or chemical fertilisers containing two or three of the fertilising elements nitr	18.82	32.04	70.20
		3105		Animal or vegetable fats and oils and their fractions, partly or wholly hydrogenated,	18.82	30.13	60.06
		1516		Worn clothing and other worn articles.	16.64	27.69	66.40
		6309		Instruments and appliances used in medical, surgical, dental or veterinary sciences	16.64	26.82	61.13
9018	Soap; organic surface-active products and preparations for use as soap	15.63		23.07	47.55		
3401	Flat-rolled products of iron or non-alloy steel, of a width of 600 mm or more	17.49		23.06	31.82		
7210	Rice.	16.61		20.88	25.71		
1006	Motor vehicles for the transport of goods.	22.22		19.85	-10.64		
8704	Structures (excluding prefabricated buildings of heading 94.06) and parts of structures	33.06		17.14	-48.15		
7308	Other furnishing articles, excluding those of heading 94.04.	5.80		16.94	192.02		
6304	Insulated (including enamelled or anodised) wire, cable (including co-axial cable)	26.41	16.11	-38.98			
8544							

Table 6c: Twenty major imports of EAC countries for 2012 compared to 2011 (in US\$ million)

Country	Hs Level	Description of Goods	2011	2012	% change	
Burundi	2 digits					
	27	Mineral Fuels, Oils & Product Of Their Distillation; Etc	172.53	163.72	-5.10	
	12	Oil Seed, Oleagi Fruits; Miscell Grain, Seed, Fruit Etc	6.84	145.98	2033.62	
	30	Pharmaceutical Products	51.37	55.31	7.66	
	84	Nuclear Reactors, Boilers, Mchy & Mech Appliance; Parts	53.88	53.46	-0.78	
	10	Cereals	27.04	52.60	94.53	
	11	Prod Mill Indust; Malt; Starches; Inulin; Wheat Gluten	18.77	49.32	162.82	
	72	Iron And Steel	33.18	36.80	10.92	
	25	Salt; Sulphur; Earth & Ston; Plastering Mat; Lime & Cem	39.46	33.18	-15.93	
	73	Articles Of Iron Or Steel	18.71	25.92	38.54	
	39	Plastics And Articles Thereof	13.71	18.34	33.80	
	15	Animal/Veg Fats & Oils & Their Cleavage Products; Etc	14.23	14.03	-1.42	
	17	Sugars And Sugar Confectionery	10.98	13.82	25.88	
	31	Fertilisers	10.49	13.77	31.31	
	63	Other Made Up Textile Articles; Sets; Worn Clothing Etc	17.43	12.68	-27.25	
	48	Paper & Paperboard; Art Of Paper Pulp, Paper/Paperboard	10.74	11.89	10.72	
	40	Rubber And Articles Thereof	8.17	9.33	14.21	
	70	Glass And Glassware	9.93	7.89	-20.49	
	38	Miscellaneous Chemical Products	6.90	5.92	-14.16	
	21	Miscellaneous Edible Preparations	68.20	2.61	-96.17	
	64	Footwear, Gaiters And The Like; Parts Of Such Articles	6.36	2.34	-63.22	
		4 digits				
		2710	Petroleum Oils, Etc, (Excl. Crude); Preparations Thereof, Nes	150.44	155.03	3.05
		3004	Medicaments Of Mixed Or Unmixed Products, For Retail Sale	38.74	40.37	4.23
		2523	Portland Cement, Aluminous Cement, Persulphate Cement, Etc	35.27	29.53	-16.27
		1005	Maize(Corn)	14.78	25.95	75.59
		1001	Milk And Cream, Not Concentrated Or Sweetened	7.27	17.63	142.65
		7210	Rolled Iron Or Non-Alloy Steel, >=600Mm Wide, Clad, Plated Or Coated	14.91	14.34	-3.81
		1107	Malt	12.98	13.21	1.77
		1701	Cane Or Beet Sugar And Chemically Pure Sucrose, In Solid Form	9.77	12.48	27.74
		3002	Human Blood; Animal Blood; Antisera, Etc; Vaccines, Toxins, Etc	8.81	11.58	31.53
		3105	Mineral Or Chemical Fertilizers, Nes; Other Fertilizers; Goods =<10Kg	6.57	10.52	60.03
		7214	Iron/Steel Bars And Rods, Forged, Etc (Incl. Twisted), Uncoiled	7.49	10.38	38.64
		1511	PaM Oil And Its Fractions	9.98	8.59	-13.98
		4011	New Pneumatic Tyres, Of Rubber	6.36	6.71	5.63
		7308	Iron/Steel Structures And Parts Thereof; Plates, Rods... Therefor	6.30	6.48	2.84
		7010	Carboys, Bottles, Flasks... Ampoules, Etc; Stoppers, Lids..., Of Glass	7.91	5.66	-28.45
		2714	Bitumen And Asphalt, Natural; Bituminous Or Oil Shale...; Asphaltites...	16.48	5.47	-66.79
8422		Dish Washing Machines; Machinery For Cleaning..., Filling..., Aerating	9.88	3.09	-68.75	
6304		Other Furnishing Articles, Nes (Excl. Of 94.04)	10.17	2.83	-72.17	
8429		Self-Propelled Bulldozers, Angledozer, Graders, Levellers, Etc	7.87	2.44	-69.00	
2106	Food Preparations Not Elsewhere Specified Or Included	67.42	1.45	-97.84		
Tanzania	2 digits					
	27	Mineral Fuels, Oils & Product Of Their Distillation; Etc	3,596.82	3,827.65	6.42	
	84	Nuclear Reactors, Boilers, Mchy & Mech Appliance; Parts	1,343.65	1,171.53	-12.81	
	87	Vehicles O/T Railw/Tranw Rool-Stock, Pts & Accessories	1,023.47	1,127.14	10.13	
	85	Electrical Mchy Equip Parts Thereof; Sound Recorder Etc	711.37	743.94	4.58	
	10	Cereals	470.70	471.67	0.20	
	39	Plastics And Articles Thereof	430.82	467.24	8.45	
	72	Iron And Steel	394.47	426.22	8.05	
	15	Animal/Veg Fats & Oil & Their Cleavage Products; Etc	317.68	297.96	-6.21	
	73	Articles Of Iron And Steel	251.48	246.15	-2.12	
	40	Rubber And Articles Thereof	193.60	227.04	17.27	
	30	Pharmaceutical Products	271.09	214.85	-20.75	
	17	Sugars And Sugar Confectionery	125.99	183.79	45.88	
	89	Ships, Boats And Floating Structures	49.60	162.63	227.87	
	31	Fertilisers	203.54	148.89	-26.85	
	90	Optical, Photo, Cine, Meas, Checking, Precision, Etc	128.48	138.53	7.82	
	48	Paper & Paperboard; Art Of Paper Pulp, Paper/Paperboard	116.43	122.69	5.37	
	38	Miscellaneous Chemical Products	102.66	118.29	15.22	
28	Inorgn Chem; Compds Of Prec Met, Radioact Elements Etc	92.78	114.56	23.48		
25	Salt; Sulphur; Earth & Ston; Plastering Mat; Lime & Cem	93.33	112.49	20.54		
63	Other Made Up Textile Articles; Sets; Worn Clothing Etc	87.67	95.67	9.12		

Table 6c: Twenty major imports of EAC countries for 2012 compared to 2011 (in US\$ million)

Country	Hs Level	Description of Goods	2011	2012	% change
Tanzania	4 digits				
	2710	Petroleum Oils And Oils Obtained From Bituminous Minerals,Other Than Crude	2,154.88	3,517.81	63.25
	1001	Wheat And Meslin	291.94	404.38	38.51
	1511	Palm Oil And Its Fractions Wheather Or Not Refined Not Chemically Modified	173.46	274.56	58.28
	8704	Motor Vehicles For The Transport Of Goods	229.18	269.97	17.80
	8703	Motor Cars And Other Motor Vehicles For The Transport Of Persons	304.68	260.79	-14.40
	7208	Hot-Rolled Iron Or Non-Alloy Steel, >=600Mm Wide	173.60	232.11	33.71
	8431	Parts Suitable For Use With The Machinery Of 84.25 To 84.30	112.09	208.43	85.95
	8517	Electrical Apparatus For Line Telephony Or Line Telegraphy	126.33	201.69	59.66
	8411	Turbo-Jets, Turbo-Propellers And Other Gas Turbines	1.28	183.30	14259.76
	3901	Polymers Of Ethylene, In Primary Forms	176.31	168.42	-4.47
	8701	Tractors (Excl. Tractors Of 87.09)	93.64	165.73	76.97
	3004	Medicaments Of Mixed Or Unmixed Products, For Retail Sale	105.95	158.14	49.27
	8429	Self-Propelled Bulldozers, Angledozer, Graders, Levellers, Etc	108.28	155.68	43.77
	4011	New Pneumatic Tyres, Of Rubber	128.36	140.81	9.70
	1701	Cane Or Beet Sugar And Chemically Pure Sucrose, In Solid Form	81.28	112.70	38.66
	8502	Electric Generating Sets And Rotary Converters	48.90	109.90	124.75
	3105	Mineral Or Chemical Fertilizers, Nes; Other Fertilizers; Goods =<10Kg	57.60	106.86	85.52
	3902	Polymers Of Propylene Or Of Other Olefins, In Primary Forms	81.71	84.88	3.88
	3102	Mineral Or Chemical Fertilizers, Nitrogenous	70.73	81.60	15.37
	8702	Public-Transport Type Passenger Motor Vehicles	92.97	75.87	-18.39

Source: Partner States' Revenue Authorities

Table 7a: Intra-EAC Domestic Exports of the major twenty products, 2011 (US\$, million)

Partner State	Country of Destination	Hs Level	Description of Goods	2011
Uganda	Kenya	2 digits		
		09	Coffee, Tea, Mate And Spices	74.14
		07	Edible Vegetables And Certain Roots And Tubers	17.14
		10	Cereals	15.61
		04	Dairy Prod; Birds' Eggs; Natural Honey; Edible Prod Nes	13.14
		23	Residues & Waste From The Food Indust; Prepr Ani Fodder	10.65
		24	Tobacco And Manufactured Tobacco Substitutes	8.87
		12	Oil Seed, Oleagi Fruits; Miscell Grain, Seed, Fruit Etc	8.76
		27	Mineral Fuels, Oils & Product Of Their Distillation; Etc	7.75
		52	Cotton	6.22
		15	Animal/Veg Fats & Oils & Their Cleavage Products; Etc	5.10
		72	Iron And Steel	4.74
		84	Nuclear Reactors, Boiliers, Mchy & Mech Appliance; Parts	3.67
		41	Raw Hides And Skins (Other Than Furskins) And Leather	2.29
		44	Wood And Articles Of Wood; Wood Charcoal	2.01
		03	Fish & Crustacean, Mollusc & Other Aquatic Invertebrate	1.57
		48	Paper & Paperboard; Art Of Paper Pulp, Paper/Paperboard	1.41
		63	Other Made Up Textile Articles; Sets; Worn Clothing Etc	1.36
		85	Electrical Mchy Equip Parts Thereof; Sound Recorder Etc	1.26
	11	Prod Mill Indust; Malt; Starches; Inulin; Wheat Gluten	1.22	
	64	Footwear, Gaiters And The Like; Parts Of Such Articles	0.92	
		4 digits		
		0902	Tea	71.87
		0713	Dried Leguminous Vegetables, Shelled	14.45
		1005	Maize(Corn)	14.35
		2401	Unmanufactured Tobacco; Tobacco Refuse	8.86
		0402	Milk And Cream, Concentrated Or Sweetened	7.83
		2716	Electrical Energy	7.72
		5203	Cotton, Carded Or Combed	6.02
		1207	Other Oil Seeds And Oleaginous Fruits	5.19
		0401	Milk And Cream, Not Concentrated Or Sweetened	5.18
		2302	Brans, Sharps And Other Residues, Derived From Working Of Ceareals, Etc	3.92
		7217	Wire Of Iron Or Non-Alloy Steel	3.54
		8458	Lathes For Removing Metal	3.00
		2304	Oil-Cake And Other Solid Residues, Of Soya-Bean	2.70
		0708	Leguminous Vegetables, Shelled Or Unshelled, Fresh Or Chilled	2.65
		1208	Flours And Meals Of Oil Seeds Or Oleaginous Fruits (Excl. Mustard)	2.54
		1516	Animal Or Vegetable Fats And Oils And Fractions, Hydrogenated, Etc	2.49
		2306	Oil-Cake And Other Solid Residues, Of Vegetable Fats	2.48
	0901	Coffee; Coffee Husks And Skins; Coffee Substitutes Containing Coffee	2.23	
	4410	Particle Board And Similar Board Of Wood Or Other Ligneous Materials	1.73	
	2301	Flours, Etc, Of Meat, Fish, Etc, Unfit For Human Cosumption; Greaves	1.43	
	Tanzania	2 digits		
		27	Mineral Fuels, Oils & Product Of Their Distillation; Etc	7.71
		15	Animal/Veg Fats & Oils & Their Cleavage Products; Etc	7.31
		34	Soap, Organic Surface-Active Agents, Washing Prep, Etc	3.88
		72	Iron And Steel	2.14
		33	Essential Oils & Resinoids; Perf, Cosmetic/Toilet Prep	2.12
		17	Sugars And Sugar Confectionery	1.16
		24	Tobacco And Manufactured Tobacco Substitutes	1.03
		63	Other Made Up Textile Articles; Sets; Worn Clothing Etc	0.95
		23	Residues & Waste From The Food Indust; Prepr Ani Fodder	0.87
		52	Cotton	0.49
		04	Dairy Prod; Birds' Eggs; Natural Honey; Edible Prod Nes	0.46
		48	Paper & Paperboard; Art Of Paper Pulp, Paper/Paperboard	0.37
		12	Oil Seed, Oleagi Fruits; Miscell Grain, Seed, Fruit Etc	0.36
	84	Nuclear Reactors, Boiliers, Mchy & Mech Appliance; Parts	0.31	
	01	Live Animals	0.28	
	85	Electrical Mchy Equip Parts Thereof; Sound Recorder Etc	0.23	
	39	Plastics And Articles Thereof	0.22	
	73	Articles Of Iron Or Steel	0.18	
	20	Prep Of Vegetable, Fruit, Nuts Or Other Parts Of Plants	0.17	
	22	Beverages, Spirits And Vinegar	0.12	

Table 7a: Intra-EAC Domestic Exports of the major twenty products, 2011 (US\$, million)

Partner State	Country of Destination	Hs Level	Description of Goods	2011	
Uganda	Tanzania	4 digits			
		2716	Electrical Energy	7.52	
		1516	Animal Or Vegetable Fats And Oils And Fractions, Hydrogenated, Etc	5.43	
		3401	Soap; Organic Surface-Active Products In Bars, Etc; Paper With Soap,Etc	3.82	
		3304	Beauty, Make-Up, Skin-Care (Incl. Suntan), Manicure... Preparations	2.11	
		7210	Rolled Iron Or Non-Alloy Steel, >=600Mm Wide, Clad, Plated Or Coated	1.71	
		1511	Palm Oil And Its Fractions	1.42	
		1701	Cane Or Beet Sugar And Chemically Pure Sucrose, In Solid Form	1.16	
		2401	Unmanufactured Tobacco; Tobacco Refuse	0.98	
		2304	Oil-Cake And Other Solid Residues, Of Soya-Bean	0.83	
		6305	Sacks And Bags, Used For Packing Goods	0.79	
		5203	Cotton, Carded Or Combed	0.49	
		1512	Sunflower-Seed, Safflower Or Cotton-Seed Oil And Their Fractions	0.46	
		4819	Cartons, Boxes, Etc; Box Files, Etc, Of Paper, Paperboard, Etc	0.36	
		0401	Milk And Cream, Not Concentrated Or Sweetened	0.31	
		0105	Live Poultry	0.28	
		7216	Angles, Shapes And Sections Of Iron Or Non-Alloy Steel	0.22	
		8504	Electrical Transformers, Static Converters And Inductors	0.22	
		1207	Other Oil Seeds And Oleaginous Fruits	0.21	
	2712	Petroleum Jelly; Paraffin Wax... And Other Mineral Waxes, Etc	0.19		
	2009	Fruit Juices (Incl. Grape Must) And Vegetable Juices, Unfermented	0.17		
	Rwanda		2 digits		
			15	Animal/Veg Fats & Oils & Their Cleavage Products; Etc	45.50
			25	Salt; Sulphur; Earth & Ston; Plastering Mat; Lime & Cem	41.41
			34	Soap, Organic Surface-Active Agents, Washing Prep, Etc	13.33
			72	Iron And Steel	12.21
			17	Sugars And Sugar Confectionery	9.59
			03	Fish & Crustacean, Mollusc & Other Aquatic Invertebrate	6.11
			73	Articles Of Iron Or Steel	5.86
			48	Paper & Paperboard; Art Of Paper Pulp, Paper/Paperboard	3.59
			32	Tanning/Dyeing Extract; Tannins & Derivs; Pigm Etc	3.58
			39	Plastics And Articles Thereof	3.16
			56	Wadding, Felt & Nonwoven; Yarns; Twine, Cordage, Etc	2.34
			19	Prep Of Cereal, Flour, Starch/Milk; Pastrycooks' Prod	2.16
			22	Beverages, Spirits And Vinegar	1.97
			44	Wood And Articles Of Wood; Wood Charcoal	1.87
			33	Essential Oils & Resinoids; Perf, Cosmetic/Toilet Prep	1.87
			84	Nuclear Reactors, Boilers, Mchy & Mech Appliance; Parts	1.56
	64	Footwear, Gaiters And The Like; Parts Of Such Articles	1.04		
20	Prep Of Vegetable, Fruit, Nuts Or Other Parts Of Plants	0.84			
49	Printed Books, Newspapers, Pictures & Other Product Etc	0.79			
27	Mineral Fuels, Oils & Product Of Their Distillation; Etc	0.77			
		4 digits			
		2523	Portland Cement, Aluminous Cement, Persulphate Cement, Etc	41.28	
		1516	Animal Or Vegetable Fats And Oils And Fractions, Hydrogenated, Etc	23.12	
		1511	Palm Oil And Its Fractions	21.84	
		3401	Soap; Organic Surface-Active Products In Bars, Etc; Paper With Soap	11.71	
		1701	Cane Or Beet Sugar And Chemically Pure Sucrose, In Solid Form	9.39	
		7214	Iron/Steel Bars And Rods, Forged, Etc (Incl. Twisted), Uncoiled	3.73	
		7306	Other Tubes, Pipes And Hollow Profiles Of Iron Or Steel, Welded, Nes	3.60	
		3208	Paints And Varnishes Based On Polymers In A Non-Aqueous Medium	3.39	
		7208	Hot-Rolled Iron Or Non-Alloy Steel, >=600Mm Wide	3.34	
		0304	Fish Fillets And Other Fish Meat, Fresh, Chilled Or Frozen	2.69	
		5601	Wadding Of Textile Materials And Articles Thereof; Textile Fibres	2.32	
		7216	Angles, Shapes And Sections Of Iron Or Non-Alloy Steel	2.30	
		4819	Cartons, Boxes, Etc; Box Files, Etc, Of Paper, Paperboard, Etc	2.18	
		1905	Bread, Pastry, Cakes, Etc; Communion Wafers, Rice Paper, Etc	2.16	
		0307	Molluscs And Aquatic Invertebrates, Nes	2.13	
		3917	Tubes, Pipes And Hoses, And Fittings Therefor, Of Plastics	1.91	
2208	Undenatured Ethyl Alcohol Of An Alcoholic Strength <80%; Spirits, Etc	1.73			
7314	Cloth, Grill, Netting And Fencing Of Iron/Steel Wire; Expanded Metal	1.72			
3304	Beauty, Make-Up, Skin-Care (Incl. Suntan), Manicure... Preparations	1.67			
7210	Rolled Iron Or Non-Alloy Steel, >=600Mm Wide, Clad	1.48			

Table 7a: Intra-EAC Domestic Exports of the major twenty products, 2011 (US\$, million)

Partner State	Country of Destination	Hs Level	Description of Goods	2011	
Uganda	Burundi	2 digits			
		72	Iron And Steel	7.38	
		15	Animal/Veg Fats & Oils & Their Cleavage Products; Etc	5.94	
		25	Salt; Sulphur; Earth & Ston; Plastering Mat; Lime & Cem	4.07	
		48	Paper & Paperboard; Art Of Paper Pulp, Paper/Paperboard	3.39	
		24	Tobacco And Manufactured Tobacco Substitutes	1.87	
		73	Articles Of Iron Or Steel	1.82	
		39	Plastics And Articles Thereof	1.49	
		44	Wood And Articles Of Wood; Wood Charcoal	1.12	
		01	Live Animals	0.86	
		10	Cereals	0.83	
		32	Tanning/Dyeing Extract; Tannins & Derivs; Pigm Etc	0.82	
		30	Pharmaceutical Products	0.62	
		64	Footwear, Gaiters And The Like; Parts Of Such Articles	0.46	
		33	Essential Oils & Resinoids; Perf, Cosmetic/Toilet Prep	0.46	
		84	Nuclear Reactors, Boilers, Mchy & Mech Appliance; Parts	0.41	
		19	Prep Of Cereal, Flour, Starch/Milk; Pastrycooks' Prod	0.36	
		63	Other Made Up Textile Articles; Sets; Worn Clothing Etc	0.36	
		62	Art Of Apparel & Clothing Access, Not Knitted/Crocheted	0.30	
	34	Soap, Organic Surface-Active Agents, Washing Prep, Etc	0.29		
	07	Edible Vegetables And Certain Roots And Tubers	0.29		
			4 digits		
			7210	Rolled Iron Or Non-Alloy Steel, >=600Mm Wide, Clad	5.46
			2523	Portland Cement, Aluminous Cement, Persulphate Cement, Etc	4.07
			1516	Animal Or Vegetable Fats And Oils And Fractions, Hydrogenated, Etc	4.07
			4820	Registers, Account Books, Etc; Albums For Samples, Of Paper	3.10
			2401	Unmanufactured Tobacco; Tobacco Refuse	1.87
			1511	Palm Oil And Its Fractions	1.82
			7214	Iron/Steel Bars And Rods, Forged, Etc (Incl. Twisted), Uncoiled	1.35
			7306	Other Tubes, Pipes And Hollow Profiles Of Iron Or Steel, Welded, Nes	1.32
			3923	Articles For The Of Goods, Of Plastics; Stoppers, Etc, Of Plastics	1.13
			1005	Maize(Corn)	0.83
			3208	Paints And Varnishes Based On Polymers In A Non-Aqueous Medium	0.79
			0102	Live Bovine Animals	0.72
			3003	Medicaments With >=2 Constituents Mixed Together	0.52
			4412	Plywood, Veneered Panels And Similar Laminated Wood	0.49
			3304	Beauty, Make-Up, Skin-Care (Incl. Suntan), Manicure... Preparations	0.44
			7216	Angles, Shapes And Sections Of Iron Or Non-Alloy Steel	0.44
			4403	Wood In The Rough Or Roughly Squared	0.42
		6402	Other Footwear With Outer Soles And Uppers Of Rubber Or Plastics	0.36	
		1905	Bread, Pastry, Cakes, Etc; Communion Wafers, Rice Paper, Etc	0.36	
		7317	Nails, Tacks, Drawing Pins, Corrugated Nails... Of Iron Or Steel	0.33	
Rwanda	Kenya	2 digits			
		09	Coffee, tea, mate and spices	54.40	
		41	Raw hides and skins (other than furskins) and leather	3.16	
		63	Other made up textile articles; sets; worn clothing and worn textile articles	0.31	
		72	Iron and steel	0.31	
		07	Edible vegetables and certain roots and tubers	0.28	
		84	Nuclear reactors, boilers, machinery and mechanical appliances; parts thereof	0.15	
		23	Residues and waste from the food industries; prepared animal fodder	0.07	
		73	Articles of iron or steel	0.06	
		25	Salt; sulphur; earths and stone; plastering materials, lime and cement	0.06	
		87	Vehicles other than railway or tramway rolling stock, and parts and accessories thereof	0.04	
		85	Electrical machinery and equipment and parts thereof; sound recorders and reproducers	0.04	
		30	Pharmaceutical products	0.02	
		10	Cereals	0.01	
		44	Wood and articles of wood; wood charcoal	0.01	
		94	Furniture; bedding, mattresses, mattress supports, cushions and similar stuffed furnishings	0.01	
		61	Articles of apparel and clothing accessories, knitted or crocheted	0.01	
		24	Tobacco and manufactured tobacco substitutes	0.00	
40	Rubber and articles thereof	0.00			
49	Printed books, newspapers, pictures and other products of the printing industry	0.00			
96	Miscellaneous manufactured articles	0.00			

Table 7a: Intra-EAC Domestic Exports of the major twenty products, 2011 (US\$, million)

Partner State	Country of Destination	Hs Level	Description of Goods	2011	
Rwanda	Kenya	4 digits			
		0902	Tea, whether or not flavoured.	52.72	
		4101	Raw hides and skins of bovine (including buffalo) or equine animals (fresh, or salted	2.94	
		0901	Coffee, whether or not roasted or decaffeinated; coffee husks and skins; coffee substit	1.68	
		6309	Worn clothing and other worn articles.	0.31	
		7214	Other bars and rods of iron or non-alloy steel, not further worked than forged, hot-roll	0.30	
		0708	Leguminous vegetables, shelled or unshelled, fresh or chilled.	0.27	
		4106	Tanned or crust hides and skins of other animals, without wool or hair on, whether or no	0.14	
		8466	Parts and accessories suitable for use solely or principally with the machines of headin	0.09	
		2302	Bran, sharps and other residues, whether or not in the form of pellets, derived from the	0.07	
		7308	Structures (excluding prefabricated buildings of heading 94.06) and parts of structures	0.06	
		4103	Other raw hides and skins (fresh, or salted, dried, limed, pickled or otherwise preserve	0.04	
		4105	Tanned or crust skins of sheep or lambs, without wool on, whether or not split, but not	0.04	
		2530	Mineral substances not elsewhere specified or included.	0.04	
		8410	Hydraulic turbines, water wheels, and regulators therefor.	0.03	
		8507	Electric accumulators, including separators therefor, whether or not rectangular (includ	0.03	
		8431	Parts suitable for use solely or principally with the machinery of headings 84.25 to 84.	0.03	
		8703	Motor cars and other motor vehicles principally designed for the transport of persons (o	0.03	
		2506	Quartz (other than natural sands); quartzite, whether or not roughly trimmed or merely c	0.02	
	3004	Medicaments (excluding goods of heading 30.02, 30.05 or 30.06) consisting of mixed or un	0.02		
	1001	Wheat and meslin.	0.01		
		Tanzania	2 digits		
	73		Articles of iron or steel	0.29	
	07		Edible vegetables and certain roots and tubers	0.21	
	31		Fertilisers	0.19	
	85		Electrical machinery and equipment and parts thereof; sound recorders and reproducers	0.11	
	63		Other made up textile articles; sets; worn clothing and worn textile articles; rags	0.08	
	84		Nuclear reactors, boilers, machinery and mechanical appliances; parts thereof	0.05	
	96		Miscellaneous manufactured articles	0.05	
	72		Iron and steel	0.03	
	20		Preparations of vegetables, fruit, nuts or other parts of plants	0.02	
	41		Raw hides and skins (other than furskins) and leather	0.02	
	22		Beverages, spirits and vinegar	0.02	
	87		Vehicles other than railway or tramway rolling stock, and parts and accessories thereof	0.01	
	33		Essential oils and resinoids; perfumery, cosmetic or toilet preparations	0.01	
	32		Tanning or dyeing extracts; tannins and their derivatives; dyes, pigments and other colouring m	0.01	
	34		Soap, organic surface-active agents, washing preparations, lubricating preparations, artificial	0.00	
	94		Furniture; bedding, mattresses, mattress supports, cushions and similar stuffed furnishings	0.00	
	47		Pulp of wood or of other fibrous cellulosic material; recovered (waste and scrap)	0.00	
82	Tools, implements, cutlery, spoons and forks, of base metal; parts thereof of base metal		0.00		
09	Coffee, tea, mate and spices	0.00			
64	Footwear, gaiters and the like; parts of such articles	0.00			
		4 digits			
7308	Structures (excluding prefabricated buildings of heading 94.06) and parts of structures	0.29			
0701	Potatoes, fresh or chilled.	0.20			
3105	Mineral or chemical fertilisers containing two or three of the fertilising elements nitr	0.19			
8502	Electric generating sets and rotary converters.	0.09			
6309	Worn clothing and other worn articles.	0.06			
8473	Parts and accessories (other than covers, carrying cases and the like) suitable for use	0.05			
9605	Travel sets for personal toilet, sewing or shoe or clothes cleaning.	0.05			
7204	Ferrous waste and scrap; remelting scrap ingots of iron or steel.	0.03			
2009	Fruit juices (including grape must) and vegetable juices, unfermented and not containing	0.02			
4101	Raw hides and skins of bovine (including buffalo) or equine animals (fresh, or salted, d	0.02			
8504	Electrical transformers, static converters (for example, rectifiers) and inductors.	0.02			
2203	Beer made from malt.	0.02			
6302	Bed linen, table linen, toilet linen and kitchen linen.	0.02			
8701	Tractors (other than tractors of heading 87.09).	0.01			
3208	Paints and varnishes (including enamels and lacquers) based on synthetic polymers	0.01			
3307	Pre-shave, shaving or after-shave preparations, personal deodorants, bath preparations,	0.01			
0710	Vegetables (uncooked or cooked by steaming or boiling in water), frozen.	0.00			
0714	Manioc, arrowroot, salep, Jerusalem artichokes, sweet potatoes and similar roots and tub	0.00			
9403	Other furniture and parts thereof.	0.00			
4707	Recovered (waste and scrap) paper or paperboard.	0.00			

Table 7a: Intra-EAC Domestic Exports of the major twenty products, 2011 (US\$, million)

Partner State	Country of Destination	Hs Level	Description of Goods	2011	
Rwanda	Uganda	2 digits			
		09	Coffee, tea, mate and spices	1.13	
		07	Edible vegetables and certain roots and tubers	0.93	
		72	Iron and steel	0.53	
		84	Nuclear reactors, boilers, machinery and mechanical appliances; parts thereof	0.42	
		33	Essential oils and resinoids; perfumery, cosmetic or toilet preparations	0.38	
		55	Man-made staple fibres	0.35	
		73	Articles of iron or steel	0.34	
		41	Raw hides and skins (other than furskins) and leather	0.21	
		10	Cereals	0.15	
		85	Electrical machinery and equipment and parts thereof; sound recorders and reproducers	0.13	
		22	Beverages, spirits and vinegar	0.13	
		44	Wood and articles of wood; wood charcoal	0.10	
		82	Tools, implements, cutlery, spoons and forks, of base metal; parts thereof of base metal	0.07	
		87	Vehicles other than railway or tramway rolling stock, and parts and accessories thereof	0.06	
		42	Articles of leather; saddlery and harness; travel goods, handbags and similar containers	0.05	
		27	Mineral fuels, mineral oils and products of their distillation; bituminous substances	0.05	
		30	Pharmaceutical products	0.04	
		39	Plastics and articles thereof	0.04	
	32	Tanning or dyeing extracts; tannins and their derivatives; dyes, pigments and other colouring matter	0.04		
	23	Residues and waste from the food industries; prepared animal fodder	0.03		
		4 digits			
		0901	Coffee, whether or not roasted or decaffeinated; coffee husks and skins; coffee substitutes	1.11	
		0708	Leguminous vegetables, shelled or unshelled, fresh or chilled.	0.72	
		7204	Ferrous waste and scrap; remelting scrap ingots of iron or steel.	0.41	
		5512	Woven fabrics of synthetic staple fibres, containing 85 % or more by weight of synthetic	0.35	
		7308	Structures (excluding prefabricated buildings of heading 94.06) and parts of structures	0.31	
		3304	Beauty or make-up preparations and preparations for the care of the skin (other than medicinal)	0.30	
		4101	Raw hides and skins of bovine (including buffalo) or equine animals (fresh, or salted, dried)	0.20	
		0701	Potatoes, fresh or chilled.	0.18	
		8429	Self-propelled bulldozers, angledozers, graders, levellers, scrapers, mechanical shovels	0.18	
		1005	Maize (corn).	0.15	
		2203	Beer made from malt.	0.12	
		8471	Automatic data processing machines and units thereof; magnetic or optical readers, machines	0.11	
		8517	Electrical apparatus for line telephony or line telegraphy, including line telephone set	0.08	
		3305	Preparations for use on the hair.	0.08	
		8438	Machinery, not specified or included elsewhere in this Chapter, for the industrial preparation	0.07	
		4413	Densified wood, in blocks, plates, strips or profile shapes.	0.07	
		8201	Hand tools, the following : spades, shovels, mattocks, picks, hoes, forks and rakes; axes	0.07	
	7214	Other bars and rods of iron or non-alloy steel, not further worked than forged, hot-rolled	0.07		
	4202	Trunks, suit-cases, vanity-cases, executive-cases, brief-cases, school satchels, spectacles	0.05		
	7228	Other bars and rods of other alloy steel; angles, shapes and sections, of other alloy steel	0.05		
	Burundi	2 digits			
		07	Edible vegetables and certain roots and tubers	1.28	
		64	Footwear, gaiters and the like; parts of such articles	0.88	
		22	Beverages, spirits and vinegar	0.83	
		72	Iron and steel	0.34	
		33	Essential oils and resinoids; perfumery, cosmetic or toilet preparations	0.26	
		25	Salt; sulphur; earths and stone; plastering materials, lime and cement	0.24	
		39	Plastics and articles thereof	0.23	
		85	Electrical machinery and equipment and parts thereof; sound recorders and reproducers	0.18	
		63	Other made up textile articles; sets; worn clothing and worn textile articles; rags	0.18	
		11	Products of the milling industry; malt; starches; inulin; wheat gluten	0.17	
		01	Live animals	0.16	
		70	Ceramic products	0.10	
		94	Furniture; bedding, mattresses, mattress supports, cushions and similar stuffed furnishings	0.07	
		20	Preparations of vegetables, fruit, nuts or other parts of plants	0.07	
		04	Dairy produce; birds' eggs; natural honey; edible products of animal origin	0.06	
		49	Printed books, newspapers, pictures and other products of the printing industry	0.06	
	84	Nuclear reactors, boilers, machinery and mechanical appliances; parts thereof	0.06		
	10	Cereals	0.06		
	32	Tanning or dyeing extracts; tannins and their derivatives; dyes, pigments	0.03		
	69	Ceramic products	0.03		

Table 7a: Intra-EAC Domestic Exports of the major twenty products, 2011 (US\$, million)

Partner State	Country of Destination	Hs Level	Description of Goods	2011	
Rwanda	Burundi	4 digits	2203	Beer made from malt.	0.82
			6402	Other footwear with outer soles and uppers of rubber or plastics.	0.76
			0713	Dried leguminous vegetables, shelled, whether or not skinned or split.	0.73
			7214	Other bars and rods of iron or non-alloy steel, not further worked than forged, hot-roll	0.32
			0701	Potatoes, fresh or chilled.	0.30
			2523	Portland cement, aluminous cement, slag cement, supersulphate cement and similar hydraul	0.22
			3925	Builders' ware of plastics, not elsewhere specified or included.	0.18
			8501	Electric motors and generators (excluding generating sets).	0.18
			6306	Tarpaulins, awnings and sunblinds; tents; sails for boats, sailboards or landcraft; camp	0.16
			3305	Preparations for use on the hair.	0.14
			1107	Malt, whether or not roasted.	0.13
			0102	Live bovine animals.	0.12
			6404	Footwear with outer soles of rubber, plastics, leather or composition leather and uppers	0.12
			3304	Beauty or make-up preparations and preparations for the care of the skin (other than med	0.11
			0710	Vegetables (uncooked or cooked by steaming or boiling in water), frozen.	0.11
			7010	Carboys, bottles, flasks, jars, pots, phials, ampoules and other containers, of glass, o	0.10
			0708	Leguminous vegetables, shelled or unshelled, fresh or chilled.	0.07
			0714	Manioc, arrowroot, salep, Jerusalem artichokes, sweet potatoes and similar roots and tub	0.07
			2009	Fruit juices (including grape must) and vegetable juices, unfermented and not containing	0.07
1005	Maize (corn).	0.06			
Kenya	Uganda	2 digits	25	Salt; sulphur; earths and stone; plastering materi	113.57
			27	Mineral fuels, mineral oils and products of their	79.29
			72	Iron and steel.	56.94
			39	Plastics and articles thereof.	46.96
			22	Beverages, spirits and vinegar.	45.53
			48	Paper and paperboard; articles of paper pulp, of p	27.31
			87	Vehicles other than railway or tramway rolling-sto	26.15
			34	Soap, organic surface-active agents, washing prepa	25.82
			15	Animal or vegetable fats and oils and their cleava	25.50
			30	Pharmaceutical products.	25.46
			17	Sugars and sugar confectionery.	20.47
			70	Glass and glassware.	20.08
			84	Nuclear reactors, boilers, machinery and mechanica	17.99
			73	Articles of iron or steel.	15.82
			31	Fertilisers.	14.56
			28	Inorganic chemicals; organic or inorganic compound	13.58
			24	Tobacco and manufactured tobacco substitutes.	13.36
			76	Aluminium and articles thereof.	12.95
		85	Electrical machinery and equipment and parts there	11.75	
		83	Miscellaneous articles of base metal.	10.53	
		4 digits	2523	Portland cement, aluminous cement, persulphate cem	86.49
			2710	Petroleum oils and oils obtained from bituminous m	73.33
			7209	Cold-rolled iron or non-alloy steel, >=600mm wide	30.04
			2203	Beer made from malt	24.36
			3923	Articles for conveyance or packing of goods, of pl	22.68
			2501	Salt/pure sodium chloride whether or not cont ant-	20.57
			3004	Medicaments of mixed or unmixed products, for reta	19.93
			7010	Carboys, bottles, flasks... Ampoules, etc; stopper	19.10
			7210	Rolled iron or non-alloy steel, >=600mm wide, clad	18.32
			1704	Sugar confectionery (incl. White chocolate), not c	17.96
			4819	Cartons, boxes, etc; box files, etc, of paper, pap	17.02
			2207	Ethyl alcohol, undenatured of >=80% alcohol, denat	16.61
			2402	Cigars, cigarillos, cigarettes, etc, of tobacco or	13.36
			8716	Trailers and semi-trailers; other vehicles, not ma	11.78
			3402	Non-soap surface-active agents; washing preparatio	11.16
1511	Palm oil and its fractions wheather or not refined		11.03		
3401	Soap; organic surface-active products in bars, etc		10.59		
8309	Stoppers, caps and lids, capsules for bottles... O	10.11			
3105	Mineral or chemical fertilizers, nes; other ferti	9.97			
8702	Public-transport type passenger motor vehicles	8.79			

Table 7a: Intra-EAC Domestic Exports of the major twenty products, 2011 (US\$, million)

Partner State	Country of Destination	Hs Level	Description of Goods	2011	
Kenya	Tanzania	2 digits			
		15	Animal or vegetable fats and oils and their cleava	69.50	
		72	Iron and steel.	34.10	
		34	Soap, organic surface-active agents, washing prepa	32.60	
		30	Pharmaceutical products.	21.92	
		39	Plastics and articles thereof.	18.77	
		76	Aluminium and articles thereof.	17.54	
		17	Sugars and sugar confectionery.	16.43	
		25	Salt; sulphur; earths and stone; plastering materi	15.68	
		73	Articles of iron or steel.	14.69	
		87	Vehicles other than railway or tramway rolling-sto	13.26	
		84	Nuclear reactors, boilers, machinery and mechanica	12.10	
		83	Miscellaneous articles of base metal.	11.96	
		70	Glass and glassware.	11.80	
		63	Other made up textile articles; sets; worn clothin	11.62	
		85	Electrical machinery and equipment and parts there	11.61	
		48	Paper and paperboard; articles of paper pulp, of p	11.17	
		28	Inorganic chemicals; organic or inorganic compound	10.79	
		64	Footwear, gaiters and the like; parts of such arti	9.97	
		94	Furniture; bedding, mattresses, mattress supports,	7.83	
	04	Dairy produce; birds' eggs; natural honey; edible	7.68		
			4 digits		
			1511	Palm oil and its fractions wheather or not refined	35.00
			3401	Soap; organic surface-active products in bars, etc	26.01
			3004	Medicaments of mixed or unmixed products, for reta	20.73
			1516	Animal or vegetable fats and oils and fractions, h	20.43
			7210	Rolled iron or non-alloy steel, >=600mm wide, clad	19.85
			1704	Sugar confectionery (incl. White chocolate), not c	15.68
			7615	Table, kitchen, household and sanitary articles...	15.56
			1517	Margarine; edible preparations of animal or vegeta	12.22
			3923	Articles for conveyance or packing of goods, of pl	11.40
			7010	Carboys, bottles, flasks... Ampoules, etc; stopper	11.30
			8309	Stoppers, caps and lids, capsules for bottles... O	11.05
			2523	Portland cement, aluminous cement, persulphate cem	8.34
			2501	Salt/pure sodium chloride whether or not cont ant-	7.15
			8716	Trailers and semi-trailers; other vehicles, not ma	6.77
			6402	Other footwear with outer soles and uppers of rubb	6.68
			6305	Sacks and bags, used for packing goods	6.53
			8507	Electric accumulators (incl. Separators therefor)	5.29
			4011	New pneumatic tyres, of rubber	5.21
			7214	Iron/steel bars and rods, forged, etc (incl. Twist	5.19
			4819	Cartons, boxes, etc; box files, etc, of paper, pap	4.96
		Rwanda	2 digits		
			27	Mineral fuels, mineral oils and products of their	17.31
			72	Iron and steel.	15.36
			15	Animal or vegetable fats and oils and their cleava	10.61
			39	Plastics and articles thereof.	9.12
			48	Paper and paperboard; articles of paper pulp, of p	7.29
			85	Electrical machinery and equipment and parts there	6.26
			49	Printed books, newspapers, pictures and other prod	6.10
			30	Pharmaceutical products.	5.88
			64	Footwear, gaiters and the like; parts of such arti	5.41
			73	Articles of iron or steel.	5.38
			24	Tobacco and manufactured tobacco substitutes.	4.90
			17	Sugars and sugar confectionery.	4.89
			84	Nuclear reactors, boilers, machinery and mechanica	4.34
			25	Salt; sulphur; earths and stone; plastering materi	3.77
			94	Furniture; bedding, mattresses, mattress supports,	2.61
			34	Soap, organic surface-active agents, washing prepa	2.43
			22	Beverages, spirits and vinegar.	2.18
		76	Aluminium and articles thereof.	2.05	
		32	Tanning or dyeing extracts; tannins and their deri	2.02	
		38	Miscellaneous chemical products.	1.98	

Table 7a: Intra-EAC Domestic Exports of the major twenty products, 2011 (US\$, million)

Partner State	Country of Destination	Hs Level	Description of Goods	2011		
Kenya	Rwanda	4 digits				
		2710	Petroleum oils and oils obtained from bituminous m	16.72		
		7210	Rolled iron or non-alloy steel, >=600mm wide, clad	8.03		
		1511	Palm oil and its fractions wheather or not refined	6.99		
		3004	Medicaments of mixed or unmixed products, for reta	5.28		
		2402	Cigars, cigarillos, cigarettes, etc, of tobacco or	4.90		
		4901	Printed books, brochures, leaflets and similar pri	4.89		
		1704	Sugar confectionery (incl. White chocolate), not c	4.83		
		4819	Cartons, boxes, etc; box files, etc, of paper, pap	4.27		
		8544	Insulated wire, cable, etc; optical fibre cables	3.09		
		7208	Hot-rolled iron or non-alloy steel, >=600mm wide	2.74		
		8471	Automatic data processing machines...; magnetic re	2.67		
		3924	Tableware, kitchenware... And toilet articles, of	2.56		
		6401	Waterproof footwear...	2.44		
		2501	Salt/pure sodium chloride whether or not cont ant-	2.14		
		7306	Other tubes, pipes and hollow profiles of iron or	2.11		
		6402	Other footwear with outer soles and uppers of rubb	1.96		
		7214	Iron/steel bars and rods, forged, etc (incl. Twist	1.96		
		3917	Tubes, pipes and hoses, and fittings therefor, of	1.88		
	1507	Soya-bean oil and its fractions	1.68			
	7216	Angles, shapes and sections of iron or non-alloy s	1.62			
	Burundi	Burundi	2 digits			
			72	Iron and steel.	16.24	
			39	Plastics and articles thereof.	7.81	
			73	Articles of iron or steel.	7.74	
			25	Salt; sulphur; earths and stone; plastering materi	2.46	
			15	Animal or vegetable fats and oils and their cleava	2.30	
			27	Mineral fuels, mineral oils and products of their	2.29	
			85	Electrical machinery and equipment and parts there	1.94	
			17	Sugars and sugar confectionery.	1.92	
			32	Tanning or dyeing extracts; tannins and their deri	1.86	
			34	Soap, organic surface-active agents, washing prepa	1.77	
			28	Inorganic chemicals; organic or inorganic compound	1.67	
			30	Pharmaceutical products.	1.20	
			31	Fertilisers.	1.18	
			48	Paper and paperboard; articles of paper pulp, of p	0.98	
			96	Miscellaneous manufactured articles.	0.94	
			44	Wood and articles of wood; wood charcoal.	0.93	
			62	Articles of apparel and clothing accessories, not	0.82	
94			Furniture; bedding, mattresses, mattress supports,	0.70		
83			Miscellaneous articles of base metal.	0.65		
24			Tobacco and manufactured tobacco substitutes.	0.63		
Kenya			Burundi	4 digits		
				7210	Rolled iron or non-alloy steel, >=600mm wide, clad	11.63
				7306	Other tubes, pipes and hollow profiles of iron or	5.50
		3923		Articles for conveyance or packing of goods, of pl	5.04	
		7216		Angles, shapes and sections of iron or non-alloy s	2.36	
		2523		Portland cement, aluminous cement, persulphate cem	2.09	
		1704		Sugar confectionery (incl. White chocolate), not c	1.92	
		2710		Petroleum oils and oils obtained from bituminous m	1.90	
		1511		Palm oil and its fractions wheather or not refined	1.26	
		3209		Paints and varnishes, in an aqueous medium	1.26	
		7208		Hot-rolled iron or non-alloy steel, >=600mm wide	1.24	
		8544		Insulated wire, cable, etc; optical fibre cables	1.07	
		3924		Tableware, kitchenware... And toilet articles, of	1.00	
		3004		Medicaments of mixed or unmixed products, for reta	0.98	
		1516		Animal or vegetable fats and oils and fractions, h	0.95	
3401		Soap; organic surface-active products in bars, etc	0.94			
2809		Diphosphorus pentaoxide; phosphoric acid and polyp	0.90			
7308		Iron/steel structures and parts thereof; plates, r	0.90			
9608	Ball-point, felt tipped...pens and pencils and art	0.86				
4411	Fibreboard of wood or other ligneous materials	0.75				
6214	Shawls, scarves, mufflers, mantillas, veils and th	0.72				

Table 7a: Intra-EAC Domestic Exports of the major twenty products, 2011 (US\$, million)

Partner State	Country of Destination	Hs Level	Description of Goods	2011	
Burundi	Kenya	2 digits			
		09	Tea	5.39	
		41	Raw Hides And Skins (Other Than Furskins) And Leather	0.51	
		72	Iron And Steel	0.00	
		06	Live Tree & Other Plant; Bulb, Root; Cut Flowers Etc	0.00	
		4 digits			
		0902	Tea	5.39	
		4103	Other Raw Hides And Skins, Fresh Or Preserved, Not Tanned, Nes	0.48	
		4101	Raw Hides And Skins Of Bovine Or Equine Animals, Not Tanned	0.03	
		4102	Raw Skins Of Sheep Or Lambs, But Not Tanned	0.00	
		7204	Ferrous Waste And Scrap; Remelting Scrap Ingots Of Iron Or Steel	0.00	
		0602	Other Live Plants, Cuttings And Slips, Mushroom Spawn	0.00	
	Tanzania	2 digits			
		09	Coffee, Tea, Mate And Spices	0.019	
		25	SALT; SULPHUR; EARTH & STON; PLASTERING MAT; LIME & CEM	0.000	
		41	Raw Hides And Skins (Other Than Furskins) And Leather	0.043	
		22	Beverages, Spirits And Vinegar	0.003	
		4 digits			
		0902	Tea	0.019	
		4101	Raw Hides And Skins Of Bovine Or Equine Animals, Not Tanned	0.013	
		8708	PARTS AND ACCESSORIES OF THE MOTOR VEHICLES OF 87.01 TO 87.05	0.000	
		2508	OTHER CLAYS, ANDALUSITE, KYANITE, ETC; MULLITE; CHAMOTTE OR DINAS EARTHS	0.000	
	2530	MINERAL SUBSTANCES NOT ELSEWHERE SPECIFIED OR INCLUDED	0.000		
	Uganda	2 digits			
		24	Tobacco And Manufactured Tobacco Substitutes	1.23	
		09	Coffee, Tea, Mate And Spices	0.08	
		08	Edible Fruit And Nuts; Peel Of Citrus Fruit Or Melons	3.80	
41		Raw Hides And Skins (Other Than Furskins) And Leather	0.00		
52		COTTON	0.00		
28		INORGN CHEM; COMPDS OF PREC MET, RADIOACT ELEMENTS ETC	0.00		
20		EDIBLE FRUIT AND NUTS; PEEL OF CITRUS FRUIT OR MELONS	0.00		
11		PROD MILL INDUST; MALT; STARCHES; INULIN; WHEAT GLUTEN	0.00		
4 digits					
2402		Cigars, Cigarillos, Cigarettes, Etc, Of Tobacco Or Tobacco Substitutes	1.23		
0901		Coffee; Coffee Husks And Skins; Coffee Substitutes Containing Coffee	0.08		
4101		Raw Hides And Skins Of Bovine Or Equine Animals, Not Tanned	0.00		
7204		Ferrous Waste And Scrap; Remelting Scrap Ingots Of Iron Or Steel	0.00		
0708		Leguminous Vegetables, Shelled Or Unshelled, Fresh Or Chilled	0.00		
0810	Other Fruit, Fresh, Nes	3.80			
1703	Molasses Resulting From The Extraction Or Refining Of Sugar	0.00			

Table 7a: Intra-EAC Domestic Exports of the major twenty products, 2011 (US\$, million)

Partner State	Country of Destination	Hs Level	Description of Goods	2011	
Tanzania	Kenya	2 digits			
		63	Other Made Up Textile Articles; Sets; Worn Clothing Etc	30.68	
		48	Paper & Paperboard; Art Of Paper Pulp, Paper/Paperboard	27.09	
		84	Nuclear Reactors, Boilers, Mchy & Mech Appliance; Parts	19.78	
		09	Coffee, Tea, Mate And Spices	17.94	
		23	Residues & Waste From The Food Indust; Prepr Ani Fodder	14.29	
		27	Mineral Fuels, Oils & Product Of Their Distillation; Etc	13.00	
		85	Electrical Mchy Equip Parts Thereof; Sound Recorder Etc	11.79	
		59	Impregnated, Coated, Cover/Laminated Textile Fabric Etc	8.14	
		73	Articles Of Iron And Steel	6.54	
		72	Iron And Steel	5.93	
		44	Wood And Articles Of Wood; Wood Charcoal	5.51	
		87	Vehicles O/T Railw/Tranw Rool-Stock, Pts & Accessories	5.24	
		03	Fish & Crustacean, Mollusc & Other Aquatic Invertebrate	5.19	
		22	Beverages, Spirits And Vinegar	4.40	
		07	Edible Vegetables And Certain Roots And Tubers	3.93	
		52	Cotton	3.89	
		39	Plastics And Articles Thereof	3.30	
		11	Prod Mill Indust; Malt; Starches; Insulin; Wheat Gluten	3.30	
	28	Inorgn Chem; Compds Of Prec Met, Radioact Elements Etc	2.45		
	56	Wadding, Felt & Nonwoven; Yarns; Twine, Cordage, Etc	2.37		
			4 digits		
			6304	Other Furnishing Articles, Nes (Excl. Of 94.04)	28.02
			4804	Uncoated Kraft Paper And Paperboard, In Rolls Or Sheets (Excl. 48.02+03)	24.59
			0902	Tea	16.84
			2306	Oil-Cake And Other Solid Residues, Of Vegetable Fats	11.21
			8504	Electrical Transformers, Static Converters And Inductors	9.20
			8429	Self-Propelled Bulldozers, Angledozer, Graders, Levellers, Etc	9.14
			5906	Rubberized Textile Fabrics	8.11
			2711	Petroleum Gases And Other Gaseous Hydrocarbons	7.61
			2712	Petroleum Jelly; Paraffin Wax... And Other Mineral Waxes, Etc	4.21
			4405	Wood Wool; Wood Flour	4.17
			7304	Tubes, Pipes And Hollow Profiles, Seamless, Of Iron (Excl. Cast), Steel	3.92
			0305	Fish, Salted, Dried...; Smoked Fish; Fish Meal Fit For Human Consumption	3.78
			7210	Rolled Iron Or Non-Alloy Steel, >=600Mm Wide, Clad, Plated Or Coated	3.66
			2203	Beer Made From Malt	3.43
			1104	Cereal Grains Otherwise Worked (Excl. Rice); Germ Of Cereals	2.88
			8412	Other Engines And Motors	2.52
			2302	Brans, Sharps And Other Residues, Derived From Working Of Ceareals, Etc	2.50
		2811	Other Inorganic Acids And Other Inorganic Oxygen Compounds Of Non-Metals	2.38	
		5303	Jute, Etc (Excl. Flax...), Not Spun; Tow And Waste Of These Fibres	2.15	
		5607	Twine, Cordage, Rope And Cables	2.12	
	Uganda	2 digits			
			39	Plastics And Articles Thereof	7.03
			95	Toys, Games & Sports Requisites; Parts & Access Thereof	4.46
			27	Mineral Fuels, Oils & Product Of Their Distillation; Etc	3.86
			48	Paper & Paperboard; Art Of Paper Pulp, Paper/Paperboard	3.21
			84	Nuclear Reactors, Boilers, Mchy & Mech Appliance; Parts	3.13
			89	Ships, Boats And Floating Structures	2.31
			10	Cereals	2.26
			22	Beverages, Spirits And Vinegar	2.16
			72	Iron And Steel	2.04
			70	Glass And Glassware	1.84
			63	Other Made Up Textile Articles; Sets; Worn Clothing Etc	1.77
			85	Electrical Mchy Equip Parts Thereof; Sound Recorder Etc	1.71
			56	Wadding, Felt & Nonwoven; Yarns; Twine, Cordage, Etc	1.60
			12	Oil Seed, Oleagi Fruits; Miscell Grain, Seed, Fruit Etc	1.27
			90	Optical, Photo, Cine, Meas, Checking, Precision, Etc	1.00
			61	Art Of Apparel & Clothing Access, Knitted Or Crocheted	0.73
		87	Vehicles O/T Railw/Tranw Rool-Stock, Pts & Accessories	0.66	
		03	Fish & Crustacean, Mollusc & Other Aquatic Invertebrate	0.50	
		15	Animal/Veg Fats & Oil & Their Cleavage Products; Etc	0.48	
		24	Tobacco And Manufactured Tobacco Substitutes	0.44	

Table 7a: Intra-EAC Domestic Exports of the major twenty products, 2011 (US\$, million)

Partner State	Country of Destination	Hs Level	Description of Goods	2011	
Tanzania	Uganda	4 digits			
		3920	Other Plates..., Of Plastics, Not Reinforced, Etc	5.00	
		9504	Articles For Funfair, Table Or Parlour Games	4.46	
		8901	Cruise Ships, Excursion Boats, Etc, For Transport Of People Or Goods	2.31	
		4819	Cartons, Boxes, Etc; Box Files, Etc, Of Paper, Paperboard, Etc	2.07	
		2711	Petroleum Gases And Other Gaseous Hydrocarbons	1.97	
		2207	Ethyl Alcohol, Udenatured Of >=80% Alcohol, Denatured Spirits	1.82	
		5607	Twine, Cordage, Rope And Cables	1.54	
		7010	Carboys, Bottles, Flasks... Ampoules, Etc; Stoppers, Lids..., Of Glass	1.52	
		2710	Petroleum Oils And Oils Obtained From Bituminous Minerals,Other Than Crude	1.44	
		3923	Articles For Conveyance Or Packing Of Goods, Of Plastics	1.22	
		6305	Sacks And Bags, Used For Packing Goods	1.13	
		1006	Rice	1.07	
		8429	Self-Propelled Bulldozers, Angledozer, Graders, Levellers, Etc	1.06	
		7210	Rolled Iron Or Non-Alloy Steel, >=600Mm Wide, Clad, Plated Or Coated	1.00	
		9015	Surveying, Hydrographic, Oceanographic... Instruments/Appliances, Nes	0.99	
		8504	Electrical Transformers, Static Converters And Inductors	0.89	
		4804	Uncoated Kraft Paper And Paperboard, In Rolls Or Sheets (Excl. 48.02+03)	0.83	
		8431	Parts Suitable For Use With The Machinery Of 84.25 To 84.30	0.79	
	6109	T-Shirts, Singlets And Other Vests, Knitted Or Crocheted	0.71		
	1007	Grain Sorghum	0.59		
	Burundi	2 digits	25	Salt; Sulphur; Earth & Ston; Plastering Mat; Lime & Cem	7.38
			70	Glass And Glassware	7.28
			39	Plastics And Articles Thereof	1.85
			27	Mineral Fuels, Oils & Product Of Their Distillation; Etc	1.60
			11	Prod Mill Indust; Malt; Starches; Insulin; Wheat Gluten	1.51
			72	Iron And Steel	1.47
			84	Nuclear Reactors, Boilers, Mchy & Mech Appliance; Parts	1.21
			85	Electrical Mchy Equip Parts Thereof; Sound Recorder Etc	1.20
			34	Soap, Organic Surface-Active Agents, Washing Prep, Etc	1.16
			94	Furniture; Bedding, Mattress, Matt Support, Cushion Etc	1.15
			74	Copper And Articles Thereof	0.88
			33	Essential Oils & Resinoids; Perf, Cosmetic/Toilet Prep	0.66
			31	Fertilisers	0.61
			15	Animal/Veg Fats & Oil & Their Cleavage Products; Etc	0.57
		63	Other Made Up Textile Articles; Sets; Worn Clothing Etc	0.47	
		49	Printed Books, Newspapers, Pictures & Other Product Etc	0.36	
		48	Paper & Paperboard; Art Of Paper Pulp, Paper/Paperboard	0.33	
		19	Prep Of Cereal, Flour, Starch/Milk; Pastrycooks' Prod	0.30	
73		Articles Of Iron And Steel	0.27		
30		Pharmaceutical Products	0.24		
4 digits		7010	Carboys, Bottles, Flasks... Ampoules, Etc; Stoppers, Lids..., Of Glass	7.23	
		2523	Portland Cement, Aluminous Cement, Persulphate Cement, Etc	4.61	
		2501	Salt/Pure Sodium Chloride Whether Or Not Cont Ant-Caking Agents;Seawater	2.71	
		1101	Wheat Or Meslin Flour	1.51	
		7210	Rolled Iron Or Non-Alloy Steel, >=600Mm Wide, Clad, Plated Or Coated	1.25	
		3401	Soap; Organic Surface-Active Products In Bars, Etc; Paper With Soap,Etc	1.16	
		8544	Insulated Wire, Cable, Etc; Optical Fibre Cables	1.13	
		9404	Mattress Supports; Articles Of Bedding, Sprung, Stuffed, Etc	0.97	
		7408	Copper Wire	0.87	
		3917	Tubes, Pipes And Hoses, And Fittings Therefor, Of Plastics	0.69	
	2712	Petroleum Jelly; Paraffin Wax... And Other Mineral Waxes, Etc	0.65		
	3923	Articles For Conveyance Or Packing Of Goods, Of Plastics	0.63		
	3304	Beauty, Make-Up, Skin-Care (Incl. Suntan), Manicure... Preparations	0.62		
	2710	Petroleum Oils And Oils Obtained From Bituminous Minerals,Other Than Crude	0.57		
	1511	Palm Oil And Its Fractions Wheather Or Not Refined Not Chemically Modified	0.48		
	8429	Self-Propelled Bulldozers, Angledozer, Graders, Levellers, Etc	0.46		
4901	Printed Books, Brochures, Leaflets And Similar Printed Matter	0.36			
2711	Petroleum Gases And Other Gaseous Hydrocarbons	0.35			
8431	Parts Suitable For Use With The Machinery Of 84.25 To 84.30	0.35			
6305	Sacks And Bags, Used For Packing Goods	0.32			

Table 7a: Intra-EAC Domestic Exports of the major twenty products, 2011 (US\$, million)

Partner State	Country of Destination	Hs Level	Description of Goods	2011		
Tanzania	Rwanda	2 digits				
		10	Cereals	12.86		
		39	Plastics And Articles Thereof	12.55		
		25	Salt; Sulphur; Earth & Ston; Plastering Mat; Lime & Cem	7.19		
		27	Mineral Fuels, Oils & Product Of Their Distillation; Etc	5.03		
		17	Sugars And Sugar Confectionery	4.74		
		72	Iron And Steel	4.58		
		70	Glass And Glassware	3.80		
		63	Other Made Up Textile Articles; Sets; Worn Clothing Etc	3.21		
		11	Prod Mill Indust; Malt; Starches; Insulin; Wheat Gluten	2.27		
		12	Oil Seed, Oleagi Fruits; Miscell Grain, Seed, Fruit Etc	1.84		
		3	Fish & Crustacean, Mollusc & Other Aquatic Invertebrate	0.97		
		33	Essential Oils & Resinoids; Perf, Cosmetic/Toilet Prep	0.81		
		48	Paper & Paperboard; Art Of Paper Pulp, Paper/Paperboard	0.71		
		31	Fertilisers	0.68		
		20	Prep Of Vegetable, Fruit, Nuts Or Other Parts Of Plants	0.68		
		07	Edible Vegetables And Certain Roots And Tubers	0.56		
		84	Nuclear Reactors, Boilers, Mchy & Mech Appliance; Parts	0.51		
		30	Pharmaceutical Products	0.46		
		94	Furniture; Bedding, Mattress, Matt Support, Cushion Etc	0.45		
		34	Soap, Organic Surface-Active Agents, Washing Prep, Etc	0.43		
				4 digits		
				1006	Rice	10.60
				3917	Tubes, Pipes And Hoses, And Fittings Therefor, Of Plastics	10.55
				2523	Portland Cement, Aluminous Cement, Persulphate Cement, Etc	6.96
				1701	Cane Or Beet Sugar And Chemically Pure Sucrose, In Solid Form	4.69
				7214	Iron/Steel Bars And Rods, Forged, Etc (Incl. Twisted), Uncoiled	4.23
				7010	Carboys, Bottles, Flasks... Ampoules, Etc; Stoppers, Lids..., Of Glass	3.64
				2712	Petroleum Jelly; Paraffin Wax... And Other Mineral Waxes, Etc	3.03
				6304	Other Furnishing Articles, Nes (Excl. Of 94.04)	2.43
				1101	Wheat Or Meslin Flour	1.88
				1005	Maize(Corn)	1.81
				2713	Petroleum Coke, Bitumen And Other Residues Of Petroleum Oils	0.99
				305	Fish, Salted, Dried...; Smoked Fish; Fish Meal Fit For Human Consumption	0.96
				1211	Plants And Parts Of Plants, Of A Kind Used In Perfumery, Pharmacy...Etc	0.96
				3924	Tableware, Kitchenware... And Toilet Articles, Of Plastics	0.91
		1202	Ground-Nuts, Not Roasted Or Otherwise Cooked	0.86		
		3923	Articles For Conveyance Or Packing Of Goods, Of Plastics	0.86		
		2711	Petroleum Gases And Other Gaseous Hydrocarbons	0.81		
		6305	Sacks And Bags, Used For Packing Goods	0.78		
		2002	Tomatoes Prepared Or Preserved Otherwise Than By Vinegar Or Acetic Acid	0.65		
		3102	Mineral Or Chemical Fertilizers, Nitrogenous	0.65		

Source: Partner States' Revenue Authorities

Table 7b: Intra-EAC Domestic Exports of the major twenty products, 2012 (US\$, million)

Partner State	Country of Destination	Hs Level	Description of Goods	2012	
Uganda	Kenya	2 digits			
		09	Coffee, tea, maté and spices.	74.85	
		17	Sugars and sugar confectionery.	25.10	
		10	Cereals.	17.63	
		24	Tobacco and manufactured tobacco substitutes.	14.68	
		04	Dairy produce; birds' eggs; natural honey; edible products of animal origin	14.01	
		23	Residues and waste from the food industries; prepared animal fodder.	12.95	
		07	Edible vegetables and certain roots and tubers.	10.47	
		27	Mineral fuels, mineral oils and products of their distillation; bituminous substances	10.24	
		12	Oil seeds and oleaginous fruits; miscellaneous grains, seeds and fruit	4.51	
		15	Animal or vegetable fats and oils and their cleavage products; prepared edible fats	3.54	
		44	Wood and articles of wood; wood charcoal.	3.48	
		72	Iron and steel.	3.19	
		41	Raw hides and skins (other than furskins) and leather.	2.75	
		48	Paper and paperboard; articles of paper pulp, of paper or of paperboard.	2.59	
		52	Cotton.	2.09	
		73	Articles of iron or steel.	1.36	
		22	Beverages, spirits and vinegar.	1.34	
		03	Fish and crustaceans, molluscs and other aquatic invertebrates.	0.94	
		20	Preparations of vegetables, fruit, nuts or other parts of plants.	0.87	
		33	Essential oils and resinoids; perfumery, cosmetic or toilet preparations.	0.80	
			4 digits		
			0902	Tea	72.41
			1701	Cane or beet sugar and chemically pure sucrose, in solid form	24.28
			1005	Maize(corn)	16.53
			2401	Unmanufactured tobacco; tobacco refuse	14.65
			2716	Electrical energy	10.21
			0713	Dried leguminous vegetables, shelled	9.96
			0402	Milk and cream, concentrated or sweetened	9.19
		2302	Brans, sharps and other residues, derived from working of cereals, etc	7.59	
		0401	Milk and cream, not concentrated or sweetened	4.42	
		2306	Oil-cake and other solid residues, of vegetable fats	3.21	
		1207	Other oil seeds and oleaginous fruits	2.21	
		4410	Particle board and similar board of wood or other ligneous materials	2.13	
		1512	Sunflower-seed, safflower or cotton-seed oil and their fractions	2.12	
		0901	Coffee; coffee husks and skins; coffee substitutes containing coffee	2.08	
		4104	Leather of bovine or equine animals, without hair on	2.08	
		5203	Cotton, carded or combed	2.05	
		2304	Oil cake from soya bean oil	1.81	
	7217	Wire of iron or non-alloy steel	1.41		
	4811	Paper, paperboard, etc, coated..., in rolls or sheets, nes	1.40		
	1202	Ground-nuts, not roasted or otherwise cooked	1.31		
	Tanzania	2 digits			
		72	Iron and steel.	8.38	
		27	Mineral fuels, mineral oils and products of their distillation; bituminous substances	5.94	
		22	Beverages, spirits and vinegar.	3.47	
		34	Soap, organic surface-active agents, washing preparations, lubricating preparations	3.37	
		15	Animal or vegetable fats and oils and their cleavage products; prepared edible fats	3.19	
		10	Cereals.	2.26	
		33	Essential oils and resinoids; perfumery, cosmetic or toilet preparations.	2.06	
		84	Nuclear reactors, boilers, machinery and mechanical appliances; parts thereof.	1.52	
		85	Electrical machinery and equipment and parts thereof; sound recorders and reproducers	1.20	
	44	Wood and articles of wood; wood charcoal.	0.92		
	24	Tobacco and manufactured tobacco substitutes.	0.91		
	63	Other made up textile articles; sets; worn clothing and worn textile articles; rags.	0.74		
	73	Articles of iron or steel.	0.68		
	23	Residues and waste from the food industries; prepared animal fodder.	0.51		
	04	Dairy produce; birds' eggs; natural honey; edible products of animal origin	0.43		
	87	Vehicles other than railway or tramway rolling-stock, and parts and accessories thereof.	0.32		
	48	Paper and paperboard; articles of paper pulp, of paper or of paperboard.	0.25		
	12	Oil seeds and oleaginous fruits; miscellaneous grains, seeds and fruit; industrial or medicinal plants	0.23		
	39	Plastics and articles thereof.	0.11		
	20	Preparations of vegetables, fruit, nuts or other parts of plants.	0.11		

Table 7b: Intra-EAC Domestic Exports of the major twenty products, 2012 (US\$, million)

Partner State	Country of Destination	Hs Level	Description of Goods	2012
Uganda	Tanzania	4 digits		
		7210	Rolled iron or non-alloy steel, >=600mm wide, clad, plated or coated	8.04
		2716	Electrical energy	5.82
		3401	Soap; organic surface-active products in bars, etc; paper with soap,etc	3.30
		2202	Waters (incl. Mineral and aerated), with added sugar...(incl. Sweetened)	3.16
		1005	Maize(corn)	2.25
		1516	Animal or vegetable fats and oils and fractions, hydrogenated, etc	2.19
		3304	Beauty, make-up, skin-care (incl. Suntan), manicure... Preparations	2.04
		8504	Electrical transformers, static converters and inductors	0.99
		8429	Self-propelled bulldozers, angledozers, graders, levellers, etc	0.71
		8474	Machinery for sorting..., agglomerating... Earth, stone, ores, etc	0.69
		1512	Sunflower-seed, safflower or cotton-seed oil and their fractions	0.67
		2401	Unmanufactured tobacco; tobacco refuse	0.66
		6305	Sacks and bags, used for packing goods	0.64
		7306	Other tubes, pipes and hollow profiles of iron or steel, welded, nes	0.63
		4403	Wood in the rough or roughly squared	0.62
		2304	Oil cake from soya bean oil	0.35
		1511	Palm oil and its fractions wheather or not refined not chemically modified	0.32
		8705	Special purpose motor vehicles (eg crane, fire-fighting, etc, vehicles)	0.32
		401	Milk and cream, not concentrated or sweetened	0.32
		2201	Waters, (incl. Mineral waters and aerated waters); ice and snow	0.27
		Rwanda		2 digits
15	Animal or vegetable fats and oils and their cleavage products; prepared edible fats			58.83
25	Salt; sulphur; earths and stone; plastering materials, lime and cement.			53.62
34	Soap, organic surface-active agents, washing preparations, lubricating preparations,			16.22
17	Sugars and sugar confectionery.			9.13
72	Iron and steel.			7.43
73	Articles of iron or steel.			5.02
48	Paper and paperboard; articles of paper pulp, of paper or of paperboard.			4.35
32	Tanning or dyeing extracts; tannins and their derivatives; dyes, pigments and other colouring matter			4.02
22	Beverages, spirits and vinegar.			3.89
39	Plastics and articles thereof.			3.48
44	Wood and articles of wood; wood charcoal.			2.62
19	Preparations of cereals, flour, starch or milk; pastrycooks' products.			2.57
33	Essential oils and resinoids; perfumery, cosmetic or toilet preparations.			2.53
10	Cereals.			1.89
30	Pharmaceutical products.			1.68
20	Preparations of vegetables, fruit, nuts or other parts of plants.			1.08
76	Aluminium and articles thereof.			0.88
63	Other made up textile articles; sets; worn clothing and worn textile articles; rags.	0.76		
94	Furniture; bedding, mattresses, mattress supports, cushions and similar stuffed furnishings	0.75		
64	Footwear, gaiters and the like; parts of such articles.	0.74		
		4 digits		
		2523	Portland cement, aluminous cement, persulphate cement, etc	53.48
		1516	Animal or vegetable fats and oils and fractions, hydrogenated, etc	29.24
		1511	Palm oil and its fractions wheather or not refined not chemically modified	25.86
		3401	Soap; organic surface-active products in bars, etc; paper with soap,etc	13.73
		1701	Cane or beet sugar and chemically pure sucrose, in solid form	9.00
		3208	Paints and varnishes based on polymers in a non-aqueous medium	3.62
		1512	Sunflower-seed, safflower or cotton-seed oil and their fractions	3.57
		7306	Other tubes, pipes and hollow profiles of iron or steel, welded, nes	3.34
		4819	Cartons, boxes, etc; box files, etc, of paper, paperboard, etc	3.18
		7214	Iron/steel bars and rods, forged, etc (incl. Twisted), uncoiled	2.96
		2208	Undenatured ethyl alcohol of an alcoholic strength <80%; spirits, etc	2.68
		3304	Beauty, make-up, skin-care (incl. Suntan), manicure... Preparations	2.53
		3402	Non-soap surface-active agents; washing preparations in powder, liquid etc	2.40
		1905	Bread, pastry, cakes, etc; communion wafers, rice paper, etc	2.39
		4403	Wood in the rough or roughly squared	2.06
		3917	Tubes, pipes and hoses, and fittings therefor, of plastics	1.92
		1005	Maize(corn)	1.89
7216	Angles, shapes and sections of iron or non-alloy steel	1.66		
7314	Cloth, grill, netting and fencing of iron/steel wire; expanded metal	1.42		
7208	Hot-rolled iron or non-alloy steel, >=600mm wide	1.30		

Table 7b: Intra-EAC Domestic Exports of the major twenty products, 2012 (US\$, million)

Partner State	Country of Destination	Hs Level	Description of Goods	2012	
Uganda	Burundi	2 digits			
		72	Iron and steel.	8.38	
		15	Animal or vegetable fats and oils and their cleavage products; prepared edible fats	4.41	
		25	Salt; sulphur; earths and stone; plastering materials, lime and cement.	3.89	
		48	Paper and paperboard; articles of paper pulp, of paper or of paperboard.	3.44	
		24	Tobacco and manufactured tobacco substitutes.	2.53	
		39	Plastics and articles thereof.	2.18	
		73	Articles of iron or steel.	1.31	
		01	Live animals.	1.03	
		32	Tanning or dyeing extracts; tannins and their derivatives; dyes, pigments and other colouring matter	0.87	
		33	Essential oils and resinoids; perfumery, cosmetic or toilet preparations.	0.69	
		30	Pharmaceutical products.	0.69	
		63	Other made up textile articles; sets; worn clothing and worn textile articles; rags.	0.66	
		64	Footwear, gaiters and the like; parts of such articles.	0.47	
		20	Preparations of vegetables, fruit, nuts or other parts of plants.	0.40	
		22	Beverages, spirits and vinegar.	0.38	
		19	Preparations of cereals, flour, starch or milk; pastrycooks' products.	0.34	
		84	Nuclear reactors, boilers, machinery and mechanical appliances; parts thereof.	0.29	
		62	Articles of apparel and clothing accessories, not knitted or crocheted.	0.26	
	44	Wood and articles of wood; wood charcoal.	0.23		
	76	Aluminium and articles thereof.	0.22		
			4 digits		
			7210	Rolled iron or non-alloy steel, >=600mm wide, clad, plated or coated	6.53
			2523	Portland cement, aluminous cement, persulphate cement, etc	3.88
			1516	Animal or vegetable fats and oils and fractions, hydrogenated, etc	3.23
			4820	Registers, account books, etc; albums for samples, of paper, paperboard	2.95
			2401	Unmanufactured tobacco; tobacco refuse	2.53
			3923	Articles for conveyance or packing of goods, of plastics	1.82
			1511	Palm oil and its fractions whether or not refined not chemically modified	1.07
			3208	Paints and varnishes based on polymers in a non-aqueous medium	0.87
			7214	Iron/steel bars and rods, forged, etc (incl. Twisted), uncoiled	0.83
			3304	Beauty, make-up, skin-care (incl. Suntan), manicure... Preparations	0.69
			7208	Hot-rolled iron or non-alloy steel, >=600mm wide	0.66
			6305	Sacks and bags, used for packing goods	0.61
			7306	Other tubes, pipes and hollow profiles of iron or steel, welded, nes	0.56
			0102	Live bovine animals	0.51
			4819	Cartons, boxes, etc; box files, etc, of paper, paperboard, etc	0.44
			2009	Fruit juices (incl. Grape must) and vegetable juices, unfermented	0.37
			3003	Medicaments with >=2 constituents mixed together, not for retail sale	0.35
		7317	Nails, tacks, drawing pins etc. Of iron or steel	0.34	
		1905	Bread, pastry, cakes, etc; communion wafers, rice paper, etc	0.34	
		3004	Medicaments of mixed or unmixed products, for retail sale	0.32	
Kenya	Uganda	2 digits			
		25	Salt; sulphur; earths and stone; plastering materi	93.38	
		22	Beverages, spirits and vinegar.	51.74	
		39	Plastics and articles thereof.	50.78	
		72	Iron and steel.	45.16	
		27	Mineral fuels, mineral oils and products of their	42.76	
		30	Pharmaceutical products.	25.75	
		48	Paper and paperboard; articles of paper pulp, of p	25.14	
		17	Sugars and sugar confectionery.	22.65	
		34	Soap, organic surface-active agents, washing prepa	21.89	
		15	Animal or vegetable fats and oils and their cleava	21.13	
		87	Vehicles other than railway or tramway rolling-sto	20.78	
		70	Glass and glassware.	20.44	
		84	Nuclear reactors, boilers, machinery and mechanica	15.45	
		28	Inorganic chemicals; organic or inorganic compound	13.78	
		64	Footwear, gaiters and the like; parts of such arti	13.37	
		73	Articles of iron or steel.	13.28	
		85	Electrical machinery and equipment and parts there	12.94	
		24	Tobacco and manufactured tobacco substitutes.	12.93	
21	Miscellaneous edible preparations.	11.47			
76	Aluminium and articles thereof.	11.37			

Table 7b: Intra-EAC Domestic Exports of the major twenty products, 2012 (US\$, million)

Partner State	Country of Destination	Hs Level	Description of Goods	2012	
Kenya	Uganda	4 digits			
		2523	Portland cement, aluminous cement, persulphate cem	62.89	
		2710	Petroleum oils and oils obtained from bituminous m	37.78	
		2501	Salt/pure sodium chloride whether or not cont ant-	25.10	
		3923	Articles for conveyance or packing of goods, of pl	23.30	
		7209	Cold-rolled iron or non-alloy steel, >=600mm wide	23.07	
		1704	Sugar confectionery (incl. White chocolate), not c	21.51	
		2207	Ethyl alcohol, undenatured of >=80% alcohol, denat	21.05	
		3004	Medicaments of mixed or unmixed products, for reta	20.90	
		2203	Beer made from malt	20.67	
		7010	Carboys, bottles, flasks... Ampoules, etc; stopper	19.76	
		7210	Rolled iron or non-alloy steel, >=600mm wide, clad	15.56	
		4819	Cartons, boxes, etc; box files, etc, of paper, pap	15.31	
		2402	Cigars, cigarillos, cigarettes, etc, of tobacco or	12.93	
		8716	Trailers and semi-trailers; other vehicles, not ma	10.82	
		3402	Non-soap surface-active agents; washing preparatio	10.82	
		1517	Margarine; edible preparations of animal or vegeta	8.95	
		8309	Stoppers, caps and lids, capsules for bottles... O	8.85	
		3105	Mineral or chemical fertilizers, nes; other fertil	8.08	
	3401	Soap; organic surface-active products in bars, etc	7.30		
	1107	Malt	6.58		
		Tanzania	2 digits		
			15	Animal or vegetable fats and oils and their cleava	66.96
			34	Soap, organic surface-active agents, washing prepa	41.59
			30	Pharmaceutical products.	25.48
			72	Iron and steel.	24.01
			17	Sugars and sugar confectionery.	20.69
			39	Plastics and articles thereof.	20.64
			76	Aluminium and articles thereof.	20.34
			84	Nuclear reactors, boilers, machinery and mechanica	20.27
			87	Vehicles other than railway or tramway rolling-sto	20.05
			25	Salt; sulphur; earths and stone; plastering materi	18.87
			85	Electrical machinery and equipment and parts there	18.46
			73	Articles of iron or steel.	15.24
			28	Inorganic chemicals; organic or inorganic compound	14.00
			48	Paper and paperboard; articles of paper pulp, of p	10.67
			64	Footwear, gaiters and the like; parts of such arti	10.54
			33	Essential oils and resinoids; perfumery, cosmetic	8.65
			63	Other made up textile articles; sets; worn clothin	8.45
	04		Dairy produce; birds' eggs; natural honey; edible	8.34	
	94		Furniture; bedding, mattresses, mattress supports,	7.94	
	83	Miscellaneous articles of base metal.	7.50		
		4 digits			
		1511	Palm oil and its fractions wheather or not refined	32.59	
		3401	Soap; organic surface-active products in bars, etc	30.80	
		3004	Medicaments of mixed or unmixed products, for reta	24.25	
		1516	Animal or vegetable fats and oils and fractions, h	21.84	
		1704	Sugar confectionery (incl. White chocolate), not c	20.12	
		7615	Table, kitchen, household and sanitary articles...	18.20	
		7210	Rolled iron or non-alloy steel, >=600mm wide, clad	16.18	
		3923	Articles for conveyance or packing of goods, of pl	13.93	
		8716	Trailers and semi-trailers; other vehicles, not ma	12.21	
		8507	Electric accumulators (incl. Separators therefor)	10.49	
		2523	Portland cement, aluminous cement, persulphate cem	10.23	
		1517	Margarine; edible preparations of animal or vegeta	9.68	
		8471	Automatic data processing machines...; magnetic re	8.70	
		2501	Salt/pure sodium chloride whether or not cont ant-	7.79	
		3402	Non-soap surface-active agents; washing preparatio	7.62	
		8309	Stoppers, caps and lids, capsules for bottles... O	6.82	
		8443	Printing machinery; machines for uses ancillary to	6.45	
		8702	Public-transport type passenger motor vehicles	6.06	
		6402	Other footwear with outer soles and uppers of rubb	5.81	
		4819	Cartons, boxes, etc; box files, etc, of paper, pap	5.61	

Table 7b: Intra-EAC Domestic Exports of the major twenty products, 2012 (US\$, million)

Partner State	Country of Destination	Hs Level	Description of Goods	2012	
Kenya	Rwanda	2 digits			
		72	Iron and steel.	19.43	
		27	Mineral fuels, mineral oils and products of their	14.39	
		15	Animal or vegetable fats and oils and their cleava	11.64	
		30	Pharmaceutical products.	11.25	
		39	Plastics and articles thereof.	10.02	
		84	Nuclear reactors, boilers, machinery and mechanica	8.31	
		48	Paper and paperboard; articles of paper pulp, of p	7.86	
		64	Footwear, gaiters and the like; parts of such arti	6.46	
		25	Salt; sulphur; earths and stone; plastering materi	6.11	
		85	Electrical machinery and equipment and parts there	5.92	
		73	Articles of iron or steel.	5.55	
		49	Printed books, newspapers, pictures and other prod	5.47	
		17	Sugars and sugar confectionery.	5.14	
		24	Tobacco and manufactured tobacco substitutes.	4.10	
		22	Beverages, spirits and vinegar.	3.25	
		34	Soap, organic surface-active agents, washing prepa	3.19	
		94	Furniture; bedding, mattresses, mattress supports,	3.19	
		76	Aluminium and articles thereof.	2.54	
		32	Tanning or dyeing extracts; tannins and their deri	2.50	
		87	Vehicles other than railway or tramway rolling-sto	2.47	
			4 digits		
			2710	Petroleum oils and oils obtained from bituminous m	13.98
			7210	Rolled iron or non-alloy steel, >=600mm wide, clad	12.40
			3004	Medicaments of mixed or unmixed products, for reta	9.88
			1511	Palm oil and its fractions wheather or not refined	9.57
			1704	Sugar confectionery (incl. White chocolate), not c	5.05
			8471	Automatic data processing machines...; magnetic re	4.13
			2402	Cigars, cigarillos, cigarettes, etc, of tobacco or	4.10
			4819	Cartons, boxes, etc; box files, etc, of paper, pap	3.91
			6402	Other footwear with outer soles and uppers of rubb	3.30
			2501	Salt/pure sodium chloride whether or not cont ant-	3.09
			4911	Other printed matter, including printed pictures a	2.92
			3924	Tableware, kitchenware... And toilet articles, of	2.69
			6401	Waterproof footwear...	2.47
			2523	Portland cement, aluminous cement, persulphate cem	2.39
			4901	Printed books, brochures, leaflets and similar pri	2.35
			7306	Other tubes, pipes and hollow profiles of iron or	2.35
			2203	Beer made from malt	2.21
		8544	Insulated wire, cable, etc; optical fibre cables	1.95	
		7211	Rolled iron or non-alloy steel, <600mm wide, not c	1.87	
		7214	Iron/steel bars and rods, forged, etc (incl. Twist	1.85	
		Burundi	2 digits		
		72	Iron and steel.	14.06	
		39	Plastics and articles thereof.	9.82	
		73	Articles of iron or steel.	7.37	
		25	Salt; sulphur; earths and stone; plastering materi	2.64	
		32	Tanning or dyeing extracts; tannins and their deri	2.30	
		34	Soap, organic surface-active agents, washing prepa	2.12	
		17	Sugars and sugar confectionery.	2.09	
		30	Pharmaceutical products.	2.02	
		85	Electrical machinery and equipment and parts there	1.48	
		48	Paper and paperboard; articles of paper pulp, of p	1.28	
		31	Fertilisers.	1.04	
		96	Miscellaneous manufactured articles.	1.01	
		24	Tobacco and manufactured tobacco substitutes.	0.93	
		15	Animal or vegetable fats and oils and their cleava	0.83	
		28	Inorganic chemicals; organic or inorganic compound	0.82	
		87	Vehicles other than railway or tramway rolling-sto	0.81	
		84	Nuclear reactors, boilers, machinery and mechanica	0.76	
		27	Mineral fuels, mineral oils and products of their	0.71	
		76	Aluminium and articles thereof.	0.71	
		33	Essential oils and resinoids; perfumery, cosmetic	0.68	

Table 7b: Intra-EAC Domestic Exports of the major twenty products, 2012 (US\$, million)

Partner State	Country of Destination	Hs Level	Description of Goods	2012		
Kenya	Burundi	4 digits				
		7210	Rolled iron or non-alloy steel, >=600mm wide, clad	7.39		
		3923	Articles for conveyance or packing of goods, of pl	7.15		
		7306	Other tubes, pipes and hollow profiles of iron or	5.66		
		7216	Angles, shapes and sections of iron or non-alloy s	3.20		
		2523	Portland cement, aluminous cement, persulphate cem	2.14		
		1704	Sugar confectionery (incl. White chocolate), not c	2.09		
		7208	Hot-rolled iron or non-alloy steel, >=600mm wide	1.89		
		3004	Medicaments of mixed or unmixed products, for reta	1.80		
		3401	Soap; organic surface-active products in bars, etc	1.43		
		3209	Paints and varnishes, in an aqueous medium	1.42		
		3105	Mineral or chemical fertilizers, nes; other fertil	1.03		
		2402	Cigars, cigarillos, cigarettes, etc, of tobacco or	0.93		
		9608	Ball-point, felt tipped...pens and pencils and art	0.91		
		7308	Iron/steel structures and parts thereof; plates, r	0.87		
		7214	Iron/steel bars and rods, forged, etc (incl. Twist	0.66		
		3405	Polishes and creams, etc, for footwear, etc, exclu	0.62		
		8507	Electric accumulators (incl. Separators therefor)	0.58		
		8544	Insulated wire, cable, etc; optical fibre cables	0.57		
1511	Palm oil and its fractions wheather or not refined	0.56				
3926	Other articles of plastics, nes	0.56				
Rwanda	Kenya	2 digits				
		09	Coffee, tea, mate and spices	84.26		
		41	Raw hides and skins (other than furskins) and leather	0.66		
		72	Iron and steel	0.33		
		84	Nuclear reactors, boilers, machinery and mechanical appliances; parts thereof	0.16		
		85	Electrical machinery and equipment and parts thereof; sound recorders and reproducers	0.12		
		23	Residues and waste from the food industries; prepared animal fodder	0.08		
		63	Other made up textile articles; sets; worn clothing and worn textile articles; rags	0.07		
		11	Products of the milling industry; malt; starches; inulin; wheat gluten	0.02		
		96	Miscellaneous manufactured articles	0.02		
		90	Optical, photographic, cinematographic, measuring, checking, precision	0.02		
		48	Paper and paperboard; articles of paper pulp, of paper or of paperboard	0.01		
		64	Footwear, gaiters and the like; parts of such articles	0.01		
		87	Vehicles other than railway or tramway rolling stock, and parts and accessories thereof	0.01		
		30	Pharmaceutical products	0.01		
		29	Organic chemicals	0.01		
		97	Works of art, collectors' pieces and antiques	0.01		
		25	Salt; sulphur; earths and stone; plastering materials, lime and cement	0.00		
		33	Essential oils and resinoids; perfumery, cosmetic or toilet preparations	0.00		
		27	Mineral fuels, mineral oils and products of their distillation; bituminous substances; mineral waxes	0.00		
		88	Aircraft, spacecraft, and parts thereof	0.00		
				4 digits		
				0902	Tea, whether or not flavoured.	72.60
				0901	Coffee, whether or not roasted or decaffeinated; coffee husks and skins; coffee substitu	11.66
				4101	Raw hides and skins of bovine (including buffalo) or equine animals (fresh, or salted, d	0.66
				7214	Other bars and rods of iron or non-alloy steel, not further worked than forged, hot-roll	0.20
				7208	Flat-rolled products of iron or non-alloy steel, of a width of 600 mm or more, hot-rolle	0.12
				2302	Bran, sharps and other residues, whether or not in the form of pellets, derived from the	0.08
				6309	Worn clothing and other worn articles.	0.07
				8517	Electrical apparatus for line telephony or line telegraphy, including line telephone set	0.07
				8471	Automatic data processing machines and units thereof; magnetic or optical readers, machi	0.06
				8474	Machinery for sorting, screening, separating, washing, crushing, grinding, mixing or kne	0.05
				8541	Diodes, transistors and similar semiconductor devices; photosensitive semiconductor devi	0.03
				8420	Calendering or other rolling machines, other than for metals or glass, and cylinders the	0.03
				8507	Electric accumulators, including separators therefor, whether or not rectangular (includ	0.02
				9605	Travel sets for personal toilet, sewing or shoe or clothes cleaning.	0.02
		1106	Flour, meal and powder of the dried leguminous vegetables of heading 07.13, of sago or o	0.02		
		9019	Mechano-therapy appliances; massage apparatus; psychological aptitude-testing apparatus;	0.02		
		8473	Parts and accessories (other than covers, carrying cases and the like) suitable for use	0.01		
		4820	Registers, account books, note books, order books, receipt books, letter pads, memorandu	0.01		
		6402	Other footwear with outer soles and uppers of rubber or plastics.	0.01		
		8701	Tractors (other than tractors of heading 87.09).	0.01		

Table 7b: Intra-EAC Domestic Exports of the major twenty products, 2012 (US\$, million)

Partner State	Country of Destination	Hs Level	Description of Goods	2012		
Rwanda	Tanzania	2 digits				
		26	Ores, slag and ash	122.99		
		09	Coffee, tea, mate and spices	29.13		
		11	Products of the milling industry; malt; starches; inulin; wheat gluten	2.34		
		74	Copper and articles thereof	2.18		
		96	Miscellaneous manufactured articles	1.53		
		41	Raw hides and skins (other than furskins) and leather	0.94		
		72	Iron and steel	0.45		
		73	Articles of iron or steel	0.39		
		10	Cereals	0.35		
		81	Other base metals; cermets; articles thereof	0.26		
		30	Pharmaceutical products	0.25		
		07	Edible vegetables and certain roots and tubers	0.17		
		84	Nuclear reactors, boilers, machinery and mechanical appliances; parts thereof	0.16		
		63	Other made up textile articles; sets; worn clothing and worn textile articles; rags	0.11		
		90	Optical, photographic, cinematographic, measuring, checking, precision	0.10		
		85	Electrical machinery and equipment and parts thereof; sound recorders and reproducers	0.07		
		44	Wood and articles of wood; wood charcoal	0.07		
		31	Fertilisers	0.07		
		78	Lead and articles thereof	0.04		
		22	Beverages, spirits and vinegar	0.04		
				4 digits		
				2615	Niobium, tantalum, vanadium or zirconium ores and concentrates.	53.18
				2609	Tin ores and concentrates.	46.14
				901	Coffee, whether or not roasted or decaffeinated; coffee husks and skins; coffee substitu	29.13
				2611	Tungsten ores and concentrates.	19.67
				2610	Chromium ores and concentrates.	3.99
				1103	Cereal groats, meal and pellets.	2.31
				7404	Copper waste and scrap.	2.18
				9605	Travel sets for personal toilet, sewing or shoe or clothes cleaning.	1.53
				4103	Other raw hides and skins (fresh, or salted, dried, limed, pickled or otherwise preserve	0.92
				1005	Maize (corn).	0.35
				8103	Tantalum and articles thereof, including waste and scrap.	0.26
				3004	Medicaments (excluding goods of heading 30.02, 30.05 or 30.06) consisting of mixed or un	0.25
				7206	Iron and non-alloy steel in ingots or other primary forms (excluding iron of heading 72.	0.24
				7204	Ferrous waste and scrap; remelting scrap ingots of iron or steel.	0.20
				7308	Structures (excluding prefabricated buildings of heading 94.06) and parts of structures	0.17
				0701	Potatoes, fresh or chilled.	0.14
				8430	Other moving, grading, levelling, scraping, excavating, tamping, compacting, extracting	0.12
		7326	Other articles of iron or steel.	0.12		
		6309	Worn clothing and other worn articles.	0.11		
		9031	Measuring or checking instruments, appliances and machines, not specified or included el	0.10		
	Uganda	2 digits				
		09	Coffee, tea, mate and spices	41.83		
		41	Raw hides and skins (other than furskins) and leather	8.02		
		07	Edible vegetables and certain roots and tubers	0.98		
		63	Other made up textile articles; sets; worn clothing and worn textile articles; rags	0.74		
		72	Iron and steel	0.68		
		33	Essential oils and resinoids; perfumery, cosmetic or toilet preparations	0.50		
		87	Vehicles other than railway or tramway rolling stock, and parts and accessories thereof	0.27		
		84	Nuclear reactors, boilers, machinery and mechanical appliances; parts thereof	0.25		
		85	Electrical machinery and equipment and parts thereof; sound recorders and reproducers	0.22		
		20	Preparations of vegetables, fruit, nuts or other parts of plants	0.21		
		11	Products of the milling industry; malt; starches; inulin; wheat gluten	0.20		
		39	Plastics and articles thereof	0.15		
		23	Residues and waste from the food industries; prepared animal fodder	0.15		
		22	Beverages, spirits and vinegar	0.13		
		73	Articles of iron or steel	0.12		
		82	Tools, implements, cutlery, spoons and forks, of base metal; parts thereof of base metal	0.10		
		30	Pharmaceutical products	0.09		
		94	Furniture; bedding, mattresses, mattress supports, cushions and similar stuffed furnishings	0.08		
		52	Cotton	0.07		
		08	Edible fruit and nuts; peel of citrus fruit or melons	0.06		

Table 7b: Intra-EAC Domestic Exports of the major twenty products, 2012 (US\$, million)

Partner State	Country of Destination	Hs Level	Description of Goods	2012	
Rwanda	Uganda	4 digits			
		0901	Coffee, whether or not roasted or decaffeinated; coffee husks and skins; coffee substitu	27.09	
		0902	Tea, whether or not flavoured.	14.73	
		4101	Raw hides and skins of bovine (including buffalo) or equine animals (fresh, or salted, d	4.25	
		4103	Other raw hides and skins (fresh, or salted, dried, limed, pickled or otherwise preserve	3.67	
		0708	Leguminous vegetables, shelled or unshelled, fresh or chilled.	0.88	
		6309	Worn clothing and other worn articles.	0.74	
		7204	Ferrous waste and scrap; remelting scrap ingots of iron or steel.	0.49	
		3304	Beauty or make-up preparations and preparations for the care of the skin (other than med	0.41	
		2009	Fruit juices (including grape must) and vegetable juices, unfermented and not containing	0.21	
		1101	Wheat or meslin flour.	0.20	
		7214	Other bars and rods of iron or non-alloy steel, not further worked than forged, hot-roll	0.19	
		8529	Parts suitable for use solely or principally with the apparatus of headings 85.25 to 85.	0.17	
		2302	Bran, sharps and other residues, whether or not in the form of pellets, derived from the	0.15	
		3917	Tubes, pipes and hoses, and fittings therefor (for example, joints, elbows, flanges), of	0.13	
		2203	Beer made from malt.	0.12	
		4102	Raw skins of sheep or lambs (fresh, or salted, dried, limed, pickled or otherwise preser	0.11	
		8430	Other moving, grading, levelling, scraping, excavating, tamping, compacting, extracting	0.11	
	7326	Other articles of iron or steel.	0.10		
	8701	Tractors (other than tractors of heading 87.09).	0.09		
	8703	Motor cars and other motor vehicles principally designed for the transport of persons	0.09		
	Burundi	2 digits	10	Cereals	1.47
			72	Iron and steel	1.32
			39	Plastics and articles thereof	1.18
			07	Edible vegetables and certain roots and tubers	0.97
			22	Beverages, spirits and vinegar	0.97
			70	Ceramic products	0.73
			25	Salt; sulphur; earths and stone; plastering materials, lime and cement	0.54
			64	Footwear, gaiters and the like; parts of such articles	0.46
			33	Essential oils and resinoids; perfumery, cosmetic or toilet preparations	0.40
			84	Nuclear reactors, boilers, machinery and mechanical appliances; parts thereof	0.22
			01	Live animals	0.18
			73	Articles of iron or steel	0.18
			94	Furniture; bedding, mattresses, mattress supports, cushions and similar stuffed furnishings;	0.16
			11	Products of the milling industry; malt; starches; inulin; wheat gluten	0.09
		76	Aluminium and articles thereof	0.08	
		19	Preparations of cereals, flour, starch or milk; pastrycooks' products	0.08	
		04	Dairy produce; birds' eggs; natural honey; edible products of animal origin	0.07	
		15	Animal or vegetable fats and oils and their cleavage products; prepared edible fats	0.06	
20		Preparations of vegetables, fruit, nuts or other parts of plants	0.06		
32		Tanning or dyeing extracts; tannins and their derivatives; dyes, pigments	0.06		
4 digits		1005	Maize (corn).	1.46	
	7214	Other bars and rods of iron or non-alloy steel, not further worked than forged, hot-roll	1.23		
	3923	Articles for the conveyance or packing of goods, of plastics; stoppers, lids, caps and o	0.98		
	2203	Beer made from malt.	0.96		
	7010	Carboys, bottles, flasks, jars, pots, phials, ampoules and other containers, of glass, o	0.73		
	0713	Dried leguminous vegetables, shelled, whether or not skinned or split.	0.49		
	6402	Other footwear with outer soles and uppers of rubber or plastics.	0.34		
	2523	Portland cement, aluminous cement, slag cement, supersulphate cement and similar hydraul	0.32		
	0708	Leguminous vegetables, shelled or unshelled, fresh or chilled.	0.24		
	3305	Preparations for use on the hair.	0.23		
	0701	Potatoes, fresh or chilled.	0.22		
	2517	Pebbles, gravel, broken or crushed stone, of a kind commonly used for concrete aggregate	0.22		
	3925	Builders' ware of plastics, not elsewhere specified or included.	0.18		
	8431	Parts suitable for use solely or principally with the machinery of headings 84.25 to 84.	0.16		
3304	Beauty or make-up preparations and preparations for the care of the skin (other than med	0.14			
9403	Other furniture and parts thereof.	0.14			
0102	Live bovine animals.	0.12			
6404	Footwear with outer soles of rubber, plastics, leather or composition leather and uppers	0.11			
1107	Malt, whether or not roasted.	0.07			
7606	Aluminium plates, sheets and strip, of a thickness exceeding 0.2 mm.	0.07			

Table 7b: Intra-EAC Domestic Exports of the major twenty products, 2012 (US\$, million)

Partner State	Country of Destination	Hs Level	Description of Goods	2012	
Burundi	Kenya	2 digits			
		09	Coffee, Tea, Mate And Spices	12.071	
		41	Raw Hides And Skins (Other Than Furskins) And Leather	3.292	
		42	Articles of leather; saddlery and harness; travel goods, handbags and similar containers	0.074	
		4 digits			
		902	Tea	12.07	
		4101	Raw hides and skins of bovine or equine animals, not tanned	1.40	
		4103	Other raw hides and skins, fresh or preserved, not tanned, nes	1.20	
		4102	Raw skins of sheep or lambs, but not tanned	0.62	
	4112	Leather further prepared after tanning or crusting, including parchment-	0.08		
	4203	Articles of apparel and clothing accessories of leather	0.07		
	0901	Coffee; Coffee Husks And Skins; Coffee Substitutes	0.00		
	Tanzania		2 digits		
			04	Tobacco And Manufactured Tobacco Substitutes	0.001
			07	Edible vegetables and certain roots and tubers.	0.000
			08	Edible fruit and nuts; peel of citrus fruit or melons.	0.071
			09	Coffee, tea, mate and spices	0.012
			10	Cereals	0.001
			12	Oil seeds and oleaginous fruits; miscellaneous grains, seeds and fruit; industrial or medicinal plants	0.001
			22	Beverages, Spirits And Vinegar	0.001
			24	Tobacco and manufactured tobacco substitutes.	0.708
26			Ores, slag and ash.	0.000	
33			Essential Oils & Resinoids; Perf, Cosmetic/Toilet	0.000	
34			Soap, Organic Surface-Active Agents, Washing Prep,	0.018	
42			Articles of leather; saddlery and harness;travel goods, handbags and similar containers	0.000	
44			Cotton	0.081	
47			Pulp of wood or of other fibrous cellulosic material; recovered (waste and scrap)	0.000	
70			Glass and glassware.	0.023	
72			Sugars and sugar confectionery.	0.003	
73			Animal/Veg Fats & Oils & Their Cleavage Products;	0.001	
81			Other base metals; cermets; articles thereof.	0.001	
87			Vehicles other than railway or tramway rolling?stock,and parts and accessories thereof	0.000	
89			Ships, boats and floating structures.	0.001	
4 digits					
0406			Cheese and curd	0.00	
0803			Bananas	0.05	
0804			Dates, figs, pineapples...etc, fresh or dried	0.02	
0901			Coffee, whether or not roasted or decaffeinated; coffee husks and skins; coffee substit	0.01	
0902			Tea, whether or not flavoured.	0.00	
1007			Grain sorghum	0.00	
1207			Other oil seeds and oleaginous fruits	0.00	
2208			Undenatured ethyl alcohol of an alcoholic strength <80%; spirits, etc	0.00	
2402	Cigars, cigarillos, cigarettes, etc, of tobacco or tobacco substitutes	0.71			
3401	Soap; Organic Surface-Active Products In Bars, Etc	0.02			
3404	Artificial waxes and prepared waxes	0.00			
4403	Wood in the rough or roughly squared	0.01			
4407	Wood sawn or chipped lengthwise, sliced or peeled, >6mm thick	0.04			
4409	Wood, continuously shaped along any of its edges or faces	0.00			
4413	Densified wood, in blocks, plates, strips or profile shapes	0.04			
7001	Cullet and other waste of glass	0.02			
7204	Ferrous waste and scrap; remelting scrap ingots of iron or steel.	0.00			
7308	Iron/steel structures and parts thereof; plates, rods... Therefor	0.00			
8112	Beryllium, chromium, germanium, vanadium... And articles thereof	0.00			
8902	Fishing vessels etc	0.00			

Table 7b: Intra-EAC Domestic Exports of the major twenty products, 2012 (US\$, million)

Partner State	Country of Destination	Hs Level	Description of Goods	2012	
Burundi	Uganda	2 digits			
		24	Tobacco and manufactured tobacco substitutes.	2.016	
		09	Coffee, tea, mate and spices	1.496	
		41	Raw hides and skins (other than furskins) and leather	0.100	
		22	Beverages, spirits and vinegar.	0.022	
		72	Iron and steel.	0.012	
		44	Wood and articles of wood; wood charcoal.	0.001	
		4 digits			
		2402	Cigars, cigarillos, cigarettes, etc, of tobacco or tobacco substitutes	2.02	
		0901	Coffee, whether or not roasted or decaffeinated; coffee husks and skins; coffee substit	1.50	
		4101	Raw hides and skins of bovine (including buffalo) or equine animals (fresh, or salted, d	0.10	
		2203	Beer made from malt	0.02	
		7204	Ferrous waste and scrap; remelting scrap ingots of iron or steel.	0.01	
	4107	Leather of other animals, without hair on	0.00		
	4407	Wood sawn or chipped lengthwise, sliced or peeled, >6mm thick	0.00		
	2208	Undenatured ethyl alcohol of an alcoholic strength <80%; spirits, etc	0.00		
		Rwanda	2 digits		
			08	Edible fruit and nuts; peel of citrus fruit or melons.	0.009
			09	Coffee, tea, mate and spices	0.437
			15	Animal or vegetable fats and oils and their cleavage products; prepared edible fats	0.060
			20	Preparations of vegetables, fruit, nuts or other parts of plants.	0.014
			22	Beverages, spirits and vinegar.	0.004
			23	Residues and waste from the food industries; prepared animal fodder	0.003
			24	Tobacco and manufactured tobacco substitutes.	0.091
			25	Salt; sulphur; earths and stone; plastering materials, lime and cement.	0.003
			28	Inorganic chemicals; organic or inorganic compounds of precious metals, of rare-earth metals	0.003
			30	Pharmaceutical products.	0.048
		32	Tanning or dyeing extracts; tannins and their derivatives; dyes, pigments and other colouring matter;	0.003	
		33	Essential oils and resinoids; perfumery, cosmetic or toilet preparations.	0.028	
		34	Soap, organic surface-active agents, washing preparations, lubricating preparations, artificial waxes,	3.168	
		39	Plastics and articles thereof.	0.064	
		41	Raw hides and skins (other than furskins) and leather	0.028	
		44	Wood and articles of wood; wood charcoal.	0.010	
		72	Iron and steel.	0.019	
		73	Articles of iron or steel.	0.038	
		96	Miscellaneous manufactured articles	0.004	
		98	Services	0.003	
		4 digits			
		0805	Citrus fruit, fresh or dried	0.01	
		0901	Coffee, whether or not roasted or decaffeinated; coffee husks and skins; coffee substit	0.44	
		1511	Palm oil and its fractions whether or not refined not chemically modified	0.06	
		2009	Fruit juices (incl. Grape must) and vegetable juices, unfermented	0.01	
		2203	Beer made from malt	0.00	
		2306	Oil-cake and other solid residues, of vegetable fats	0.00	
		2402	Cigars, cigarillos, cigarettes, etc, of tobacco or tobacco substitutes	0.09	
		2518	Dolomite; dolomite roughly trimmed or merely cut; agglomerated dolomite	0.00	
		3005	Wadding, gauze, etc with pharmaceutical substances or for retail sale	0.04	
		3006	Pharmaceutical goods specified in note 3 to this chapter	0.01	
		3215	Printing ink, writing or drawing ink and other inks	0.00	
		3302	Mixtures of odoriferous substances used as raw materials in industry	0.03	
		3401	Soap; organic surface-active products in bars, etc; paper with soap, etc	3.17	
		3917	Tubes, pipes and hoses, and fittings therefor, of plastics	0.06	
		4101	Raw hides and skins of bovine (including buffalo) or equine animals	0.03	
		4420	Wood marquetry, inlaid wood; caskets of wood; ornaments of wood	0.01	
		7204	Ferrous waste and scrap; remelting scrap ingots of iron or steel.	0.02	
		7308	Iron/steel structures and parts thereof; plates, rods... Therefor	0.04	
		9603	Brooms, brushes, hand-operated mechanical floor sweepers, etc...	0.00	
		9801	Personal effects	0.00	

Table 7b: Intra-EAC Domestic Exports of the major twenty products, 2012 (US\$, million)

Partner State	Country of Destination	Hs Level	Description of Goods	2012	
Tanzania	Kenya	2 digits			
		23	Residues & Waste From The Food Indust; Prepr Ani Fodder	42.98	
		10	Cereals	27.31	
		27	Mineral Fuels, Oils & Product Of Their Distillation; Etc	27.26	
		08	Edible Fruit And Nuts; Peel Of Citrus Fruit Or Melons	25.74	
		07	Edible Vegetables And Certain Roots And Tubers	24.47	
		63	Other Made Up Textile Articles; Sets; Worn Clothing Etc	20.26	
		48	Paper & Paperboard; Art Of Paper Pulp, Paper/Paperboard	20.11	
		11	Prod Mill Indust; Malt; Starches; Insulin; Wheat Gluten	15.66	
		90	Optical, Photo, Cine, Meas, Checking, Precision, Etc	15.31	
		09	Coffee, Tea, Mate And Spices	15.28	
		73	Articles Of Iron And Steel	9.02	
		22	Beverages, Spirits And Vinegar	7.47	
		59	Impregnated, Coated, Cover/Laminated Textile Fabric Etc	6.40	
		03	Fish & Crustacean, Mollusc & Other Aquatic Invertebrate	6.38	
		84	Nuclear Reactors, Boilers, Mchy & Mech Appliance; Parts	6.17	
		52	Cotton	5.42	
		44	Wood And Articles Of Wood; Wood Charcoal	5.29	
		85	Electrical Mchy Equip Parts Thereof; Sound Recorder Etc	4.61	
		39	Plastics And Articles Thereof	4.52	
		25	Salt; Sulphur; Earth & Ston; Plastering Mat; Lime & Cem	4.42	
			4 digits		
			2306	Oil-Cake And Other Solid Residues, Of Vegetable Fats	42.66
			0805	Citrus Fruit, Fresh Or Dried	24.90
			1005	Maize(Corn)	21.62
			2711	Petroleum Gases And Other Gaseous Hydrocarbons	20.43
			4804	Uncoated Kraft Paper And Paperboard, In Rolls Or Sheets (Excl. 48.02+03)	16.84
			9025	Hydrometers... Thermometers, Pyrometers, Barometers, Hygrometers...	14.76
			0902	Tea	14.70
			1103	Cereal Groats, Meal And Pellets	12.99
			0701	Potatoes, Fresh Or Chilled	12.83
			6304	Other Furnishing Articles, Nes (Excl. Of 94.04)	10.26
			0708	Leguminous Vegetables, Shelled Or Unshelled, Fresh Or Chilled	8.18
			5906	Rubberized Textile Fabrics	6.33
			7304	Tubes, Pipes And Hollow Profiles, Seamless, Of Iron (Excl. Cast), Steel	5.98
			6305	Sacks And Bags, Used For Packing Goods	5.16
			1007	Grain Sorghum	4.99
			2203	Beer Made From Malt	4.38
			2712	Petroleum Jelly; Paraffin Wax... And Other Mineral Waxes, Etc	4.35
		6309	Worn Clothing	3.96	
		0305	Fish, Salted, Dried...; Smoked Fish; Fish Meal Fit For Human Consumption	3.87	
		7610	Aluminium Structures And Parts Of Structures; Plates, Rods... Therefor	3.50	
		Uganda	2 digits		
			10	Cereals	17.79
			27	Mineral Fuels, Oils & Product Of Their Distillation; Etc	6.75
			63	Other Made Up Textile Articles; Sets; Worn Clothing Etc	5.42
			48	Paper & Paperboard; Art Of Paper Pulp, Paper/Paperboard	4.66
		70	Glass And Glassware	3.83	
		85	Electrical Mchy Equip Parts Thereof; Sound Recorder Etc	3.47	
		22	Beverages, Spirits And Vinegar	3.28	
		39	Plastics And Articles Thereof	2.54	
		11	Prod Mill Indust; Malt; Starches; Insulin; Wheat Gluten	2.48	
		84	Nuclear Reactors, Boilers, Mchy & Mech Appliance; Parts	2.41	
		72	Iron And Steel	2.19	
		56	Wadding, Felt & Nonwoven; Yarns; Twine, Cordage, Etc	2.01	
		12	Oil Seed, Oleagi Fruits; Miscell Grain, Seed, Fruit Etc	0.98	
		61	Art Of Apparel & Clothing Access, Knitted Or Crocheted	0.94	
		69	Ceramic Products	0.86	
		15	Animal/Veg Fats & Oil & Their Cleavage Products; Etc	0.82	
		03	Fish & Crustacean, Mollusc & Other Aquatic Invertebrate	0.69	
		07	Edible Vegetables And Certain Roots And Tubers	0.64	
		25	Salt; Sulphur; Earth & Ston; Plastering Mat; Lime & Cem	0.60	
		17	Sugars And Sugar Confectionery	0.48	

Table 7b: Intra-EAC Domestic Exports of the major twenty products, 2012 (US\$, million)

Partner State	Country of Destination	Hs Level	Description of Goods	2012	
Tanzania	Uganda	4 digits			
		1005	Maize(Corn)	14.94	
		4819	Cartons, Boxes, Etc; Box Files, Etc, Of Paper, Paperboard, Etc	3.91	
		7010	Carboys, Bottles, Flasks... Ampoules, Etc; Stoppers, Lids..., Of Glass	3.81	
		6304	Other Furnishing Articles, Nes (Excl. Of 94.04)	3.45	
		2711	Petroleum Gases And Other Gaseous Hydrocarbons	3.36	
		8504	Electrical Transformers, Static Converters And Inductors	3.14	
		2207	Ethyl Alcohol, Undenatured Of >=80% Alcohol, Denatured Spirits	3.11	
		2710	Petroleum Oils And Oils Obtained From Bituminous Minerals,Other Than Crude	2.47	
		1108	Starches And Inulin	2.46	
		5607	Twine, Cordage, Rope And Cables	2.00	
		6305	Sacks And Bags, Used For Packing Goods	1.72	
		1006	Rice	1.42	
		3923	Articles For Conveyance Or Packing Of Goods, Of Plastics	1.22	
		7210	Rolled Iron Or Non-Alloy Steel, >=600Mm Wide, Clad, Plated Or Coated	1.18	
		6109	T-Shirts, Singlets And Other Vests, Knitted Or Crocheted	0.92	
		2712	Petroleum Jelly; Paraffin Wax... And Other Mineral Waxes, Etc	0.91	
		1512	Sunflower-Seed, Safflower Or Cotton-Seed Oil And Their Fractions	0.82	
		6907	Unglazed Ceramic Flags, Paving, Hearth Or Wall Tiles; Mozaic Cubes, Etc	0.82	
	1213	Cereal Straw And Husks	0.80		
	3920	Other Plates..., Of Plastics, Not Reinforced, Etc	0.74		
	Burundi	2 digits	25	Salt; Sulphur; Earth & Ston; Plastering Mat; Lime & Cem	16.77
			70	Glass And Glassware	7.22
			39	Plastics And Articles Thereof	2.84
			11	Prod Mill Indust; Malt; Starches; Insulin; Wheat Gluten	2.62
			27	Mineral Fuels, Oils & Product Of Their Distillation; Etc	2.11
			48	Paper & Paperboard; Art Of Paper Pulp, Paper/Paperboard	1.55
			63	Other Made Up Textile Articles; Sets; Worn Clothing Etc	1.53
			94	Furniture; Bedding, Mattress, Matt Support, Cushion Etc	1.51
			72	Iron And Steel	1.46
			12	Oil Seed, Oleagi Fruits; Miscell Grain, Seed, Fruit Etc	1.31
			22	Beverages, Spirits And Vinegar	1.24
			10	Cereals	1.02
			33	Essential Oils & Resinoids; Perf, Cosmetic/Toilet Prep	0.88
		34	Soap, Organic Surface-Active Agents, Washing Prep, Etc	0.78	
		84	Nuclear Reactors, Boilers, Mchy & Mech Appliance; Parts	0.74	
		19	Prep Of Cereal, Flour, Starch/Milk; Pastrycooks' Prod	0.62	
		31	Fertilisers	0.43	
		32	Tanning/Dyeing Extract; Tannins & Derivs; Pigm Etc	0.31	
73		Articles Of Iron And Steel	0.20		
15		Animal/Veg Fats & Oil & Their Cleavage Products; Etc	0.20		
4 digits		2501	Salt/Pure Sodium Chloride Whether Or Not Cont Ant-Caking Agents;Seawater	9.82	
		7010	Carboys, Bottles, Flasks... Ampoules, Etc; Stoppers, Lids..., Of Glass	7.17	
		2523	Portland Cement, Aluminous Cement, Persulphate Cement, Etc	6.88	
		3923	Articles For Conveyance Or Packing Of Goods, Of Plastics	2.37	
		4820	Registers, Account Books, Etc; Albums For Samples, Of Paper, Paperboard	1.37	
		1101	Wheat Or Meslin Flour	1.33	
		9404	Mattress Supports; Articles Of Bedding, Sprung, Stuffed, Etc	1.33	
		1207	Other Oil Seeds And Oleaginous Fruits	1.27	
		2712	Petroleum Jelly; Paraffin Wax... And Other Mineral Waxes, Etc	1.23	
		7210	Rolled Iron Or Non-Alloy Steel, >=600Mm Wide, Clad, Plated Or Coated	1.20	
	1102	Cereal Flours, (Excl. Wheat Or Meslin)	1.16		
	1005	Maize(Corn)	0.81		
	3304	Beauty, Make-Up, Skin-Care (Incl. Suntan), Manicure... Preparations	0.80		
	2710	Petroleum Oils And Oils Obtained From Bituminous Minerals,Other Than Crude	0.78		
	3401	Soap; Organic Surface-Active Products In Bars, Etc; Paper With Soap,Etc	0.78		
	6304	Other Furnishing Articles, Nes (Excl. Of 94.04)	0.77		
	2207	Ethyl Alcohol, Undenatured Of >=80% Alcohol, Denatured Spirits	0.70		
6305	Sacks And Bags, Used For Packing Goods	0.64			
1905	Bread, Pastry, Cakes, Etc; Communion Wafers, Rice Paper, Etc	0.58			
2202	Waters (Incl. Mineral And Aerated), With Added Sugar...(Incl. Sweetened)	0.49			

Table 7b: Intra-EAC Domestic Exports of the major twenty products, 2012 (US\$, million)

Partner State	Country of Destination	Hs Level	Description of Goods	2012		
Tanzania	Rwanda	2 digits				
		31	Fertilisers	9.63		
		25	Salt; Sulphur; Earth & Ston; Plastering Mat; Lime & Cem	9.06		
		17	Sugars And Sugar Confectionery	8.15		
		39	Plastics And Articles Thereof	6.49		
		72	Iron And Steel	5.87		
		27	Mineral Fuels, Oils & Product Of Their Distillation; Etc	5.08		
		10	Cereals	4.40		
		70	Glass And Glassware	3.94		
		12	Oil Seed, Oleagi Fruits; Miscell Grain, Seed, Fruit Etc	3.78		
		85	Electrical Mchy Equip Parts Thereof; Sound Recorder Etc	2.27		
		63	Other Made Up Textile Articles; Sets; Worn Clothing Etc	2.06		
		03	Fish & Crustacean, Mollusc & Other Aquatic Invertebrate	1.64		
		22	Beverages, Spirits And Vinegar	1.44		
		33	Essential Oils & Resinoids; Perf, Cosmetic/Toilet Prep	1.44		
		48	Paper & Paperboard; Art Of Paper Pulp, Paper/Paperboard	1.39		
		07	Edible Vegetables And Certain Roots And Tubers	1.17		
		11	Prod Mill Indust; Malt; Starches; Insulin; Wheat Gluten	0.89		
		24	Tobacco And Manufactured Tobacco Substitutes	0.81		
		19	Prep Of Cereal, Flour, Starch/Milk; Pastrycooks' Prod	0.52		
		26	Ores, Slag And Ash	0.35		
				4 digits		
				3105	Mineral Or Chemical Fertilizers, Nes; Other Fertilizers; Goods =<10Kg	9.56
				2523	Portland Cement, Aluminous Cement, Persulphate Cement, Etc	9.04
				1701	Cane Or Beet Sugar And Chemically Pure Sucrose, In Solid Form	8.15
				3917	Tubes, Pipes And Hoses, And Fittings Therefor, Of Plastics	4.57
				7214	Iron/Steel Bars And Rods, Forged, Etc (Incl. Twisted), Uncoiled	4.26
				7010	Carboys, Bottles, Flasks... Ampoules, Etc; Stoppers, Lids..., Of Glass	3.59
				2712	Petroleum Jelly; Paraffin Wax... And Other Mineral Waxes, Etc	3.08
				1006	Rice	2.55
				6305	Sacks And Bags, Used For Packing Goods	2.04
				2711	Petroleum Gases And Other Gaseous Hydrocarbons	1.94
				1202	Ground-Nuts, Not Roasted Or Otherwise Cooked	1.93
				1211	Plants And Parts Of Plants, Of A Kind Used In Perfumery, Pharmacy...Etc	1.84
				305	Fish, Salted, Dried...; Smoked Fish; Fish Meal Fit For Human Consumption	1.60
				3924	Tableware, Kitchenware... And Toilet Articles, Of Plastics	1.51
				7213	Iron/Steel Bars Androds, Hot-Rolled, In Irregularly Wound Coils	1.43
				8502	Electric Generating Sets And Rotary Converters	1.34
				2202	Waters (Incl. Mineral And Aerated), With Added Sugar...(Incl. Sweetened)	1.31
				1001	Wheat And Meslin	1.11
				3304	Beauty, Make-Up, Skin-Care (Incl. Suntan), Manicure... Preparations	0.93
				2402	Cigars, Cigarillos, Cigarettes, Etc, Of Tobacco Or Tobacco Substitutes	0.81

Source: Partner States' Revenue Authorities

Table 7c: Intra-EAC Domestic Exports of the major twenty products, 2012 compared to 2011 (US\$, million)

Partner State	Country of Destination	Hs Level	Description of Goods	2011	2012	% change		
Uganda	Kenya	2 digits						
		09	Coffee, tea, maté and spices.	74.14	74.85	0.97		
		17	Sugars and sugar confectionery.	0.18	25.10	13643.63		
		10	Cereals.	15.61	17.63	12.94		
		24	Tobacco and manufactured tobacco substitutes.	8.87	14.68	65.39		
		04	Dairy produce; birds' eggs; natural honey; edible products of animal origin	13.14	14.01	6.66		
		23	Residues and waste from the food industries; prepared animal fodder.	10.65	12.95	21.59		
		07	Edible vegetables and certain roots and tubers.	17.14	10.47	-38.89		
		27	Mineral fuels, mineral oils and products of their distillation	7.75	10.24	32.13		
		12	Oil seeds and oleaginous fruits; miscellaneous grains, seeds and fruit	8.76	4.51	-48.58		
		15	Animal or vegetable fats and oils and their cleavage products; prepared edible fats	5.10	3.54	-30.59		
		44	Wood and articles of wood; wood charcoal.	2.01	3.48	73.30		
		72	Iron and steel.	4.74	3.19	-32.59		
		41	Raw hides and skins (other than furskins) and leather.	2.29	2.75	20.01		
		48	Paper and paperboard; articles of paper pulp, of paper or of paperboard.	1.41	2.59	83.23		
		52	Cotton.	6.22	2.09	-66.33		
		73	Articles of iron or steel.	0.35	1.36	289.06		
		22	Beverages, spirits and vinegar.	0.01	1.34	16757.76		
		03	Fish and crustaceans, molluscs and other aquatic invertebrates.	1.57	0.94	-39.72		
		20	Preparations of vegetables, fruit, nuts or other parts of plants.	0.72	0.87	21.20		
		33	Essential oils and resinoids; perfumery, cosmetic or toilet preparations.	0.51	0.80	55.25		
				4 digits				
				0902	Tea	71.87	72.41	0.75
				1701	Cane or beet sugar and chemically pure sucrose, in solid form	0.02	24.28	113974.91
				1005	Maize(corn)	14.35	16.53	15.13
				2401	Unmanufactured tobacco; tobacco refuse	8.86	14.65	65.38
				2716	Electrical energy	7.72	10.21	32.13
				0713	Dried leguminous vegetables, shelled	14.45	9.96	-31.08
				0402	Milk and cream, concentrated or sweetened	7.83	9.19	17.40
				2302	Brans, sharps and other residues, derived from working of cereals, etc	3.92	7.59	93.82
				0401	Milk and cream, not concentrated or sweetened	5.18	4.42	-14.67
				2306	Oil-cake and other solid residues, of vegetable fats	2.48	3.21	29.57
				1207	Other oil seeds and oleaginous fruits	5.19	2.21	-57.45
				4410	Particle board and similar board of wood or other ligneous materials	1.73	2.13	23.27
				1512	Sunflower-seed, safflower or cotton-seed oil and their fractions	0.43	2.12	397.29
				0901	Coffee; coffee husks and skins; coffee substitutes containing coffee	2.23	2.08	-6.71
				4104	Leather of bovine or equine animals, without hair on	0.38	2.08	449.09
				5203	Cotton, carded or combed	6.02	2.05	-65.88
				2304	Oil cake from soya bean oil	2.70	1.81	-33.12
				7217	Wire of iron or non-alloy steel	3.54	1.41	-60.09
				4811	Paper, paperboard, etc, coated..., in rolls or sheets, nes	0.29	1.40	384.64
		1202	Ground-nuts, not roasted or otherwise cooked	0.13	1.31	904.63		
	Tanzania	2 digits						
		72	Iron and steel.	2.14	8.38	292.36		
		27	Mineral fuels, mineral oils and products of their distillation; bituminous substances	7.71	5.94	-22.92		
		22	Beverages, spirits and vinegar.	0.12	3.47	2710.12		
		34	Soap, organic surface-active agents, washing preparations, lubricating preparations	3.88	3.37	-12.97		
		15	Animal or vegetable fats and oils and their cleavage products; prepared edible fats	7.31	3.19	-56.43		
		10	Cereals.	0.01	2.26	32318.76		
		33	Essential oils and resinoids; perfumery, cosmetic or toilet preparations.	2.12	2.06	-2.64		
		84	Nuclear reactors, boilers, machinery and mechanical appliances; parts thereof.	0.31	1.52	396.23		
		85	Electrical machinery and equipment and parts thereof; sound recorders and reproducers	0.23	1.20	430.06		
		44	Wood and articles of wood; wood charcoal.	0.00	0.92	20738.86		
		24	Tobacco and manufactured tobacco substitutes.	1.03	0.91	-11.49		
		63	Other made up textile articles; sets; worn clothing and worn textile articles; rags.	0.95	0.74	-21.83		
		73	Articles of iron or steel.	0.18	0.68	271.36		
		23	Residues and waste from the food industries; prepared animal fodder.	0.87	0.51	-40.97		
		04	Dairy produce; birds' eggs; natural honey; edible products of animal origin	0.46	0.43	-6.12		
		87	Vehicles other than railway or tramway rolling-stock, and parts and accessories thereof.	0.00	0.32	19956.39		
		48	Paper and paperboard; articles of paper pulp, of paper or of paperboard.	0.37	0.25	-33.29		
		12	Oil seeds and oleaginous fruits; miscellaneous grains, seeds and fruit	0.36	0.23	-35.72		
		39	Plastics and articles thereof.	0.22	0.11	-51.75		
	20	Preparations of vegetables, fruit, nuts or other parts of plants.	0.17	0.11	-37.27			

Table 7c: Intra-EAC Domestic Exports of the major twenty products, 2012 compared to 2011 (US\$, million)

Partner State	Country of Destination	Hs Level	Description of Goods	2011	2012	% change	
Uganda	Tanzania	4 digits					
		7210	Rolled iron or non-alloy steel, >=600mm wide, clad, plated or coated	1.71	8.04	370.14	
		2716	Electrical energy	7.52	5.82	-22.64	
		3401	Soap; organic surface-active products in bars, etc; paper with soap, etc	3.82	3.30	-13.58	
		2202	Waters (incl. Mineral and aerated), with added sugar...(incl. Sweetened)	0.08	3.16	3938.54	
		1005	Maize(corn)	0.01	2.25	32177.21	
		1516	Animal or vegetable fats and oils and fractions, hydrogenated, etc	5.43	2.19	-59.71	
		3304	Beauty, make-up, skin-care (incl. Suntan), manicure... Preparations	2.11	2.04	-3.15	
		8504	Electrical transformers, static converters and inductors	0.22	0.99	353.76	
		8429	Self-propelled bulldozers, angledozers, graders, levellers, etc	-	0.71	-	
		8474	Machinery for sorting..., agglomerating... Earth, stone, ores, etc	-	0.69	-	
		1512	Sunflower-seed, safflower or cotton-seed oil and their fractions	0.46	0.67	44.84	
		2401	Unmanufactured tobacco; tobacco refuse	0.98	0.66	-33.16	
		6305	Sacks and bags, used for packing goods	0.79	0.64	-19.26	
		7306	Other tubes, pipes and hollow profiles of iron or steel, welded, nes	0.08	0.63	741.51	
		4403	Wood in the rough or roughly squared	-	0.62	-	
		2304	Oil cake from soya bean oil	0.83	0.35	-57.51	
		1511	Palm oil and its fractions wheather or not refined not chemically modified	1.42	0.32	-77.27	
		8705	Special purpose motor vehicles (eg crane, fire-fighting, etc, vehicles)	-	0.32	-	
	0401	Milk and cream, not concentrated or sweetened	0.31	0.32	3.76		
	2201	Waters, (incl. Mineral waters and aerated waters); ice and snow	0.02	0.27	983.09		
	Rwanda	2 digits	15	Animal or vegetable fats and oils and their cleavage products; prepared edible fats	45.50	58.83	29.29
			25	Salt; sulphur; earths and stone; plastering materials, lime and cement.	41.41	53.62	29.48
			34	Soap, organic surface-active agents, washing preparations, lubricating preparations	13.33	16.22	21.73
			17	Sugars and sugar confectionery.	9.59	9.13	-4.74
			72	Iron and steel.	12.21	7.43	-39.18
			73	Articles of iron or steel.	5.86	5.02	-14.26
			48	Paper and paperboard; articles of paper pulp, of paper or of paperboard.	3.59	4.35	21.25
			32	Tanning or dyeing extracts; tannins and their derivatives; dyes	3.58	4.02	12.32
			22	Beverages, spirits and vinegar.	1.97	3.89	97.28
			39	Plastics and articles thereof.	3.16	3.48	10.20
			44	Wood and articles of wood; wood charcoal.	1.87	2.62	40.12
			19	Preparations of cereals, flour, starch or milk; pastrycooks' products.	2.16	2.57	18.98
			33	Essential oils and resinoids; perfumery, cosmetic or toilet preparations.	1.87	2.53	35.72
		10	Cereals.	0.00	1.89	72824.40	
		30	Pharmaceutical products.	0.53	1.68	216.04	
		20	Preparations of vegetables, fruit, nuts or other parts of plants.	0.84	1.08	29.49	
		76	Aluminium and articles thereof.	0.47	0.88	86.69	
		63	Other made up textile articles; sets; worn clothing and worn textile articles; rags.	0.57	0.76	32.83	
94		Furniture; bedding, mattresses, mattress supports, cushions and similar stuffed furnishings;	0.52	0.75	45.00		
64		Footwear, gaiters and the like; parts of such articles.	1.04	0.74	-28.76		
4 digits		2523	Portland cement, aluminous cement, persulphate cement, etc	41.28	53.48	29.56	
		1516	Animal or vegetable fats and oils and fractions, hydrogenated, etc	23.12	29.24	26.48	
		1511	Palm oil and its fractions wheather or not refined not chemically modified	21.84	25.86	18.40	
		3401	Soap; organic surface-active products in bars, etc; paper with soap, etc	11.71	13.73	17.23	
		1701	Cane or beet sugar and chemically pure sucrose, in solid form	9.39	9.00	-4.14	
		3208	Paints and varnishes based on polymers in a non-aqueous medium	3.39	3.62	6.77	
		1512	Sunflower-seed, safflower or cotton-seed oil and their fractions	0.54	3.57	559.92	
		7306	Other tubes, pipes and hollow profiles of iron or steel, welded, nes	3.60	3.34	-7.41	
		4819	Cartons, boxes, etc; box files, etc, of paper, paperboard, etc	2.18	3.18	46.00	
		7214	Iron/steel bars and rods, forged, etc (incl. Twisted), uncoiled	3.73	2.96	-20.48	
	2208	Undenatured ethyl alcohol of an alcoholic strength <80%; spirits, etc	1.73	2.68	54.74		
	3304	Beauty, make-up, skin-care (incl. Suntan), manicure... Preparations	1.67	2.53	51.67		
	3402	Non-soap surface-active agents; washing preparations in powder, liquid etc	1.44	2.40	66.01		
	1905	Bread, pastry, cakes, etc; communion wafers, rice paper, etc	2.16	2.39	10.69		
	4403	Wood in the rough or roughly squared	0.34	2.06	504.86		
	3917	Tubes, pipes and hoses, and fittings therefor, of plastics	1.91	1.92	0.73		
	1005	Maize(corn)	0.00	1.89	73553.74		
7216	Angles, shapes and sections of iron or non-alloy steel	2.30	1.66	-28.05			
7314	Cloth, grill, netting and fencing of iron/steel wire; expanded metal	1.72	1.42	-17.12			
7208	Hot-rolled iron or non-alloy steel, >=600mm wide	3.34	1.30	-60.96			

Table 7c: Intra-EAC Domestic Exports of the major twenty products, 2012 compared to 2011 (US\$, million)

Partner State	Country of Destination	Hs Level	Description of Goods	2011	2012	% change		
Uganda	Burundi	2 digits						
		72	Iron and steel.	7.38	8.38	13.48		
		15	Animal or vegetable fats and oils and their cleavage products; prepared edible fats	5.94	4.41	-25.83		
		25	Salt; sulphur; earths and stone; plastering materials, lime and cement.	4.07	3.89	-4.53		
		48	Paper and paperboard; articles of paper pulp, of paper or of paperboard.	3.39	3.44	1.30		
		24	Tobacco and manufactured tobacco substitutes.	1.87	2.53	35.56		
		39	Plastics and articles thereof.	1.49	2.18	45.78		
		73	Articles of iron or steel.	1.82	1.31	-28.04		
		01	Live animals.	0.86	1.03	19.28		
		32	Tanning or dyeing extracts; tannins and their derivatives; dyes	0.82	0.87	6.36		
		33	Essential oils and resinoids; perfumery, cosmetic or toilet preparations.	0.46	0.69	51.46		
		30	Pharmaceutical products.	0.62	0.69	11.32		
		63	Other made up textile articles; sets; worn clothing and worn textile articles; rags.	0.36	0.66	86.21		
		64	Footwear, gaiters and the like; parts of such articles.	0.46	0.47	1.87		
		20	Preparations of vegetables, fruit, nuts or other parts of plants.	0.28	0.40	42.08		
		22	Beverages, spirits and vinegar.	0.23	0.38	63.98		
		19	Preparations of cereals, flour, starch or milk; pastrycooks' products.	0.36	0.34	-4.15		
		84	Nuclear reactors, boilers, machinery and mechanical appliances; parts thereof.	0.41	0.29	-29.80		
		62	Articles of apparel and clothing accessories, not knitted or crocheted.	0.30	0.26	-10.84		
		44	Wood and articles of wood; wood charcoal.	1.12	0.23	-79.70		
		76	Aluminium and articles thereof.	0.19	0.22	15.49		
				4 digits				
				7210	Rolled iron or non-alloy steel, >=600mm wide, clad, plated or coated	5.46	6.53	19.66
				2523	Portland cement, aluminous cement, persulphate cement, etc	4.07	3.88	-4.68
				1516	Animal or vegetable fats and oils and fractions, hydrogenated, etc	4.07	3.23	-20.61
				4820	Registers, account books, etc; albums for samples, of paper, paperboard	3.10	2.95	-4.73
				2401	Unmanufactured tobacco; tobacco refuse	1.87	2.53	35.56
				3923	Articles for conveyance or packing of goods, of plastics	1.13	1.82	61.48
				1511	Palm oil and its fractions whether or not refined not chemically modified	1.82	1.07	-41.47
				3208	Paints and varnishes based on polymers in a non-aqueous medium	0.79	0.87	10.34
				7214	Iron/steel bars and rods, forged, etc (incl. Twisted), uncoiled	1.35	0.83	-38.46
				3304	Beauty, make-up, skin-care (incl. Suntan), manicure... Preparations	0.44	0.69	55.88
				7208	Hot-rolled iron or non-alloy steel, >=600mm wide	0.12	0.66	473.09
				6305	Sacks and bags, used for packing goods	0.28	0.61	120.08
		7306	Other tubes, pipes and hollow profiles of iron or steel, welded, nes	1.32	0.56	-57.86		
		102	Live bovine animals	0.72	0.51	-28.92		
		4819	Cartons, boxes, etc; box files, etc, of paper, paperboard, etc	0.23	0.44	88.19		
		2009	Fruit juices (incl. Grape must) and vegetable juices, unfermented	0.28	0.37	32.94		
		3003	Medicaments with >=2 constituents mixed together, not for retail sale	0.52	0.35	-32.82		
		7317	Nails, tacks, drawing pins etc. Of iron or steel	0.33	0.34	2.64		
		1905	Bread, pastry, cakes, etc; communion wafers, rice paper, etc	0.36	0.34	-3.85		
		3004	Medicaments of mixed or unmixed products, for retail sale	0.02	0.32	1767.58		
Kenya	Uganda	2 digits						
		25	Salt; sulphur; earths and stone; plastering materi	113.57	93.38	-17.78		
		22	Beverages, spirits and vinegar.	45.53	51.74	13.65		
		39	Plastics and articles thereof.	46.96	50.78	8.12		
		72	Iron and steel.	56.94	45.16	-20.70		
		27	Mineral fuels, mineral oils and products of their	79.29	42.76	-46.07		
		30	Pharmaceutical products.	25.46	25.75	1.16		
		48	Paper and paperboard; articles of paper pulp, of p	27.31	25.14	-7.97		
		17	Sugars and sugar confectionery.	20.47	22.65	10.66		
		34	Soap, organic surface-active agents, washing prepa	25.82	21.89	-15.23		
		15	Animal or vegetable fats and oils and their cleava	25.50	21.13	-17.14		
		87	Vehicles other than railway or tramway rolling-sto	26.15	20.78	-20.54		
		70	Glass and glassware.	20.08	20.44	1.82		
		84	Nuclear reactors, boilers, machinery and mechanica	17.99	15.45	-14.08		
		28	Inorganic chemicals; organic or inorganic compound	13.58	13.78	1.53		
		64	Footwear, gaiters and the like; parts of such arti	9.72	13.37	37.58		
		73	Articles of iron or steel.	15.82	13.28	-16.10		
		85	Electrical machinery and equipment and parts there	11.75	12.94	10.10		
24	Tobacco and manufactured tobacco substitutes.	13.36	12.93	-3.24				
21	Miscellaneous edible preparations.	8.30	11.47	38.18				
76	Aluminium and articles thereof.	12.95	11.37	-12.22				

Table 7c: Intra-EAC Domestic Exports of the major twenty products, 2012 compared to 2011 (US\$, million)

Partner State	Country of Destination	Hs Level	Description of Goods	2011	2012	% change	
Kenya	Uganda	4 digits					
		2523	Portland cement, aluminous cement, persulphate cem	86.49	62.89	-27.29	
		2710	Petroleum oils and oils obtained from bituminous m	73.33	37.78	-48.48	
		2501	Salt/pure sodium chloride whether or not cont ant-	20.57	25.10	22.02	
		3923	Articles for conveyance or packing of goods, of pl	22.68	23.30	2.70	
		7209	Cold-rolled iron or non-alloy steel, >=600mm wide	30.04	23.07	-23.19	
		1704	Sugar confectionery (incl. White chocolate), not c	17.96	21.51	19.75	
		2207	Ethyl alcohol, undenatured of >=80% alcohol, denat	16.61	21.05	26.78	
		3004	Medicaments of mixed or unmixed products, for reta	19.93	20.90	4.91	
		2203	Beer made from malt	24.36	20.67	-15.16	
		7010	Carboys, bottles, flasks... Ampoules, etc; stopper	19.10	19.76	3.45	
		7210	Rolled iron or non-alloy steel, >=600mm wide, clad	18.32	15.56	-15.04	
		4819	Cartons, boxes, etc; box files, etc, of paper, pap	17.02	15.31	-10.04	
		2402	Cigars, cigarillos, cigarettes, etc, of tobacco or	13.36	12.93	-3.24	
		8716	Trailers and semi-trailers; other vehicles, not ma	11.78	10.82	-8.20	
		3402	Non-soap surface-active agents; washing preparatio	11.16	10.82	-3.07	
		1517	Margarine; edible preparations of animal or vegeta	7.49	8.95	19.48	
		8309	Stoppers, caps and lids, capsules for bottles... O	10.11	8.85	-12.50	
		3105	Mineral or chemical fertilizers, nes; other ferti	9.97	8.08	-18.99	
	3401	Soap; organic surface-active products in bars, etc	10.59	7.30	-31.12		
	1107	Malt	5.88	6.58	11.82		
	Tanzania	2 digits	15	Animal or vegetable fats and oils and their cleava	69.50	66.96	-3.65
			34	Soap, organic surface-active agents, washing prepa	32.60	41.59	27.55
			30	Pharmaceutical products.	21.92	25.48	16.24
			72	Iron and steel.	34.10	24.01	-29.61
			17	Sugars and sugar confectionery.	16.43	20.69	25.88
			39	Plastics and articles thereof.	18.77	20.64	9.96
			76	Aluminium and articles thereof.	17.54	20.34	15.97
			84	Nuclear reactors, boilers, machinery and mechanica	12.10	20.27	67.57
			87	Vehicles other than railway or tramway rolling-sto	13.26	20.05	51.17
			25	Salt; sulphur; earths and stone; plastering materi	15.68	18.87	20.37
			85	Electrical machinery and equipment and parts there	11.61	18.46	59.07
			73	Articles of iron or steel.	14.69	15.24	3.75
			28	Inorganic chemicals; organic or inorganic compound	10.79	14.00	29.74
			48	Paper and paperboard; articles of paper pulp, of p	11.17	10.67	-4.48
			64	Footwear, gaiters and the like; parts of such arti	9.97	10.54	5.77
		33	Essential oils and resinoids; perfumery, cosmetic	6.10	8.65	41.74	
		63	Other made up textile articles; sets; worn clothin	11.62	8.45	-27.24	
		04	Dairy produce; birds' eggs; natural honey; edible	7.68	8.34	8.63	
94		Furniture; bedding, mattresses, mattress supports,	7.83	7.94	1.31		
83		Miscellaneous articles of base metal.	11.96	7.50	-37.24		
4 digits		1511	Palm oil and its fractions wheather or not refined	35.00	32.59	-6.91	
		3401	Soap; organic surface-active products in bars, etc	26.01	30.80	18.41	
		3004	Medicaments of mixed or unmixed products, for reta	20.73	24.25	16.99	
		1516	Animal or vegetable fats and oils and fractions, h	20.43	21.84	6.89	
		1704	Sugar confectionery (incl. White chocolate), not c	15.68	20.12	28.33	
		7615	Table, kitchen, household and sanitary articles...	15.56	18.20	16.98	
		7210	Rolled iron or non-alloy steel, >=600mm wide, clad	19.85	16.18	-18.52	
		3923	Articles for conveyance or packing of goods, of pl	11.40	13.93	22.27	
		8716	Trailers and semi-trailers; other vehicles, not ma	6.77	12.21	80.49	
		8507	Electric accumulators (incl. Separators therefor)	5.29	10.49	98.37	
	2523	Portland cement, aluminous cement, persulphate cem	8.34	10.23	22.69		
	1517	Margarine; edible preparations of animal or vegeta	12.22	9.68	-20.80		
	8471	Automatic data processing machines...; magnetic re	4.62	8.70	88.12		
	2501	Salt/pure sodium chloride whether or not cont ant-	7.15	7.79	9.01		
	3402	Non-soap surface-active agents; washing preparatio	3.48	7.62	118.94		
8309	Stoppers, caps and lids, capsules for bottles... O	11.05	6.82	-38.23			
8443	Printing machinery; machines for uses ancillary to	3.13	6.45	105.74			
8702	Public-transport type passenger motor vehicles	3.12	6.06	94.08			
6402	Other footwear with outer soles and uppers of rubb	6.68	5.81	-12.90			
4819	Cartons, boxes, etc; box files, etc, of paper, pap	4.96	5.61	13.05			

Table 7c: Intra-EAC Domestic Exports of the major twenty products, 2012 compared to 2011 (US\$, million)

Partner State	Country of Destination	Hs Level	Description of Goods	2011	2012	% change	
Kenya	Rwanda	2 digits					
		72	Iron and steel.	15.36	19.43	26.52	
		27	Mineral fuels, mineral oils and products of their	17.31	14.39	-16.86	
		15	Animal or vegetable fats and oils and their cleava	10.61	11.64	9.75	
		30	Pharmaceutical products.	5.88	11.25	91.38	
		39	Plastics and articles thereof.	9.12	10.02	9.79	
		84	Nuclear reactors, boilers, machinery and mechanica	4.34	8.31	91.57	
		48	Paper and paperboard; articles of paper pulp, of p	7.29	7.86	7.79	
		64	Footwear, gaiters and the like; parts of such arti	5.41	6.46	19.34	
		25	Salt; sulphur; earths and stone; plastering materi	3.77	6.11	62.07	
		85	Electrical machinery and equipment and parts there	6.26	5.92	-5.44	
		73	Articles of iron or steel.	5.38	5.55	3.15	
		49	Printed books, newspapers, pictures and other prod	6.10	5.47	-10.35	
		17	Sugars and sugar confectionery.	4.89	5.14	5.22	
		24	Tobacco and manufactured tobacco substitutes.	4.90	4.10	-16.18	
		22	Beverages, spirits and vinegar.	2.18	3.25	49.38	
		34	Soap, organic surface-active agents, washing prepa	2.43	3.19	31.53	
		94	Furniture; bedding, mattresses, mattress supports,	2.61	3.19	22.38	
		76	Aluminium and articles thereof.	2.05	2.54	23.69	
	32	Tanning or dyeing extracts; tannins and their deri	2.02	2.50	23.88		
	87	Vehicles other than railway or tramway rolling-sto	1.09	2.47	126.01		
		4 digits					
		2710	Petroleum oils and oils obtained from bituminous m	16.72	13.98	-16.38	
		7210	Rolled iron or non-alloy steel, >=600mm wide, clad	8.03	12.40	54.53	
		3004	Medicaments of mixed or unmixed products, for reta	5.28	9.88	87.10	
		1511	Palm oil and its fractions wheather or not refined	6.99	9.57	37.02	
		1704	Sugar confectionery (incl. White chocolate), not c	4.83	5.05	4.52	
		8471	Automatic data processing machines...; magnetic re	2.67	4.13	54.71	
		2402	Cigars, cigarillos, cigarettes, etc, of tobacco or	4.90	4.10	-16.18	
		4819	Cartons, boxes, etc; box files, etc, of paper, pap	4.27	3.91	-8.36	
		6402	Other footwear with outer soles and uppers of rubb	1.96	3.30	68.23	
		2501	Salt/pure sodium chloride whether or not cont ant-	2.14	3.09	44.25	
		4911	Other printed matter, including printed pictures a	0.88	2.92	232.30	
		3924	Tableware, kitchenware... And toilet articles, of	2.56	2.69	4.89	
		6401	Waterproof footwear...	2.44	2.47	0.96	
		2523	Portland cement, aluminous cement, persulphate cem	1.26	2.39	89.81	
		4901	Printed books, brochures, leaflets and similar pri	4.89	2.35	-51.98	
		7306	Other tubes, pipes and hollow profiles of iron or	2.11	2.35	10.99	
		2203	Beer made from malt	1.45	2.21	52.43	
		8544	Insulated wire, cable, etc; optical fibre cables	3.09	1.95	-36.82	
		7211	Rolled iron or non-alloy steel, <600mm wide, not c	0.42	1.87	350.64	
		7214	Iron/steel bars and rods, forged, etc (incl. Twist	1.96	1.85	-5.41	
		Burundi	2 digits				0.00
		72	Iron and steel.	16.24	14.06	-13.40	
		39	Plastics and articles thereof.	7.81	9.82	25.79	
		73	Articles of iron or steel.	7.74	7.37	-4.73	
		25	Salt; sulphur; earths and stone; plastering materi	2.46	2.64	7.12	
		32	Tanning or dyeing extracts; tannins and their deri	1.86	2.30	23.90	
		34	Soap, organic surface-active agents, washing prepa	1.77	2.12	20.09	
		17	Sugars and sugar confectionery.	1.92	2.09	8.90	
		30	Pharmaceutical products.	1.20	2.02	67.99	
		85	Electrical machinery and equipment and parts there	1.94	1.48	-23.97	
		48	Paper and paperboard; articles of paper pulp, of p	0.98	1.28	30.85	
		31	Fertilisers.	1.18	1.04	-12.25	
		96	Miscellaneous manufactured articles.	0.94	1.01	7.91	
		24	Tobacco and manufactured tobacco substitutes.	0.63	0.93	47.09	
		15	Animal or vegetable fats and oils and their cleava	2.30	0.83	-63.88	
		28	Inorganic chemicals; organic or inorganic compound	1.67	0.82	-51.11	
		87	Vehicles other than railway or tramway rolling-sto	0.50	0.81	60.64	
		84	Nuclear reactors, boilers, machinery and mechanica	0.37	0.76	109.18	
		27	Mineral fuels, mineral oils and products of their	2.29	0.71	-69.08	
		76	Aluminium and articles thereof.	0.19	0.71	272.07	
		33	Essential oils and resinoids; perfumery, cosmetic	0.62	0.68	8.12	

Table 7c: Intra-EAC Domestic Exports of the major twenty products, 2012 compared to 2011 (US\$, million)

Partner State	Country of Destination	Hs Level	Description of Goods	2011	2012	% change		
Kenya	Burundi	4 digits						
		7210	Rolled iron or non-alloy steel, >=600mm wide, clad	11.63	7.39	-36.43		
		3923	Articles for conveyance or packing of goods, of pl	5.04	7.15	41.79		
		7306	Other tubes, pipes and hollow profiles of iron or	5.50	5.66	3.05		
		7216	Angles, shapes and sections of iron or non-alloy s	2.36	3.20	35.45		
		2523	Portland cement, aluminous cement, persulphate cem	2.09	2.14	2.21		
		1704	Sugar confectionery (incl. White chocolate), not c	1.92	2.09	8.71		
		7208	Hot-rolled iron or non-alloy steel, >=600mm wide	1.24	1.89	51.90		
		3004	Medicaments of mixed or unmixed products, for reta	0.98	1.80	83.55		
		3401	Soap; organic surface-active products in bars, etc	0.94	1.43	53.27		
		3209	Paints and varnishes, in an aqueous medium	1.26	1.42	12.75		
		3105	Mineral or chemical fertilizers, nes; other fertil	0.66	1.03	57.01		
		2402	Cigars, cigarillos, cigarettes, etc, of tobacco or	0.63	0.93	47.09		
		9608	Ball-point, felt tipped...pens and pencils and art	0.86	0.91	6.68		
		7308	Iron/steel structures and parts thereof; plates, r	0.90	0.87	-3.26		
		7214	Iron/steel bars and rods, forged, etc (incl. Twist	0.24	0.66	171.24		
		3405	Polishes and creams, etc, for footwear, etc, exclu	0.58	0.62	7.22		
		8507	Electric accumulators (incl. Separators therefor)	0.15	0.58	299.45		
		8544	Insulated wire, cable, etc; optical fibre cables	1.07	0.57	-47.31		
1511	Palm oil and its fractions wheather or not refined	1.26	0.56	-55.44				
3926	Other articles of plastics, nes	0.26	0.56	110.97				
Rwanda	Kenya	2 digits						
		09	Coffee, tea, mate and spices	54.40	84.26	54.88		
		41	Raw hides and skins (other than furskins) and leather	3.16	0.66	-79.24		
		72	Iron and steel	0.31	0.33	7.00		
		84	Nuclear reactors, boilers, machinery and mechanical appliances; parts thereof	0.15	0.16	2.89		
		85	Electrical machinery and equipment and parts thereof; sound recorders and reproducers	0.04	0.12	246.36		
		23	Residues and waste from the food industries; prepared animal fodder	0.07	0.08	0.35		
		63	Other made up textile articles; sets; worn clothing and worn textile articles; rags	0.31	0.07	-76.09		
		11	Products of the milling industry; malt; starches; inulin; wheat gluten	-	0.02			
		96	Miscellaneous manufactured articles	0.00	0.02	523.40		
		90	Optical, photographic, cinematographic, measuring, checking, precision	-	0.02			
		48	Paper and paperboard; articles of paper pulp, of paper or of paperboard	0.00	0.01	569.50		
		64	Footwear, gaiters and the like; parts of such articles	-	0.01			
		87	Vehicles other than railway or tramway rolling stock, and parts and accessories thereof	0.04	0.01	-80.71		
		30	Pharmaceutical products	0.02	0.01	-60.38		
		29	Organic chemicals	-	0.01			
		97	Works of art, collectors' pieces and antiques	0.00	0.01	620132.00		
		25	Salt; sulphur; earths and stone; plastering materials, lime and cement	0.06	0.00	-93.74		
		33	Essential oils and resinoids; perfumery, cosmetic or toilet preparations	-	0.00			
		27	Mineral fuels, mineral oils and products of their distillation; bituminous substances	-	0.00			
		88	Aircraft, spacecraft, and parts thereof	-	0.00			
				4 digits				
				0902	Tea, whether or not flavoured.	52.72	72.60	37.71
				0901	Coffee, whether or not roasted or decaffeinated; coffee husks and skins; coffee substitu	1.68	11.66	593.22
				4101	Raw hides and skins of bovine (including buffalo) or equine animals (fresh, or salted, d	2.94	0.66	-77.67
				7214	Other bars and rods of iron or non-alloy steel, not further worked than forged, hot-roll	0.30	0.20	-33.86
				7208	Flat-rolled products of iron or non-alloy steel, of a width of 600 mm or more, hot-rolle	-	0.12	
				2302	Bran, sharps and other residues, whether or not in the form of pellets, derived from the	0.07	0.08	0.35
				6309	Worn clothing and other worn articles.	0.31	0.07	-76.66
				8517	Electrical apparatus for line telephony or line telegraphy, including line telephone set	0.00	0.07	57658.94
				8471	Automatic data processing machines and units thereof; magnetic or optical readers, machi	0.00	0.06	10888.88
				8474	Machinery for sorting, screening, separating, washing, crushing, grinding, mixing or kne	-	0.05	
				8541	Diodes, transistors and similar semiconductor devices; photosensitive semiconductor devi	-	0.03	
		8420	Calendering or other rolling machines, other than for metals or glass, and cylinders the	0.00	0.03	2180.62		
		8507	Electric accumulators, including separators therefor, whether or not rectangular (includ	0.03	0.02	-35.41		
		9605	Travel sets for personal toilet, sewing or shoe or clothes cleaning.	0.00	0.02	523.40		
		1106	Flour, meal and powder of the dried leguminous vegetables of heading 07.13, of sago or o	-	0.02			
		9019	Mechano-therapy appliances; massage apparatus; psychological aptitude-testing apparatus;	-	0.02			
		8473	Parts and accessories (other than covers, carrying cases and the like) suitable for use	-	0.01			
		4820	Registers, account books, note books, order books, receipt books, letter pads, memorandu	-	0.01			
		6402	Other footwear with outer soles and uppers of rubber or plastics.	-	0.01			
		8701	Tractors (other than tractors of heading 87.09).	-	0.01			

Table 7c: Intra-EAC Domestic Exports of the major twenty products, 2012 compared to 2011 (US\$, million)

Partner State	Country of Destination	Hs Level	Description of Goods	2011	2012	% change	
Rwanda	Tanzania	2 digits					
		26	Ores, slag and ash	-	122.99		
		09	Coffee, tea, mate and spices	0.00	29.13	960872.29	
		11	Products of the milling industry; malt; starches; inulin; wheat gluten	-	2.34		
		74	Copper and articles thereof	-	2.18		
		96	Miscellaneous manufactured articles	0.05	1.53	2918.81	
		41	Raw hides and skins (other than furskins) and leather	0.02	0.94	3812.00	
		72	Iron and steel	0.03	0.45	1190.34	
		73	Articles of iron or steel	0.29	0.39	33.18	
		10	Cereals	-	0.35		
		81	Other base metals; cermets; articles thereof	-	0.26		
		30	Pharmaceutical products	-	0.25		
		07	Edible vegetables and certain roots and tubers	0.21	0.17	-17.58	
		84	Nuclear reactors, boilers, machinery and mechanical appliances; parts thereof	0.05	0.16	203.27	
		63	Other made up textile articles; sets; worn clothing and worn textile articles; rags	0.08	0.11	30.31	
		90	Optical, photographic, cinematographic, measuring, checking, precision	-	0.10		
		85	Electrical machinery and equipment and parts thereof; sound recorders and reproducers	0.11	0.07	-33.96	
		44	Wood and articles of wood; wood charcoal	-	0.07		
	31	Fertilisers	0.19	0.07	-66.07		
	78	Lead and articles thereof	-	0.04			
	22	Beverages, spirits and vinegar	0.02	0.04	87.61		
			4 digits				
			2615	Niobium, tantalum, vanadium or zirconium ores and concentrates.	-	53.18	
			2609	Tin ores and concentrates.	-	46.14	
			901	Coffee, whether or not roasted or decaffeinated; coffee husks and skins; coffee substitu	0.00	29.13	960858.00
			2611	Tungsten ores and concentrates.	-	19.67	
			2610	Chromium ores and concentrates.	-	3.99	
			1103	Cereal groats, meal and pellets.	-	2.31	
			7404	Copper waste and scrap.	-	2.18	
			9605	Travel sets for personal toilet, sewing or shoe or clothes cleaning.	0.05	1.53	2938.83
			4103	Other raw hides and skins (fresh, or salted, dried, limed, pickled or otherwise preserve	-	0.92	
			1005	Maize (corn).	-	0.35	
			8103	Tantalum and articles thereof, including waste and scrap.	-	0.26	
			3004	Medicaments (excluding goods of heading 30.02, 30.05 or 30.06) consisting of mixed or un	-	0.25	
			7206	Iron and non-alloy steel in ingots or other primary forms (excluding iron of heading 72.	-	0.24	
			7204	Ferrous waste and scrap; remelting scrap ingots of iron or steel.	0.03	0.20	517.16
			7308	Structures (excluding prefabricated buildings of heading 94.06) and parts of structures	0.29	0.17	-41.37
			0701	Potatoes, fresh or chilled.	0.20	0.14	-28.82
		8430	Other moving, grading, levelling, scraping, excavating, tamping, compacting, extracting	0.00	0.12	4379.85	
		7326	Other articles of iron or steel.	-	0.12		
		6309	Worn clothing and other worn articles.	0.06	0.11	64.36	
		9031	Measuring or checking instruments, appliances and machines, not specified or included el	-	0.10		
	Uganda	2 digits					
		09	Coffee, tea, mate and spices	1.13	41.83	3610.47	
		41	Raw hides and skins (other than furskins) and leather	0.21	8.02	3644.79	
		07	Edible vegetables and certain roots and tubers	0.93	0.98	5.71	
		63	Other made up textile articles; sets; worn clothing and worn textile articles; rags	0.00	0.74	18333.38	
		72	Iron and steel	0.53	0.68	28.13	
		33	Essential oils and resinoids; perfumery, cosmetic or toilet preparations	0.38	0.50	31.98	
		87	Vehicles other than railway or tramway rolling stock, and parts and accessories thereof	0.06	0.27	334.59	
		84	Nuclear reactors, boilers, machinery and mechanical appliances; parts thereof	0.42	0.25	-40.32	
		85	Electrical machinery and equipment and parts thereof; sound recorders and reproducers	0.13	0.22	70.65	
		20	Preparations of vegetables, fruit, nuts or other parts of plants	0.03	0.21	561.51	
		11	Products of the milling industry; malt; starches; inulin; wheat gluten	0.00	0.20	32675.92	
		39	Plastics and articles thereof	0.04	0.15	276.69	
		23	Residues and waste from the food industries; prepared animal fodder	0.03	0.15	348.75	
		22	Beverages, spirits and vinegar	0.13	0.13	0.39	
		73	Articles of iron or steel	0.34	0.12	-63.70	
		82	Tools, implements, cutlery, spoons and forks, of base metal; parts thereof of base metal	0.07	0.10	38.15	
		30	Pharmaceutical products	0.04	0.09	96.15	
		94	Furniture; bedding, mattresses, mattress supports, cushions and similar stuffed furnishings	0.01	0.08	668.87	
		52	Cotton	0.02	0.07	244.80	
		08	Edible fruit and nuts; peel of citrus fruit or melons	0.02	0.06	176.99	

Table 7c: Intra-EAC Domestic Exports of the major twenty products, 2012 compared to 2011 (US\$, million)

Partner State	Country of Destination	Hs Level	Description of Goods	2011	2012	% change	
Rwanda	Uganda	4 digits					
		0901	Coffee, whether or not roasted or decaffeinated; coffee husks and skins; coffee substitu	1.11	27.09	2331.64	
		0902	Tea, whether or not flavoured.	0.01	14.73	113018.24	
		4101	Raw hides and skins of bovine (including buffalo) or equine animals (fresh, or salted, d	0.20	4.25	2024.93	
		4103	Other raw hides and skins (fresh, or salted, dried, limed, pickled or otherwise preserve	0.01	3.67	48833.45	
		708	Leguminous vegetables, shelled or unshelled, fresh or chilled.	0.72	0.88	23.01	
		6309	Worn clothing and other worn articles.	0.00	0.74	62358.89	
		7204	Ferrous waste and scrap; remelting scrap ingots of iron or steel.	0.41	0.49	18.99	
		3304	Beauty or make-up preparations and preparations for the care of the skin (other than med	0.30	0.41	39.42	
		2009	Fruit juices (including grape must) and vegetable juices, unfermented and not containing	0.03	0.21	549.64	
		1101	Wheat or meslin flour.	-	0.20		
		7214	Other bars and rods of iron or non-alloy steel, not further worked than forged, hot-roll	0.07	0.19	173.15	
		8529	Parts suitable for use solely or principally with the apparatus of headings 85.25 to 85.	-	0.17		
		2302	Bran, sharps and other residues, whether or not in the form of pellets, derived from the	0.03	0.15	387.42	
		3917	Tubes, pipes and hoses, and fittings therefor (for example, joints, elbows, flanges), of	0.00	0.13	4248448.33	
		2203	Beer made from malt.	0.12	0.12	0.90	
		4102	Raw skins of sheep or lambs (fresh, or salted, dried, limed, pickled or otherwise preser	-	0.11		
		8430	Other moving, grading, levelling, scraping, excavating, tamping, compacting, extracting	0.01	0.11	680.97	
		7326	Other articles of iron or steel.	0.01	0.10	581.91	
	8701	Tractors (other than tractors of heading 87.09).	-	0.09			
	8703	Motor cars and other motor vehicles principally designed for the transport of persons (o	0.04	0.09	119.19		
	Burundi	2 digits	10	Cereals	0.06	1.47	2491.46
			72	Iron and steel	0.34	1.32	285.95
			39	Plastics and articles thereof	0.23	1.18	405.16
			07	Edible vegetables and certain roots and tubers	1.28	0.97	-24.34
			22	Beverages, spirits and vinegar	0.83	0.97	15.90
			70	Ceramic products	0.10	0.73	598.45
			25	Salt; sulphur; earths and stone; plastering materials, lime and cement	0.24	0.54	120.15
			64	Footwear, gaiters and the like; parts of such articles	0.88	0.46	-47.81
			33	Essential oils and resinoids; perfumery, cosmetic or toilet preparations	0.26	0.40	53.52
			84	Nuclear reactors, boilers, machinery and mechanical appliances; parts thereof	0.06	0.22	294.55
			01	Live animals	0.16	0.18	14.00
			73	Articles of iron or steel	0.02	0.18	687.38
			94	Furniture; bedding, mattresses, mattress supports, cushions and similar stuffed furnishings	0.07	0.16	128.14
			11	Products of the milling industry; malt; starches; inulin; wheat gluten	0.17	0.09	-45.47
			76	Aluminium and articles thereof	0.02	0.08	303.93
			19	Preparations of cereals, flour, starch or milk; pastrycooks' products	0.00	0.08	4694.36
			04	Dairy produce; birds' eggs; natural honey; edible products of animal origin	0.06	0.07	15.94
			15	Animal or vegetable fats and oils and their cleavage products; prepared edible fats	0.00	0.06	1208.68
20			Preparations of vegetables, fruit, nuts or other parts of plants	0.07	0.06	-14.26	
32		Tanning or dyeing extracts; tannins and their derivatives; dyes	0.03	0.06	60.16		
4 digits		1005	Maize (corn).	0.06	1.46	2547.86	
		7214	Other bars and rods of iron or non-alloy steel, not further worked than forged, hot-roll	0.32	1.23	281.52	
		3923	Articles for the conveyance or packing of goods, of plastics; stoppers, lids, caps and o	0.01	0.98	14496.56	
		2203	Beer made from malt.	0.82	0.96	17.05	
		7010	Carboys, bottles, flasks, jars, pots, phials, ampoules and other containers, of glass, o	0.10	0.73	651.83	
		0713	Dried leguminous vegetables, shelled, whether or not skinned or split.	0.73	0.49	-32.84	
		6402	Other footwear with outer soles and uppers of rubber or plastics.	0.76	0.34	-55.42	
		2523	Portland cement, aluminous cement, slag cement, supersulphate cement and similar hydraul	0.22	0.32	43.10	
		0708	Leguminous vegetables, shelled or unshelled, fresh or chilled.	0.07	0.24	216.62	
		3305	Preparations for use on the hair.	0.14	0.23	62.34	
		0701	Potatoes, fresh or chilled.	0.30	0.22	-27.12	
		2517	Pebbles, gravel, broken or crushed stone, of a kind commonly used for concrete aggregate	0.02	0.22	1042.27	
		3925	Builders' ware of plastics, not elsewhere specified or included.	0.18	0.18	2.79	
		8431	Parts suitable for use solely or principally with the machinery of headings 84.25 to 84.	-	0.16		
		3304	Beauty or make-up preparations and preparations for the care of the skin (other than med	0.11	0.14	22.74	
		9403	Other furniture and parts thereof.	0.03	0.14	414.57	
		0102	Live bovine animals.	0.12	0.12	3.04	
		6404	Footwear with outer soles of rubber, plastics, leather or composition leather and uppers	0.12	0.11	-1.36	
		1107	Malt, whether or not roasted.	0.13	0.07	-44.12	
	7606	Aluminium plates, sheets and strip, of a thickness exceeding 0.2 mm.	0.02	0.07	260.15		

Table 7c: Intra-EAC Domestic Exports of the major twenty products, 2012 compared to 2011 (US\$, million)

Partner State	Country of Destination	Hs Level	Description of Goods	2011	2012	% change	
Burundi	Kenya	2 digits					
		09	Coffee, Tea, Mate And Spices	11.04	12.07	9.33	
		41	Raw Hides And Skins (Other Than Furskins) And Leather	3.50	3.29	-5.94	
		71	Natural/Cultured Pearls, Prec Stones & Metals, Coin Etc	0.21	0.00	-98.09	
		11	Prod Mill Indust; Malt; Starches; Inulin; Wheat Gluten	0.00	0.00	-100.00	
		4digits					
		0902	Tea	10.56	12.07	14.33	
		4103	Other Raw Hides And Skins, Fresh Or Preserved, Not Tanned, Nes	1.91	1.20	-37.38	
		4101	Raw Hides And Skins Of Bovine Or Equine Animals, Not Tanned	1.17	1.40	19.30	
		0901	Coffee; Coffee Husks And Skins; Coffee Substitutes Containing Coffee	0.48	0.00	-99.52	
	4102	Raw Skins Of Sheep Or Lambs, But Not Tanned	0.403	0.616	53.03		
	7108	Gold, Unwrought Or In Semi-Manufactured Forms, Or In Powder Form	0.214	0.000	-100.00		
	4105	Sheep Or Lamb Skin Leather, Without Wool On	0.011	0.000	-100.00		
	1109	Wheat Gluten	0.001	0.000	-100.00		
	Rwanda	2 digits	06	Live Tree & Other Plant; Bulb, Root; Cut Flowers Etc	0.06	0.00	-100.00
			07	Edible Vegetables And Certain Roots And Tubers	0.02	-	-100.00
			08	Edible Fruit And Nuts; Peel Of Citrus Fruit Or Melons	0.004	0.01	150.54
			09	Coffee, Tea, Mate And Spices	0.62	0.44	-29.77
			10	Cereals	0.21	0.00	-100.00
			11	Prod Mill Indust; Malt; Starches; Inulin; Wheat Gluten	0.01	0.00	-100.00
15			Animal/Veg Fats & Oils & Their Cleavage Products; Etc	0.01	0.06	900.13	
22			Beverages, Spirits And Vinegar	0.13	0.00	-96.83	
23			Residues & Waste From The Food Indust; Prepr Ani Fodder	0.01	0.00	-74.16	
24			Tobacco And Manufactured Tobacco Substitutes	0.06	0.09	49.45	
26			Ores, Slag And Ash	0.06	0.00	-100.00	
34			Soap, Organic Surface-Active Agents, Washing Prep, Etc	2.72	3.17	16.28	
41			Raw Hides And Skins (Other Than Furskins) And Leather	0.04	0.03	-26.73	
44			Wood And Articles Of Wood; Wood Charcoal	0.005	0.010	101.67	
52			Cotton	0.05	0.00	-100.00	
70			Glass And Glassware	0.13	0.00	-100.00	
72			Iron And Steel	0.37	0.02	-94.68	
73			Articles Of Iron Or Steel	0.15	0.04	-74.36	
84			Nuclear Reactors, Boilers, Mchy & Mech Appliance; Parts	0.03	0.00	-100.00	
94			Furniture; Bedding, Mattress, Matt Support, Cushion Etc	0.01	0.00	-100.00	
4digits		3401	Soap; Organic Surface-Active Products In Bars, Etc; Paper With Soap,Etc	2.72	3.17	16.62	
		0901	Coffee; Coffee Husks And Skins; Coffee Substitutes Containing Coffee	0.62	0.44	-29.77	
		1005	Maize(Corn)	0.20	0.00	-100.00	
		7214	Iron/Steel Bars And Rods, Forged, Etc (Incl. Twisted), Uncoiled	0.19	0.00	-100.00	
		7215	Other Bars And Rods Of Iron Or Non-Alloy Steel	0.17	0.00	-100.00	
		7010	Carboys, Bottles, Flasks... Ampoules, Etc; Stoppers, Lids..., Of Glass	0.13	0.00	-100.00	
		2203	Beer Made From Malt	0.12	0.00	-96.47	
		7308	Iron/Steel Structures And Parts Thereof; Plates, Rods... Therefor	0.08	0.02	-76.31	
		2402	Cigars, Cigarillos, Cigarettes, Etc, Of Tobacco Or Tobacco Substitutes	0.06	0.09	49.45	
		2617	Other Ores And Concentrates	0.06	0.00	-100.00	
7307	Tube Or Pipe Fittings Of Iron Or Steel	0.06	0.00	-100.00			
0602	Other Live Plants, Cuttings And Slips, Mushroom Spawn	0.06	0.00	-100.00			
5203	Cotton, Carded Or Combed	0.05	0.00	-100.00			
4101	Raw Hides And Skins Of Bovine Or Equine Animals, Not Tanned	0.04	0.03	-24.75			
8481	Taps, Cocks, Valves And Similar Appliances For Pipes, Boiler Shells...	0.03	0.00	-100.00			
0713	Dried Leguminous Vegetables, Shelled	0.02	0.00	-100.00			
2201	Waters, (Incl. Mineral Waters And Aerated Waters); Ice And Snow	0.01	0.00	-100.00			
2306	Oil-Cake And Other Solid Residues, Of Vegetable Fats	0.01	0.00	-74.16			
1007	Grain Sorghum	0.01	0.00	-100.00			
1109	Wheat Gluten	0.01	0.00	-100.00			

Table 7c: Intra-EAC Domestic Exports of the major twenty products, 2012 compared to 2011 (US\$, million)

Partner State	Country of Destination	Hs Level	Description of Goods	2011	2012	% change	
Burundi	Tanzania	2digits					
		08	Edible Fruit And Nuts; Peel Of Citrus Fruit Or Melons	0.0024	0.0714	2883.13	
		09	Coffee, Tea, Mate And Spices	0.0024	0.0009	-63.89	
		12	Oil Seed, Oleagi Fruits; Miscell Grain, Seed, Fruit Etc	0.0001	0.0004	236.02	
		24	Tobacco And Manufactured Tobacco Substitutes	0.04	0.00	-97.37	
		26	Ores, Slag And Ash	0.03	0.00	-96.15	
		34	Soap, Organic Surface-Active Agents, Washing Prep, Etc	0.04	0.00	-97.01	
		41	Raw Hides And Skins (Other Than Furskins) And Leather	0.11	0.00	-100.00	
		44	Wood And Articles Of Wood; Wood Charcoal	0.01	0.08	619.86	
		72	Iron And Steel	0.02	0.00	-86.66	
			4digits				
			0803	Bananas, Including Plantains, Fresh Or Dried	0.001	0.051	5759.00
			0804	Dates, Figs, Pineapples...Etc, Fresh Or Dried	0.002	0.020	1209.93
			0901	Coffee; Coffee Husks And Skins; Coffee Substitutes Containing Coffee	0.001	0.009	509.36
			0902	Tea	0.001	0.004	281.33
			1206	Sunflower Seeds	0.0001	0.0000	-100.00
			2402	Cigars, Cigarillos, Cigarettes, Etc, Of Tobacco Or Tobacco Substitutes	0.04	0.71	1767.26
			2611	Tungsten Ores And Concentrates	0.03	0.00	-100.00
			2617	Other Ores And Concentrates	0.001	0.000	-100.00
			3401	Soap; Organic Surface-Active Products In Bars, Etc; Paper With Soap,Etc	0.04	0.02	-54.82
			4103	Other Raw Hides And Skins, Fresh Or Preserved, Not Tanned, Nes	0.02	0.00	-100.00
			4104	Leather Of Bovine Or Equine Animals, Without Hair On	0.09	0.00	-100.00
			4407	Wood Sawn Or Chipped Lengthwise, Sliced Or Peeled, >6Mm Thick	0.003	0.039	1261.95
			4409	Wood, Continuously Shaped Along Any Of Its Edges Or Faces	0.001	0.001	-57.83
			4413	Densified Wood, In Blocks, Plates, Strips Or Profile Shapes	0.004	0.036	905.98
			4418	Builders' Joinery And Carpentry Of Wood	0.004	0.000	-100.00
			7215	Other Bars And Rods Of Iron Or Non-Alloy Steel	0.02	0.00	-100.00
		Uganda	2digits				
			09	Coffee, Tea, Mate And Spices	2.46	1.50	-39.09
			24	Tobacco And Manufactured Tobacco Substitutes	1.22	2.02	65.83
			41	Raw Hides And Skins (Other Than Furskins) And Leather	0.03	0.10	276.55
			70	Glass And Glassware	0.01	0.00	-100.00
	22		Beverages, Spirits And Vinegar	0.01	0.02	98.83	
	10		Cereals	0.01	0.00	-100.00	
	87		Vehicles O/T Railw/Tramw Roll-Stock, Pts & Accessories	0.01	0.00	-100.00	
	84		Nuclear Reactors, Boilers, Mchy & Mech Appliance; Parts	0.002	0.000	-100.00	
	05		Products Of Animal Origin, Nes Or Included.	0.001	0.000	-100.00	
			4digits				
			0901	Coffee; Coffee Husks And Skins; Coffee Substitutes Containing Coffee	2.46	1.50	-39.09
			2402	Cigars, Cigarillos, Cigarettes, Etc, Of Tobacco Or Tobacco Substitutes	1.22	2.02	65.83
			4101	Raw Hides And Skins Of Bovine Or Equine Animals, Not Tanned	0.03	0.00	-94.22
			7010	Carboys, Bottles, Flasks... Ampoules, Etc; Stoppers, Lids..., Of Glass	0.01	0.00	-100.00
			2203	Beer Made From Malt	0.01	0.02	93.45
			1005	Maize(Corn)	0.01	0.00	-100.00
			8703	Motor Cars And Other Motor Vehicles For The Transport Of Persons	0.01	0.00	-100.00
		8438	Machinery, Nes, For The Industrial Preparation Of Food Or Drink	0.002	0.000	-100.00	
		0511	Animal Products, Nes; Dead Of Chapters 1 And 3, Unfit For Human Consum.	0.001	0.000	-100.00	

Table 7c: Intra-EAC Domestic Exports of the major twenty products, 2012 compared to 2011 (US\$, million)

Partner State	Country of Destination	Hs Level	Description of Goods	2011	2012	% change		
Tanzania	Uganda	4 digits						
		1005	Maize(Corn)	0.00	14.94	3481439.86		
		4819	Cartons, Boxes, Etc; Box Files, Etc, Of Paper, Paperboard, Etc	2.07	3.91	0.00		
		7010	Carboys, Bottles, Flasks... Ampoules, Etc; Stoppers, Lids..., Of Glass	1.52	3.81	0.00		
		6304	Other Furnishing Articles, Nes (Excl. Of 94.04)	0.43	3.45	704.72		
		2711	Petroleum Gases And Other Gaseous Hydrocarbons	1.97	3.36	70.46		
		8504	Electrical Transformers, Static Converters And Inductors	0.89	3.14	253.75		
		2207	Ethyl Alcohol, Undenatured Of >=80% Alcohol, Denatured Spirits	1.82	3.11	70.91		
		2710	Petroleum Oils And Oils Obtained From Bituminous Minerals,Other Than Crude	1.44	2.47	71.64		
		1108	Starches And Inulin	-	2.46	-		
		5607	Twine, Cordage, Rope And Cables	1.54	2.00	30.10		
		6305	Sacks And Bags, Used For Packing Goods	1.13	1.72	52.46		
		1006	Rice	1.07	1.42	32.07		
		3923	Articles For Conveyance Or Packing Of Goods, Of Plastics	1.22	1.22	0.00		
		7210	Rolled Iron Or Non-Alloy Steel, >=600Mm Wide, Clad, Plated Or Coated	1.00	1.18	18.47		
		6109	T-Shirts, Singlets And Other Vests, Knitted Or Crocheted	0.71	0.92	30.43		
		2712	Petroleum Jelly; Paraffin Wax... And Other Mineral Waxes, Etc	0.24	0.91	284.72		
		1512	Sunflower-Seed, Safflower Or Cotton-Seed Oil And Their Fractions	0.41	0.82	99.05		
		6907	Unglazed Ceramic Flags, Paving, Hearth Or Wall Tiles; Mozaic Cubes, Etc	-	0.82	-		
		1213	Cereal Straw And Husks	0.41	0.80	94.71		
		3920	Other Plates..., Of Plastics, Not Reinforced, Etc	5.00	0.74	0.00		
		Burundi	Burundi	2 digits				
				25	Salt; Sulphur; Earth & Ston; Plastering Mat; Lime & Cem	7.38	16.77	127.31
				70	Glass And Glassware	7.28	7.22	-0.92
				39	Plastics And Articles Thereof	1.85	2.84	53.28
				11	Prod Mill Indust; Malt; Starches; Insulin; Wheat Gluten	1.51	2.62	73.16
				27	Mineral Fuels, Oils & Product Of Their Distillation; Etc	1.60	2.11	32.47
				48	Paper & Paperboard; Art Of Paper Pulp, Paper/Paperboard	0.33	1.55	378.31
				63	Other Made Up Textile Articles; Sets; Worn Clothing Etc	0.47	1.53	227.94
				94	Furniture; Bedding, Mattress, Matt Support, Cushion Etc	1.15	1.51	31.06
				72	Iron And Steel	1.47	1.46	-0.53
				12	Oil Seed, Oleagi Fruits; Miscell Grain, Seed, Fruit Etc	0.15	1.31	776.38
				22	Beverages, Spirits And Vinegar	0.04	1.24	2842.75
				10	Cereals	0.02	1.02	5412.53
				33	Essential Oils & Resinoids; Perf, Cosmetic/Toilet Prep	0.66	0.88	33.12
				34	Soap, Organic Surface-Active Agents, Washing Prep, Etc	1.16	0.78	-32.55
				84	Nuclear Reactors, Boilers, Mchy & Mech Appliance; Parts	1.21	0.74	-38.81
				19	Prep Of Cereal, Flour, Starch/Milk; Pastrycooks' Prod	0.30	0.62	108.37
				31	Fertilisers	0.61	0.43	-29.23
32	Tanning/Dyeing Extract; Tannins & Derivs; Pigm Etc			0.02	0.31	1773.99		
73	Articles Of Iron And Steel			0.27	0.20	-22.88		
15	Animal/Veg Fats & Oil & Their Cleavage Products; Etc			0.57	0.20	-64.11		
				4 digits				
				2501	Salt/Pure Sodium Chloride Whether Or Not Cont Ant-Caking Agents;Seawater	2.71	9.82	262.80
				7010	Carboys, Bottles, Flasks... Ampoules, Etc; Stoppers, Lids..., Of Glass	7.23	7.17	-0.75
				2523	Portland Cement, Aluminous Cement, Persulphate Cement, Etc	4.61	6.88	49.34
				3923	Articles For Conveyance Or Packing Of Goods, Of Plastics	0.63	2.37	275.82
				4820	Registers, Account Books, Etc; Albums For Samples, Of Paper, Paperboard	0.06	1.37	2102.85
				1101	Wheat Or Meslin Flour	1.51	1.33	-11.75
				9404	Mattress Supports; Articles Of Bedding, Sprung, Stuffed, Etc	0.97	1.33	36.81
				1207	Other Oil Seeds And Oleaginous Fruits	0.02	1.27	5009.65
				2712	Petroleum Jelly; Paraffin Wax... And Other Mineral Waxes, Etc	0.65	1.23	0.00
				7210	Rolled Iron Or Non-Alloy Steel, >=600Mm Wide, Clad, Plated Or Coated	1.25	1.20	-4.34
				1102	Cereal Flours, (Excl. Wheat Or Meslin)	0.00	1.16	45053.19
		1005	Maize(Corn)	-	0.81	0.00		
		3304	Beauty, Make-Up, Skin-Care (Incl. Suntan), Manicure... Preparations	0.62	0.80	28.53		
		2710	Petroleum Oils And Oils Obtained From Bituminous Minerals,Other Than Crude	0.57	0.78	37.48		
		3401	Soap; Organic Surface-Active Products In Bars, Etc; Paper With Soap,Etc	1.16	0.78	-33.02		
		6304	Other Furnishing Articles, Nes (Excl. Of 94.04)	0.14	0.77	0.00		
		2207	Ethyl Alcohol, Undenatured Of >=80% Alcohol, Denatured Spirits	0.04	0.70	1748.53		
		6305	Sacks And Bags, Used For Packing Goods	0.32	0.64	101.54		
		1905	Bread, Pastry, Cakes, Etc; Communion Wafers, Rice Paper, Etc	0.28	0.58	106.57		
		2202	Waters (Incl. Mineral And Aerated), With Added Sugar...(Incl. Sweetened)	0.00	0.49	17981.98		

Table 7c: Intra-EAC Domestic Exports of the major twenty products, 2012 compared to 2011 (US\$, million)

Partner State	Country of Destination	Hs Level	Description of Goods	2011	2012	% change		
Tanzania	Rwanda	2 digits						
		31	Fertilisers	0.68	9.63	1305.47		
		25	Salt; Sulphur; Earth & Ston; Plastering Mat; Lime & Cem	7.19	9.06	25.98		
		17	Sugars And Sugar Confectionery	4.74	8.15	71.93		
		39	Plastics And Articles Thereof	12.55	6.49	-48.27		
		72	Iron And Steel	4.58	5.87	27.99		
		27	Mineral Fuels, Oils & Product Of Their Distillation; Etc	5.03	5.08	0.89		
		10	Cereals	12.86	4.40	-65.84		
		70	Glass And Glassware	3.80	3.94	3.89		
		12	Oil Seed, Oleagi Fruits; Miscell Grain, Seed, Fruit Etc	1.84	3.78	104.94		
		85	Electrical Mchy Equip Parts Thereof; Sound Recorder Etc	0.40	2.27	465.13		
		63	Other Made Up Textile Articles; Sets; Worn Clothing Etc	3.21	2.06	-35.73		
		03	Fish & Crustacean, Mollusc & Other Aquatic Invertebrate	0.97	1.64	69.88		
		22	Beverages, Spirits And Vinegar	0.02	1.44	8900.67		
		33	Essential Oils & Resinoids; Perf, Cosmetic/Toilet Prep	0.81	1.44	76.93		
		48	Paper & Paperboard; Art Of Paper Pulp, Paper/Paperboard	0.71	1.39	94.71		
		07	Edible Vegetables And Certain Roots And Tubers	0.56	1.17	109.60		
		11	Prod Mill Indust; Malt; Starches; Insulin; Wheat Gluten	2.27	0.89	-60.78		
		24	Tobacco And Manufactured Tobacco Substitutes	-	0.81	-		
		19	Prep Of Cereal, Flour, Starch/Milk; Pastrycooks' Prod	0.37	0.52	40.69		
		26	Ores, Slag And Ash	0.37	0.35	-6.01		
				4 digits				
				3105	Mineral Or Chemical Fertilizers, Nes; Other Fertilizers; Goods =<10Kg	-	9.56	0.00
				2523	Portland Cement, Aluminous Cement, Persulphate Cement, Etc	6.96	9.04	29.76
				1701	Cane Or Beet Sugar And Chemically Pure Sucrose, In Solid Form	4.69	8.15	73.59
				3917	Tubes, Pipes And Hoses, And Fittings Therefor, Of Plastics	10.55	4.57	-56.71
				7214	Iron/Steel Bars And Rods, Forged, Etc (Incl. Twisted), Uncoiled	4.23	4.26	0.76
				7010	Carboys, Bottles, Flasks... Ampoules, Etc; Stoppers, Lids..., Of Glass	3.64	3.59	-1.33
				2712	Petroleum Jelly; Paraffin Wax... And Other Mineral Waxes, Etc	3.03	3.08	1.63
				1006	Rice	10.60	2.55	0.00
				6305	Sacks And Bags, Used For Packing Goods	0.78	2.04	161.57
				2711	Petroleum Gases And Other Gaseous Hydrocarbons	0.81	1.94	139.42
				1202	Ground-Nuts, Not Roasted Or Otherwise Cooked	0.86	1.93	123.79
		1211	Plants And Parts Of Plants, Of A Kind Used In Perfumery, Pharmacy...Etc	0.96	1.84	92.17		
		305	Fish, Salted, Dried...; Smoked Fish; Fish Meal Fit For Human Consumption	0.96	1.60	66.73		
		3924	Tableware, Kitchenware... And Toilet Articles, Of Plastics	0.91	1.51	66.49		
		7213	Iron/Steel Bars Androds, Hot-Rolled, In Irregularly Wound Coils	-	1.43	0.00		
		8502	Electric Generating Sets And Rotary Converters	0.07	1.34	1925.48		
		2202	Waters (Incl. Mineral And Aerated), With Added Sugar...(Incl. Sweetened)	0.00	1.31	44663.42		
		1001	Wheat And Meslin	0.44	1.11	152.53		
		3304	Beauty, Make-Up, Skin-Care (Incl. Suntan), Manicure... Preparations	0.56	0.93	0.00		

Source: Partner States' Revenue Authorities

Table 7d: Major Domestic Exports of EAC Countries 2011 (US\$ million)

Partner State	HS level	Description of Goods	FOB Values	
Uganda	2 digits			
	09	Coffee, Tea, Mate And Spices	548.00	
	85	Electrical Mchy Equip Parts Thereof; Sound Recorder Etc	144.94	
	03	Fish & Crustacean, Mollusc & Other Aquatic Invertebrate	135.55	
	27	Mineral Fuels, Oils & Product Of Their Distillation; Etc	124.06	
	15	Animal/Veg Fats & Oils & Their Cleavage Products; Etc	101.11	
	25	Salt; Sulphur; Earth & Ston; Plastering Mat; Lime & Cem	98.21	
	52	Cotton	86.90	
	17	Sugars And Sugar Confectionery	81.89	
	72	Iron And Steel	78.21	
	87	Vehicles O/T Railw/Tramw Roll-Stock, Pts & Accessories	63.59	
	24	Tobacco And Manufactured Tobacco Substitutes	55.22	
	06	Live Tree & Other Plant; Bulb, Root; Cut Flowers Etc	52.57	
	84	Nuclear Reactors, Boiliers, Mchy & Mech Appliance; Parts	51.88	
	18	Cocoa And Cocoa Preparations	44.89	
	73	Articles Of Iron Or Steel	40.55	
	10	Cereals	39.26	
	22	Beverages, Spirits And Vinegar	34.49	
	41	Raw Hides And Skins (Other Than Furskins) And Leather	33.07	
	34	Soap, Organic Surface-Active Agents, Washing Prep, Etc	31.67	
	07	Edible Vegetables And Certain Roots And Tubers	23.07	
		4 digits		
		0901	Coffee; Coffee Husks And Skins; Coffee Substitutes Containing Coffee	466.58
		2523	Portland Cement, Aluminous Cement, Persulphate Cement, Etc	91.56
		0304	Fish Fillets And Other Fish Meat, Fresh, Chilled Or Frozen	89.14
		5203	Cotton, Carded Or Combed	81.63
		0902	Tea	72.08
		0602	Other Live Plants, Cuttings And Slips, Mushroom Spawn	52.36
		1516	Animal Or Vegetable Fats And Oils And Fractions, Hydrogenated, Etc	48.47
		2401	Unmanufactured Tobacco; Tobacco Refuse	46.04
		1801	Cocoa Beans, Wholeor Broken, Raw Or Roasted	44.53
		1701	Cane Or Beet Sugar And Chemically Pure Sucrose, In Solid Form	28.95
		7214	Iron/Steel Bars And Rods, Forged, Etc (Incl. Twisted), Uncoiled	28.78
	1511	Palm Oil And Its Fractions	28.06	
	0305	Fish, Salted, Dried...; Smoked Fish; Fish Meal Fit For Human Consumption	26.90	
	7210	Rolled Iron Or Non-Alloy Steel, >=600Mm Wide, Clad, Plated Or Coated	25.99	
	3401	Soap; Organic Surface-Active Products In Bars, Etc; Paper With Soap,Etc	25.31	
	7306	Other Tubes, Pipes And Hollow Profiles Of Iron Or Steel, Welded, Nes	22.71	
	4106	Goat Or Kid Skin Leather, Without Hair On	17.95	
	1207	Other Oil Seeds And Oleaginous Fruits	17.90	
	8105	Cobalt Mattes And Other Products Of Cobalt Metallurgy; Cobalt	17.65	
	1005	Maize(Corn)	16.91	

Table 7d: Major Domestic Exports of EAC Countries 2011 (US\$ million)

Partner State	HS level	Description of Goods	FOB Values
Rwanda	2 digits		
	26	Ores, slag and ash	159.16
	09	Coffee, tea, mate and spices	129.38
	64	Footwear, gaiters and the like; parts of such articles	17.98
	11	Products of the milling industry; malt; starches; inulin; wheat gluten	8.42
	41	Raw hides and skins (other than furskins) and leather	7.47
	22	Beverages, spirits and vinegar	6.04
	01	Live animals	5.93
	13	Lac; gums, resins and other vegetable saps and extracts	4.51
	63	Other made up textile articles; sets; worn clothing and worn textile articles; rags	3.56
	68	Articles of stone, plaster, cement, asbestos, mica or similar materials	3.45
	07	Edible vegetables and certain roots and tubers	3.02
	87	Vehicles other than railway or tramway rolling stock, and parts and accessories thereof	3.01
	85	Electrical machinery and equipment and parts thereof; sound recorders and reproducers	2.18
	72	Iron and steel	1.68
	30	Pharmaceutical products	1.54
	39	Plastics and articles thereof	1.46
	33	Essential oils and resinoids; perfumery, cosmetic or toilet preparations	1.36
	73	Articles of iron or steel	1.23
84	Nuclear reactors, boilers, machinery and mechanical appliances; parts thereof	1.12	
25	Salt; sulphur; earths and stone; plastering materials, lime and cement	1.06	
	4 digits		
	2609	Tin ores and concentrates.	96.56
	0901	Coffee, whether or not roasted or decaffeinated; coffee husks and skins; coffee substitu	76.49
	0902	Tea, whether or not flavoured.	52.89
	2615	Niobium, tantalum, vanadium or zirconium ores and concentrates.	39.09
	6405	Other footwear.	16.84
	2610	Chromium ores and concentrates.	11.89
	2611	Tungsten ores and concentrates.	11.48
	4101	Raw hides and skins of bovine (including buffalo) or equine animals (fresh, or salted, d	6.94
	1101	Wheat or meslin flour.	6.77
	0102	Live bovine animals.	5.20
	1302	Vegetable saps and extracts; pectic substances, pectinates and pectates; agar-agar and o	4.51
	2203	Beer made from malt.	3.44
	6801	Setts, curbstones and flagstones, of natural stone (except slate).	3.42
	6309	Worn clothing and other worn articles.	3.33
	2202	Waters, including mineral waters and aerated waters, containing added sugar	2.33
	8710	Tanks and other armoured fighting vehicles, motorised, whether or not fitted with weapon	1.72
	3004	Medicaments (excluding goods of heading 30.02, 30.05 or 30.06)	1.52
	0708	Leguminous vegetables, shelled or unshelled, fresh or chilled.	1.25
	1103	Cereal groats, meal and pellets.	1.17
	7308	Structures (excluding prefabricated buildings of heading 94.06) and parts of structures	1.02

Table 7d: Major Domestic Exports of EAC Countries 2011 (US\$ million)

Partner State	HS level	Description of Goods	FOB Values	
Kenya	2 digits			
	09	Coffee, tea, maté and spices.	1,398.28	
	06	Live trees and other plants; bulbs, roots and the	501.04	
	07	Edible vegetables and certain roots and tubers.	242.18	
	24	Tobacco and manufactured tobacco substitutes.	209.80	
	25	Salt; sulphur; earths and stone; plastering materi	198.48	
	15	Animal or vegetable fats and oils and their cleava	191.52	
	72	Iron and steel.	178.41	
	28	Inorganic chemicals; organic or inorganic compound	170.25	
	39	Plastics and articles thereof.	156.17	
	61	Articles of apparel and clothing accessories, knit	151.33	
	34	Soap, organic surface-active agents, washing prepa	137.80	
	27	Mineral fuels, mineral oils and products of their	118.27	
	20	Preparations of vegetables, fruit, nuts or other p	117.52	
	62	Articles of apparel and clothing accessories, not	96.39	
	30	Pharmaceutical products.	82.75	
	41	Raw hides and skins (other than furskins) and leat	82.37	
	14	Vegetable plaiting materials; vegetable products n	78.07	
	17	Sugars and sugar confectionery.	74.98	
	73	Articles of iron or steel.	71.82	
	71	Natural or cultured pearls, precious or semi-preci	71.40	
		4 digits		
		0902	Tea	1,151.16
		0603	Cut flowers and flower buds for ornamental purpose	445.82
		0901	Coffee; coffee husks and skins; coffee substitutes	238.05
		0708	Leguminous vegetables, shelled or unshelled, fresh	149.53
		2836	Carbonates; peroxocarbonates; commercial ammonium	143.14
	2523	Portland cement, aluminous cement, persulphate cem	115.65	
	2710	Petroleum oils and oils obtained from bituminous m	107.96	
	1511	Palm oil and its fractions wheather or not refined	107.03	
	2402	Cigars, cigarillos, cigarettes, etc, of tobacco or	101.36	
	7210	Rolled iron or non-alloy steel, >=600mm wide, clad	94.27	
	3401	Soap; organic surface-active products in bars, etc	92.47	
	3923	Articles for conveyance or packing of goods, of pl	82.81	
	1404	Vegetable products not elsewhere specified or incl	78.06	
	3004	Medicaments of mixed or unmixed products, for reta	69.32	
	7108	Gold, unwrought or in semi-manufactured forms, or	67.81	
	1704	Sugar confectionery (incl. White chocolate), not c	58.67	
	2403	Other manufactured tobacco and substitutes; homoge	57.24	
	0709	Other vegetables, fresh or chilled	57.19	
	0602	Other live plants, cuttings and slips, mushroom sp	54.86	
	2008	Fruit, nuts and other parts of plants, otherwise p	52.08	

Table 7d: Major Domestic Exports of EAC Countries 2011 (US\$ million)

Partner State	HS level	Description of Goods	FOB Values	
Tanzania	2 digits			
	71	Natural/Cultured Pearls, Prec Stones & Metals, Coin Etc	1,787.65	
	26	Ores, Slag And Ash	1,027.45	
	09	Coffee, Tea, Mate And Spices	225.48	
	03	Fish & Crustacean, Mollusc & Other Aquatic Invertebrate	152.44	
	08	Edible Fruit And Nuts; Peel Of Citrus Fruit Or Melons	128.69	
	24	Tobacco And Manufactured Tobacco Substitutes	123.32	
	12	Oil Seed, Oleagi Fruits; Miscell Grain, Seed, Fruit Etc	103.49	
	63	Other Made Up Textile Articles; Sets; Worn Clothing Etc	79.54	
	07	Edible Vegetables And Certain Roots And Tubers	74.27	
	84	Nuclear Reactors, Boilers, Mchy & Mech Appliance; Parts	74.23	
	52	Cotton	69.80	
	39	Plastics And Articles Thereof	68.85	
	85	Electrical Mchy Equip Parts Thereof; Sound Recorder Etc	61.47	
	15	Animal/Veg Fats & Oil & Their Cleavage Products; Etc	55.55	
	25	Salt; Sulphur; Earth & Ston; Plastering Mat; Lime & Cem	49.28	
	11	Prod Mill Indust; Malt; Starches; Insulin; Wheat Gluten	45.61	
	72	Iron And Steel	37.15	
	48	Paper & Paperboard; Art Of Paper Pulp, Paper/Paperboard	35.40	
	06	Live Tree & Other Plant; Bulb, Root; Cut Flowers Etc	34.85	
	27	Mineral Fuels, Oils & Product Of Their Distillation; Etc	33.98	
		4 digits		
		7108	Gold, Unwrought Or In Semi-Manufactured Forms, Or In Powder Form	1,741.54
		2616	Precious Metal Ores And Concentrates	541.00
		2602	Manganese Ores And Concentrates	477.66
		0901	Coffee; Coffee Husks And Skins; Coffee Substitutes Containing Coffee	146.64
		0304	Fish Fillets And Other Fish Meat, Fresh, Chilled Or Frozen	134.65
		0801	Coconuts, Brazil Nuts And Cashew Nuts, Fresh Or Dried	125.37
		2401	Unmanufactured Tobacco; Tobacco Refuse	106.59
		1207	Other Oil Seeds And Oleaginous Fruits	76.90
	0713	Dried Leguminous Vegetables, Shelled	67.26	
	6304	Other Furnishing Articles, Nes (Excl. Of 94.04)	65.89	
	5201	Cotton,Not Carded Or Combed	53.60	
	0902	Tea	46.94	
	1101	Wheat Or Meslin Flour	40.07	
	7103	Precious Stones (Excl. Diamonds) And Semi-Precious Stones, Not Set...	35.02	
	0907	Cloves	31.42	
	8516	Electric Water And Space Heaters, Hair-Dressing Apparatus, Irons, Etc	29.48	
	3924	Tableware, Kitchenware... And Toilet Articles, Of Plastics	29.37	
	4804	Uncoated Kraft Paper And Paperboard, In Rolls Or Sheets (Excl. 48.02+03)	27.22	
	1511	Palm Oil And Its Fractions Wheather Or Not Refined Not Chemically Modified	26.73	
	8431	Parts Suitable For Use With The Machinery Of 84.25 To 84.30	23.83	

Table 7d: Major Domestic Exports of EAC Countries 2011 (US\$ million)

Partner State	HS level	Description of Goods	FOB Values	
Burundi	2 digits			
	09	Coffee, Tea, Mate And Spices	90.35	
	71	Natural/Cultured Pearls, Prec Stones & Metals, Coin Etc	40.28	
	26	Ores, Slag And Ash	10.78	
	41	Raw Hides And Skins (Other Than Furskins) And Leather	6.11	
	34	Soap, Organic Surface-Active Agents, Washing Prep, Etc	4.21	
	22	Beverages, Spirits And Vinegar	2.08	
	24	Tobacco And Manufactured Tobacco Substitutes	1.34	
	72	Iron And Steel	0.56	
	70	Glass And Glassware	0.43	
	52	Cotton	0.39	
	48	Paper & Paperboard; Art Of Paper Pulp, Paper/Paperboard	0.26	
	10	Cereals	0.21	
	73	Articles Of Iron Or Steel	0.15	
	07	Edible Vegetables And Certain Roots And Tubers	0.10	
	06	Live Tree & Other Plant; Bulb, Root; Cut Flowers Etc	0.09	
	08	Edible Fruit And Nuts; Peel Of Citrus Fruit Or Melons	0.08	
	15	Animal/Veg Fats & Oils & Their Cleavage Products; Etc	0.06	
	28	Inorgn Chem; Compsd Of Prec Met, Radioact Elements Etc	0.05	
	12	Oil Seed, Oleagi Fruits; Miscell Grain, Seed, Fruit Etc	0.05	
	94	Furniture; Bedding, Mattress, Matt Support, Cushion Etc	0.03	
		4 digits		
		0901	Coffee; Coffee Husks And Skins; Coffee Substitutes Containing Coffee	77.32
		7108	Gold, Unwrought Or In Semi-Manufactured Forms, Or In Powder Form	40.12
		0902	Tea	13.02
		2617	Other Ores And Concentrates	6.04
		2611	Tungsten Ores And Concentrates	4.74
		3401	Soap; Organic Surface-Active Products In Bars, Etc; Paper With Soap,Etc	3.99
		2203	Beer Made From Malt	2.08
		4101	Raw Hides And Skins Of Bovine Or Equine Animals, Not Tanned	1.62
		2402	Cigars, Cigarillos, Cigarettes, Etc, Of Tobacco Or Tobacco Substitutes	1.34
		4104	Leather Of Bovine Or Equine Animals, Without Hair On	0.66
		7010	Carboys, Bottles, Flasks... Ampoules, Etc; Stoppers, Lids..., Of Glass	0.43
	4102	Raw Skins Of Sheep Or Lambs, But Not Tanned	0.42	
	5203	Cotton, Carded Or Combed	0.39	
	7214	Iron/Steel Bars And Rods, Forged, Etc (Incl. Twisted), Uncoiled	0.32	
	4813	Cigarette Paper	0.26	
	7215	Other Bars And Rods Of Iron Or Non-Alloy Steel	0.23	
	3402	Non-Soap Surface-Active Agents; Washing Preparations, Nes	0.22	
	1005	Maize(Corn)	0.21	
	7117	Imitation Jewellery	0.16	
	4103	Other Raw Hides And Skins, Fresh Or Preserved, Not Tanned, Nes	0.16	

Source: Partner States' Revenue Authorities

Table 7e: Major Domestic Exports of EAC Countries 2012 (US\$ million)

Partner State	HS level	Description of Goods	FOB Values	
Uganda	2 digits			
	09	Coffee, tea, maté and spices.	452.61	
	03	Fish and crustaceans, molluscs and other aquatic invertebrates.	123.33	
	25	Salt; sulphur; earths and stone; plastering materials, lime and cement.	107.79	
	15	Animal or vegetable fats and oils and their cleavage products; prepared	84.29	
	72	Iron and steel.	78.38	
	52	Cotton.	75.05	
	24	Tobacco and manufactured tobacco substitutes.	68.61	
	06	Live trees and other plants; bulbs, roots and the like; cut flowers and orn	52.57	
	17	Sugars and sugar confectionery.	42.69	
	41	Raw hides and skins (other than furskins) and leather.	41.63	
	18	Cocoa and cocoa preparations.	38.44	
	34	Soap, organic surface-active agents, washing preparations, lubricating p	37.31	
	73	Articles of iron or steel.	34.13	
	22	Beverages, spirits and vinegar.	32.00	
	10	Cereals.	27.17	
	11	Products of the milling industry; malt; starches; inulin; wheat gluten.	21.62	
	23	Residues and waste from the food industries; prepared animal fodder.	20.08	
	04	Dairy produce; birds' eggs; natural honey; edible products of animal orig	19.31	
	07	Edible vegetables and certain roots and tubers.	18.25	
	27	Mineral fuels, mineral oils and products of their distillation; bituminous	17.30	
		4 digits		
		0901	Coffee; coffee husks and skins; coffee substitutes containing coffee	371.42
		2523	Portland cement, aluminous cement, persulphate cement, etc	103.38
		0304	Fish fillets and other fish meat, fresh, chilled or frozen	99.66
		0902	Tea	73.81
		5203	Cotton, carded or combed	67.70
		2401	Unmanufactured tobacco; tobacco refuse	57.71
		0602	Other live plants, cuttings and slips, mushroom spawn	52.36
		1516	Animal or vegetable fats and oils and fractions, hydrogenated, etc	43.98
	1701	Cane or beet sugar and chemically pure sucrose, in solid form	41.49	
	1801	Cocoa beans	38.42	
	7210	Rolled iron or non-alloy steel, >=600mm wide, clad, plated or coated	36.06	
	3401	Soap; organic surface-active products in bars, etc; paper with soap,etc	32.03	
	7214	Iron/steel bars and rods, forged, etc (incl. Twisted), uncoiled	31.59	
	1511	Palm oil and its fractions wheather or not refined not chemically modifi	31.25	
	1005	Maize(corn)	25.11	
	4106	Goat or kid skin leather, without hair on	23.69	
	7306	Other tubes, pipes and hollow profiles of iron or steel, welded, nes	22.62	
	4104	Leather of bovine or equine animals, without hair on	17.37	
	2202	Waters (incl. Mineral and aerated), with added sugar...(incl. Sweetened)	16.92	
	2716	Electrical energy	16.41	

Table 7e: Major Domestic Exports of EAC Countries 2012 (US\$ million)

Partner State	HS level	Description of Goods	FOB Values	
Kenya	2 digits			
	09	Coffee, tea, maté and spices.	1,474.83	
	06	Live trees and other plants; bulbs, roots and the	506.11	
	07	Edible vegetables and certain roots and tubers.	248.45	
	24	Tobacco and manufactured tobacco substitutes.	196.14	
	25	Salt; sulphur; earths and stone; plastering materi	183.60	
	15	Animal or vegetable fats and oils and their cleava	181.47	
	39	Plastics and articles thereof.	174.37	
	71	Natural or cultured pearls, precious or semi-preci	170.36	
	72	Iron and steel.	152.54	
	28	Inorganic chemicals; organic or inorganic compound	148.73	
	34	Soap, organic surface-active agents, washing prepa	140.88	
	61	Articles of apparel and clothing accessories, knit	124.86	
	62	Articles of apparel and clothing accessories, not	116.92	
	20	Preparations of vegetables, fruit, nuts or other p	109.16	
	30	Pharmaceutical products.	101.41	
	84	Nuclear reactors, boilers, machinery and mechanica	89.59	
	41	Raw hides and skins (other than furskins) and leat	89.01	
	22	Beverages, spirits and vinegar.	85.04	
	85	Electrical machinery and equipment and parts there	84.31	
	08	Edible fruit and nuts; peel of citrus fruit or mel	81.26	
		4 digits		
		0902	Tea	1,197.50
		0603	Cut flowers and flower buds for ornamental purpose	451.25
		0901	Coffee; coffee husks and skins; coffee substitutes	266.42
		7108	Gold, unwrought or in semi-manufactured forms, or	166.49
		0708	Leguminous vegetables, shelled or unshelled, fresh	145.56
		2836	Carbonates; peroxocarbonates; commercial ammonium	117.83
		2402	Cigars, cigarillos, cigarettes, etc, of tobacco or	117.23
	1511	Palm oil and its fractions wheather or not refined	101.91	
	2523	Portland cement, aluminous cement, persulphate cem	99.90	
	3401	Soap; organic surface-active products in bars, etc	93.33	
	3923	Articles for conveyance or packing of goods, of pl	93.31	
	7210	Rolled iron or non-alloy steel, >=600mm wide, clad	87.27	
	3004	Medicaments of mixed or unmixed products, for reta	85.69	
	2710	Petroleum oils and oils obtained from bituminous m	70.58	
	1704	Sugar confectionery (incl. White chocolate), not c	68.68	
	1404	Vegetable products not elsewhere specified or incl	63.59	
	6204	Women's or girls' suits, ensembles, jackets, dress	56.73	
	0602	Other live plants, cuttings and slips, mushroom sp	54.28	
	0709	Other vegetables, fresh or chilled	48.69	
	2008	Fruit, nuts and other parts of plants, otherwise p	44.63	

Table 7e: Major Domestic Exports of EAC Countries 2012 (US\$ million)

Partner State	HS level	Description of Goods	FOB Values	
Rwanda	2 digits			
	09	Coffee, tea, mate and spices	158.34	
	26	Ores, slag and ash	136.05	
	11	Products of the milling industry; malt; starches; inulin; wheat gluten	22.80	
	87	Vehicles other than railway or tramway rolling?	18.29	
	22	Beverages, spirits and vinegar	12.64	
	41	Raw hides and skins (other than furskins) and leather	11.90	
	01	Live animals	8.21	
	72	Iron and steel	5.19	
	13	Lac; gums, resins and other vegetable saps and extracts	4.71	
	07	Edible vegetables and certain roots and tubers	3.26	
	12	Oil seeds and oleaginous fruits; miscellaneous grains, seeds and fruit;	3.19	
	25	Salt; sulphur; earths and stone; plastering materials, lime and cement	3.16	
	39	Plastics and articles thereof	2.59	
	19	Preparations of cereals, flour, starch or milk; pastrycooks' products	2.56	
	96	Miscellaneous manufactured articles	2.35	
	74	Copper and articles thereof	2.30	
	10	Cereals	2.15	
	33	Essential oils and resinoids; perfumery, cosmetic or toilet preparations	1.67	
	84	Nuclear reactors, boilers, machinery and mechanical appliances	1.50	
	85	Electrical machinery and equipment and parts thereof; sound recorders and reproducers	1.31	
		4 digits		
		0902	Tea, whether or not flavoured.	87.34
		0901	Coffee, whether or not roasted or decaffeinated; coffee husks and skins; coffee substitu	70.99
		2615	Niobium, tantalum, vanadium or zirconium ores and concentrates.	56.89
		2609	Tin ores and concentrates.	52.88
		2611	Tungsten ores and concentrates.	21.46
		8703	Motor cars and other motor vehicles principally designed for the transport of persons (o	16.27
		1101	Wheat or meslin flour.	15.19
	2203	Beer made from malt.	8.96	
	0102	Live bovine animals.	7.45	
	4101	Raw hides and skins of bovine (including buffalo) or equine animals (fresh, or salted, d	7.18	
	1102	Cereal flours other than of wheat or meslin.	5.01	
	2610	Chromium ores and concentrates.	4.78	
	1302	Vegetable saps and extracts; pectic substances, pectinates and pectates; agar-agar and o	4.71	
	4103	Other raw hides and skins (fresh, or salted, dried, limed, pickled or otherwise preserve	4.60	
	2202	Waters, including mineral waters and aerated waters, containing added sugar or other swe	3.40	
	1211	Plants and parts of plants (including seeds and fruits), of a kind used primarily in per	3.11	
	7214	Other bars and rods of iron or non-alloy steel, not further worked than forged, hot-roll	2.62	
	2523	Portland cement, aluminous cement, slag cement, supersulphate cement and similar hydraul	2.54	
	1103	Cereal groats, meal and pellets.	2.43	
	9605	Travel sets for personal toilet, sewing or shoe or clothes cleaning.	2.35	

Table 7e: Major Domestic Exports of EAC Countries 2012 (US\$ million)

Partner State	HS level	Description of Goods	FOB Values	
Burundi	2 digits			
	09	Coffee, Tea, Mate And Spices	95.4	
	22	Beverages, Spirits And Vinegar	2.7	
	24	Tobacco And Manufactured Tobacco Substitutes	2.7	
	25	Salt; sulphur; earths and stone; plastering materials, lime and cement.	0.0	
	26	Ores, Slag And Ash	17.4	
	70	Glass and glassware.	0.6	
	84	Nuclear Reactors, Boilers, Mchy & Mech Appliance; Parts	0.1	
	01	Live animals.	0.0	
	07	Edible Vegetables And Certain Roots And Tubers	0.1	
	08	Edible Fruit And Nuts; Peel Of Citrus Fruit Or Melons	0.1	
	12	Oil Seed, Oleagi Fruits; Miscell Grain, Seed, Fruit Etc	0.1	
	15	Animal/Veg Fats & Oil & Their Cleavage Products; Etc	0.1	
	34	Soap, Organic Surface-Active Agents, Washing Prep, Etc	6.7	
	41	Raw Hides And Skins (Other Than Furskins) And Leather	6.6	
	44	Wood And Articles Of Wood; Wood Charcoal	0.1	
	03	Fish & Crustacean, Mollusc & Other Aquatic Invertebrate	0.1	
	06	Live Tree & Other Plant; Bulb, Root; Cut Flowers Etc	0.0	
	4 digits			
	1211	Plants and parts of plants, of a kind used in perfumery, pharmacy...etc	0.1	
	1511	Palm oil and its fractions wheather or not refined not chemically modified	0.1	
	2203	Beer Made From Malt	2.7	
	2402	Cigars, Cigarillos, Cigarettes, Etc, Of Tobacco Or Tobacco Substitutes	2.7	
	2611	Tungsten Ores And Concentrates	0.2	
	2616	Precious Metal Ores And Concentrates	0.3	
	2617	Other Ores And Concentrates	16.9	
	3401	Soap; Organic Surface-Active Products In Bars, Etc; Paper With Soap,Etc	6.7	
	4102	Raw skins of sheep or lambs, but not tanned	0.6	
	4103	Other Raw Hides And Skins, Fresh Or Preserved, Not Tanned, Nes	1.8	
	4104	Sheep or lamb skin leather, without wool on	0.6	
	4112	Leather further prepared after tanning or crusting, including parchment-dressed leather, of sh	1.0	
	8438	Machinery, nes, for the industrial preparation of food or drink	0.1	
	0301	Live Fish	0.1	
0901	coffee	70.0		
0902	tea	25.4		
7010	Carboys, bottles, flasks... Ampoules, etc; stoppers, lids..., of glass	0.6		
0709	Other vegetables, fresh or chilled	0.1		
0803	Bananas	0.1		
4101	Raw Hides And Skins Of Bovine Or Equine Animals, Not Tanned	2.7		

Table 7e: Major Domestic Exports of EAC Countries 2012 (US\$ million)

Partner State	HS level	Description of Goods	FOB Values	
Tanzania	2 digits			
	71	Natural/Cultured Pearls, Prec Stones & Metals, Coin Etc	1,911.25	
	26	Ores, Slag And Ash	832.83	
	09	Coffee, Tea, Mate And Spices	281.84	
	24	Tobacco And Manufactured Tobacco Substitutes	223.12	
	08	Edible Fruit And Nuts; Peel Of Citrus Fruit Or Melons	189.83	
	52	Cotton	171.25	
	03	Fish & Crustacean, Mollusc & Other Aquatic Invertebrate	166.00	
	12	Oil Seed, Oleagi Fruits; Miscell Grain, Seed, Fruit Etc	157.08	
	07	Edible Vegetables And Certain Roots And Tubers	133.58	
	84	Nuclear Reactors, Boilers, Mchy & Mech Appliance; Parts	120.21	
	25	Salt; Sulphur; Earth & Ston; Plastering Mat; Lime & Cem	82.18	
	63	Other Made Up Textile Articles; Sets; Worn Clothing Etc	77.25	
	23	Residues & Waste From The Food Indust; Prepr Ani Fodder	75.37	
	06	Live Tree & Other Plant; Bulb, Root; Cut Flowers Etc	70.89	
	11	Prod Mill Indust; Malt; Starches; Insulin; Wheat Gluten	68.23	
	27	Mineral Fuels, Oils & Product Of Their Distillation; Etc	63.03	
	10	Cereals	57.50	
	70	Glass And Glassware	52.04	
	15	Animal/Veg Fats & Oil & Their Cleavage Products; Etc	51.83	
	39	Plastics And Articles Thereof	42.83	
		4 digits		
		7108	Gold, Unwrought Or In Semi-Manufactured Forms, Or In Powder Form	1,863.33
		2616	Precious Metal Ores And Concentrates	421.32
		2603	Copper Ores And Concentrates	324.34
		2401	Unmanufactured Tobacco; Tobacco Refuse	188.45
		0901	Coffee; Coffee Husks And Skins; Coffee Substitutes Containing Coffee	187.69
		0801	Coconuts, Brazil Nuts And Cashew Nuts, Fresh Or Dried	163.09
		0304	Fish Fillets And Other Fish Meat, Fresh, Chilled Or Frozen	142.54
		5201	Cotton,Not Carded Or Combed	126.39
		0713	Dried Leguminous Vegetables, Shelled	101.01
		1207	Other Oil Seeds And Oleaginous Fruits	94.48
		2602	Manganese Ores And Concentrates	83.53
	8431	Parts Suitable For Use With The Machinery Of 84.25 To 84.30	61.88	
	2306	Oil-Cake And Other Solid Residues, Of Vegetable Fats	59.15	
	0902	Tea	56.00	
	6304	Other Furnishing Articles, Nes (Excl. Of 94.04)	55.57	
	1101	Wheat Or Meslin Flour	42.19	
	7103	Precious Stones (Excl. Diamonds) And Semi-Precious Stones, Not Set...	40.65	
	1005	Maize(Corn)	38.51	
	0907	Cloves	37.36	
	602	Other Live Plants, Cuttings And Slips, Mushroom Spawn	37.15	

Source: Partner States' Revenue Authorities

Table 7f: Twenty Major EAC Domestic Exports for 2012 compared to 2011 (US\$ million)

Partner State	HS level	Description of Goods	2011	2012	% Change	
Uganda	2 digits					
	09	Coffee, tea, maté and spices.	547.71	452.61	-17.36	
	03	Fish and crustaceans, molluscs and other aquatic invertebrates.	135.27	123.33	-8.83	
	25	Salt; sulphur; earths and stone; plastering materials, lime and cement.	94.74	107.79	13.77	
	15	Animal or vegetable fats and oils and their cleavage products; prepared edible fats	79.74	84.29	5.70	
	72	Iron and steel.	69.41	78.38	12.93	
	52	Cotton.	86.02	75.05	-12.75	
	24	Tobacco and manufactured tobacco substitutes.	54.64	68.61	25.58	
	06	Live trees and other plants; bulbs, roots and the like; cut flowers and ornamental foliage.	52.57	52.57	0.01	
	17	Sugars and sugar confectionery.	29.57	42.69	44.35	
	41	Raw hides and skins (other than furskins) and leather.	33.07	41.63	25.91	
	18	Cocoa and cocoa preparations.	44.67	38.44	-13.95	
	34	Soap, organic surface-active agents, washing preparations, lubricating preparations	28.73	37.31	29.88	
	73	Articles of iron or steel.	31.01	34.13	10.07	
	22	Beverages, spirits and vinegar.	10.53	32.00	203.76	
	10	Cereals.	18.37	27.17	47.91	
	11	Products of the milling industry; malt; starches; inulin; wheat gluten.	6.57	21.62	229.26	
	23	Residues and waste from the food industries; prepared animal fodder.	12.14	20.08	65.44	
	04	Dairy produce; birds' eggs; natural honey; edible products of animal origin	17.41	19.31	10.90	
	07	Edible vegetables and certain roots and tubers.	21.44	18.25	-14.87	
	27	Mineral fuels, mineral oils and products of their distillation	17.27	17.30	0.17	
		4 digits				
		0901	Coffee; coffee husks and skins; coffee substitutes containing coffee	466.58	371.42	-20.39
		2523	Portland cement, aluminous cement, persulphate cement, etc	91.56	103.38	12.92
		0304	Fish fillets and other fish meat, fresh, chilled or frozen	89.14	99.66	11.79
		0902	Tea	72.08	73.81	2.39
		5203	Cotton, carded or combed	81.63	67.70	-17.06
	2401	Unmanufactured tobacco; tobacco refuse	46.04	57.71	25.34	
	0602	Other live plants, cuttings and slips, mushroom spawn	52.36	52.36	0.00	
	1516	Animal or vegetable fats and oils and fractions, hydrogenated, etc	48.47	43.98	-9.28	
	1701	Cane or beet sugar and chemically pure sucrose, in solid form	28.95	41.49	43.33	
	1801	Cocoa beans	44.53	38.42	-13.72	
	7210	Rolled iron or non-alloy steel, >=600mm wide, clad, plated or coated	25.99	36.06	38.74	
	3401	Soap; organic surface-active products in bars, etc; paper with soap, etc	25.31	32.03	26.57	
	7214	Iron/steel bars and rods, forged, etc (incl. Twisted), uncoiled	28.78	31.59	9.79	
	1511	Palm oil and its fractions wheather or not refined not chemically modified	28.06	31.25	11.39	
	1005	Maize(corn)	16.91	25.11	48.45	
	4106	Goat or kid skin leather, without hair on	17.95	23.69	31.97	
	7306	Other tubes, pipes and hollow profiles of iron or steel, welded, nes	22.71	22.62	-0.42	
	4104	Leather of bovine or equine animals, without hair on	9.46	17.37	83.70	
	2202	Waters (incl. Mineral and aerated), with added sugar...(incl. Sweetened)	2.89	16.92	486.08	
	2716	Electrical energy	16.32	16.41	0.59	

Table 7f: Twenty Major EAC Domestic Exports for 2012 compared to 2011 (US\$ million)

Partner State	HS level	Description of Goods	2011	2012	% Change
Kenya	2 digits				
	09	Coffee, tea, maté and spices.	1,398.28	1,474.83	5.47
	06	Live trees and other plants; bulbs, roots and the	501.04	506.11	1.01
	07	Edible vegetables and certain roots and tubers.	242.18	248.45	2.59
	24	Tobacco and manufactured tobacco substitutes.	209.80	196.14	-6.51
	25	Salt; sulphur; earths and stone; plastering materi	198.48	183.60	-7.50
	15	Animal or vegetable fats and oils and their cleava	191.52	181.47	-5.25
	39	Plastics and articles thereof.	156.17	174.37	11.66
	71	Natural or cultured pearls, precious or semi-preci	71.40	170.36	138.61
	72	Iron and steel.	178.41	152.54	-14.50
	28	Inorganic chemicals; organic or inorganic compound	170.25	148.73	-12.64
	34	Soap, organic surface-active agents, washing prepa	137.80	140.88	2.24
	61	Articles of apparel and clothing accessories, knit	151.33	124.86	-17.49
	62	Articles of apparel and clothing accessories, not	96.39	116.92	21.30
	20	Preparations of vegetables, fruit, nuts or other p	117.52	109.16	-7.11
	30	Pharmaceutical products.	82.75	101.41	22.55
	84	Nuclear reactors, boilers, machinery and mechanica	70.69	89.59	26.73
	41	Raw hides and skins (other than furskins) and leat	82.37	89.01	8.06
	22	Beverages, spirits and vinegar.	66.86	85.04	27.19
	85	Electrical machinery and equipment and parts there	61.16	84.31	37.86
08	Edible fruit and nuts; peel of citrus fruit or mel	70.22	81.26	15.73	
	4 digits				
	0902	Tea	1,151.16	1,197.50	4.03
	0603	Cut flowers and flower buds for ornamental purpose	445.82	451.25	1.22
	0901	Coffee; coffee husks and skins; coffee substitutes	238.05	266.42	11.92
	7108	Gold, unwrought or in semi-manufactured forms, or	67.81	166.49	145.53
	0708	Leguminous vegetables, shelled or unshelled, fresh	149.53	145.56	-2.66
	2836	Carbonates; peroxocarbonates; commercial ammonium	143.14	117.83	-17.68
	2402	Cigars, cigarillos, cigarettes, etc, of tobacco or	101.36	117.23	15.65
	1511	Palm oil and its fractions wheather or not refined	107.03	101.91	-4.78
	2523	Portland cement, aluminous cement, persulphate cem	115.65	99.90	-13.62
	3401	Soap; organic surface-active products in bars, etc	92.47	93.33	0.94
	3923	Articles for conveyance or packing of goods, of pl	82.81	93.31	12.68
	7210	Rolled iron or non-alloy steel, >=600mm wide, clad	94.27	87.27	-7.42
	3004	Medicaments of mixed or unmixed products, for reta	69.32	85.69	23.61
	2710	Petroleum oils and oils obtained from bituminous m	107.96	70.58	-34.63
	1704	Sugar confectionery (incl. White chocolate), not c	58.67	68.68	17.05
	1404	Vegetable products not elsewhere specified or incl	78.06	63.59	-18.54
	6204	Women's or girls' suits, ensembles, jackets, dress	49.62	56.73	14.33
	0602	Other live plants, cuttings and slips, mushroom sp	54.86	54.28	-1.06
	0709	Other vegetables, fresh or chilled	57.19	48.69	-14.87
	2008	Fruit, nuts and other parts of plants, otherwise p	52.08	44.63	-14.30

Table 7f: Twenty Major EAC Domestic Exports for 2012 compared to 2011 (US\$ million)

Partner State	HS level	Description of Goods	2011	2012	% Change	
Rwanda	2 digits					
	09	Coffee, tea, mate and spices	129.38	158.34	22.38	
	26	Ores, slag and ash	159.16	136.05	-14.52	
	11	Products of the milling industry; malt; starches; inulin; wheat gluten	8.42	22.80	170.94	
	87	Vehicles other than railway or tramway rolling stock, and parts and accessories thereof	3.01	18.29	507.11	
	22	Beverages, spirits and vinegar	6.04	12.64	109.38	
	41	Raw hides and skins (other than furskins) and leather	7.47	11.90	59.32	
	01	Live animals	5.93	8.21	38.37	
	72	Iron and steel	1.68	5.19	207.96	
	13	Lac; gums, resins and other vegetable saps and extracts	4.51	4.71	4.48	
	07	Edible vegetables and certain roots and tubers	3.02	3.26	7.76	
	12	Oil seeds and oleaginous fruits; miscellaneous grains, seeds and fruit	0.06	3.19	5541.90	
	25	Salt; sulphur; earths and stone; plastering materials, lime and cement	1.06	3.16	196.93	
	39	Plastics and articles thereof	1.46	2.59	77.42	
	19	Preparations of cereals, flour, starch or milk; pastrycooks' products	1.00	2.56	154.82	
	96	Miscellaneous manufactured articles	0.62	2.35	279.84	
	74	Copper and articles thereof	0.29	2.30	704.91	
	10	Cereals	0.28	2.15	677.63	
	33	Essential oils and resinoids; perfumery, cosmetic or toilet preparations	1.36	1.67	22.34	
	84	Nuclear reactors, boilers, machinery and mechanical appliances; parts thereof	1.12	1.50	33.84	
	85	Electrical machinery and equipment and parts thereof; sound recorders and reproducers	2.18	1.31	-39.96	
		4 digits				
		0902	Tea, whether or not flavoured.	52.89	87.34	65.14
		0901	Coffee, whether or not roasted or decaffeinated; coffee husks and skins; coffee substitutes	76.49	70.99	-7.19
		2615	Niobium, tantalum, vanadium or zirconium ores and concentrates.	39.09	56.89	45.54
		2609	Tin ores and concentrates.	96.56	52.88	-45.24
		2611	Tungsten ores and concentrates.	11.48	21.46	87.04
		8703	Motor cars and other motor vehicles principally designed for the transport of persons	0.12	16.27	13137.58
	1101	Wheat or meslin flour.	6.77	15.19	124.46	
	2203	Beer made from malt.	3.44	8.96	160.66	
	0102	Live bovine animals.	5.20	7.45	43.27	
	4101	Raw hides and skins of bovine (including buffalo) or equine animals (fresh, or salted, dried, limed, pickled or otherwise preserved)	6.94	7.18	3.38	
	1102	Cereal flours other than of wheat or meslin.	0.32	5.01	1472.25	
	2610	Chromium ores and concentrates.	11.89	4.78	-59.83	
	1302	Vegetable saps and extracts; pectic substances, pectinates and pectates;	4.51	4.71	4.48	
	4103	Other raw hides and skins (fresh, or salted, dried, limed, pickled or otherwise preserved)	0.05	4.60	9256.27	
	2202	Waters, including mineral waters and aerated waters	2.33	3.40	45.51	
	1211	Plants and parts of plants (including seeds and fruits), of a kind used primarily in perfumery, toiler or soap-making	0.03	3.11	10300.21	
	7214	Other bars and rods of iron or non-alloy steel, not further worked than forged, hot-rolled	0.80	2.62	225.86	
	2523	Portland cement, aluminous cement, slag cement, supersulphate cement and similar hydraulic cements	0.94	2.54	169.46	
	1103	Cereal groats, meal and pellets.	1.17	2.43	107.93	
	9605	Travel sets for personal toilet, sewing or shoe or clothes cleaning.	0.57	2.35	311.66	

Table 7f: Twenty Major EAC Domestic Exports for 2012 compared to 2011 (US\$ million)

Partner State	HS level	Description of Goods	2011	2012	% Change	
Burundi	2 digits					
	09	Coffee, Tea, Mate And Spices	90.44	95.42	13.09	
	71	Natural/Cultured Pearls, Prec Stones & Metals, Coin Etc	40.30	-	356.85	
	26	Ores, Slag And Ash	10.80	17.42	217.71	
	41	Raw Hides And Skins (Other Than Furskins) And Leather	6.27	6.62	93.12	
	34	Soap, Organic Surface-Active Agents, Washing Prep, Etc	4.35	6.66	233.25	
	22	Beverages, Spirits And Vinegar	2.34	2.66	26.18	
	72	Iron And Steel	0.56	0.61	1689.22	
	52	Cotton	0.39	-	-74.22	
	48	Paper & Paperboard; Art Of Paper Pulp, Paper/Paperboard	0.26	0.13	-7.97	
	10	Cereals	0.22	0.00	1158.13	
	73	Articles Of Iron Or Steel	0.15	0.04	329.15	
	07	Edible Vegetables And Certain Roots And Tubers	0.10	0.10	62.91	
	06	Live Tree & Other Plant; Bulb, Root; Cut Flowers Etc	0.09	0.04	102.92	
	08	Edible Fruit And Nuts; Peel Of Citrus Fruit Or Melons	0.08	0.13	-9.07	
	12	Oil Seed, Oleagi Fruits; Miscell Grain, Seed, Fruit Etc	0.05	0.07	-75.34	
	44	Wood And Articles Of Wood; Wood Charcoal	0.02	0.09	-57.86	
	94	Furniture; Bedding, Mattress, Matt Support, Cushion Etc	0.02	0.04	-3.92	
	17	Sugars And Sugar Confectionery	-	-	-100.00	
	24	Tobacco And Manufactured Tobacco Substitutes	-	2.69	-100.00	
	29	Organic Chemicals	-	-	-100.00	
		4 digits				
		0602	Other Live Plants, Cuttings And Slips, Mushroom Spawn	0.09	-	102.92
		0709	Other Vegetables, Fresh Or Chilled	0.07	0.09	20.80
		0803	Bananas, Including Plantains, Fresh Or Dried	0.02	0.13	-54.22
		0810	Other Fruit, Fresh, Nes	0.05	-	27.42
		0901	Coffee; Coffee Husks And Skins; Coffee Substitutes Containing Coffee	68.42	70.02	-2.07
		0902	Tea	12.91	25.40	28.41
		1211	Plants And Parts Of Plants, Of A Kind Used In Perfumery, Pharmacy...Etc	0.05	0.07	-75.50
		2203	Beer Made From Malt	2.28	2.66	26.09
		2208	Undenatured Ethyl Alcohol Of An Alcoholic Strength <80%; Spirits, Etc	0.05	-	47.64
		2402	Cigars, Cigarillos, Cigarettes, Etc, Of Tobacco Or Tobacco Substitutes	1.34	2.69	-2.33
	2611	Tungsten Ores And Concentrates	4.74	0.23	60.58	
	2617	Other Ores And Concentrates	6.04	16.92	3598.35	
	3401	Soap; Organic Surface-Active Products In Bars, Etc; Paper With Soap,Etc	3.99	6.66	207.95	
	4101	Raw Hides And Skins Of Bovine Or Equine Animals, Not Tanned	1.66	-	52.80	
	4102	Raw Skins Of Sheep Or Lambs, But Not Tanned	0.47	0.62	769.55	
	4103	Other Raw Hides And Skins, Fresh Or Preserved, Not Tanned, Nes	3.40	1.82	82.24	
	4104	Leather Of Bovine Or Equine Animals, Without Hair On	0.72	0.64	210.32	
	4813	Cigarette Paper	0.26	0.13	-7.93	
	5203	Cotton, Carded Or Combed	0.39	-	-74.22	
	7108	Gold, Unwrought Or In Semi-Manufactured Forms, Or In Powder Form	40.12	-	355.06	

Table 7f: Twenty Major EAC Domestic Exports for 2012 compared to 2011 (US\$ million)

Partner State	HS level	Description of Goods	2011	2012	% Change
Tanzania	2 digits				
	71	Natural/Cultured Pearls, Prec Stones & Metals, Coin Etc	1,787.65	1,911.25	6.91
	26	Ores, Slag And Ash	1,027.45	832.83	-18.94
	09	Coffee, Tea, Mate And Spices	225.48	281.84	25.00
	24	Tobacco And Manufactured Tobacco Substitutes	123.32	223.12	80.94
	08	Edible Fruit And Nuts; Peel Of Citrus Fruit Or Melons	128.69	189.83	47.51
	52	Cotton	69.80	171.25	145.34
	03	Fish & Crustacean, Mollusc & Other Aquatic Invertebrate	152.44	166.00	8.89
	12	Oil Seed, Oleagi Fruits; Miscell Grain, Seed, Fruit Etc	103.49	157.08	51.79
	07	Edible Vegetables And Certain Roots And Tubers	74.27	133.58	79.86
	84	Nuclear Reactors, Boilers, Mchy & Mech Appliance; Parts	74.23	120.21	61.94
	25	Salt; Sulphur; Earth & Ston; Plastering Mat; Lime & Cem	49.28	82.18	66.77
	63	Other Made Up Textile Articles; Sets; Worn Clothing Etc	79.54	77.25	-2.89
	23	Residues & Waste From The Food Indust; Prepr Ani Fodder	25.56	75.37	194.95
	06	Live Tree & Other Plant; Bulb, Root; Cut Flowers Etc	34.85	70.89	103.40
	11	Prod Mill Indust; Malt; Starches; Insulin; Wheat Gluten	47.43	68.23	43.86
	27	Mineral Fuels, Oils & Product Of Their Distillation; Etc	33.98	63.03	85.50
	10	Cereals	23.58	57.50	143.90
	70	Glass And Glassware	23.37	52.04	122.70
	15	Animal/Veg Fats & Oil & Their Cleavage Products; Etc	55.55	51.83	-6.69
39	Plastics And Articles Thereof	68.85	42.83	-37.79	
	7108	Gold, Unwrought Or In Semi-Manufactured Forms, Or In Powder Form	1,741.53	1,863.33	60.90
	2616	Precious Metal Ores And Concentrates	541.00	421.32	17.24
	2603	Copper Ores And Concentrates	1.88	324.34	33.89
	2401	Unmanufactured Tobacco; Tobacco Refuse	106.58	188.45	25.01
	0901	Coffee; Coffee Husks And Skins; Coffee Substitutes Containing Coffee	146.64	187.69	7.99
	0801	Coconuts, Brazil Nuts And Cashew Nuts, Fresh Or Dried	125.37	163.09	-0.73
	0304	Fish Fillets And Other Fish Meat, Fresh, Chilled Or Frozen	134.65	142.54	-17.50
	5201	Cotton, Not Carded Or Combed	53.60	126.39	37.87
	0713	Dried Leguminous Vegetables, Shelled	67.26	101.01	-27.06
	1207	Other Oil Seeds And Oleaginous Fruits	76.90	94.48	-13.93
	2602	Manganese Ores And Concentrates	477.66	83.53	-26.00
	8431	Parts Suitable For Use With The Machinery Of 84.25 To 84.30	23.83	61.88	-4.62
	2306	Oil-Cake And Other Solid Residues, Of Vegetable Fats	12.24	59.15	-3.48
	0902	Tea	46.94	56.00	21.73
	6304	Other Furnishing Articles, Nes (Excl. Of 94.04)	65.89	55.57	285.86
	1101	Wheat Or Meslin Flour	41.89	42.19	7.99
	7103	Precious Stones (Excl. Diamonds) And Semi-Precious Stones, Not Set...	35.02	40.65	413.76
	1005	Maize(Corn)	2.15	38.51	24.30
	0907	Cloves	31.42	37.36	251.48
	0602	Other Live Plants, Cuttings And Slips, Mushroom Spawn	14.40	37.15	145.11

Source: Partner States' Revenue Authorities

Table 8a: Intra-EAC Re-Exports of the major twenty products, 2011 (US\$, million)

Partner states	Country of destination	Hs Level	Description of Goods	values		
Uganda	Kenya	2 digits				
		70	Glass And Glassware	7.68		
		73	Articles Of Iron Or Steel	6.31		
		39	Plastics And Articles Thereof	4.71		
		84	Nuclear Reactors, Boilers, Mchy & Mech Appliance; Parts	3.71		
		87	Vehicles O/T Railw/Tramw Roll-Stock, Pts & Accessories	3.29		
		90	Optical, Photo, Cine, Meas, Checking, Precision, Etc	1.23		
		63	Other Made Up Textile Articles; Sets; Worn Clothing Etc	0.86		
		85	Electrical Mchy Equip Parts Thereof; Sound Recorder Etc	0.61		
		72	Iron And Steel	0.46		
		21	Miscellaneous Edible Preparations	0.39		
		64	Footwear, Gaiters And The Like; Parts Of Such Articles	0.33		
		48	Paper & Paperboard; Art Of Paper Pulp, Paper/Paperboard	0.27		
		34	Soap, Organic Surface-Active Agents, Washing Prep, Etc	0.26		
		33	Essential Oils & Resinoids; Perf, Cosmetic/Toilet Prep	0.15		
		31	Fertilisers	0.14		
		36	Explosives; Pyrotechnic Prod; Matches; Pyrop Alloy; Etc	0.13		
		13	Lac; Gums, Resins & Other Vegetable Saps & Extracts	0.13		
		27	Mineral Fuels, Oils & Product Of Their Distillation; Etc	0.12		
		94	Furniture; Bedding, Mattress, Matt Support, Cushion Etc	0.11		
		11	Prod Mill Indust; Malt; Starches; Inulin; Wheat Gluten	0.10		
				4 digits		
				7010	Carboys, Bottles, Flasks... Ampoules, Etc; Stoppers, Lids..., Of Glass	7.67
				7308	Iron/Steel Structures And Parts Thereof; Plates, Rods... Therefor	6.23
				3923	Articles For The Of Goods, Of Plastics; Stoppers, Etc, Of Plastics	4.60
				8703	Motor Cars And Other Motor Vehicles For The Transport Of Persons	1.67
				8431	Parts Suitable For Use With The Machinery Of 84.25 To 84.30	1.40
				9015	Surveying, Hydrographic, Oceanographic... Instruments/Appliances, Nes	1.08
				8701	Tractors (Excl. Tractors Of 87.09)	0.83
				8429	Self-Propelled Bulldozers, Angledozer, Graders, Levellers, Etc	0.61
				8471	Automatic Data Processing Machines...; Magnetic Readers..., Nes	0.41
				7216	Angles, Shapes And Sections Of Iron Or Non-Alloy Steel	0.41
				2106	Food Preparations Not Elsewhere Specified Or Included	0.39
				6405	Other Footwear, Nes	0.33
				6309	Worn Clothing And Other Worn Articles	0.30
				6304	Other Furnishing Articles, Nes (Excl. Of 94.04)	0.29
				8704	Motor Vehicles For The Transport Of Goods	0.28
				3401	Soap; Organic Surface-Active Products In Bars, Etc; Paper With Soap,Etc	0.26
				8443	Printing Machinery; Machines For Uses Ancillary To Printing	0.22
			4821	Paper Or Paperboard Labels Of All Kinds, Whether Or Not Printed	0.21	
			8430	Earth Moving... Machinery, Nes; Pile-Drvers/Extractors; Snow-Ploughs	0.20	
			8410	Hydraulic Turbines, Water Wheels And Regulators Therefor	0.19	
		Tanzania	2 digits			
			84	Nuclear Reactors, Boilers, Mchy & Mech Appliance; Parts	6.49	
			87	Vehicles O/T Railw/Tramw Roll-Stock, Pts & Accessories	2.91	
			90	Optical, Photo, Cine, Meas, Checking, Precision, Etc	0.56	
			85	Electrical Mchy Equip Parts Thereof; Sound Recorder Etc	0.25	
	63		Other Made Up Textile Articles; Sets; Worn Clothing Etc	0.24		
	27		Mineral Fuels, Oils & Product Of Their Distillation; Etc	0.22		
	21		Miscellaneous Edible Preparations	0.11		
	33		Essential Oils & Resinoids; Perf, Cosmetic/Toilet Prep	0.09		
	73		Articles Of Iron Or Steel	0.08		
	82		Tool, Implement, Cutlery, Spoon & Fork, Of Base Met Etc	0.08		
	40		Rubber And Articles Thereof	0.06		
	34		Soap, Organic Surface-Active Agents, Washing Prep, Etc	0.05		
	36		Explosives; Pyrotechnic Prod; Matches; Pyrop Alloy; Etc	0.04		
	64		Footwear, Gaiters And The Like; Parts Of Such Articles	0.03		
	83		Miscellaneous Articles Of Basee Metal	0.03		
	88		Aircraft, Spacecraft, And Parts Thereof	0.01		
	94		Furniture; Bedding, Mattress, Matt Support, Cushion Etc	0.01		
	25	Salt; Sulphur; Earth & Ston; Plastering Mat; Lime & Cem	0.01			
	44	Wood And Articles Of Wood; Wood Charcoal	0.01			
	61	Art Of Apparel & Clothing Access, Knitted Or Crocheted	0.01			

Table 8a: Intra-EAC Re-Exports of the major twenty products, 2011 (US\$, million)

Partner states	Country of destination	Hs Level	Description of Goods	values	
Uganda	Tanzania	4 digits			
		8431	Parts Suitable For Use With The Machinery Of 84.25 To 84.30	1.95	
		8703	Motor Cars And Other Motor Vehicles For The Transport Of Persons	1.22	
		8704	Motor Vehicles For The Transport Of Goods	1.09	
		8429	Self-Propelled Bulldozers, Angledozers, Graders, Levellers, Etc	0.94	
		8474	Machinery For Sorting..., Agglomerating... Earth, Stone, Ores, Etc	0.67	
		9015	Surveying, Hydrographic, Oceanographic... Instruments/Appliances, Nes	0.62	
		8471	Automatic Data Processing Machines...; Magnetic Readers..., Nes	0.60	
		8702	Public-Transport Type Passenger Motor Vehicles	0.57	
		2710	Petroleum Oils, Etc, (Excl. Crude); Preparations Thereof, Nes	0.47	
		8422	Dish Washing Machines; Machinery For Cleaning..., Filling..., Aerating	0.38	
		8705	Special Purpose Motor Vehicles (Eg Crane, Fire-Fighting, Etc, Vehicles)	0.27	
		8459	Machine-Tools For Drilling, Boring, Milling... By Removing Metal	0.25	
		8443	Printing Machinery; Machines For Uses Ancillary To Printing	0.25	
		6302	Bed Linen, Table Linen, Toilet Linen And Kitchen Linen	0.24	
		8716	Trailers And Semi-Trailers; Other Vehicles, Not Machanically Propelled	0.24	
		2106	Food Preparations Not Elsewhere Specified Or Included	0.17	
		8478	Machinery For Preparing Or Making Up Tobacco, Nes	0.17	
		6309	Worn Clothing And Other Worn Articles	0.16	
		8504	Electrical Transformers, Static Converters And Inductors	0.12	
	8418	Refrigerators, Freezers, Etc; Heat Pumps (Excl. Air Conditioners)	0.11		
	Rwanda	2 digits	72	Iron And Steel	4.93
			10	Cereals	3.28
			17	Sugars And Sugar Confectionery	2.69
			87	Vehicles O/T Railw/Tramw Roll-Stock, Pts & Accessories	2.03
			36	Explosives; Pyrotechnic Prod; Matches; Pyrop Alloy; Etc	1.74
			84	Nuclear Reactors, Boilers, Mchy & Mech Appliance; Parts	1.58
			34	Soap, Organic Surface-Active Agents, Washing Prep, Etc	1.23
			76	Aluminium And Articles Thereof	1.00
			49	Printed Books, Newspapers, Pictures & Other Product Etc	0.99
			15	Animal/Veg Fats & Oils & Their Cleavage Products; Etc	0.86
			11	Prod Mill Indust; Malt; Starches; Inulin; Wheat Gluten	0.76
			25	Salt; Sulphur; Earth & Ston; Plastering Mat; Lime & Cem	0.74
			27	Mineral Fuels, Oils & Product Of Their Distillation; Etc	0.72
			85	Electrical Mchy Equip Parts Thereof; Sound Recorder Etc	0.56
			39	Plastics And Articles Thereof	0.44
		40	Rubber And Articles Thereof	0.42	
		48	Paper & Paperboard; Art Of Paper Pulp, Paper/Paperboard	0.40	
		55	Man-Made Staple Fibres	0.36	
		32	Tanning/Dyeing Extract; Tannins & Derivs; Pigm Etc	0.33	
22		Beverages, Spirits And Vinegar	0.29		
4 digits		1701	Cane Or Beet Sugar And Chemically Pure Sucrose, In Solid Form	2.64	
		1001	Wheat And Meslin	2.36	
		7208	Hot-Rolled Iron Or Non-Alloy Steel, >=600Mm Wide	1.84	
		7210	Rolled Iron Or Non-Alloy Steel, >=600Mm Wide, Clad, Plated Or Coated	1.40	
		3603	Safety Fuses; Detonating Fuses; Caps; Igniters; Electric Detonators	1.26	
		7214	Iron/Steel Bars And Rods, Forged, Etc (Incl. Twisted), Uncoiled	1.16	
		4901	Printed Books, Brochures, Leaflets And Similar Printed Matter	0.99	
		7606	Aluminium Plates, Sheets And Strip, >0.2Mm Thick	0.98	
		1006	Rice	0.93	
		3402	Non-Soap Surface-Active Agents; Washing Preparations, Nes	0.92	
	8704	Motor Vehicles For The Transport Of Goods	0.82		
	8703	Motor Cars And Other Motor Vehicles For The Transport Of Persons	0.75		
	1517	Margarine; Edible Preparations Of Animal Or Vegetable Fats Or Oils, Nes	0.72		
	2501	Salt And Pure Sodium Chloride; Sea Water	0.69		
	2710	Petroleum Oils, Etc, (Excl. Crude); Preparations Thereof, Nes	0.64		
8429	Self-Propelled Bulldozers, Angledozers, Graders, Levellers, Etc	0.53			
7213	Iron/Steel Bars And Rods, Hot-Rolled, In Irregularly Wound Coils	0.53			
3602	Prepared Explosives, (Excl. Propellant Powders)	0.42			
4011	New Pneumatic Tyres, Of Rubber	0.42			
1101	Wheat Or Meslin Flour	0.33			

Table 8a: Intra-EAC Re-Exports of the major twenty products, 2011 (US\$, million)

Partner states	Country of destination	Hs Level	Description of Goods	values	
Uganda	Burundi	2 digits	87	Vehicles O/T Railw/Tramw Roll-Stock, Pts & Accessories	0.86
			72	Iron And Steel	0.71
			84	Nuclear Reactors, Boilers, Mchy & Mech Appliance; Parts	0.68
			55	Man-Made Staple Fibres	0.63
			33	Essential Oils & Resinoids; Perf, Cosmetic/Toilet Prep	0.54
			27	Mineral Fuels, Oils & Product Of Their Distillation; Etc	0.32
			12	Oil Seed, Oleagi Fruits; Miscell Grain, Seed, Fruit Etc	0.27
			21	Miscellaneous Edible Preparations	0.24
			10	Cereals	0.21
			52	Cotton	0.18
			22	Beverages, Spirits And Vinegar	0.15
			85	Electrical Mchy Equip Parts Thereof; Sound Recorder Etc	0.13
			48	Paper & Paperboard; Art Of Paper Pulp, Paper/Paperboard	0.13
			63	Other Made Up Textile Articles; Sets; Worn Clothing Etc	0.13
			39	Plastics And Articles Thereof	0.11
			36	Explosives; Pyrotechnic Prod; Matches; Pyrop Alloy; Etc	0.11
			90	Optical, Photo, Cine, Meas, Checking, Precision, Etc	0.10
			73	Articles Of Iron Or Steel	0.08
			04	Dairy Prod; Birds' Eggs; Natural Honey; Edible Prod Nes	0.06
			64	Footwear, Gaiters And The Like; Parts Of Such Articles	0.06
		4 digits	7214	Iron/Steel Bars And Rods, Forged, Etc (Incl. Twisted), Uncoiled	0.63
			3306	Preparations For Oral Or Dental Hygiene (Incl. Denture Fixative)	0.44
			8704	Motor Vehicles For The Transport Of Goods	0.43
			8703	Motor Cars And Other Motor Vehicles For The Transport Of Persons	0.34
			5512	Woven Fabrics Of >=85% Synthetic Staple Fibres	0.33
			2712	Petroleum Jelly; Paraffin Wax... And Other Mineral Waxes, Etc	0.30
			1208	Flours And Meals Of Oil Seeds Or Oleaginous Fruits (Excl. Mustard)	0.27
			8474	Machinery For Sorting..., Agglomerating... Earth, Stone, Ores, Etc	0.20
			1006	Rice	0.20
			5513	Woven Fabrics, <85% Synthetic Staple Fibres, With Cotton, =<170G/M2	0.18
			2106	Food Preparations Not Elsewhere Specified Or Included	0.16
			5208	Woven Fabrics Of Cotton, With >=85% Cotton, But <200G/M2	0.14
			5514	Woven Fabrics, <85% Synthetic Fibres, Mixed With Cotton, >170G/M2	0.13
			3605	Matches (Excl. Pyrotechnic Articles Of 36.04)	0.11
			9026	Instruments/Apparatus For Measuring The Flow... Of Liquid Or Gases, Nes	0.10
			4802	Uncoated Paper..., For Writing... In Rolls Or Sheets; Hand-Made Paper...	0.10
			8478	Machinery For Preparing Or Making Up Tobacco, Nes	0.10
			8437	Machines For Cleaning... Seed...; Milling... Machinery	0.09
			8502	Electric Generating Sets And Rotary Converters	0.08
			2103	Sauces And Sauce Preparations; Mixed Condiments And Seasonings; Mustard	0.07
		Rwanda	Kenya	2 digits	27
90	Optical, photographic, cinematographic, measuring, checking, precision, medical or surgical instruments				0.70
84	Nuclear reactors, boilers, machinery and mechanical appliances; parts thereof				0.28
87	Vehicles other than railway or tramway rolling stock, and parts and accessories thereof				0.24
39	Plastics and articles thereof				0.19
44	Wood and articles of wood; wood charcoal				0.05
85	Electrical machinery and equipment and parts thereof; sound recorders and reproducers				0.03
70	Ceramic products				0.03
30	Pharmaceutical products				0.00
67	Prepared feathers and down and articles made of feathers or of down; artificial flowers				0.00
82	Tools, implements, cutlery, spoons and forks, of base metal; parts thereof of base metal				0.00
08	Edible fruit and nuts; peel of citrus fruit or melons				0.00
92	Musical instruments; parts and accessories of such articles				0.00
76	Aluminium and articles thereof				0.00
49	Printed books, newspapers, pictures and other products of the printing industry; manuscripts				0.00
73	Articles of iron or steel				0.00
32	Tanning or dyeing extracts; tannins and their derivatives; dyes, pigments and other colouring matter				0.00
52	Cotton				0.00
21	Miscellaneous edible preparations				0.00
63	Other made up textile articles; sets; worn clothing and worn textile articles; rags				0.00

Table 8a: Intra-EAC Re-Exports of the major twenty products, 2011 (US\$, million)

Partner states	Country of destination	Hs Level	Description of Goods	values
Rwanda	Kenya	4 digits	2710 Petroleum oils and oils obtained from bituminous minerals, other than crude; preparation	3.35
			9015 Surveying (including photogrammetrical surveying), hydrographic, oceanographic, hydrolog	0.68
			8426 Ships' derricks; cranes, including cable cranes; mobile lifting frames, straddle carrier	0.22
			3923 Articles for the conveyance or packing of goods, of plastics; stoppers, lids, caps and o	0.18
			8704 Motor vehicles for the transport of goods.	0.18
			4415 Packing cases, boxes, crates, drums and similar packings, of wood; cable-drums of wood;	0.05
			8410 Hydraulic turbines, water wheels, and regulators therefor.	0.03
			8705 Special purpose motor vehicles, other than those principally designed for the transport	0.03
			7010 Carboys, bottles, flasks, jars, pots, phials, ampoules and other containers, of glass, o	0.03
			8431 Parts suitable for use solely or principally with the machinery of headings 84.25 to 84.	0.02
			8703 Motor cars and other motor vehicles principally designed for the transport of persons (o	0.02
			8502 Electric generating sets and rotary converters.	0.02
			8708 Parts and accessories of the motor vehicles of headings 87.01 to 87.05.	0.01
			9030 Oscilloscopes, spectrum analysers and other instruments and apparatus for measuring or c	0.01
			8519 Turntables (record-decks), record-players, cassette-players and other sound reproducing	0.01
			9005 Binoculars, monoculars, other optical telescopes, and mountings therefor; other astronom	0.01
			8521 Video recording or reproducing apparatus, whether or not incorporating a video tuner.	0.01
			9025 Hydrometers and similar floating instruments, thermometers, pyrometers, barometers, hydr	0.01
			3004 Medicaments (excluding goods of heading 30.02, 30.05 or 30.06) consisting of mixed or un	0.00
	6704 Wigs, false beards, eyebrows and eyelashes, switches and the like, of human or animal ha	0.00		
	Tanzania	2 digits	84 Nuclear reactors, boilers, machinery and mechanical appliances; parts thereof	0.14
			41 Raw hides and skins (other than furskins) and leather	0.07
			10 Cereals	0.06
			87 Vehicles other than railway or tramway rolling stock, and parts and accessories thereof	0.05
			45 Cork and articles of cork	0.03
			31 Fertilisers	0.03
			63 Other made up textile articles; sets; worn clothing and worn textile articles; rags	0.01
			82 Tools, implements, cutlery, spoons and forks, of base metal; parts thereof of base metal	0.01
			85 Electrical machinery and equipment and parts thereof; sound recorders and reproducers	0.00
			73 Articles of iron or steel	0.00
			83 Miscellaneous articles of base metal	0.00
			76 Aluminium and articles thereof	0.00
			11 Products of the milling industry; malt; starches; inulin; wheat gluten	0.00
			90 Optical, photographic, cinematographic, measuring, checking, precision	0.00
			56 Wadding, felt and nonwovens; special yarns; twine, cordage, ropes and cables and articles thereof	0.00
			96 Miscellaneous manufactured articles	0.00
			74 Copper and articles thereof	0.00
			07 Edible vegetables and certain roots and tubers	0.00
			72 Iron and steel	0.00
20 Preparations of vegetables, fruit, nuts or other parts of plants	0.00			
	4 digits	8426 Ships' derricks; cranes, including cable cranes; mobile lifting frames, straddle carrier	0.08	
		4101 Raw hides and skins of bovine (including buffalo) or equine animals (fresh, or salted, d	0.07	
		1006 Rice.	0.06	
		8703 Motor cars and other motor vehicles principally designed for the transport of persons (o	0.05	
		4503 Articles of natural cork.	0.03	
		3105 Mineral or chemical fertilisers containing two or three of the fertilising elements nitr	0.03	
		8479 Machines and mechanical appliances having individual functions, not specified or include	0.03	
		8429 Self-propelled bulldozers, angledozers, graders, levellers, scrapers, mechanical shovels	0.02	
		6305 Sacks and bags, of a kind used for the packing of goods.	0.01	
		8414 Air or vacuum pumps, air or other gas compressors and fans; ventilating or recycling hoo	0.01	
		8437 Machines for cleaning, sorting or grading seed, grain or dried leguminous vegetables; ma	0.01	
		8430 Other moving, grading, levelling, scraping, excavating, tamping, compacting, extracting	0.00	
		8544 Insulated (including enamelled or anodised) wire, cable (including co-axial cable) and o	0.00	
		8205 Hand tools (including glaziers' diamonds), not elsewhere specified or included; blow lam	0.00	
		8301 Padlocks and locks (key, combination or electrically operated), of base metal; clasps an	0.00	
		7315 Chain and parts thereof, of iron or steel.	0.00	
		8207 Interchangeable tools for hand tools, whether or not power-operated, or for machine-tool	0.00	
		8515 Electric (including electrically heated gas), laser or other light or photon beam, ultra	0.00	
		8467 Tools for working in the hand, pneumatic, hydraulic or with self-contained electric or n	0.00	
8203 Files, rasps, pliers (including cutting pliers), pincers, tweezers, metal cutting shears	0.00			

Table 8a: Intra-EAC Re-Exports of the major twenty products, 2011 (US\$, million)

Partner states	Country of destination	Hs Level	Description of Goods	values	
Rwanda	Uganda	2 digits			
		27	Mineral fuels, mineral oils and products of their distillation; bituminous substances; mineral waxes	1.16	
		84	Nuclear reactors, boilers, machinery and mechanical appliances; parts thereof	0.26	
		87	Vehicles other than railway or tramway rolling stock, and parts and accessories thereof	0.25	
		39	Plastics and articles thereof	0.03	
		41	Raw hides and skins (other than furskins) and leather	0.03	
		85	Electrical machinery and equipment and parts thereof; sound recorders and reproducers	0.02	
		72	Iron and steel	0.01	
		90	Optical, photographic, cinematographic, measuring, checking, precision, medical or surgical instruments	0.01	
		92	Musical instruments; parts and accessories of such articles	0.01	
		70	Ceramic products	0.01	
		20	Preparations of vegetables, fruit, nuts or other parts of plants	0.00	
		73	Articles of iron or steel	0.00	
		07	Edible vegetables and certain roots and tubers	0.00	
		11	Products of the milling industry; malt; starches; inulin; wheat gluten	0.00	
		94	Furniture; bedding, mattresses, mattress supports, cushions and similar stuffed furnishings	0.00	
		86	Railway or tramway locomotives, rolling-stock and parts thereof; railway or tramway track fixtures	0.00	
		33	Essential oils and resinoids; perfumery, cosmetic or toilet preparations	0.00	
		17	Sugars and sugar confectionery	0.00	
		49	Printed books, newspapers, pictures and other products of the printing industry; manuscripts	0.00	
	82	Tools, implements, cutlery, spoons and forks, of base metal; parts thereof of base metal	0.00		
			4 digits		
			2710	Petroleum oils and oils obtained from bituminous minerals, other than crude; preparation	1.16
			8703	Motor cars and other motor vehicles principally designed for the transport of persons (o	0.16
			8429	Self-propelled bulldozers, angledozers, graders, levellers, scrapers, mechanical shovels	0.15
			8431	Parts suitable for use solely or principally with the machinery of headings 84.25 to 84.	0.10
			8704	Motor vehicles for the transport of goods.	0.09
			3923	Articles for the conveyance or packing of goods, of plastics; stoppers, lids, caps and o	0.03
			4101	Raw hides and skins of bovine (including buffalo) or equine animals (fresh, or salted, d	0.03
			7210	Flat-rolled products of iron or non-alloy steel, of a width of 600 mm or more, clad, pla	0.01
			9027	Instruments and apparatus for physical or chemical analysis (for example, polarimeters,	0.01
			8502	Electric generating sets and rotary converters.	0.01
			7013	Glassware of a kind used for table, kitchen, toilet, office, indoor decoration or simila	0.01
			9209	Parts (for example, mechanisms for musical boxes) and accessories (for example, cards, d	0.01
			8518	Microphones and stands therefor; loudspeakers, whether or not mounted in their enclosure	0.01
			8414	Air or vacuum pumps, air or other gas compressors and fans; ventilating or recycling hoo	0.00
			9207	Musical instruments, the sound of which is produced, or must be amplified, electrically	0.00
			2009	Fruit juices (including grape must) and vegetable juices, unfermented and not containing	0.00
			8504	Electrical transformers, static converters (for example, rectifiers) and inductors.	0.00
			8527	Reception apparatus for radio-telephony, radio-telegraphy or radio-broadcasting, whether	0.00
			7320	Springs and leaves for springs, of iron or steel.	0.00
			714	Manioc, arrowroot, salep, Jerusalem artichokes, sweet potatoes and similar roots and tub	0.00
	Burundi	2 digits			
			87	Vehicles other than railway or tramway rolling stock, and parts and accessories thereof	2.60
			11	Products of the milling industry; malt; starches; inulin; wheat gluten	0.13
			27	Mineral fuels, mineral oils and products of their distillation; bituminous substances; mineral waxes	0.07
			84	Nuclear reactors, boilers, machinery and mechanical appliances; parts thereof	0.06
			72	Iron and steel	0.04
			19	Preparations of cereals, flour, starch or milk; pastrycooks' products	0.01
			76	Aluminium and articles thereof	0.01
			90	Optical, photographic, cinematographic, measuring, checking, precision, medical or surgical instruments	0.01
			85	Electrical machinery and equipment and parts thereof; sound recorders and reproducers	0.01
			63	Other made up textile articles; sets; worn clothing and worn textile articles; rags	0.00
			22	Beverages, spirits and vinegar	0.00
			17	Sugars and sugar confectionery	0.00
			74	Copper and articles thereof	0.00
			39	Plastics and articles thereof	0.00
			94	Furniture; bedding, mattresses, mattress supports, cushions and similar stuffed furnishings	0.00
			83	Miscellaneous articles of base metal	0.00
			82	Tools, implements, cutlery, spoons and forks, of base metal; parts thereof of base metal	0.00
		07	Edible vegetables and certain roots and tubers	0.00	
		64	Footwear, gaiters and the like; parts of such articles	0.00	
		33	Essential oils and resinoids; perfumery, cosmetic or toilet preparations	0.00	

Table 8a: Intra-EAC Re-Exports of the major twenty products, 2011 (US\$, million)

Partner states	Country of destination	Hs Level	Description of Goods	values	
Rwanda	Burundi	4 digits			
		8703	Motor cars and other motor vehicles principally designed for the transport of persons (o	2.15	
		8704	Motor vehicles for the transport of goods.	0.36	
		1107	Malt, whether or not roasted.	0.13	
		8702	Motor vehicles for the transport of ten or more persons, including the driver.	0.07	
		2710	Petroleum oils and oils obtained from bituminous minerals, other than crude; preparation	0.07	
		8450	Household or laundry-type washing machines, including machines which both wash and dry.	0.05	
		7214	Other bars and rods of iron or non-alloy steel, not further worked than forged, hot-roll	0.04	
		8711	Motorcycles (including mopeds) and cycles fitted with an auxiliary motor, with or without	0.02	
		8418	Refrigerators, freezers and other refrigerating or freezing equipment, electric or other	0.01	
		1905	Bread, pastry, cakes, biscuits and other bakers' wares, whether or not containing cocoa;	0.01	
		7614	Stranded wire, cables, plaited bands and the like, of aluminium, not electrically insula	0.01	
		9023	Instruments, apparatus and models, designed for demonstrational purposes (for example, i	0.01	
		6309	Worn clothing and other worn articles.	0.00	
		2204	Wine of fresh grapes, including fortified wines; grape must other than that of heading 2	0.00	
		8528	Reception apparatus for television, whether or not incorporating radio-broadcast receive	0.00	
		1701	Cane or beet sugar and chemically pure sucrose, in solid form.	0.00	
		7413	Stranded wire, cables, plaited bands and the like, of copper, not electrically insulated	0.00	
		3917	Tubes, pipes and hoses, and fittings therefor (for example, joints, elbows, flanges), of	0.00	
8502	Electric generating sets and rotary converters.	0.00			
8515	Electric (including electrically heated gas), laser or other light or photon beam, ultra	0.00			
Kenya	Uganda	2 digits			
		27	Mineral fuels, mineral oils and products of their	53.29	
		87	Vehicles other than railway or tramway rolling-sto	12.15	
		31	Fertilisers.	11.03	
		84	Nuclear reactors, boilers, machinery and mechanical	8.29	
		39	Plastics and articles thereof.	5.47	
		85	Electrical machinery and equipment and parts there	3.26	
		28	Inorganic chemicals; organic or inorganic compound	2.51	
		10	Cereals.	2.34	
		29	Organic chemicals.	1.39	
		36	Explosives; pyrotechnic products; matches; pyropho	1.38	
		34	Soap, organic surface-active agents, washing prepa	1.29	
		38	Miscellaneous chemical products.	1.16	
		90	Optical, photographic, cinematographic, measuring,	1.03	
		72	Iron and steel.	0.88	
		33	Essential oils and resinoids; perfumery, cosmetic	0.87	
		64	Footwear, gaiters and the like; parts of such arti	0.74	
		22	Beverages, spirits and vinegar.	0.43	
		32	Tanning or dyeing extracts; tannins and their deri	0.37	
		48	Paper and paperboard; articles of paper pulp, of p	0.34	
		12	Oil seeds and oleaginous fruits; miscellaneous gra	0.25	
			4 digits		
			2710	Petroleum oils and oils obtained from bituminous m	45.32
			3102	Mineral or chemical fertilizers, nitrogenous	6.69
			8701	Tractors (excl. Tractors of 87.09)	5.01
			2701	Coal; briquettes, ovoids and similar solid fuels m	4.93
			3907	Polyethers and epoxide resins; polyesters, in prim	4.41
	8703	Motor cars and other motor vehicles for the transp	4.28		
	8471	Automatic data processing machines...; magnetic re	2.99		
	2711	Petroleum gases and other gaseous hydrocarbons	2.88		
	3105	Mineral or chemical fertilizers, nes; other ferti	2.86		
	1005	Maize(corn)	2.34		
	8704	Motor vehicles for the transport of goods	1.56		
	3602	Prepared explosives	1.38		
	3103	Mineral or chemical fertilizers, phosphatic	1.34		
	2834	Nitrites; nitrates	1.20		
	8517	Electrical apparatus for line telephony or line te	1.07		
	8443	Printing machinery; machines for uses ancillary to	1.05		
	7213	Iron/steel bars and rods, hot-rolled, in irregularl	0.80		
	3306	Preparations for oral or dental hygiene (incl. Den	0.75		
	9015	Surveying, hydrographic, oceanographic... Instrume	0.73		
	3808	Insecticides, rodenticides... And similar products	0.70		

Table 8a: Intra-EAC Re-Exports of the major twenty products, 2011 (US\$, million)

Partner states	Country of destination	Hs Level	Description of Goods	values		
Kenya	Tanzania	2 digits				
		84	Nuclear reactors, boilers, machinery and mechanica	6.87		
		87	Vehicles other than railway or tramway rolling-sto	6.03		
		85	Electrical machinery and equipment and parts there	2.39		
		27	Mineral fuels, mineral oils and products of their	1.63		
		38	Miscellaneous chemical products.	1.49		
		28	Inorganic chemicals; organic or inorganic compound	1.18		
		39	Plastics and articles thereof.	0.83		
		29	Organic chemicals.	0.47		
		32	Tanning or dyeing extracts; tannins and their deri	0.45		
		17	Sugars and sugar confectionery.	0.35		
		30	Pharmaceutical products.	0.32		
		31	Fertilisers.	0.31		
		76	Aluminium and articles thereof.	0.23		
		48	Paper and paperboard; articles of paper pulp, of p	0.20		
		73	Articles of iron or steel.	0.20		
		21	Miscellaneous edible preparations.	0.15		
		70	Glass and glassware.	0.11		
		40	Rubber and articles thereof.	0.11		
		34	Soap, organic surface-active agents, washing prepa	0.10		
		90	Optical, photographic, cinematographic, measuring,	0.07		
			4 digits			
			8701	Tractors (excl. Tractors of 87.09)	3.34	
			8471	Automatic data processing machines...; magnetic re	2.00	
			2710	Petroleum oils and oils obtained from bituminous m	1.51	
			3808	Insecticides, rodenticides... And similar products	1.24	
			8443	Printing machinery; machines for uses ancillary to	1.03	
			8704	Motor vehicles for the transport of goods	0.99	
			8429	Self-propelled bulldozers, angledozers, graders, l	0.92	
		8703	Motor cars and other motor vehicles for the transp	0.83		
		8504	Electrical transformers, static converters and ind	0.79		
		8413	Pumps for liquids; liquid elevators	0.59		
		8479	Machines and mechanical appliances, having individ	0.57		
		8716	Trailers and semi-trailers; other vehicles, not ma	0.54		
		8502	Electric generating sets and rotary converters	0.46		
		3907	Polyethers and epoxide resins; polyesters, in prim	0.46		
		8430	Earth moving... Machinery, nes; pile-drvers/extrac	0.45		
		2805	Alkali or alkaline-earth metals; rare-earth metals	0.40		
		2834	Nitrites; nitrates	0.36		
	8422	Dish washing machines; machinery for cleaning...	0.35			
	8517	Electrical apparatus for line telephony or line te	0.34			
	3204	Synthetic organic colouring matter and preparation	0.27			
Kenya	Rwanda	2 digits				
		27	Mineral fuels, mineral oils and products of their	5.43		
		84	Nuclear reactors, boilers, machinery and mechanica	1.60		
		85	Electrical machinery and equipment and parts there	0.87		
		87	Vehicles other than railway or tramway rolling-sto	0.53		
		70	Glass and glassware.	0.31		
		39	Plastics and articles thereof.	0.25		
		33	Essential oils and resinoids; perfumery, cosmetic	0.18		
		48	Paper and paperboard; articles of paper pulp, of p	0.17		
		73	Articles of iron or steel.	0.15		
		40	Rubber and articles thereof.	0.14		
		22	Beverages, spirits and vinegar.	0.12		
		38	Miscellaneous chemical products.	0.11		
		94	Furniture; bedding, mattresses, mattress supports,	0.09		
		49	Printed books, newspapers, pictures and other prod	0.08		
		34	Soap, organic surface-active agents, washing prepa	0.08		
		32	Tanning or dyeing extracts; tannins and their deri	0.08		
28	Inorganic chemicals; organic or inorganic compound	0.07				
63	Other made up textile articles; sets; worn clothin	0.06				
72	Iron and steel.	0.05				
96	Miscellaneous manufactured articles.	0.05				

Table 8a: Intra-EAC Re-Exports of the major twenty products, 2011 (US\$, million)

Partner states	Country of destination	Hs Level	Description of Goods	values	
Kenya	Rwanda	4 digits			
		2710	Petroleum oils and oils obtained from bituminous m	5.01	
		8471	Automatic data processing machines...; magnetic re	0.56	
		2711	Petroleum gases and other gaseous hydrocarbons	0.41	
		8517	Electrical apparatus for line telephony or line te	0.31	
		8429	Self-propelled bulldozers, angledozers, graders, l	0.30	
		7005	Float glass and surface ground or polished glass,	0.29	
		8704	Motor vehicles for the transport of goods	0.26	
		8701	Tractors (excl. Tractors of 87.09)	0.17	
		8418	Refrigerators, freezers, etc; heat pumps (excl. Ai	0.15	
		8472	Other office machines (incl. Hectograph... Duplica	0.15	
		4011	New pneumatic tyres, of rubber	0.14	
		3306	Preparations for oral or dental hygiene (incl. Den	0.13	
		8413	Pumps for liquids; liquid elevators	0.12	
		8502	Electric generating sets and rotary converters	0.10	
		4802	Uncoated paper..., for writing... In rolls or shee	0.10	
		3907	Polyethers and epoxide resins; polyesters, in prim	0.09	
		4901	Printed books, brochures, leaflets and similar pri	0.08	
		8507	Electric accumulators (incl. Separators therefor)	0.08	
	8504	Electrical transformers, static converters and ind	0.08		
	8432	Machinery for soil preparation/cultivation; lawn/s	0.07		
		Burundi	2 digits		
			27	Mineral fuels, mineral oils and products of their	0.82
			84	Nuclear reactors, boilers, machinery and mechanica	0.73
			22	Beverages, spirits and vinegar.	0.69
			85	Electrical machinery and equipment and parts there	0.36
			31	Fertilisers.	0.09
			15	Animal or vegetable fats and oils and their cleava	0.05
			73	Articles of iron or steel.	0.05
			21	Miscellaneous edible preparations.	0.04
			72	Iron and steel.	0.03
			87	Vehicles other than railway or tramway rolling-sto	0.02
			90	Optical, photographic, cinematographic, measuring,	0.01
			28	Inorganic chemicals; organic or inorganic compound	0.01
			32	Tanning or dyeing extracts; tannins and their deri	0.01
		39	Plastics and articles thereof.	0.00	
		64	Footwear, gaiters and the like; parts of such arti	0.00	
		38	Miscellaneous chemical products.	0.00	
		95	Toys, games and sports requisites; parts and acces	0.00	
		44	Wood and articles of wood; wood charcoal.	0.00	
		76	Aluminium and articles thereof.	0.00	
		34	Soap, organic surface-active agents, washing prepa	0.00	
			4 digits		
		2204	Wine of fresh grapes, (incl. Fortified wines); oth	0.55	
		2711	Petroleum gases and other gaseous hydrocarbons	0.40	
		2710	Petroleum oils and oils obtained from bituminous m	0.40	
		8429	Self-propelled bulldozers, angledozers, graders, l	0.27	
		8517	Electrical apparatus for line telephony or line te	0.17	
		8502	Electric generating sets and rotary converters	0.15	
		2208	Undenatured ethyl alcohol of an alcoholic strength	0.13	
		8436	Other agricultural... Forestry machinery; poultry	0.12	
		8471	Automatic data processing machines...; magnetic re	0.12	
		3104	Mineral or chemical fertilizers, potassic	0.09	
		8415	Air conditioning machines	0.06	
		1511	Palm oil and its fractions wheather or not refined	0.05	
		8443	Printing machinery; machines for uses ancillary to	0.05	
		7311	Containers for compressed or liquified gas, of iro	0.05	
		8413	Pumps for liquids; liquid elevators	0.04	
		2106	Food preparations not elsewhere specified or inclu	0.04	
		7213	Iron/steel bars androds, hot-rolled, in irregularl	0.03	
		8430	Earth moving... Machinery, nes; pile-drivers/extrac	0.03	
		2713	Petroleum coke, bitumen and other residues of petr	0.02	
		8703	Motor cars and other motor vehicles for the transp	0.02	

Table 8a: Intra-EAC Re-Exports of the major twenty products, 2011 (US\$, million)

Partner states	Country of destination	Hs Level	Description of Goods	values
Tanzania	Kenya	2 digits		
		84	Nuclear Reactors, Boilers, Mchy & Mech Appliance; Parts	1.87
		87	Vehicles O/T Railw/Tranw Rool-Stock, Pts & Accessories	0.71
		63	Other Made Up Textile Articles; Sets; Worn Clothing Etc	0.48
		85	Electrical Mchy Equip Parts Thereof; Sound Recorder Etc	0.22
		73	Articles Of Iron And Steel	0.21
		76	Aluminium And Articles Thereof	0.16
		64	Footwear, Gaiters And The Like; Parts Of Such Articles	0.10
		90	Optical, Photo, Cine, Meas, Checking, Precision, Etc	0.08
		04	Dairy Prod; Birds' Eggs; Natural Honey; Edible Prod Nes	0.07
		20	Prep Of Vegetable, Fruit, Nuts Or Other Parts Of Plants	0.04
		10	Cereals	0.04
		36	Explosives; Pyrotechnic Prod; Matches; Pyro Alloy; Etc	0.03
		39	Plastics And Articles Thereof	0.03
		94	Furniture; Bedding, Mattress, Matt Support, Cushion Etc	0.02
		38	Miscellaneous Chemical Products	0.02
		27	Mineral Fuels, Oils & Product Of Their Distillation; Etc	0.01
		95	Toys, Games & Sports Requisites; Parts & Access Thereof	0.01
		97	Works Of Art, Collectors' Pieces And Antiques	0.00
	92	Musical Instruments; Parts And Access Of Such Articles	0.00	
	83	Miscellaneous Articles Of Basee Metal	0.00	
		4 digits		
	8426	Derricks; Cranes; Mobile Lifting Frames... Trucks Fitted With A Crane	1.37	
	6306	Tarpaulins, Etc; Tents; Sails; Camping Equipment	0.32	
	8705	Special Purpose Motor Vehicles (Eg Crane, Fire-Fighting, Etc, Vehicles)	0.24	
	8425	Pulley Tackle And Hoists; Winches And Capstans; Jacks	0.22	
	7310	Tanks, Casks, Drums, Cans... (Excl. For Gas) Of Iron Or Steel, <300 L	0.20	
	8703	Motor Cars And Other Motor Vehicles For The Transport Of Persons	0.16	
	7615	Table, Kitchen, Household And Sanitary Articles... Of Aluminium	0.16	
	6301	Blanketsand Travelling Rugs	0.16	
	8716	Trailers And Semi-Trailers; Other Vehicles, Not Machanically Propelled	0.14	
	8429	Self-Propelled Bulldozers, Angledozer, Graders, Levellers, Etc	0.10	
	8702	Public-Transport Type Passenger Motor Vehicles	0.10	
	8471	Automatic Data Processing Machines...; Magnetic Readers..., Nes	0.09	
	8504	Electrical Transformers, Static Converters And Inductors	0.08	
	402	Milk And Cream, Concentrated Or Sweetened	0.07	
	8704	Motor Vehicles For The Transport Of Goods	0.06	
	6402	Other Footwear With Outer Soles And Uppers Of Rubber Or Plastics	0.05	
	8502	Electric Generating Sets And Rotary Converters	0.05	
	9007	Cinematographic Cameras And Projectors	0.04	
	2009	Fruit Juices (Incl. Grape Must) And Vegetable Juices, Unfermented	0.04	
	1005	Maize(Corn)	0.04	
		Uganda	2 digits	
10	Cereals		4.19	
31	Fertilisers		1.84	
84	Nuclear Reactors, Boilers, Mchy & Mech Appliance; Parts		1.65	
39	Plastics And Articles Thereof		0.19	
87	Vehicles O/T Railw/Tranw Rool-Stock, Pts & Accessories		0.18	
27	Mineral Fuels, Oils & Product Of Their Distillation; Etc		0.18	
85	Electrical Mchy Equip Parts Thereof; Sound Recorder Etc		0.09	
19	Prep Of Cereal, Flour, Starch/Milk; Pastrycooks' Prod		0.01	
90	Optical, Photo, Cine, Meas, Checking, Precision, Etc		0.01	
22	Beverages, Spirits And Vinegar		0.01	
08	Edible Fruit And Nuts; Peel Of Citrus Fruit Or Melons		0.01	
01	Live Animals		0.00	
83	Miscellaneous Articles Of Basee Metal		0.00	
04	Dairy Prod; Birds' Eggs; Natural Honey; Edible Prod Nes	0.00		
94	Furniture; Bedding, Mattress, Matt Support, Cushion Etc	0.00		
73	Articles Of Iron And Steel	0.00		
63	Other Made Up Textile Articles; Sets; Worn Clothing Etc	0.00		
30	Pharmaceutical Products	0.00		
49	Printed Books, Newspapers, Pictures & Other Product Etc	0.00		
82	Tool, Implement, Cutlery, Spoon & Fork, Of Base Met Etc	0.00		

Table 8a: Intra-EAC Re-Exports of the major twenty products, 2011 (US\$, million)

Partner states	Country of destination	Hs Level	Description of Goods	values	
Tanzania	Uganda	4 digits			
		1001	Wheat And Meslin	4.19	
		8429	Self-Propelled Bulldozers, Angledozers, Graders, Levellers, Etc	0.95	
		8474	Machinery For Sorting..., Agglomerating... Earth, Stone, Ores, Etc	0.70	
		3104	Mineral Or Chemical Fertilizers, Potassic	0.70	
		3103	Mineral Or Chemical Fertilizers, Phosphatic	0.47	
		3102	Mineral Or Chemical Fertilizers, Nitrogenous	0.39	
		3105	Mineral Or Chemical Fertilizers, Nes; Other Fertilizers; Goods =<10Kg	0.28	
		2710	Petroleum Oils And Oils Obtained From Bituminous Minerals,Other Than Crude	0.18	
		3923	Articles For Conveyance Or Packing Of Goods, Of Plastics	0.17	
		8704	Motor Vehicles For The Transport Of Goods	0.12	
		8528	Television Receivers (Incl. Video Monitors And Video Projectors)	0.04	
		8505	Electro-Magnets; Permanent Magnets; Electro/Permanent Magnet Chucks...	0.03	
		8711	Motocycles (Incl. Mopeds) And Cycles Fitted With An Auxiliary Motor	0.03	
		8541	Diodes, Transistors, Etc; Photosensitive Devices; Light Emitting Diodes	0.02	
		8708	Parts And Accessories Of The Motor Vehicles Of 87.01 To 87.05	0.02	
		3919	Self-Adhesive Plates, Foil, Tape, Strip... Of Plastics	0.02	
		8703	Motor Cars And Other Motor Vehicles For The Transport Of Persons	0.01	
		1902	Pasta, Such As Spaghetti, Macaroni, Noodles, Lasagne, Etc; Couscous	0.01	
	9015	Surveying, Hydrographic, Oceanographic... Instruments/Appliances, Nes	0.01		
	0808	Apples, Pears And Quinces, Fresh	0.01		
	Burundi	2 digits	31	Fertilisers	7.81
			11	Prod Mill Indust; Malt; Starches; Insulin; Wheat Gluten	0.12
			27	Mineral Fuels, Oils & Product Of Their Distillation; Etc	0.10
			84	Nuclear Reactors, Boilers, Mchy & Mech Appliance; Parts	0.08
			39	Plastics And Articles Thereof	0.05
			85	Electrical Mchy Equip Parts Thereof; Sound Recorder Etc	0.03
			38	Miscellaneous Chemical Products	0.02
			87	Vehicles O/T Railw/Tranw Rool-Stock, Pts & Accessories	0.01
			36	Explosives; Pyrotechnic Prod; Matches; Pyro Alloy; Etc	0.01
			69	Ceramic Products	0.00
			28	Inorgn Chem; Compds Of Prec Met, Radioact Elements Etc	0.00
			90	Optical, Photo, Cine, Meas, Checking, Precision, Etc	0.00
			96	Miscellaneous Manufactured Articles	0.00
		64	Footwear, Gaiters And The Like; Parts Of Such Articles	0.00	
		42	Articles Of Leather; Saddlery/Harness; Travel Goods Etc	0.00	
		76	Aluminium And Articles Thereof	0.00	
		70	Glass And Glassware	0.00	
		52	Cotton	0.00	
82		Tool, Implement, Cutlery, Spoon & Fork, Of Base Met Etc	0.00		
17		Sugars And Sugar Confectionery	0.00		
4 digits		3102	Mineral Or Chemical Fertilizers, Nitrogenous	7.53	
		3104	Mineral Or Chemical Fertilizers, Potassic	0.22	
		1103	Cereal Groats, Meal And Pellets	0.12	
		3105	Mineral Or Chemical Fertilizers, Nes; Other Fertilizers; Goods =<10Kg	0.05	
		2710	Petroleum Oils And Oils Obtained From Bituminous Minerals,Other Than Crude	0.05	
		2712	Petroleum Jelly; Paraffin Wax... And Other Mineral Waxes, Etc	0.05	
		3901	Polymers Of Ethylene, In Primary Forms	0.05	
		8419	Non-Domestic Heating/Cooling Equipment, Nes; Non-Electric Water Heaters	0.02	
		8413	Pumps For Liquids; Liquid Elevators	0.02	
		8502	Electric Generating Sets And Rotary Converters	0.02	
	3816	Refractory Cements,Mortar, Concretes	0.02		
	8448	Machinery Auxiliary To That Of 84.44, 84.45, 84.46, 84.47; Parts	0.01		
	3602	Prepared Explosives	0.01		
	8714	Parts And Accessories Of Vehicles Of 87.11 To 87.13	0.01		
	8435	Presses, Crushers, Etc, For Making Wine, Cider, Fruit Juices, Etc	0.01		
	8528	Television Receivers (Incl. Video Monitors And Video Projectors)	0.01		
	8437	Machines For Cleaning... Seed...; Milling... Machinery	0.01		
8501	Electric Motors And Generators (Excl. Generating Sets)	0.00			
8412	Other Engines And Motors	0.00			
6912	Ceramic Tableware, Kitchenware Excl.Porcelain Or China	0.00			

Table 8a: Intra-EAC Re-Exports of the major twenty products, 2011 (US\$, million)

Partner states	Country of destination	Hs Level	Description of Goods	values		
Tanzania	Rwanda	2 digits				
		31	Fertilisers	21.07		
		10	Cereals	8.38		
		87	Vehicles O/T Railw/Tranw Rool-Stock, Pts & Accessories	1.13		
		84	Nuclear Reactors, Boilers, Mchy & Mech Appliance; Parts	0.83		
		36	Explosives; Pyrotechnic Prod; Matches; Pyro Alloy; Etc	0.46		
		69	Ceramic Products	0.41		
		85	Electrical Mchy Equip Parts Thereof; Sound Recorder Etc	0.38		
		72	Iron And Steel	0.14		
		27	Mineral Fuels, Oils & Product Of Their Distillation; Etc	0.12		
		17	Sugars And Sugar Confectionery	0.07		
		70	Glass And Glassware	0.04		
		53	Other Vegetable Textile Fibres; Paper Yarn & Woven Fab	0.04		
		37	Photographic Or Cinematographic Goods	0.04		
		73	Articles Of Iron And Steel	0.03		
		48	Paper & Paperboard; Art Of Paper Pulp, Paper/Paperboard	0.03		
		22	Beverages, Spirits And Vinegar	0.02		
		39	Plastics And Articles Thereof	0.02		
		20	Prep Of Vegetable, Fruit, Nuts Or Other Parts Of Plants	0.02		
		21	Miscellaneous Edible Preparations	0.02		
		33	Essential Oils & Resinoids; Perf, Cosmetic/Toilet Prep	0.01		
				4 digits		
				3105	Mineral Or Chemical Fertilizers, Nes; Other Fertilizers; Goods =<10Kg	16.69
				1001	Wheat And Meslin	8.38
				3102	Mineral Or Chemical Fertilizers, Nitrogenous	4.38
				8704	Motor Vehicles For The Transport Of Goods	1.05
				3602	Prepared Explosives	0.46
				8429	Self-Propelled Bulldozers, Angledozer, Graders, Levellers, Etc	0.37
				8474	Machinery For Sorting..., Agglomerating... Earth, Stone, Ores, Etc	0.35
				6904	Ceramic Building Bricks, Flooring Blocks, Support Or Filler Tiles, Etc	0.31
				8517	Electrical Apparatus For Line Telephony Or Line Telegraphy	0.16
				8506	Primary Cells And Primary Batteries	0.13
				2714	Bitumen And Asphalt, Natural; Bituminous Or Oil Shale...; Asphaltites...	0.11
		6907	Unglazed Ceramic Flags, Paving, Hearth Or Wall Tiles; Mozaic Cubes, Etc	0.10		
		7204	Ferrous Waste And Scrap; Remelting Scrap Ingots Of Iron Or Steel	0.07		
		7214	Iron/Steel Bars And Rods, Forged, Etc (Incl. Twisted), Uncoiled	0.07		
		8716	Trailers And Semi-Trailers; Other Vehicles, Not Machanically Propelled	0.07		
		8431	Parts Suitable For Use With The Machinery Of 84.25 To 84.30	0.04		
		5308	Yarn Of Other Vegetable Textile Fibres; Paper Yarn	0.04		
		1704	Sugar Confectionery (Incl. White Chocolate), Not Containing Cocoa	0.04		
		7004	Drawn/Blown Glass, In Sheets, Not Otherwise Worked	0.04		
		8540	Thermionic, Cold Cathode Or Photocathode Valves And Tubes	0.04		
Burundi	Kenya	2 digits				
		79	Zinc And Articles Thereof	0.0		
		72	Iron And Steel	0.1		
		76	Aluminium And Articles Thereof	0.0		
		84	Nuclear Reactors, Boiliers, Mchy & Mech Appliance; Parts	0.0		
		90	Optical, Photo, Cine, Meas, Checking, Precision, Etc	0.0		
				4 digits		
				7204	Ferrous Waste And Scrap; Remelting Scrap Ingots Of Iron Or Steel	0.09
				7602	Aluminium Waste And Scrap	0.00
				7902	Zinc Waste And Scrap	0.00
				8472	Other Office Machines (Incl. Hectograph... Duplicating Machines...)	0.00
			8479	Machines And Mechanical Appliances, Having Individual Functions, Nes	0.00	
			9031	Measuring Or Checking Instruments, Appliances And Machines, Nes	0.00	
		Tanzania	2 digits			
			72	Iron And Steel	0.99	
			85	Electrical Mchy Equip Parts Thereof; Sound Recorder Etc	0.00	
			79	Zinc And Articles Thereof	0.01	
			87	Vehicles O/T Railw/Tramw Roll-Stock, Pts & Accessories	0.00	
		84	Nuclear Reactors, Boiliers, Mchy & Mech Appliance; Parts	0.00		
			4 digits			
			7204	Ferrous Waste And Scrap; Remelting Scrap Ingots Of Iron Or Steel	0.99	
		8430	Earth Moving... Machinery, Nes; Pile-Drvers/Extractors; Snow-Ploughs	0.00		
		8431	Parts Suitable For Use With The Machinery Of 84.25 To 84.30	0.00		
		8504	Electrical Transformers, Static Converters And Inductors	0.00		
	Uganda	2 digits				
		72	Iron And Steel	0.91		
		84	Nuclear Reactors, Boiliers, Mchy & Mech Appliance; Parts	0.00		
		85	Electrical Mchy Equip Parts Thereof; Sound Recorder Etc	0.00		
		79	Zinc And Articles Thereof	0.00		
		31	Fertilisers	0.00		
		70	Glass And Glassware	0.00		
			4 digits			
			7204	Ferrous Waste And Scrap; Remelting Scrap Ingots Of Iron Or Steel	0.91	
			7002	Glass In Balls, Rods Or Tubes, Unworked	0.00	
		8478	Machinery For Preparing Or Making Up Tobacco, Nes	0.00		
		8504	Electrical Transformers, Static Converters And Inductors	0.00		
		3105	Mineral Or Chemical Fertilizers, Nes; Other Fertilizers; Goods =<10Kg	0.00		
		7210	Rolled Iron Or Non-Alloy Steel, >=600Mm Wide, Clad, Plated Or Coated	0.00		
		7010	Carboys, Bottles, Flasks... Ampoules, Etc; Stoppers, Lids..., Of Glass	0.00		

Source: Partner States' Revenue Authorities

Table 8b: Intra-EAC Re-Exports of the major twenty products, 2012 (US\$, million)

Partner states	Country of destination	Hs Level	Description of Goods	values	
Uganda	Kenya	2 digits			
		70	Glass and glassware.	11.83	
		39	Plastics and articles thereof.	7.35	
		87	Vehicles other than railway or tramway rolling-stock, and parts and accessories thereof.	5.19	
		90	Optical, photographic, cinematographic, measuring, checking, precision, medical or surgical instruments	5.18	
		84	Nuclear reactors, boilers, machinery and mechanical appliances; parts thereof.	4.72	
		85	Electrical machinery and equipment and parts thereof; sound recorders and reproducers	2.88	
		63	Other made up textile articles; sets; worn clothing and worn textile articles; rags.	0.64	
		21	Miscellaneous edible preparations.	0.16	
		38	Miscellaneous chemical products.	0.16	
		36	Explosives; pyrotechnic products; matches; pyrophoric alloys; certain combustible preparations.	0.16	
		33	Essential oils and resinoids; perfumery, cosmetic or toilet preparations.	0.15	
		30	Pharmaceutical products.	0.15	
		22	Beverages, spirits and vinegar.	0.14	
		76	Aluminium and articles thereof.	0.14	
		83	Miscellaneous articles of base metal.	0.11	
		15	Animal or vegetable fats and oils and their cleavage products; prepared edible fats	0.11	
		79	Zinc and articles thereof.	0.08	
		72	Iron and steel.	0.08	
		82	Tools, implements, cutlery, spoons and forks, of base metal; parts thereof of base metal.	0.07	
		94	Furniture; bedding, mattresses, mattress supports, cushions and similar stuffed furnishings	0.07	
			4 digits		
			7010	Carboys, bottles, flasks... Ampoules, etc; stoppers, lids..., of glass	11.82
			3923	Articles for conveyance or packing of goods, of plastics	7.11
			9015	Surveying, hydrographic, oceanographic... Instruments/appliances, nes	5.17
			8431	Parts suitable for use with the machinery of 84.25 to 84.30	1.72
			8705	Special purpose motor vehicles (eg crane, fire-fighting, etc, vehicles)	1.67
			8704	Motor vehicles for the transport of goods	1.38
			8703	Motor cars and other motor vehicles for the transport of persons	1.13
		8504	Electrical transformers, static converters and inductors	1.02	
		8471	Automatic data processing machines...; magnetic readers..., nes	0.76	
		8430	Earth moving... Machinery, nes; pile-drivers/extractors; snow-ploughs	0.71	
		8503	Parts suitable for use solely with machines of heading 8501 or 8502	0.60	
		8701	Tractors (excl. Tractors of 87.09)	0.41	
		8517	Electrical apparatus for line telephony or line telegraphy	0.34	
		6302	Bed linen, table linen, toilet linen and kitchen linen	0.34	
		8702	Public-transport type passenger motor vehicles	0.30	
		8429	Self-propelled bulldozers, angledozers, graders, levellers, etc	0.30	
		8525	Radio-communication/television transmission apparatus; tv cameras	0.29	
		6309	Worn clothing	0.27	
		8408	Compression-ignition internal combustion piston engines (diesel...)	0.23	
		8474	Machinery for sorting..., agglomerating... Earth, stone, ores, etc	0.23	
		Tanzania	2 digits		
			87	Vehicles other than railway or tramway rolling-stock, and parts and accessories thereof.	4.65
			84	Nuclear reactors, boilers, machinery and mechanical appliances; parts thereof.	4.10
			85	Electrical machinery and equipment and parts thereof; sound recorders and reproducers	3.08
			90	Optical, photographic, cinematographic, measuring, checking, precision, medical or surgical instruments	1.57
		73	Articles of iron or steel.	0.83	
		30	Pharmaceutical products.	0.52	
		17	Sugars and sugar confectionery.	0.27	
		63	Other made up textile articles; sets; worn clothing and worn textile articles; rags.	0.25	
		33	Essential oils and resinoids; perfumery, cosmetic or toilet preparations.	0.25	
		21	Miscellaneous edible preparations.	0.23	
		12	Oil seeds and oleaginous fruits; miscellaneous grains, seeds and fruit; industrial or medicinal plants	0.16	
		64	Footwear, gaiters and the like; parts of such articles.	0.13	
		38	Miscellaneous chemical products.	0.12	
		40	Rubber and articles thereof.	0.11	
		89	Ships, boats and floating structures.	0.10	
		28	Inorganic chemicals; organic or inorganic compounds of precious metals, of rare-earth metals	0.06	
		39	Plastics and articles thereof.	0.05	
		61	Articles of apparel and clothing accessories, knitted or crocheted.	0.04	
		82	Tools, implements, cutlery, spoons and forks, of base metal; parts thereof of base metal.	0.04	
		25	Salt; sulphur; earths and stone; plastering materials, lime and cement.	0.04	

Table 8b: Intra-EAC Re-Exports of the major twenty products, 2012 (US\$, million)

Partner states	Country of destination	Hs Level	Description of Goods	values	
Uganda	Tanzania	4 digits			
		8517	Electrical apparatus for line telephony or line telegraphy	2.22	
		8704	Motor vehicles for the transport of goods	2.09	
		8474	Machinery for sorting..., agglomerating... Earth, stone, ores, etc	1.74	
		8703	Motor cars and other motor vehicles for the transport of persons	1.73	
		9015	Surveying, hydrographic, oceanographic... Instruments/appliances, nes	1.48	
		8431	Parts suitable for use with the machinery of 84.25 to 84.30	0.80	
		8429	Self-propelled bulldozers, angledozers, graders, levellers, etc	0.70	
		8702	Public-transport type passenger motor vehicles	0.56	
		3004	Medicaments of mixed or unmixed products, for retail sale	0.45	
		7311	Containers for compressed or liquified gas, of iron or steel	0.43	
		7307	Tube or pipe fittings of iron or steel	0.36	
		1701	Cane or beet sugar and chemically pure sucrose, in solid form	0.27	
		8428	Other lifting, handling, loading or unloading machinery	0.23	
		2106	Food preparations not elsewhere specified or included	0.23	
		8701	Tractors (excl. Tractors of 87.09)	0.19	
		8525	Radio-communication/television transmission apparatus; tv cameras	0.18	
		1208	Flours and meals of oil seeds or oleaginous fruits (excl. Mustard)	0.16	
		8544	Insulated wire, cable, etc; optical fibre cables	0.15	
	6309	Worn clothing	0.14		
	3304	Beauty, make-up, skin-care (incl. Suntan), manicure... Preparations	0.12		
	Rwanda	2 digits	17	Sugars and sugar confectionery.	15.64
			72	Iron and steel.	3.01
			10	Cereals.	2.67
			87	Vehicles other than railway or tramway rolling-stock, and parts and accessories thereof.	2.28
			15	Animal or vegetable fats and oils and their cleavage products; prepared edible fats	1.84
			34	Soap, organic surface-active agents, washing preparations, lubricating preparations, artificial waxes	1.48
			84	Nuclear reactors, boilers, machinery and mechanical appliances; parts thereof.	1.22
			25	Salt; sulphur; earths and stone; plastering materials, lime and cement.	1.15
			27	Mineral fuels, mineral oils and products of their distillation; bituminous substances; mineral waxes.	1.03
			36	Explosives; pyrotechnic products; matches; pyrophoric alloys; certain combustible preparations.	0.94
			85	Electrical machinery and equipment and parts thereof; sound recorders and reproducers	0.66
			20	Preparations of vegetables, fruit, nuts or other parts of plants.	0.49
			19	Preparations of cereals, flour, starch or milk; pastrycooks' products.	0.48
			11	Products of the milling industry; malt; starches; inulin; wheat gluten.	0.39
			40	Rubber and articles thereof.	0.38
		48	Paper and paperboard; articles of paper pulp, of paper or of paperboard.	0.33	
		21	Miscellaneous edible preparations.	0.33	
		22	Beverages, spirits and vinegar.	0.32	
39		Plastics and articles thereof.	0.31		
76		Aluminium and articles thereof.	0.29		
4 digits		1701	Cane or beet sugar and chemically pure sucrose, in solid form	15.48	
		1006	Rice	2.33	
		7210	Rolled iron or non-alloy steel, >=600mm wide, clad, plated or coated	2.28	
		2501	Salt/pure sodium chloride whether or not cont ant-caking agents; seawater	1.14	
		3402	Non-soap surface-active agents; washing preparations in powder, liquid etc	1.09	
		8703	Motor cars and other motor vehicles for the transport of persons	1.03	
		1511	PalM oil and its fractions wheather or not refined not chemically modified	1.00	
		8704	Motor vehicles for the transport of goods	0.97	
		3602	Prepared explosives	0.80	
		1517	Margarine; edible preparations of animal or vegetable fats or oils, nes	0.79	
	2710	Petroleum oils and oils obtained from bituminous minerals, other than crude	0.78		
	2002	Tomatoes prepared or preserved otherwise than by vinegar or acetic acid	0.49		
	1905	Bread, pastry, cakes, etc; communion wafers, rice paper, etc	0.48		
	7214	Iron/steel bars and rods, forged, etc (incl. Twisted), uncoiled	0.38		
	4011	New pneumatic tyres, of rubber	0.35		
8471	Automatic data processing machines...; magnetic readers..., nes	0.35			
1001	Wheat and meslin	0.33			
5512	Woven fabrics of >=85% synthetic staple fibres	0.25			
7208	Hot-rolled iron or non-alloy steel, >=600mm wide	0.24			
7606	Aluminium plates, sheets and strip, >0.2mm thick	0.24			

Table 8b: Intra-EAC Re-Exports of the major twenty products, 2012 (US\$, million)

Partner states	Country of destination	Hs Level	Description of Goods	values		
Uganda	Burundi	2 digits				
		10	Cereals.	5.02		
		55	Man-made staple fibres.	0.83		
		33	Essential oils and resinoids; perfumery, cosmetic or toilet preparations.	0.70		
		52	Cotton.	0.59		
		87	Vehicles other than railway or tramway rolling-stock, and parts and accessories thereof.	0.55		
		72	Iron and steel.	0.54		
		15	Animal or vegetable fats and oils and their cleavage products; prepared edible fats	0.53		
		84	Nuclear reactors, boilers, machinery and mechanical appliances; parts thereof.	0.49		
		22	Beverages, spirits and vinegar.	0.43		
		39	Plastics and articles thereof.	0.18		
		27	Mineral fuels, mineral oils and products of their distillation; bituminous substances; mineral waxes.	0.18		
		30	Pharmaceutical products.	0.16		
		34	Soap, organic surface-active agents, washing preparations, lubricating preparations	0.15		
		85	Electrical machinery and equipment and parts thereof; sound recorders and reproducers	0.15		
		29	Organic chemicals.	0.14		
		21	Miscellaneous edible preparations.	0.14		
		76	Aluminium and articles thereof.	0.12		
		54	Man-made filaments.	0.12		
		36	Explosives; pyrotechnic products; matches; pyrophoric alloys; certain combustible preparations.	0.12		
		63	Other made up textile articles; sets; worn clothing and worn textile articles; rags.	0.12		
				4 digits		
				1006	Rice	4.99
				5512	Woven fabrics of >=85% synthetic staple fibres	0.66
				3306	Preparations for oral or dental hygiene (incl. Denture fixative)	0.62
				5208	Woven fabrics of cotton, with >=85% cotton, but <200g/m2	0.56
				1517	Margarine; edible preparations of animal or vegetable fats or oils, nes	0.36
				8704	Motor vehicles for the transport of goods	0.29
				7210	Rolled iron or non-alloy steel, >=600mm wide, clad, plated or coated	0.26
				7214	Iron/steel bars and rods, forged, etc (incl. Twisted), uncoiled	0.22
				2207	Ethyl alcohol, undenatured of >=80% alcohol, denatured spirits	0.19
				2712	Petroleum jelly; paraffin wax... And other mineral waxes, etc	0.18
				8471	Automatic data processing machines...; magnetic readers..., nes	0.17
				1511	Palm oil and its fractions wheather or not refined not chemically modified	0.16
				3004	Medicaments of mixed or unmixed products, for retail sale	0.16
				8703	Motor cars and other motor vehicles for the transport of persons	0.14
				3901	Polymers of ethylene, in primary forms	0.13
				7604	Aluminium bars, rods and profiles	0.12
				5407	Woven fabrics of synthetic filament yarn	0.12
		3605	Matches, other than pyrotechnic articles of heading no 3604	0.12		
		8437	Machines for cleaning... Seed...; milling... Machinery	0.11		
		2106	Food preparations not elsewhere specified or included	0.10		
Kenya	Uganda	2 digits				
		27	Mineral fuels, mineral oils and products of their	48.00		
		84	Nuclear reactors, boilers, machinery and mechanica	9.75		
		87	Vehicles other than railway or tramway rolling-sto	9.47		
		31	Fertilisers.	9.40		
		30	Pharmaceutical products.	5.33		
		39	Plastics and articles thereof.	4.31		
		28	Inorganic chemicals; organic or inorganic compound	4.07		
		85	Electrical machinery and equipment and parts there	3.99		
		38	Miscellaneous chemical products.	3.97		
		15	Animal or vegetable fats and oils and their cleava	2.62		
		10	Cereals.	1.89		
		19	Preparations of cereals, flour, starch or milk; pa	1.82		
		07	Edible vegetables and certain roots and tubers.	1.77		
		29	Organic chemicals.	1.57		
		21	Miscellaneous edible preparations.	1.28		
		34	Soap, organic surface-active agents, washing prepa	1.17		
		64	Footwear, gaiters and the like; parts of such arti	1.12		
		36	Explosives; pyrotechnic products; matches; pyropho	0.92		
		33	Essential oils and resinoids; perfumery, cosmetic	0.85		
20	Preparations of vegetables, fruit, nuts or other p	0.62				

Table 8b: Intra-EAC Re-Exports of the major twenty products, 2012 (US\$, million)

Partner states	Country of destination	Hs Level	Description of Goods	values	
Kenya	Uganda	4 digits	2710 Petroleum oils and oils obtained from bituminous m	44.04	
			3004 Medicaments of mixed or unmixed products, for reta	4.93	
			2711 Petroleum gases and other gaseous hydrocarbons	3.83	
			8471 Automatic data processing machines...; magnetic re	3.70	
			3102 Mineral or chemical fertilizers, nitrogenous	3.66	
			8703 Motor cars and other motor vehicles for the transp	3.60	
			8701 Tractors (excl. Tractors of 87.09)	3.49	
			3105 Mineral or chemical fertilizers, nes; other fertil	3.40	
			3907 Polyethers and epoxide resins; polyesters, in prim	3.17	
			3808 Insecticides, rodenticides... And similar products	3.11	
			1511 Palm oil and its fractions wheather or not refined	2.53	
			2834 Nitrites; nitrates	2.03	
			713 Dried leguminous vegetables, shelled	1.77	
			1901 Malt extract; food preparations of flour, etc , ne	1.75	
			8704 Motor vehicles for the transport of goods	1.58	
			3103 Mineral or chemical fertilizers, phosphatic	1.56	
			1005 Maize(corn)	1.54	
			2106 Food preparations not elsewhere specified or inclu	1.24	
			8517 Electrical apparatus for line telephony or line te	1.04	
	8418 Refrigerators, freezers, etc; heat pumps (excl. Ai	1.01			
	Tanzania	2 digits	30	Pharmaceutical products.	23.56
				84 Nuclear reactors, boilers, machinery and mechanica	14.07
				27 Mineral fuels, mineral oils and products of their	8.79
				38 Miscellaneous chemical products.	4.56
				87 Vehicles other than railway or tramway rolling-sto	4.27
				85 Electrical machinery and equipment and parts there	2.86
				31 Fertilisers.	1.97
				28 Inorganic chemicals; organic or inorganic compound	1.60
				39 Plastics and articles thereof.	1.33
				73 Articles of iron or steel.	0.85
				29 Organic chemicals.	0.78
				76 Aluminium and articles thereof.	0.50
				33 Essential oils and resinoids; perfumery, cosmetic	0.47
				90 Optical, photographic, cinematographic, measuring,	0.46
				32 Tanning or dyeing extracts; tannins and their deri	0.37
		19 Preparations of cereals, flour, starch or milk; pa	0.37		
		36 Explosives; pyrotechnic products; matches; pyropho	0.34		
		40 Rubber and articles thereof.	0.27		
		34 Soap, organic surface-active agents, washing prepa	0.22		
35 Albuminoidal substances; modified starches; glues;		0.22			
4 digits		3004	Medicaments of mixed or unmixed products, for reta	23.53	
			2710 Petroleum oils and oils obtained from bituminous m	8.54	
			8443 Printing machinery; machines for uses ancillary to	4.00	
			3808 Insecticides, rodenticides... And similar products	3.92	
			8431 Parts suitable for use with the machinery of 84.25	3.30	
			3102 Mineral or chemical fertilizers, nitrogenous	1.63	
			8418 Refrigerators, freezers, etc; heat pumps (excl. Ai	1.53	
			8471 Automatic data processing machines...; magnetic re	1.29	
			8429 Self-propelled bulldozers, angledozers, graders, l	1.23	
			8716 Trailers and semi-trailers; other vehicles, not ma	1.14	
	8703 Motor cars and other motor vehicles for the transp		1.14		
	8701 Tractors (excl. Tractors of 87.09)		0.94		
	8517 Electrical apparatus for line telephony or line te		0.81		
	8704 Motor vehicles for the transport of goods		0.76		
	3907 Polyethers and epoxide resins; polyesters, in prim		0.59		
7304 Tubes, pipes and hollow profiles, seamless, of iro	0.55				
2833 Sulphates; alums; peroxosulphates (persulphates)	0.52				
8413 Pumps for liquids; liquid elevators	0.48				
7605 Aluminium wire	0.48				
3306 Preparations for oral or dental hygiene (incl. Den	0.41				

Table 8b: Intra-EAC Re-Exports of the major twenty products, 2012 (US\$, million)

Partner states	Country of destination	Hs Level	Description of Goods	values		
Kenya	Rwanda	2 digits				
		31	Fertilisers.	5.75		
		27	Mineral fuels, mineral oils and products of their	5.43		
		30	Pharmaceutical products.	4.42		
		84	Nuclear reactors, boilers, machinery and mechanica	2.92		
		85	Electrical machinery and equipment and parts there	1.76		
		90	Optical, photographic, cinematographic, measuring,	0.94		
		28	Inorganic chemicals; organic or inorganic compound	0.64		
		15	Animal or vegetable fats and oils and their cleava	0.54		
		70	Glass and glassware.	0.50		
		40	Rubber and articles thereof.	0.44		
		36	Explosives; pyrotechnic products; matches; pyropho	0.33		
		39	Plastics and articles thereof.	0.31		
		22	Beverages, spirits and vinegar.	0.28		
		33	Essential oils and resinoids; perfumery, cosmetic	0.23		
		94	Furniture; bedding, mattresses, mattress supports,	0.21		
		34	Soap, organic surface-active agents, washing prepa	0.20		
		19	Preparations of cereals, flour, starch or milk; pa	0.16		
		87	Vehicles other than railway or tramway rolling-sto	0.15		
		48	Paper and paperboard; articles of paper pulp, of p	0.14		
		25	Salt; sulphur; earths and stone; plastering materi	0.11		
				4 digits		
				3105	Mineral or chemical fertilizers, nes; other ferti	5.75
				2710	Petroleum oils and oils obtained from bituminous m	4.99
				3004	Medicaments of mixed or unmixed products, for reta	4.20
			8471	Automatic data processing machines...; magnetic re	0.98	
			8429	Self-propelled bulldozers, angledozers, graders, l	0.81	
			9018	Instruments and appliances used in medical, surgic	0.66	
			2815	Hydroxides and peroxides of sodium or potassium	0.60	
			1511	Palm oil and its fractions wheather or not refined	0.53	
			8517	Electrical apparatus for line telephony or line te	0.51	
			7005	Float glass and surface ground or polished glass,	0.47	
			2711	Petroleum gases and other gaseous hydrocarbons	0.43	
			4011	New pneumatic tyres, of rubber	0.34	
			3602	Prepared explosives	0.29	
			8502	Electric generating sets and rotary converters	0.23	
			8413	Pumps for liquids; liquid elevators	0.22	
			3005	Wadding, gauze, etc with pharmaceutical substances	0.21	
			8523	Prepared unrecorded media for sound or similar rec	0.21	
			9004	Spectacles, goggles and the like, corrective, prot	0.19	
			3306	Preparations for oral or dental hygiene (incl. Den	0.19	
			8501	Electric motors and generators (excl. Generating s	0.17	
		Burundi	2 digits			
			30	Pharmaceutical products.	1.44	
			22	Beverages, spirits and vinegar.	0.45	
			19	Preparations of cereals, flour, starch or milk; pa	0.24	
			27	Mineral fuels, mineral oils and products of their	0.22	
	84		Nuclear reactors, boilers, machinery and mechanica	0.18		
	85		Electrical machinery and equipment and parts there	0.15		
	28		Inorganic chemicals; organic or inorganic compound	0.07		
	15		Animal or vegetable fats and oils and their cleava	0.05		
	33		Essential oils and resinoids; perfumery, cosmetic	0.03		
	11		Products of the milling industry; malt; starches;	0.03		
	73		Articles of iron or steel.	0.01		
	34		Soap, organic surface-active agents, washing prepa	0.01		
	72		Iron and steel.	0.01		
	10		Cereals.	0.01		
	90		Optical, photographic, cinematographic, measuring,	0.01		
	38		Miscellaneous chemical products.	0.00		
	76		Aluminium and articles thereof.	0.00		
	94		Furniture; bedding, mattresses, mattress supports,	0.00		
	39		Plastics and articles thereof.	0.00		
	96		Miscellaneous manufactured articles.	0.00		

Table 8b: Intra-EAC Re-Exports of the major twenty products, 2012 (US\$, million)

Partner states	Country of destination	Hs Level	Description of Goods	values	
Kenya	Burundi	4 digits	3004	Medicaments of mixed or unmixed products, for reta	1.44
			2204	Wine of fresh grapes, (incl. Fortified wines); oth	0.36
			1901	Malt extract; food preparations of flour, etc , ne	0.24
			2711	Petroleum gases and other gaseous hydrocarbons	0.16
			8436	Other agricultural... Forestry machinery; poultry	0.08
			2815	Hydroxides and peroxides of sodium or potassium	0.07
			2710	Petroleum oils and oils obtained from bituminous m	0.06
			8502	Electric generating sets and rotary converters	0.06
			1511	Palm oil and its fractions wheather or not refined	0.05
			2208	Undenatured ethyl alcohol of an alcoholic strength	0.05
			2205	Vermouth and other wine of fresh grapes, flavoured	0.04
			8413	Pumps for liquids; liquid elevators	0.03
			8507	Electric accumulators (incl. Separators therefor)	0.03
			3306	Preparations for oral or dental hygiene (incl. Den	0.03
			1108	Starches and inulin	0.03
			8471	Automatic data processing machines...; magnetic re	0.02
			8415	Air conditioning machines	0.02
8541	Diodes, transistors, etc; photosensitive devices;	0.02			
8501	Electric motors and generators (excl. Generating s	0.01			
8421	Centrifuges; filtering/purifying machinery... For	0.01			
Rwanda	Kenya	2 digits	27	Mineral fuels, mineral oils and products of their distillation;bituminous substances; mineral waxes	8.54
			87	Vehicles other than railway or tramway rolling?stock,and parts and accessories thereof	0.96
			84	Nuclear reactors, boilers, machineryand mechanical appliances; parts thereof	0.07
			39	Plastics and articles thereof	0.07
			09	Coffee, tea, mate and spices	0.06
			85	Electrical machinery and equipment and parts thereof;sound recorders and reproducers	0.03
			90	Optical, photographic,cinematographic, measuring, checking,precision	0.02
			70	Ceramic products	0.01
			44	Wood and articles of wood; wood charcoal	0.00
			76	Aluminium and articles thereof	0.00
			82	Tools, implements, cutlery, spoons and forks, of base metal;parts thereof of base metal	0.00
			49	Printed books, newspapers, pictures and other products of the printing industry	0.00
			73	Articles of iron or steel	0.00
			63	Other made up textile articles; sets;worn clothing and worn textile articles; rags	0.00
			41	Raw hides and skins (other than furskins) and leather	0.00
			72	Iron and steel	0.00
			23	Residues and waste from the food industries;prepared animal fodder	0.00
		11	Products of the milling industry; malt; starches;inulin; wheat gluten	0.00	
		96	Miscellaneous manufactured articles	0.00	
		48	Paper and paperboard; articles of paper pulp,of paper or of paperboard	0.00	
		4 digits	2710	Petroleum oils and oils obtained from bituminous minerals, other than crude; preparation	8.54
			8716	Trailers and semi-trailers; other vehicles, not mechanically propelled; parts thereof.	0.69
			8704	Motor vehicles for the transport of goods.	0.18
			8703	Motor cars and other motor vehicles principally designed for the transport of persons (o	0.09
			8426	Ships' derricks; cranes, including cable cranes; mobile lifting frames, straddle carrier	0.07
			3923	Articles for the conveyance or packing of goods, of plastics; stoppers, lids, caps and o	0.07
			0901	Coffee, whether or not roasted or decaffeinated; coffee husks and skins; coffee substitu	0.06
			8518	Microphones and stands therefor; loudspeakers, whether or not mounted in their enclosure	0.02
			9030	Oscilloscopes, spectrum analysers and other instruments and apparatus for measuring or c	0.01
			7010	Carboys, bottles, flasks, jars, pots, phials, ampoules and other containers, of glass, o	0.01
			9025	Hydrometers and similar floating instruments, thermometers, pyrometers, barometers, hydr	0.01
			8528	Reception apparatus for television, whether or not incorporating radio-broadcast receive	0.00
			9017	Drawing, marking-out or mathematical calculating instruments (for example, drafting mach	0.00
8531	Electric sound or visual signalling apparatus (for example, bells, sirens, indicator pan		0.00		
4418	Builders' joinery and carpentry of wood, including cellular wood panels, assembled parqu		0.00		
8539	Electric filament or discharge lamps, including sealed beam lamp units and ultra-violet		0.00		
8204	Hand-operated spanners and wrenches (including torque meter wrenches but not including t	0.00			
8420	Calendering or other rolling machines, other than for metals or glass, and cylinders the	0.00			
7604	Aluminium bars, rods and profiles.	0.00			
4411	Fibreboard of wood or other ligneous materials, whether or not bonded with resins or oth	0.00			

Table 8b: Intra-EAC Re-Exports of the major twenty products, 2012 (US\$, million)

Partner states	Country of destination	Hs Level	Description of Goods	values	
Rwanda	Tanzania	2 digits			
		27	Mineral fuels, mineral oils and products of their distillation;bituminous substances; mineral waxes	3.38	
		87	Vehicles other than railway or tramway rolling?stock,and parts and accessories thereof	0.37	
		85	Electrical machinery and equipment and parts thereof;sound recorders and reproducers	0.09	
		84	Nuclear reactors, boilers, machineryand mechanical appliances; parts thereof	0.09	
		10	Cereals	0.06	
		94	Furniture; bedding, mattresses, mattress supports,cushions and similar stuffed furnishings	0.01	
		63	Other made up textile articles; sets;worn clothing and worn textile articles; rags	0.00	
		28	Inorganic chemicals; organic or inorganic compoundsof precious metals, of rare-earth metals	0.00	
		90	Optical, photographic,cinematographic, measuring, checking,precision, medical or surgical instruments	0.00	
		69	Ceramic products	0.00	
		48	Paper and paperboard; articles of paper pulp,of paper or of paperboard	0.00	
		57	Carpets and other textile floor coverings	0.00	
		70	Ceramic products	0.00	
		26	Ores, slag and ash	0.00	
		09	Coffee, tea, mate and spices	0.00	
		11	Products of the milling industry; malt; starches;inulin; wheat gluten	0.00	
		74	Copper and articles thereof	0.00	
		96	Miscellaneous manufactured articles	0.00	
		41	Raw hides and skins (other than furskins) and leather	0.00	
	72	Iron and steel	0.00		
		4 digits			
		2710	Petroleum oils and oils obtained from bituminous minerals, other than crude; preparation	3.37	
		8703	Motor cars and other motor vehicles principally designed for the transport of persons (o	0.29	
		8525	Transmission apparatus for radio-telephony, radio-telegraphy, radio-broadcasting or tele	0.09	
		1005	Maize (corn).	0.05	
		8702	Motor vehicles for the transport of ten or more persons, including the driver.	0.04	
		8479	Machines and mechanical appliances having individual functions, not specified or include	0.04	
		8704	Motor vehicles for the transport of goods.	0.03	
		8434	Milking machines and dairy machinery.	0.03	
		8459	Machine-tools (including way-type unit head machines) for drilling, boring, milling, thr	0.02	
		1006	Rice.	0.01	
		9403	Other furniture and parts thereof.	0.01	
		6305	Sacks and bags, of a kind used for the packing of goods.	0.00	
		8528	Reception apparatus for television, whether or not incorporating radio-broadcast receive	0.00	
		6309	Worn clothing and other worn articles.	0.00	
		2804	Hydrogen, rare gases and other non-metals.	0.00	
		8527	Reception apparatus for radio-telephony, radio-telegraphy or radio-broadcasting, whether	0.00	
		8418	Refrigerators, freezers and other refrigerating or freezing equipment, electric or other	0.00	
		8516	Electric instantaneous or storage water heaters and immersion heaters; electric space he	0.00	
		9007	Cinematographic cameras and projectos, whether or not incorporating sound recording or r	0.00	
		2716	Electrical energy. (optional heading)	0.00	
		Uganda	2 digits		
		27	Mineral fuels, mineral oils and products of their distillation;bituminous substances; mineral waxes	10.21	
		87	Vehicles other than railway or tramway rolling?stock,and parts and accessories thereof	2.11	
		84	Nuclear reactors, boilers, machineryand mechanical appliances; parts thereof	0.72	
		90	Optical, photographic,cinematographic, measuring, checking,precision, medical or surgical instruments	0.10	
		92	Musical instruments;parts and accessories of such articles	0.06	
		73	Articles of iron or steel	0.04	
		85	Electrical machinery and equipment and parts thereof;sound recorders and reproducers	0.02	
		94	Furniture; bedding, mattresses, mattress supports,cushions and similar stuffed furnishings	0.01	
		63	Other made up textile articles; sets;worn clothing and worn textile articles; rags	0.01	
		39	Plastics and articles thereof	0.00	
		70	Ceramic products	0.00	
		22	Beverages, spirits and vinegar	0.00	
		28	Inorganic chemicals; organic or inorganic compoundsof precious metals, of rare-earth metals	0.00	
		17	Sugars and sugar confectionery	0.00	
		48	Paper and paperboard; articles of paper pulp,of paper or of paperboard	0.00	
		30	Pharmaceutical products	0.00	
		62	Articles of apparel and clothing accessories, not knittedor crocheted	0.00	
		44	Wood and articles of wood; wood charcoal	0.00	
		38	Miscellaneous chemical products	0.00	
		49	Printed books, newspapers, pictures and other products of the printing industry; manuscripts, typescripts	0.00	

Table 8b: Intra-EAC Re-Exports of the major twenty products, 2012 (US\$, million)

Partner states	Country of destination	Hs Level	Description of Goods	values	
Rwanda	Uganda	4 digits			
		2710	Petroleum oils and oils obtained from bituminous minerals, other than crude; preparation	10.21	
		8703	Motor cars and other motor vehicles principally designed for the transport of persons (o	1.61	
		8429	Self-propelled bulldozers, angledozers, graders, levellers, scrapers, mechanical shovels	0.68	
		8704	Motor vehicles for the transport of goods.	0.45	
		9010	Apparatus and equipment for photographic (including cinematographic) laboratories (inclu	0.08	
		8705	Special purpose motor vehicles, other than those principally designed for the transport	0.05	
		9208	Musical boxes, fairground organs, mechanical street organs, mechanical singing birds, mu	0.03	
		8430	Other moving, grading, levelling, scraping, excavating, tamping, compacting, extracting	0.03	
		7308	Structures (excluding prefabricated buildings of heading 94.06) and parts of structures	0.03	
		9008	Image projectors, other than cinematographic; photographic (other than cinematographic)	0.02	
		9405	Lamps and lighting fittings including searchlights and spotlights and parts thereof, not	0.01	
		9206	Percussion musical instruments (for example, drums, xylophones, cymbals, castanets, mara	0.01	
		9209	Parts (for example, mechanisms for musical boxes) and accessories (for example, cards, d	0.01	
		6306	Tarpaulins, awnings and sunblinds; tents; sails for boats, sailboards or landcraft; camp	0.01	
		8518	Microphones and stands therefor; loudspeakers, whether or not mounted in their enclosure	0.01	
		8431	Parts suitable for use solely or principally with the machinery of headings 84.25 to 84.	0.01	
		8526	Radar apparatus, radio navigational aid apparatus and radio remote control apparatus.	0.01	
		7306	Other tubes, pipes and hollow profiles (for example, open seam or welded, riveted or sim	0.00	
	9207	Musical instruments, the sound of which is produced, or must be amplified, electrically	0.00		
	3923	Articles for the conveyance or packing of goods, of plastics; stoppers, lids, caps and o	0.00		
	Burundi	2 digits	87	Vehicles other than railway or tramway rolling stock, and parts and accessories thereof	3.61
			27	Mineral fuels, mineral oils and products of their distillation; bituminous substances; mineral waxes	0.35
			84	Nuclear reactors, boilers, machinery and mechanical appliances; parts thereof	0.07
			73	Articles of iron or steel	0.01
			85	Electrical machinery and equipment and parts thereof; sound recorders and reproducers	0.01
			20	Preparations of vegetables, fruit, nuts or other parts of plants	0.01
			40	Rubber and articles thereof	0.00
			82	Tools, implements, cutlery, spoons and forks, of base metal; parts thereof of base metal	0.00
			10	Cereals	0.00
			72	Iron and steel	0.00
			39	Plastics and articles thereof	0.00
			07	Edible vegetables and certain roots and tubers	0.00
			22	Beverages, spirits and vinegar	0.00
			70	Ceramic products	0.00
		25	Salt; sulphur; earths and stone; plastering materials, lime and cement	0.00	
		64	Footwear, gaiters and the like; parts of such articles	0.00	
		33	Essential oils and resinoids; perfumery, cosmetic or toilet preparations	0.00	
		01	Live animals	0.00	
94		Furniture; bedding, mattresses, mattress supports, cushions and similar stuffed furnishings; lamps	0.00		
11		Products of the milling industry; malt; starches; inulin; wheat gluten	0.00		
4 digits		8703	Motor cars and other motor vehicles principally designed for the transport of persons (o	3.00	
		8704	Motor vehicles for the transport of goods.	0.30	
		2710	Petroleum oils and oils obtained from bituminous minerals, other than crude; preparation	0.24	
		8702	Motor vehicles for the transport of ten or more persons, including the driver.	0.19	
		8705	Special purpose motor vehicles, other than those principally designed for the transport	0.12	
		2711	Petroleum gases and other gaseous hydrocarbons.	0.10	
		8415	Air conditioning machines, comprising a motor-driven fan and elements for changing the t	0.04	
		7311	Containers for compressed or liquefied gas, of iron or steel.	0.01	
		8429	Self-propelled bulldozers, angledozers, graders, levellers, scrapers, mechanical shovels	0.01	
		8418	Refrigerators, freezers and other refrigerating or freezing equipment, electric or other	0.01	
	2009	Fruit juices (including grape must) and vegetable juices, unfermented and not containing	0.01		
	8459	Machine-tools (including way-type unit head machines) for drilling, boring, milling, thr	0.01		
	8528	Reception apparatus for television, whether or not incorporating radio-broadcast receive	0.01		
	4014	Hygienic or pharmaceutical articles (including teats), of vulcanised rubber other than h	0.00		
	8527	Reception apparatus for radio-telephony, radio-teleggraphy or radio-broadcasting, whether	0.00		
	8207	Interchangeable tools for hand tools, whether or not power-operated, or for machine-tool	0.00		
8430	Other moving, grading, levelling, scraping, excavating, tamping, compacting, extracting	0.00			
1005	Maize (corn).	0.00			
7214	Other bars and rods of iron or non-alloy steel, not further worked than forged, hot-roll	0.00			
3923	Articles for the conveyance or packing of goods, of plastics; stoppers, lids, caps and o	0.00			

Table 8b: Intra-EAC Re-Exports of the major twenty products, 2012 (US\$, million)

Partner states	Country of destination	Hs Level	Description of Goods	values	
Burundi	Kenya	2 digits			
		84	Nuclear reactors, boilers, machinery and mechanica	0.15	
		87	Vehicles other than railway or tramway rolling-sto	0.13	
		73	Articles of iron or steel.	0.13	
		72	Iron and steel.	0.10	
		70	Glass and glassware.	0.08	
		39	Plastics and articles thereof.	0.07	
		85	Electrical machinery and equipment and parts there	0.03	
		28	Inorganic chemicals; organic or inorganic compound	0.03	
		48	Paper and paperboard; articles of paper pulp, of p	0.01	
		90	Optical, photographic, cinematographic, measuring,	0.01	
		96	Miscellaneous manufactured articles.	0.00	
		89	Ships, boats and floating structures.	0.00	
		93	Miscellaneous Articles Of Basee Metal	0.00	
		55	Man-Made Staple Fibres	0.00	
		49	Printed Books, Newspapers, Pictures & Other Product Etc	0.00	
		29	Organic chemicals.	0.00	
		79	Zinc And Articles Thereof	0.00	
		61	Art Of Apparel & Clothing Access, Knitted Or Crocheted	0.00	
		94	Furniture; Bedding, Mattress, Matt Support, Cushion Etc	0.00	
	62	Articles of apparel and clothing accessories, not knitted or crocheted.	0.00		
			4 digits		
			2801	Fluorine, chlorine, bromine and iodine	0.03
			3923	Articles for conveyance or packing of goods, of plastics	0.06
			3926	Other articles of plastics, nes	0.00
			4820	Registers, account books, etc; albums for samples, of paper, paperboard	0.01
			7010	Carboys, bottles, flasks... Ampoules, etc; stoppers, lids..., of glass	0.08
			7204	Ferrous waste and scrap; remelting scrap ingots of iron or steel	0.10
			7311	Containers for compressed or liquified gas, of iro	0.13
			8404	Auxiliary plant for use with boilers; condensers for vapour power units	0.03
			8419	Non-domestic heating/cooling equipment, nes; non-electric water heaters	0.03
			8426	Derricks; cranes; mobile lifting frames... Trucks fitted with a crane	0.04
			8428	Other lifting, handling, loading or unloading machinery	0.01
			8429	Self-propelled bulldozers, angledozers, graders, levellers, etc	0.02
			8468	Machinery and apparatus for soldering, brazing or welding	0.02
			8501	Electric motors and generators (excl. Generating sets)	0.01
			8502	Electric generating sets and rotary converters	0.02
			8703	Motor cars and other motor vehicles for the transport of persons	0.03
			8704	Motor vehicles for the transport of goods	0.10
			8907	Other floating structures (eg rafts, tanks, coffer-dams... And beacons)	0.00
		9002	Lenses, prisms, mirrors and other optical elements, mounted, nes	0.01	
		9605	Travel sets for personal toilet, sewing or shoe or clothes cleaning	0.00	
	Rwanda	2 digits			
			70	Glass and glassware.	0.81
			87	Vehicles other than railway or tramway rolling-stock, and parts and accessories thereof.	0.75
			84	Nuclear reactors, boilers, machinery and mechanical appliances; parts thereof.	0.25
			39	Plastics and articles thereof.	0.24
			72	Iron and steel.	0.18
			73	Articles of iron or steel.	0.05
			68	Articles of stone, plaster, cement, asbestos, mica or similar materials.	0.05
			85	Electrical machinery and equipment and parts thereof; sound recorders and reproducers	0.04
			82	Tools, implements, cutlery, spoons and forks, of base metal; parts thereof of base metal.	0.03
			19	Preparations of cereals, flour, starch or milk; pastrycooks' products.	0.02
			94	Furniture; bedding, mattresses, mattress supports, cushions and similar stuffed furnishings	0.01
			76	Aluminium and articles thereof.	0.00
			74	Copper and articles thereof.	0.00
			83	Miscellaneous articles of base metal.	0.00
			17	Sugars and sugar confectionery.	0.00
		22	Beverages, spirits and vinegar.	0.00	
		15	Animal or vegetable fats and oils and their cleavage products; prepared edible fats	0.00	

Table 8b: Intra-EAC Re-Exports of the major twenty products, 2012 (US\$, million)

Partner states	Country of destination	Hs Level	Description of Goods	values		
Burundi	Rwanda	4 digits				
		7010	Carboys, bottles, flasks... Ampoules, etc; stoppers, lids..., of glass	0.81		
		8703	Motor cars and other motor vehicles for the transport of persons	0.46		
		3923	Articles for conveyance or packing of goods, of plastics	0.22		
		7204	Ferrous waste and scrap; remelting scrap ingots of iron or steel	0.18		
		8431	Parts suitable for use with the machinery of 84.25 to 84.30	0.17		
		8704	Motor vehicles for the transport of goods	0.15		
		8702	Public-transport type passenger motor vehicles	0.13		
		7311	Containers for compressed or liquified gas, of iron or steel	0.05		
		8479	Machines and mechanical appliances, having individual functions, nes	0.04		
		8502	Electric generating sets and rotary converters	0.03		
		8207	Interchangeable tools for hand or machine-tools...	0.03		
		8429	Self-propelled bulldozers, angledozers, graders, levellers, etc	0.03		
		6807	Articles of asphalt or of similar material	0.03		
		6809	Articles of plaster or of compositions based on plaster	0.02		
		3925	Builders' ware of plastics, nes	0.02		
		1905	Bread, pastry, cakes, etc; communion wafers, rice paper, etc	0.02		
		8463	Other machine-tools for working metal, sintered metal carbides...	0.01		
		8709	Works trucks, self-propelled, not fitted with lifting... Equipment	0.01		
		8501	Electric motors and generators (excl. Generating sets)	0.01		
	Tanzania	2 digits				
		87	Vehicles other than railway or tramway rolling-stock, and parts and accessories thereof.	2.21		
		84	Nuclear reactors, boilers, machinery and mechanical appliances; parts thereof.	1.07		
		27	Mineral fuels, mineral oils and products of their distillation; bituminous substances; mineral waxes.	0.44		
		72	Iron and steel.	0.38		
		53	Other vegetable textile fibres; paper yarn and woven fabrics of paper yarn.	0.08		
		70	Glass and glassware.	0.04		
		81	Other base metals; cermets; articles thereof.	0.01		
		40	Rubber and articles thereof.	0.01		
		74	Copper and articles thereof.	0.01		
		85	Electrical machinery and equipment and parts thereof; sound recorders and reproducers	0.01		
		64	Footwear, gaiters and the like; parts of such articles.	0.00		
		25	Salt; sulphur; earths and stone; plastering materials, lime and cement.	0.00		
		83	Miscellaneous articles of base metal.	0.00		
		33	Essential oils and resinoids; perfumery, cosmetic or toilet preparations.	0.00		
		73	Articles of iron or steel.	0.00		
		96	Miscellaneous manufactured articles.	0.00		
				4 digits		
				8704	Motor vehicles for the transport of goods	1.80
				8429	Self-propelled bulldozers, angledozers, graders, levellers, etc	0.99
		2710	Petroleum oils and oils obtained from bituminous minerals, other than crude	0.44		
		7204	Ferrous waste and scrap; remelting scrap ingots of iron or steel	0.38		
		8708	Parts and accessories of the motor vehicles of 87.01 to 87.05	0.22		
		8705	Special purpose motor vehicles (eg crane, fire-fighting, etc, vehicles)	0.12		
		5303	Jute, etc (excl. Flax...), not spun; tow and waste of these fibres	0.08		
		8703	Motor cars and other motor vehicles for the transport of persons	0.07		
		8430	Earth moving... Machinery, nes; pile-drivers/extractors; snow-ploughs	0.05		
		7010	Carboys, bottles, flasks... Ampoules, etc; stoppers, lids..., of glass	0.04		
		8479	Machines and mechanical appliances, having individual functions, nes	0.01		
		8459	Machine-tools for drilling, boring, milling... By removing metal	0.01		
		4011	New pneumatic tyres, of rubber	0.01		
		8432	Machinery for soil preparation/cultivation; lawn/sports-ground rollers	0.01		
		8113	Cerments and articles thereof incl waste and scrap	0.01		
		7404	Copper waste and scrap	0.01		
		8517	Electrical apparatus for line telephony or line telegraphy	0.01		
		8112	Beryllium, chromium, germanium, vanadium... And articles thereof	0.00		
		8467	Tools for working in the hand, pneumatic or with non-electric motor	0.00		

Table 8b: Intra-EAC Re-Exports of the major twenty products, 2012 (US\$, million)

Partner states	Country of destination	Hs Level	Description of Goods	values		
Burundi	Uganda	2 digits				
		72	Iron and steel.	0.49		
		70	Glass and glassware.	0.20		
		84	Nuclear reactors, boilers, machinery and mechanical appliances; parts thereof.	0.18		
		39	Plastics and articles thereof.	0.17		
		87	Vehicles other than railway or tramway rolling-stock, and parts and accessories thereof.	0.12		
		85	Electrical machinery and equipment and parts thereof; sound recorders and reproducers	0.05		
		92	Musical instruments; parts and accessories of such articles.	0.03		
		33	Essential oils and resinoids; perfumery, cosmetic or toilet preparations.	0.03		
		44	Wood and articles of wood; wood charcoal.	0.01		
		48	Paper and paperboard; articles of paper pulp, of paper or of paperboard.	0.01		
		73	Articles of iron or steel.	0.01		
		82	Tools, implements, cutlery, spoons and forks, of base metal; parts thereof of base metal.	0.00		
		63	Other made up textile articles; sets; worn clothing and worn textile articles; rags.	0.00		
		25	Salt; sulphur; earths and stone; plastering materials, lime and cement.	0.00		
		29	Organic chemicals.	0.00		
		95	Toys, games and sports requisites; parts and accessories thereof.	0.00		
		28	Inorganic chemicals; organic or inorganic compounds of precious metals, of rare-earth metals	0.00		
				4 digits		
				7204	Ferrous waste and scrap; remelting scrap ingots of iron or steel	0.49
				7010	Carboys, bottles, flasks... Ampoules, etc; stoppers, lids..., of glass	0.20
				3923	Articles for conveyance or packing of goods, of plastics	0.17
				8478	Machinery for preparing or making up tobacco, nes	0.15
				8711	Motocycles (incl. Mopeds) and cycles fitted with an auxiliary motor	0.12
				8502	Electric generating sets and rotary converters	0.05
				9207	Musical instruments with electrically produced or amplified sound	0.03
				3304	Beauty, make-up, skin-care (incl. Suntan), manicure... Preparations	0.03
				8414	Air/vacuum pumps, air/gas compressors and fans;hoods with a fan	0.01
				4410	Particle board and similar board of wood or other ligneous materials	0.01
				4823	Other paper..., cut to size or shape; articles of paper, etc, nes	0.01
				8477	Machinery for working rubber/plastics or making products thereof,nes	0.01
				7311	Containers for compressed or liquified gas, of iron or steel	0.01
				8438	Machinery, nes, for the industrial preparation of food or drink	0.01
				8501	Electric motors and generators (excl. Generating sets)	0.00
				7210	Rolled iron or non-alloy steel, >=600mm wide, clad, plated or coated	0.00
				8479	Machines and mechanical appliances, having individual functions, nes	0.00
				8413	Pumps for liquids; liquid elevators	0.00
		6304	Other furnishing articles, nes (excl. Of 94.04)	0.00		
		2505	Natural sands of all kinds, (excl. Metal-bearing sands of chapter 26)	0.00		
Tanzania	Kenya	2 digits				
		84	Nuclear Reactors, Boilers, Mchy & Mech Appliance; Parts	5.81		
		73	Articles Of Iron And Steel	2.47		
		27	Mineral Fuels, Oils & Product Of Their Distillation; Etc	2.05		
		87	Vehicles O/T Railw/Tranw Rool-Stock, Pts & Accessories	1.72		
		70	Glass And Glassware	1.33		
		85	Electrical Mchy Equip Parts Thereof; Sound Recorder Etc	0.74		
		90	Optical, Photo, Cine, Meas, Checking, Precision, Etc	0.65		
		94	Furniture; Bedding, Mattress, Matt Support, Cushion Etc	0.29		
		39	Plastics And Articles Thereof	0.22		
		04	Dairy Prod; Birds' Eggs; Natural Honey; Edible Prod Nes	0.20		
		69	Ceramic Products	0.15		
		31	Fertilisers	0.10		
		82	Tool, Implement, Cutlery, Spoon & Fork, Of Base Met Etc	0.08		
		63	Other Made Up Textile Articles; Sets; Worn Clothing Etc	0.07		
		58	Special Wooven Fab; Tufted Tex Fab; Lace; Tapestries Etc	0.07		
		49	Printed Books, Newspapers, Pictures & Other Product Etc	0.07		
		32	Tanning/Dyeing Extract; Tannins & Derivs; Pigm Etc	0.05		
		36	Explosives; Pyrotechnic Prod; Matches; Pyro Alloy; Etc	0.03		
20	Prep Of Vegetable, Fruit, Nuts Or Other Parts Of Plants	0.02				
38	Miscellaneous Chemical Products	0.02				

Table 8b: Intra-EAC Re-Exports of the major twenty products, 2012 (US\$, million)

Partner states	Country of destination	Hs Level	Description of Goods	values		
Tanzania	Kenya	4 digits				
		8429	Self-Propelled Bulldozers, Angledozer, Graders, Levellers, Etc	2.61		
		7304	Tubes, Pipes And Hollow Profiles, Seamless, Of Iron (Excl. Cast), Steel	1.91		
		2711	Petroleum Gases And Other Gaseous Hydrocarbons	1.68		
		7010	Carboys, Bottles, Flasks... Ampoules, Etc; Stoppers, Lids..., Of Glass	1.33		
		8431	Parts Suitable For Use With The Machinery Of 84.25 To 84.30	1.16		
		8705	Special Purpose Motor Vehicles (Eg Crane, Fire-Fighting, Etc, Vehicles)	0.57		
		8704	Motor Vehicles For The Transport Of Goods	0.56		
		9007	Cinematographic Cameras And Projectors	0.40		
		8465	Machine-Tools For Working Wood, Cork, Bone, Hard Rubber, Etc	0.38		
		2710	Petroleum Oils And Oils Obtained From Bituminous Minerals, Other Than Crude	0.37		
		8703	Motor Cars And Other Motor Vehicles For The Transport Of Persons	0.37		
		8426	Derricks; Cranes; Mobile Lifting Frames... Trucks Fitted With A Crane	0.27		
		9406	Prefabricated Buildings	0.27		
		8502	Electric Generating Sets And Rotary Converters	0.26		
		8427	Fork-Lift Trucks; Works Trucks Fitted With Lifting/Handling Equipment	0.26		
		8481	Taps, Cocks, Valves And Similar Appliances For Pipes, Boiler Shells...	0.20		
		0402	Milk And Cream, Concentrated Or Sweetened	0.20		
		8528	Television Receivers (Incl. Video Monitors And Video Projectors)	0.18		
		9015	Surveying, Hydrographic, Oceanographic... Instruments/Appliances, Nes	0.18		
		6912	Ceramic Tableware, Kitchenware Excl. Porcelain Or China	0.15		
		Uganda		2 digits		
				10	Cereals	23.55
				84	Nuclear Reactors, Boilers, Mchy & Mech Appliance; Parts	5.34
				31	Fertilisers	3.17
				27	Mineral Fuels, Oils & Product Of Their Distillation; Etc	2.29
				90	Optical, Photo, Cine, Meas, Checking, Precision, Etc	1.26
				85	Electrical Mchy Equip Parts Thereof; Sound Recorder Etc	0.50
63	Other Made Up Textile Articles; Sets; Worn Clothing Etc			0.37		
87	Vehicles O/T Railw/Tranw Rool-Stock, Pts & Accessories			0.19		
96	Miscellaneous Manufactured Articles			0.07		
39	Plastics And Articles Thereof			0.03		
38	Miscellaneous Chemical Products			0.02		
17	Sugars And Sugar Confectionery			0.02		
34	Soap, Organic Surface-Active Agents, Washing Prep, Etc			0.02		
73	Articles Of Iron And Steel			0.01		
44	Wood And Articles Of Wood; Wood Charcoal			0.01		
19	Prep Of Cereal, Flour, Starch/Milk; Pastrycooks' Prod			0.01		
94	Furniture; Bedding, Mattress, Matt Support, Cushion Etc			0.01		
86	Railw/Tramw Locom, Rolling-Stock & Parts Thereof; Etc			0.01		
04	Dairy Prod; Birds' Eggs; Natural Honey; Edible Prod Nes			0.00		
70	Glass And Glassware			0.00		
				4 digits		
				1001	Wheat And Meslin	23.55
				8431	Parts Suitable For Use With The Machinery Of 84.25 To 84.30	4.70
				3102	Mineral Or Chemical Fertilizers, Nitrogenous	2.41
				2711	Petroleum Gases And Other Gaseous Hydrocarbons	2.15
				9015	Surveying, Hydrographic, Oceanographic... Instruments/Appliances, Nes	1.24
				8429	Self-Propelled Bulldozers, Angledozer, Graders, Levellers, Etc	0.32
				3103	Mineral Or Chemical Fertilizers, Phosphatic	0.31
				8504	Electrical Transformers, Static Converters And Inductors	0.27
				6306	Tarpaulins, Etc; Tents; Sails; Camping Equipment	0.26
				3105	Mineral Or Chemical Fertilizers, Nes; Other Fertilizers; Goods =<10Kg	0.23
		3104	Mineral Or Chemical Fertilizers, Potassic	0.22		
		2710	Petroleum Oils And Oils Obtained From Bituminous Minerals, Other Than Crude	0.15		
		8467	Tools For Working In The Hand, Pneumatic Or With Non-Electric Motor	0.14		
		8502	Electric Generating Sets And Rotary Converters	0.14		
		8703	Motor Cars And Other Motor Vehicles For The Transport Of Persons	0.10		
		8413	Pumps For Liquids; Liquid Elevators	0.09		
		6301	Blankets and Travelling Rugs	0.08		
		9617	Vacuum Flasks And Other Vacuum Vessels	0.07		
		8701	Tractors (Excl. Tractors Of 87.09)	0.06		
8518	Microphones; Loudspeakers; Headphones...; Electric Amplifiers...	0.03				

Table 8b: Intra-EAC Re-Exports of the major twenty products, 2012 (US\$, million)

Partner states	Country of destination	Hs Level	Description of Goods	values		
Tanzania	Burundi	2 digits				
		31	Fertilisers	4.35		
		84	Nuclear Reactors, Boilers, Mchy & Mech Appliance; Parts	2.98		
		73	Articles Of Iron And Steel	0.14		
		39	Plastics And Articles Thereof	0.14		
		85	Electrical Mchy Equip Parts Thereof; Sound Recorder Etc	0.14		
		63	Other Made Up Textile Articles; Sets; Worn Clothing Etc	0.10		
		72	Iron And Steel	0.10		
		36	Explosives; Pyrotechnic Prod; Matches; Pyro Alloy; Etc	0.10		
		46	Manufactures Os Straw, Esparto/Other Plaiting Mat; Etc	0.08		
		87	Vehicles O/T Railw/Tranw Rool-Stock, Pts & Accessories	0.07		
		27	Mineral Fuels, Oils & Product Of Their Distillation; Etc	0.05		
		76	Aluminium And Articles Thereof	0.04		
		94	Furniture; Bedding, Mattress, Matt Support, Cushion Etc	0.03		
		68	Art Of Stone, Plaster, Cement, Asbestos, Mica/Sim Mat	0.01		
		54	Man-Made Filaments	0.01		
		83	Miscellaneous Articles Of Basee Metal	0.01		
		25	Salt; Sulphur; Earth & Ston; Plastering Mat; Lime & Cem	0.01		
		28	Inorgn Chem; Compds Of Prec Met, Radioact Elements Etc	0.01		
		70	Glass And Glassware	0.01		
		29	Organic Chemicals	0.01		
				4 digits		
				8432	Machinery For Soil Preparation/Cultivation; Lawn/Sports-Ground Rollers	2.87
				3102	Mineral Or Chemical Fertilizers, Nitrogenous	2.26
				3105	Mineral Or Chemical Fertilizers, Nes; Other Fertilizers; Goods =<10Kg	2.09
				7323	Table, Kitchen Or Household Articles And Parts Thereof Of Iron Or Steel	0.12
				7215	Other Bars And Rods Of Iron Or Non-Alloy Steel	0.10
				3602	Prepared Explosives	0.10
				8502	Electric Generating Sets And Rotary Converters	0.09
		4601	Plaits, Etc; Plaiting Materials, Etc, Woven, In Sheet Form	0.08		
		3901	Polymers Of Ethylene, In Primary Forms	0.08		
		8708	Parts And Accessories Of The Motor Vehicles Of 87.01 To 87.05	0.07		
		8451	Machinery, Nes, For Washing, Cleaning, Wringing, Drying, Ironing, Etc	0.05		
		2712	Petroleum Jelly; Paraffin Wax... And Other Mineral Waxes, Etc	0.04		
		3907	Polyethers And Epoxide Resins; Polyesters, In Primary Forms	0.04		
		6306	Tarpaulins, Etc; Tents; Sails; Camping Equipment	0.04		
		8501	Electric Motors And Generators (Excl. Generating Sets)	0.04		
		6304	Other Furnishing Articles, Nes (Excl. Of 94.04)	0.04		
		7610	Aluminium Structures And Parts Of Structures; Plates, Rods... Therefor	0.03		
		6301	Blanketsand Travelling Rugs	0.03		
		9404	Mattress Supports; Articles Of Bedding, Sprung, Stuffed, Etc	0.03		
		8401	Nuclear Reactors; Fuel Elements...; Machinery For Isotopic Separation	0.03		

Table 8b: Intra-EAC Re-Exports of the major twenty products, 2012 (US\$, million)

Partner states	Country of destination	Hs Level	Description of Goods	values		
Tanzania	Rwanda	2 digits				
		31	Fertilisers	25.19		
		85	Electrical Mchy Equip Parts Thereof; Sound Recorder Etc	2.47		
		84	Nuclear Reactors, Boilers, Mchy & Mech Appliance; Parts	0.97		
		27	Mineral Fuels, Oils & Product Of Their Distillation; Etc	0.74		
		87	Vehicles O/T Railw/Tranw Rool-Stock, Pts & Accessories	0.58		
		36	Explosives; Pyrotechnic Prod; Matches; Pyro Alloy; Etc	0.53		
		69	Ceramic Products	0.35		
		10	Cereals	0.21		
		39	Plastics And Articles Thereof	0.20		
		76	Aluminium And Articles Thereof	0.16		
		73	Articles Of Iron And Steel	0.12		
		15	Animal/Veg Fats & Oil & Their Cleavage Products; Etc	0.10		
		63	Other Made Up Textile Articles; Sets; Worn Clothing Etc	0.09		
		28	Inorgn Chem; Comps Of Prec Met, Radioact Elements Etc	0.05		
		44	Wood And Articles Of Wood; Wood Charcoal	0.03		
		20	Prep Of Vegetable, Fruit, Nuts Or Other Parts Of Plants	0.02		
		70	Glass And Glassware	0.02		
		29	Organic Chemicals	0.01		
		32	Tanning/Dyeing Extract; Tannins & Derivs; Pigm Etc	0.01		
		48	Paper & Paperboard; Art Of Paper Pulp, Paper/Paperboard	0.01		
				4 digits		
				3105	Mineral Or Chemical Fertilizers, Nes; Other Fertilizers; Goods =<10Kg	20.79
				3102	Mineral Or Chemical Fertilizers, Nitrogenous	3.82
				8502	Electric Generating Sets And Rotary Converters	1.44
				8429	Self-Propelled Bulldozers, Angledozer, Graders, Levellers, Etc	0.66
				3103	Mineral Or Chemical Fertilizers, Phosphatic	0.58
				8506	Primary Cells And Primary Batteries	0.55
				3602	Prepared Explosives	0.53
		2714	Bitumen And Asphalt, Natural; Bituminous Or Oil Shale...; Asphaltites...	0.38		
		6907	Unglazed Ceramic Flags, Paving, Hearth Or Wall Tiles; Mozaic Cubes, Etc	0.35		
		2710	Petroleum Oils And Oils Obtained From Bituminous Minerals, Other Than Crude	0.22		
		1001	Wheat And Meslin	0.21		
		8432	Machinery For Soil Preparation/Cultivation; Lawn/Sports-Ground Rollers	0.20		
		8703	Motor Cars And Other Motor Vehicles For The Transport Of Persons	0.19		
		8504	Electrical Transformers, Static Converters And Inductors	0.16		
		8704	Motor Vehicles For The Transport Of Goods	0.15		
		8708	Parts And Accessories Of The Motor Vehicles Of 87.01 To 87.05	0.14		
		2711	Petroleum Gases And Other Gaseous Hydrocarbons	0.14		
		8535	Electrical Apparatus For Switching... Electrical Circuits, >1000V	0.13		
		3907	Polyethers And Epoxide Resins; Polyesters, In Primary Forms	0.13		
		7615	Table, Kitchen, Household And Sanitary Articles... Of Aluminium	0.13		

Source: Partner States' Revenue Authorities

Table 8c: Intra-EAC Re-Exports of the major twenty products for 2012 compared to 2011, (USD millions)

Partner state	Country of destination	Hs Level	Description of Goods	2011	2012	% change	
Uganda	Kenya	2 digits					
		70	Glass and glassware.	7.68	11.83	54.11	
		39	Plastics and articles thereof.	4.71	7.35	55.99	
		87	Vehicles other than railway or tramway rolling-stock, and parts and accessories thereof.	3.29	5.19	57.58	
		90	Optical, photographic, cinematographic, measuring, checking, precision, medical instruments	1.23	5.18	320.27	
		84	Nuclear reactors, boilers, machinery and mechanical appliances; parts thereof.	3.71	4.72	27.32	
		85	Electrical machinery and equipment and parts thereof; sound recorders and reproducers,	0.61	2.88	369.12	
		63	Other made up textile articles; sets; worn clothing and worn textile articles; rags.	0.86	0.64	-25.14	
		21	Miscellaneous edible preparations.	0.39	0.16	-58.84	
		38	Miscellaneous chemical products.	0.06	0.16	159.70	
		36	Explosives; pyrotechnic products; matches; pyrophoric alloys;	0.13	0.16	18.53	
		33	Essential oils and resinoids; perfumery, cosmetic or toilet preparations.	0.15	0.15	0.23	
		30	Pharmaceutical products.	0.05	0.15	174.35	
		22	Beverages, spirits and vinegar.	0.08	0.14	71.54	
		76	Aluminium and articles thereof.	0.03	0.14	386.83	
		83	Miscellaneous articles of base metal.	0.00	0.11	4479.44	
		15	Animal or vegetable fats and oils and their cleavage products; prepared edible fats	-	0.11	-	
		79	Zinc and articles thereof.	-	0.08	-	
		72	Iron and steel.	0.46	0.08	-83.13	
		82	Tools, implements, cutlery, spoons and forks, of base metal; parts thereof of base metal.	0.07	0.07	11.27	
	94	Furniture; bedding, mattresses, mattress supports, cushions and similar stuffed furnishings	0.11	0.07	-37.78		
			4 digits				
			7010	Carboys, bottles, flasks... Ampoules, etc; stoppers, lids..., of glass	7.67	11.82	54.13
			3923	Articles for conveyance or packing of goods, of plastics	4.60	7.11	54.67
			9015	Surveying, hydrographic, oceanographic... Instruments/appliances, nes	1.08	5.17	376.38
			8431	Parts suitable for use with the machinery of 84.25 to 84.30	1.40	1.72	23.01
			8705	Special purpose motor vehicles (eg crane, fire-fighting, etc, vehicles)	0.04	1.67	3624.71
			8704	Motor vehicles for the transport of goods	0.28	1.38	387.29
			8703	Motor cars and other motor vehicles for the transport of persons	1.67	1.13	-32.45
			8504	Electrical transformers, static converters and inductors	0.01	1.02	7221.39
			8471	Automatic data processing machines...; magnetic readers..., nes	0.41	0.76	85.52
			8430	Earth moving... Machinery, nes; pile-drivers/extractors; snow-ploughs	0.20	0.71	257.94
			8503	Parts suitable for use solely with machines of heading 8501 or 8502	-	0.60	-
			8701	Tractors (excl. Tractors of 87.09)	0.83	0.41	-50.57
			8517	Electrical apparatus for line telephony or line telegraphy	0.19	0.34	81.82
			6302	Bed linen, table linen, toilet linen and kitchen linen	0.17	0.34	104.25
			8702	Public-transport type passenger motor vehicles	0.13	0.30	127.64
			8429	Self-propelled bulldozers, angledozers, graders, levellers, etc	0.61	0.30	-51.23
			8525	Radio-communication/television transmission apparatus; tv cameras	0.05	0.29	519.83
			6309	Worn clothing	0.30	0.27	-10.73
			8408	Compression-ignition internal combustion piston engines (diesel...)	0.00	0.23	4799.34
			8474	Machinery for sorting..., agglomerating... Earth, stone, ores, etc	0.09	0.23	154.28
		Tanzania	2 digits				
			87	Vehicles other than railway or tramway rolling-stock, and parts and accessories thereof.	2.91	4.65	59.72
	84		Nuclear reactors, boilers, machinery and mechanical appliances; parts thereof.	6.49	4.10	-36.87	
	85		Electrical machinery and equipment and parts thereof; sound recorders and reproducers	0.25	3.08	1127.55	
	90		Optical, photographic, cinematographic, measuring, checking, precision,	0.56	1.57	177.69	
	73		Articles of iron or steel.	0.08	0.83	901.26	
	30		Pharmaceutical products.	-	0.52	-	
	17		Sugars and sugar confectionery.	-	0.27	-	
	63		Other made up textile articles; sets; worn clothing and worn textile articles; rags.	0.24	0.25	4.85	
	33		Essential oils and resinoids; perfumery, cosmetic or toilet preparations.	0.09	0.25	166.75	
	21		Miscellaneous edible preparations.	0.11	0.23	115.18	
	12		Oil seeds and oleaginous fruits; miscellaneous grains, seeds and fruit	-	0.16	-	
	64		Footwear, gaiters and the like; parts of such articles.	0.03	0.13	357.68	
	38		Miscellaneous chemical products.	0.00	0.12	8324.68	
	40	Rubber and articles thereof.	0.06	0.11	73.12		
	89	Ships, boats and floating structures.	-	0.10	-		
	28	Inorganic chemicals; organic or inorganic compounds of precious metals, of rare-earth metals,	-	0.06	-		
	39	Plastics and articles thereof.	0.01	0.05	566.38		
	61	Articles of apparel and clothing accessories, knitted or crocheted.	0.01	0.04	433.58		
	82	Tools, implements, cutlery, spoons and forks, of base metal; parts thereof of base metal.	0.08	0.04	-52.62		
	25	Salt; sulphur; earths and stone; plastering materials, lime and cement.	0.01	0.04	263.91		

Table 8c: Intra-EAC Re-Exports of the major twenty products for 2012 compared to 2011, (USD millions)

Partner state	Country of destination	Hs Level	Description of Goods	2011	2012	% change	
Uganda	Tanzania	4 digits					
		8517	Electrical apparatus for line telephony or line telegraphy	0.03	2.22	7816.28	
		8704	Motor vehicles for the transport of goods	0.93	2.09	124.59	
		8474	Machinery for sorting..., agglomerating... Earth, stone, ores, etc	0.85	1.74	104.24	
		8703	Motor cars and other motor vehicles for the transport of persons	1.30	1.73	32.78	
		9015	Surveying, hydrographic, oceanographic... Instruments/appliances, nes	0.54	1.48	172.56	
		8431	Parts suitable for use with the machinery of 84.25 to 84.30	3.48	0.80	-76.98	
		8429	Self-propelled bulldozers, angledozers, graders, levellers, etc	0.90	0.70	-21.81	
		8702	Public-transport type passenger motor vehicles	0.23	0.56	146.70	
		3004	Medicaments of mixed or unmixed products, for retail sale	-	0.45		
		7311	Containers for compressed or liquified gas, of iron or steel	0.07	0.43	537.85	
		7307	Tube or pipe fittings of iron or steel	-	0.36		
		1701	Cane or beet sugar and chemically pure sucrose, in solid form	-	0.27		
		8428	Other lifting, handling, loading or unloading machinery	0.04	0.23	511.26	
		2106	Food preparations not elsewhere specified or included	0.11	0.23	115.18	
		8701	Tractors (excl. Tractors of 87.09)	0.07	0.19	164.95	
		8525	Radio-communication/television transmission apparatus; tv cameras	0.01	0.18	1761.74	
		1208	Flours and meals of oil seeds or oleaginous fruits (excl. Mustard)	-	0.16		
		8544	Insulated wire, cable, etc; optical fibre cables	0.00	0.15	9440.85	
		6309	Worn clothing	0.10	0.14	38.10	
	3304	Beauty, make-up, skin-care (incl. Suntan), manicure... Preparations	0.07	0.12	67.06		
		Rwanda	2 digits				
			17	Sugars and sugar confectionery.	2.69	15.64	480.96
			72	Iron and steel.	4.93	3.01	-38.84
			10	Cereals.	3.28	2.67	-18.55
			87	Vehicles other than railway or tramway rolling-stock, and parts and accessories thereof.	2.03	2.28	12.39
			15	Animal or vegetable fats and oils and their cleavage products; prepared edible fats	0.86	1.84	114.79
			34	Soap, organic surface-active agents, washing preparations, lubricating preparations,	1.23	1.48	20.27
			84	Nuclear reactors, boilers, machinery and mechanical appliances; parts thereof.	1.58	1.22	-22.73
			25	Salt; sulphur; earths and stone; plastering materials, lime and cement.	0.74	1.15	54.74
			27	Mineral fuels, mineral oils and products of their distillation; bituminous substances;	0.72	1.03	42.70
			36	Explosives; pyrotechnic products; matches; pyrophoric alloys; certain combustible preparations.	1.74	0.94	-46.18
			85	Electrical machinery and equipment and parts thereof; sound recorders and reproducers,	0.56	0.66	16.65
	20		Preparations of vegetables, fruit, nuts or other parts of plants.	0.07	0.49	589.50	
	19	Preparations of cereals, flour, starch or milk; pastrycooks' products.	0.19	0.48	146.61		
	11	Products of the milling industry; malt; starches; inulin; wheat gluten.	0.76	0.39	-		
	40	Rubber and articles thereof.	0.42	0.38	-9.19		
	48	Paper and paperboard; articles of paper pulp, of paper or of paperboard.	0.40	0.33	-17.00		
	21	Miscellaneous edible preparations.	0.28	0.33	17.97		
	22	Beverages, spirits and vinegar.	0.29	0.32	7.97		
	39	Plastics and articles thereof.	0.44	0.31	-28.49		
	76	Aluminium and articles thereof.	1.00	0.29	-70.73		
		4 digits					
		1701	Cane or beet sugar and chemically pure sucrose, in solid form	2.64	15.48	486.25	
		1006	Rice	0.93	2.33	-	
		7210	Rolled iron or non-alloy steel, >=600mm wide, clad, plated or coated	1.40	2.28	62.48	
		2501	Salt/pure sodium chloride whether or not cont ant-caking agents; seawater	0.69	1.14	65.19	
		3402	Non-soap surface-active agents; washing preparations in powder, liquid etc	0.92	1.09	19.00	
		8703	Motor cars and other motor vehicles for the transport of persons	0.75	1.03	37.19	
		1511	Palm oil and its fractions wheather or not refined not chemically modified	-	1.00	-	
		8704	Motor vehicles for the transport of goods	0.82	0.97	19.21	
		3602	Prepared explosives	0.42	0.80	89.83	
		1517	Margarine; edible preparations of animal or vegetable fats or oils, nes	0.72	0.79	10.26	
		2710	Petroleum oils and oils obtained from bituminous minerals, other than crude	0.64	0.78	23.18	
		2002	Tomatoes prepared or preserved otherwise than by vinegar or acetic acid	0.07	0.49	583.00	
		1905	Bread, pastry, cakes, etc; communion wafers, rice paper, etc	0.17	0.48	174.67	
		7214	Iron/steel bars and rods, forged, etc (incl. Twisted), uncoiled	1.16	0.38	-67.15	
		4011	New pneumatic tyres, of rubber	0.42	0.35	-15.29	
		8471	Automatic data processing machines...; magnetic readers..., nes	0.12	0.35	191.66	
		1001	Wheat and meslin	2.36	0.33	-85.86	
		5512	Woven fabrics of >=85% synthetic staple fibres	0.18	0.25	38.70	
		7208	Hot-rolled iron or non-alloy steel, >=600mm wide	1.84	0.24	-86.71	
		7606	Aluminium plates, sheets and strip, >0.2mm thick	0.98	0.24	-75.37	

Table 8c: Intra-EAC Re-Exports of the major twenty products for 2012 compared to 2011, (USD millions)

Partner state	Country of destination	Hs Level	Description of Goods	2011	2012	% change		
Uganda	Burundi	2 digits						
		10	Cereals.	0.21	5.02	2300.05		
		55	Man-made staple fibres.	0.63	0.83	31.26		
		33	Essential oils and resinoids; perfumery, cosmetic or toilet preparations.	0.54	0.70	30.15		
		52	Cotton.	0.18	0.59	236.51		
		87	Vehicles other than railway or tramway rolling-stock, and parts and accessories thereof.	0.86	0.55	-36.54		
		72	Iron and steel.	0.71	0.54	-23.54		
		15	Animal or vegetable fats and oils and their cleavage products; prepared edible fats;	0.06	0.53	823.52		
		84	Nuclear reactors, boilers, machinery and mechanical appliances; parts thereof.	0.68	0.49	-28.03		
		22	Beverages, spirits and vinegar.	0.15	0.43	180.21		
		39	Plastics and articles thereof.	0.11	0.18	62.34		
		27	Mineral fuels, mineral oils and products of their distillation; bituminous substances;	0.32	0.18	-44.76		
		30	Pharmaceutical products.	0.00	0.16	4611.65		
		34	Soap, organic surface-active agents, washing preparations, lubricating preparations,	0.06	0.15	171.71		
		85	Electrical machinery and equipment and parts thereof; sound recorders and reproducers	0.13	0.15	12.80		
		29	Organic chemicals.	0.01	0.14	846.28		
		21	Miscellaneous edible preparations.	0.24	0.14	-41.12		
		76	Aluminium and articles thereof.	0.03	0.12	330.72		
		54	Man-made filaments.	-	0.12	-		
		36	Explosives; pyrotechnic products; matches; pyrophoric alloys; certain combustible preparations.	0.11	0.12	11.01		
		63	Other made up textile articles; sets; worn clothing and worn textile articles; rags.	0.13	0.12	-6.92		
				4 digits				
				1006	Rice	0.20	4.99	2439.32
				5512	Woven fabrics of >=85% synthetic staple fibres	0.33	0.66	103.66
				3306	Preparations for oral or dental hygiene (incl. Denture fixative)	0.44	0.62	38.77
				5208	Woven fabrics of cotton, with >=85% cotton, but <200g/m2	0.14	0.56	312.68
				1517	Margarine; edible preparations of animal or vegetable fats or oils, nes	0.06	0.36	523.66
				8704	Motor vehicles for the transport of goods	0.43	0.29	-32.04
				7210	Rolled iron or non-alloy steel, >=600mm wide, clad, plated or coated	0.06	0.26	311.92
				7214	Iron/steel bars and rods, forged, etc (incl. Twisted), uncoiled	0.63	0.22	-65.24
				2207	Ethyl alcohol, undenatured of >=80% alcohol, denatured spirits	0.00	0.19	42121.64
				2712	Petroleum jelly; paraffin wax... And other mineral waxes, etc	0.30	0.18	-41.51
				8471	Automatic data processing machines...; magnetic readers..., nes	0.04	0.17	325.89
				1511	Palm oil and its fractions wheather or not refined not chemically modified	-	0.16	-
				3004	Medicaments of mixed or unmixed products, for retail sale	0.00	0.16	4620.45
				8703	Motor cars and other motor vehicles for the transport of persons	0.34	0.14	-59.31
				3901	Polymers of ethylene, in primary forms	0.04	0.13	270.74
				7604	Aluminium bars, rods and profiles	-	0.12	-
				5407	Woven fabrics of synthetic filament yarn	-	0.12	-
				3605	Matches, other than pyrotechnic articles of heading no 3604	0.11	0.12	11.01
		8437	Machines for cleaning... Seed...; milling... Machinery	0.09	0.11	26.51		
		2106	Food preparations not elsewhere specified or included	0.16	0.10	-36.49		
Kenya	Uganda	2 digits						
		27	Mineral fuels, mineral oils and products of their	53.29	48.00	-9.94		
		84	Nuclear reactors, boilers, machinery and mechanica	8.29	9.75	17.59		
		87	Vehicles other than railway or tramway rolling-sto	12.15	9.47	-22.10		
		31	Fertilisers.	11.03	9.40	-14.74		
		30	Pharmaceutical products.	0.12	5.33	4512.40		
		39	Plastics and articles thereof.	5.47	4.31	-21.22		
		28	Inorganic chemicals; organic or inorganic compound	2.51	4.07	62.02		
		85	Electrical machinery and equipment and parts there	3.26	3.99	22.25		
		38	Miscellaneous chemical products.	1.16	3.97	243.50		
		15	Animal or vegetable fats and oils and their cleava	0.04	2.62	7156.07		
		10	Cereals.	2.34	1.89	-19.39		
		19	Preparations of cereals, flour, starch or milk; pa	0.00	1.82	62807.76		
		07	Edible vegetables and certain roots and tubers.	0.05	1.77	3686.98		
		29	Organic chemicals.	1.39	1.57	12.90		
		21	Miscellaneous edible preparations.	0.10	1.28	1244.38		
		34	Soap, organic surface-active agents, washing prepa	1.29	1.17	-9.05		
		64	Footwear, gaiters and the like; parts of such arti	0.74	1.12	52.73		
		36	Explosives; pyrotechnic products; matches; pyropho	1.38	0.92	-33.28		
		33	Essential oils and resinoids; perfumery, cosmetic	0.87	0.85	-2.26		
20	Preparations of vegetables, fruit, nuts or other p	0.00	0.62	20222.10				

Table 8c: Intra-EAC Re-Exports of the major twenty products for 2012 compared to 2011, (USD millions)

Partner state	Country of destination	Hs Level	Description of Goods	2011	2012	% change	
Kenya	Uganda	4 digits					
		2710	Petroleum oils and oils obtained from bituminous m	45.32	44.04	-2.83	
		3004	Medicaments of mixed or unmixed products, for reta	0.07	4.93	7090.36	
		2711	Petroleum gases and other gaseous hydrocarbons	2.88	3.83	32.99	
		8471	Automatic data processing machines...; magnetic re	2.99	3.70	23.56	
		3102	Mineral or chemical fertilizers, nitrogenous	6.69	3.66	-45.35	
		8703	Motor cars and other motor vehicles for the transp	4.28	3.60	-15.93	
		8701	Tractors (excl. Tractors of 87.09)	5.01	3.49	-30.28	
		3105	Mineral or chemical fertilizers, nes; other fertil	2.86	3.40	19.17	
		3907	Polyethers and epoxide resins; polyesters, in prim	4.41	3.17	-27.96	
		3808	Insecticides, rodenticides... And similar products	0.70	3.11	345.96	
		1511	Palm oil and its fractions wheather or not refined	0.00	2.53	6506321.60	
		2834	Nitrites; nitrates	1.20	2.03	69.26	
		713	Dried leguminous vegetables, shelled	0.05	1.77	3686.79	
		1901	Malt extract; food preparations of flour, etc , ne	0.00	1.75	241926.99	
		8704	Motor vehicles for the transport of goods	1.56	1.58	1.08	
		3103	Mineral or chemical fertilizers, phosphatic	1.34	1.56	16.10	
		1005	Maize(corn)	2.34	1.54	-33.98	
		2106	Food preparations not elsewhere specified or inclu	0.08	1.24	1380.43	
	8517	Electrical apparatus for line telephony or line te	1.07	1.04	-2.70		
	8418	Refrigerators, freezers, etc; heat pumps (excl. Ai	0.34	1.01	197.62		
		Tanzania	2 digits				
	84		Nuclear reactors, boilers, machinery and mechanica	6.87	14.07	104.76	
	27		Mineral fuels, mineral oils and products of their	1.63	8.79	438.04	
	38		Miscellaneous chemical products.	1.49	4.56	206.44	
	87		Vehicles other than railway or tramway rolling-sto	6.03	4.27	-29.08	
	85		Electrical machinery and equipment and parts there	2.39	2.86	19.71	
	31		Fertilisers.	0.31	1.97	540.28	
	28		Inorganic chemicals; organic or inorganic compound	1.18	1.60	35.43	
	39		Plastics and articles thereof.	0.83	1.33	61.77	
	73		Articles of iron or steel.	0.20	0.85	332.09	
	29		Organic chemicals.	0.47	0.78	65.26	
	76		Aluminium and articles thereof.	0.23	0.50	121.01	
	33		Essential oils and resinoids; perfumery, cosmetic	0.03	0.47	1414.44	
	90		Optical, photographic, cinematographic, measuring,	0.07	0.46	583.94	
	32		Tanning or dyeing extracts; tannins and their deri	0.45	0.37	-16.94	
	19		Preparations of cereals, flour, starch or milk; pa	0.01	0.37	6106.52	
	36		Explosives; pyrotechnic products; matches; pyropho	0.07	0.34	410.52	
	40		Rubber and articles thereof.	0.11	0.27	152.47	
34	Soap, organic surface-active agents, washing prepa		0.10	0.22	113.24		
35	Albuminoidal substances; modified starches; glues;	0.03	0.22	618.11			
72	Iron and steel.	0.06	0.16	166.27			
		4 digits					
3004	Medicaments of mixed or unmixed products, for reta	0.26	23.53	8970.12			
2710	Petroleum oils and oils obtained from bituminous m	1.51	8.54	466.59			
8443	Printing machinery; machines for uses ancillary to	1.03	4.00	288.67			
3808	Insecticides, rodenticides... And similar products	1.24	3.92	214.99			
8431	Parts suitable for use with the machinery of 84.25		3.30				
3102	Mineral or chemical fertilizers, nitrogenous	0.07	1.63	2180.60			
8418	Refrigerators, freezers, etc; heat pumps (excl. Ai	0.05	1.53	2728.29			
8471	Automatic data processing machines...; magnetic re	2.00	1.29	-35.42			
8429	Self-propelled bulldozers, angledozers, graders, l	0.92	1.23	32.91			
8716	Trailers and semi-trailers; other vehicles, not ma	0.54	1.14	113.05			
8703	Motor cars and other motor vehicles for the transp	0.83	1.14	36.88			
8701	Tractors (excl. Tractors of 87.09)	3.34	0.94	-72.03			
8517	Electrical apparatus for line telephony or line te	0.34	0.81	141.38			
8704	Motor vehicles for the transport of goods	0.99	0.76	-23.03			
3907	Polyethers and epoxide resins; polyesters, in prim	0.46	0.59	28.71			
7304	Tubes, pipes and hollow profiles, seamless, of iro	0.01	0.55	9160.23			
2833	Sulphates; alums; peroxosulphates (persulphates)	0.23	0.52	127.57			
8413	Pumps for liquids; liquid elevators	0.59	0.48	-18.23			
7605	Aluminium wire	0.10	0.48	376.43			
3306	Preparations for oral or dental hygiene (incl. Den	0.00	0.41	14326.07			

Table 8c: Intra-EAC Re-Exports of the major twenty products for 2012 compared to 2011, (USD millions)

Partner state	Country of destination	Hs Level	Description of Goods	2011	2012	% change			
Kenya	Rwanda	2 digits	31	Fertilisers.	0.00	5.75			
			27	Mineral fuels, mineral oils and products of their	5.43	5.43	-0.01		
			30	Pharmaceutical products.	0.00	4.42			
			84	Nuclear reactors, boilers, machinery and mechanica	1.60	2.92	82.51		
			85	Electrical machinery and equipment and parts there	0.87	1.76	101.72		
			90	Optical, photographic, cinematographic, measuring,	0.04	0.94	2590.54		
			28	Inorganic chemicals; organic or inorganic compound	0.07	0.64	762.44		
			15	Animal or vegetable fats and oils and their cleava	0.01	0.54	6350.75		
			70	Glass and glassware.	0.31	0.50	62.94		
			40	Rubber and articles thereof.	0.14	0.44	206.02		
			36	Explosives; pyrotechnic products; matches; pyropho	0.00	0.33	100039.90		
			39	Plastics and articles thereof.	0.25	0.31	23.28		
			22	Beverages, spirits and vinegar.	0.12	0.28	130.08		
			33	Essential oils and resinoids; perfumery, cosmetic	0.18	0.23	28.33		
			94	Furniture; bedding, mattresses, mattress supports,	0.09	0.21	135.96		
			34	Soap, organic surface-active agents, washing prepa	0.08	0.20	141.53		
			19	Preparations of cereals, flour, starch or milk; pa	0.03	0.16	526.08		
			87	Vehicles other than railway or tramway rolling-sto	0.53	0.15	-71.71		
			48	Paper and paperboard; articles of paper pulp, of p	0.17	0.14	-16.29		
			25	Salt; sulphur; earths and stone; plastering materi	0.00	0.11	20195.26		
				4 digits	3105	Mineral or chemical fertilizers, nes; other fertil	0.00	5.75	
					2710	Petroleum oils and oils obtained from bituminous m	5.01	4.99	-0.42
					3004	Medicaments of mixed or unmixed products, for reta		4.20	
					8471	Automatic data processing machines...; magnetic re	0.56	0.98	76.65
					8429	Self-propelled bulldozers, angledozers, graders, l	0.30	0.81	166.03
		9018	Instruments and appliances used in medical, surgic		0.01	0.66	11381.17		
		2815	Hydroxides and peroxides of sodium or potassium		0.04	0.60	1296.73		
		1511	Palm oil and its fractions wheather or not refined		0.00	0.53	742329.59		
		8517	Electrical apparatus for line telephony or line te		0.31	0.51	65.82		
		7005	Float glass and surface ground or polished glass,		0.29	0.47	65.40		
		2711	Petroleum gases and other gaseous hydrocarbons		0.41	0.43	5.02		
		4011	New pneumatic tyres, of rubber		0.14	0.34	143.32		
		3602	Prepared explosives		0.00	0.29			
		8502	Electric generating sets and rotary converters		0.10	0.23	124.57		
		8413	Pumps for liquids; liquid elevators	0.12	0.22	79.09			
		3005	Wadding, gauze, etc with pharmaceutical substances	0.00	0.21				
		8523	Prepared unrecorded media for sound or similar rec	0.02	0.21	1151.09			
		9004	Spectacles, goggles and the like, corrective, prot	0.00	0.19				
		3306	Preparations for oral or dental hygiene (incl. Den	0.13	0.19	41.67			
	8501	Electric motors and generators (excl. Generating s	0.02	0.17	750.76				
	Burundi	2 digits	30	Pharmaceutical products.		1.44			
			22	Beverages, spirits and vinegar.	0.69	0.45	-34.34		
			19	Preparations of cereals, flour, starch or milk; pa		0.24			
			27	Mineral fuels, mineral oils and products of their	0.82	0.22	-73.57		
			84	Nuclear reactors, boilers, machinery and mechanica	0.73	0.18	-75.09		
			85	Electrical machinery and equipment and parts there	0.36	0.15	-59.54		
			28	Inorganic chemicals; organic or inorganic compound	0.01	0.07	754.78		
			15	Animal or vegetable fats and oils and their cleava	0.05	0.05	-6.11		
			33	Essential oils and resinoids; perfumery, cosmetic		0.03			
			11	Products of the milling industry; malt; starches;		0.03			
			73	Articles of iron or steel.	0.05	0.01	-71.88		
			34	Soap, organic surface-active agents, washing prepa	0.00	0.01	534.36		
			72	Iron and steel.	0.03	0.01	-60.57		
			10	Cereals.		0.01			
	90	Optical, photographic, cinematographic, measuring,	0.01	0.01	-23.23				
	38	Miscellaneous chemical products.	0.00	0.00	50.99				
	76	Aluminium and articles thereof.	0.00	0.00	111.58				
	94	Furniture; bedding, mattresses, mattress supports,	0.00	0.00	133.56				
	39	Plastics and articles thereof.	0.00	0.00	-28.73				
	96	Miscellaneous manufactured articles.	0.00	0.00	211.42				

Table 8c: Intra-EAC Re-Exports of the major twenty products for 2012 compared to 2011, (USD millions)

Partner state	Country of destination	Hs Level	Description of Goods	2011	2012	% change			
Kenya	Burundi	4 digits	3004	Medicaments of mixed or unmixed products, for reta	0.00	1.44			
			2204	Wine of fresh grapes, (incl. Fortified wines); oth	0.55	0.36	-34.74		
			1901	Malt extract; food preparations of flour, etc , ne	0.00	0.24			
			2711	Petroleum gases and other gaseous hydrocarbons	0.40	0.16	-60.93		
			8436	Other agricultural... Forestry machinery; poultry	0.12	0.08	-36.39		
			2815	Hydroxides and peroxides of sodium or potassium	0.00	0.07			
			2710	Petroleum oils and oils obtained from bituminous m	0.40	0.06	-84.88		
			8502	Electric generating sets and rotary converters	0.15	0.06	-62.52		
			1511	Palm oil and its fractions wheather or not refined	0.05	0.05	-6.11		
			2208	Undenatured ethyl alcohol of an alcoholic strength	0.13	0.05	-61.14		
			2205	Vermouth and other wine of fresh grapes, flavoured	0.01	0.04	641.81		
			8413	Pumps for liquids; liquid elevators	0.04	0.03	-32.31		
			8507	Electric accumulators (incl. Separators therefor)	0.01	0.03	375.21		
			3306	Preparations for oral or dental hygiene (incl. Den	0.00	0.03			
			1108	Starches and inulin	0.00	0.03			
			8471	Automatic data processing machines...; magnetic re	0.12	0.02	-83.49		
			8415	Air conditioning machines	0.06	0.02	-69.90		
			8541	Diodes, transistors, etc; photosensitive devices;	0.01	0.02	80.23		
			8501	Electric motors and generators (excl. Generating s	0.00	0.01	294.51		
8421	Centrifuges; filtering/purifying machinery... For	0.01	0.01	155.45					
Rwanda	Kenya	2 digits	27	Mineral fuels, mineral oils and products of their distillation;bituminous substances	3.35	8.54	155.27		
			87	Vehicles other than railway or tramway rolling?stock,and parts and accessories thereof	0.24	0.96	305.88		
			84	Nuclear reactors, boilers, machineryand mechanical appliances; parts thereof	0.28	0.07	-74.28		
			39	Plastics and articles thereof	0.19	0.07	-64.30		
			09	Coffee, tea, mate and spices	-	0.06	-		
			85	Electrical machinery and equipment and parts thereof;sound recorders and reproducers	0.03	0.03	-20.60		
			90	Optical, photographic,cinematographic, measuring, checking,precision,	0.70	0.02	-97.61		
			70	Ceramic products	0.03	0.01	-75.45		
			44	Wood and articles of wood; wood charcoal	0.05	0.00	-93.60		
			76	Aluminium and articles thereof	0.00	0.00	141.54		
			82	Tools, implements, cutlery, spoons and forks, of base metal;parts thereof of base metal	0.00	0.00	-5.18		
			49	Printed books, newspapers, pictures and other products of the printing industry	0.00	0.00	0.37		
			73	Articles of iron or steel	0.00	0.00	-46.12		
			63	Other made up textile articles; sets;worn clothing and worn textile articles; rags	0.00	0.00	667.78		
			41	Raw hides and skins (other than furskins) and leather	-	-	-		
		72	Iron and steel	-	-	-			
		23	Residues and waste from the food industries;prepared animal fodder	-	-	-			
		11	Products of the milling industry; malt; starches;inulin; wheat gluten	-	-	-			
		96	Miscellaneous manufactured articles	-	-	-			
		48	Paper and paperboard; articles of paper pulp,of paper or of paperboard	-	-	-			
				4 digits	2710	Petroleum oils and oils obtained from bituminous minerals, other than crude; preparation	3.35	8.54	155.27
					8716	Trailers and semi-trailers; other vehicles, not mechanically propelled; parts thereof.	-	0.69	-
					8704	Motor vehicles for the transport of goods.	0.18	0.18	4.57
					8703	Motor cars and other motor vehicles principally designed for the transport of persons (o	0.02	0.09	269.07
					8426	Ships' derricks; cranes, including cable cranes; mobile lifting frames, straddle carrier	0.22	0.07	-68.53
					3923	Articles for the conveyance or packing of goods, of plastics; stoppers, lids, caps and o	0.18	0.07	-63.72
					0901	Coffee, whether or not roasted or decaffeinated; coffee husks and skins; coffee substitu	-	0.06	-
					8518	Microphones and stands therefor; loudspeakers, whether or not mounted in their enclosure	-	0.02	-
					9030	Oscilloscopes, spectrum analysers and other instruments and apparatus for measuring or c	0.01	0.01	5.09
					7010	Carboys, bottles, flasks, jars, pots, phials, ampoules and other containers, of glass, o	0.03	0.01	-75.45
			9025	Hydrometers and similar floating instruments, thermometers, pyrometers, barometers, hydr	0.01	0.01	-0.60		
			8528	Reception apparatus for television, whether or not incorporating radio-broadcast receive	-	0.00	-		
			9017	Drawing, marking-out or mathematical calculating instruments (for example, drafting mach	0.00	0.00	127.19		
			8531	Electric sound or visual signalling apparatus (for example, bells, sirens, indicator pan	-	0.00	-		
			4418	Builders' joinery and carpentry of wood, including cellular wood panels, assembled parqu	-	0.00	-		
			8539	Electric filament or discharge lamps, including sealed beam lamp units and ultra-violet	-	0.00	-		
			8204	Hand-operated spanners and wrenches (including torque meter wrenches but not including t	0.00	0.00	4.81		
			8420	Calendering or other rolling machines, other than for metals or glass, and cylinders the	-	0.00	-		
			7604	Aluminium bars, rods and profiles.	0.00	0.00	33.79		
			4411	Fibreboard of wood or other ligneous materials, whether or not bonded with resins or oth	0.00	0.00	553.41		

Table 8c: Intra-EAC Re-Exports of the major twenty products for 2012 compared to 2011, (USD millions)

Partner state	Country of destination	Hs Level	Description of Goods	2011	2012	% change		
Rwanda	Tanzania	2 digits						
		27	Mineral fuels, mineral oils and products of their distillation;bituminous substances	-	3.38	-		
		87	Vehicles other than railway or tramway rolling?stock,and parts and accessories thereof	0.05	0.37	625.11		
		85	Electrical machinery and equipment and parts thereof;sound recorders and reproducers	0.00	0.09	2294.50		
		84	Nuclear reactors, boilers, machineryand mechanical appliances; parts thereof	0.14	0.09	-37.18		
		10	Cereals	0.06	0.06	11.43		
		94	Furniture; bedding, mattresses, mattress supports,cushions and similar stuffed furnishings;	-	0.01	-		
		63	Other made up textile articles; sets;worn clothing and worn textile articles; rags	0.01	0.00	-45.37		
		28	Inorganic chemicals; organic or inorganic compounds of precious metals, of rare-earth metals,	-	0.00	-		
		90	Optical, photographic,cinematographic, measuring, checking,precision,	0.00	0.00	286.87		
		69	Ceramic products	-	0.00	-		
		48	Paper and paperboard; articles of paper pulp,of paper or of paperboard	-	0.00	-		
		57	Carpets and other textile floor coverings	-	0.00	-		
		70	Ceramic products	-	0.00	-		
		26	Ores, slag and ash	-	-	-		
		09	Coffee, tea, mate and spices	-	-	-		
		11	Products of the milling industry; malt; starches;inulin; wheat gluten	0.00	-	-100.00		
		74	Copper and articles thereof	0.00	-	-100.00		
		96	Miscellaneous manufactured articles	0.00	-	-100.00		
		41	Raw hides and skins (other than furskins) and leather	0.07	-	-100.00		
		72	Iron and steel	-	-	-		
				4 digits				
				2710	Petroleum oils and oils obtained from bituminous minerals, other than crude; preparation	-	3.37	-
				8703	Motor cars and other motor vehicles principally designed for the transport of persons (o	0.05	0.29	473.92
				8525	Transmission apparatus for radio-telephony, radio-telegraphy, radio-broadcasting or tele	-	0.09	-
				1005	Maize (corn).	-	0.05	-
				8702	Motor vehicles for the transport of ten or more persons, including the driver.	-	0.04	-
				8479	Machines and mechanical appliances having individual functions, not specified or include	0.03	0.04	65.63
				8704	Motor vehicles for the transport of goods.	-	0.03	-
				8434	Milking machines and dairy machinery.	-	0.03	-
				8459	Machine-tools (including way-type unit head machines) for drilling, boring, milling, thr	-	0.02	-
				1006	Rice.	0.06	0.01	-83.91
				9403	Other furniture and parts thereof.	-	0.01	-
				6305	Sacks and bags, of a kind used for the packing of goods.	0.01	0.00	-66.50
				8528	Reception apparatus for television, whether or not incorporating radio-broadcast receive	-	0.00	-
				6309	Worn clothing and other worn articles.	-	0.00	-
				2804	Hydrogen, rare gases and other non-metals.	-	0.00	-
				8527	Reception apparatus for radio-telephony, radio-telegraphy or radio-broadcasting, whether	-	0.00	-
				8418	Refrigerators, freezers and other refrigerating or freezing equipment, electric or other	-	0.00	-
		8516	Electric instantaneous or storage water heaters and immersion heaters; electric space he	-	0.00	-		
		9007	Cinematographic cameras and projectos, whether or not incorporating sound recording or r	-	0.00	-		
		2716	Electrical energy. (optional heading)	-	0.00	-		
Uganda		2 digits						
		27	Mineral fuels, mineral oils and products of their distillation;bituminous substances	1.16	10.21	780.82		
		87	Vehicles other than railway or tramway rolling?stock,and parts and accessories thereof	0.25	2.11	726.73		
		84	Nuclear reactors, boilers, machineryand mechanical appliances; parts thereof	0.26	0.72	175.12		
		90	Optical, photographic,cinematographic, measuring, checking,precision,	0.01	0.10	717.11		
		92	Musical instruments;parts and accessories of such articles	0.01	0.06	503.67		
		73	Articles of iron or steel	0.00	0.04	1184.76		
		85	Electrical machinery and equipment and parts thereof;sound recorders and reproducers	0.02	0.02	-18.11		
		94	Furniture; bedding, mattresses, mattress supports,cushions and similar stuffed furnishings;	0.00	0.01	2772.86		
		63	Other made up textile articles; sets;worn clothing and worn textile articles; rags	-	0.01	-		
		39	Plastics and articles thereof	0.03	0.00	-85.74		
		70	Ceramic products	0.01	0.00	-37.79		
		22	Beverages, spirits and vinegar	-	0.00	-		
		28	Inorganic chemicals; organic or inorganic compounds of precious metals, of rare-earth metals,	-	0.00	-		
		17	Sugars and sugar confectionery	0.00	0.00	1043.93		
		48	Paper and paperboard; articles of paper pulp,of paper or of paperboard	-	0.00	-		
		30	Pharmaceutical products	-	0.00	-		
		62	Articles of apparel and clothing accessories, not knittedor crocheted	-	0.00	-		
		44	Wood and articles of wood; wood charcoal	0.00	0.00	68877.93		
		38	Miscellaneous chemical products	-	0.00	-		
49	Printed books, newspapers, pictures and other products of the printing industry; manuscripts	0.00	0.00	92.81				

Table 8c: Intra-EAC Re-Exports of the major twenty products for 2012 compared to 2011, (USD millions)

Partner state	Country of destination	Hs Level	Description of Goods	2011	2012	% change
Rwanda	Uganda	4 digits				
		2710	Petroleum oils and oils obtained from bituminous minerals, other than crude; preparation	1.16	10.21	780.82
		8703	Motor cars and other motor vehicles principally designed for the transport of persons (o	0.16	1.61	880.27
		8429	Self-propelled bulldozers, angledozers, graders, levellers, scrapers, mechanical shovels	0.15	0.68	340.36
		8704	Motor vehicles for the transport of goods.	0.09	0.45	395.44
		9010	Apparatus and equipment for photographic (including cinematographic) laboratories (inclu	-	0.08	-
		8705	Special purpose motor vehicles, other than those principally designed for the transport	-	0.05	-
		9208	Musical boxes, fairground organs, mechanical street organs, mechanical singing birds, mu	-	0.03	-
		8430	Other moving, grading, levelling, scraping, excavating, tamping, compacting, extracting	-	0.03	-
		7308	Structures (excluding prefabricated buildings of heading 94.06) and parts of structures	-	0.03	-
		9008	Image projectors, other than cinematographic; photographic (other than cinematographic)	-	0.02	-
		9405	Lamps and lighting fittings including searchlights and spotlights and parts thereof, not	0.00	0.01	2772.86
		9206	Percussion musical instruments (for example, drums, xylophones, cymbals, castanets, mara	-	0.01	-
		9209	Parts (for example, mechanisms for musical boxes) and accessories (for example, cards, d	0.01	0.01	70.82
		6306	Tarpaulins, awnings and sunblinds; tents; sails for boats, sailboards or landcraft; camp	-	0.01	-
		8518	Microphones and stands therefor; loudspeakers, whether or not mounted in their enclosure	0.01	0.01	36.10
		8431	Parts suitable for use solely or principally with the machinery of headings 84.25 to 84.	0.10	0.01	-93.08
		8526	Radar apparatus, radio navigational aid apparatus and radio remote control apparatus.	-	0.01	-
		7306	Other tubes, pipes and hollow profiles (for example, open seam or welded, riveted or sim	0.00	0.00	662.99
		9207	Musical instruments, the sound of which is produced, or must be amplified, electrically	0.00	0.00	41.05
3923	Articles for the conveyance or packing of goods, of plastics; stoppers, lids, caps and o	0.03	0.00	-85.74		
Burundi		2 digits				
		87	Vehicles other than railway or tramway rolling stock, and parts and accessories thereof	2.60	3.61	38.93
		27	Mineral fuels, mineral oils and products of their distillation; bituminous substances;	0.07	0.35	391.86
		84	Nuclear reactors, boilers, machinery and mechanical appliances; parts thereof	0.06	0.07	22.60
		73	Articles of iron or steel	-	0.01	-
		85	Electrical machinery and equipment and parts thereof; sound recorders and reproducers,	0.01	0.01	43.78
		20	Preparations of vegetables, fruit, nuts or other parts of plants	-	0.01	-
		40	Rubber and articles thereof	-	0.00	-
		82	Tools, implements, cutlery, spoons and forks, of base metal; parts thereof of base metal	0.00	0.00	23870.60
		10	Cereals	-	-	-
		72	Iron and steel	0.04	-	-100.00
		39	Plastics and articles thereof	0.00	-	-100.00
		07	Edible vegetables and certain roots and tubers	-	-	-
		22	Beverages, spirits and vinegar	0.00	-	-100.00
		70	Ceramic products	-	-	-
		25	Salt; sulphur; earths and stone; plastering materials, lime and cement	-	-	-
		64	Footwear, gaiters and the like; parts of such articles	-	-	-
		33	Essential oils and resinoids; perfumery, cosmetic or toilet preparations	-	-	-
		01	Live animals	-	-	-
		94	Furniture; bedding, mattresses, mattress supports, cushions and similar stuffed furnishings;	0.00	-	-100.00
11	Products of the milling industry; malt; starches; inulin; wheat gluten	0.13	-	-100.00		
		4 digits				
		8703	Motor cars and other motor vehicles principally designed for the transport of persons (o	2.15	3.00	39.48
		8704	Motor vehicles for the transport of goods.	0.36	0.30	-16.63
		2710	Petroleum oils and oils obtained from bituminous minerals, other than crude; preparation	0.07	0.24	246.52
		8702	Motor vehicles for the transport of ten or more persons, including the driver.	0.07	0.19	158.27
		8705	Special purpose motor vehicles, other than those principally designed for the transport	-	0.12	-
		2711	Petroleum gases and other gaseous hydrocarbons.	-	0.10	-
		8415	Air conditioning machines, comprising a motor-driven fan and elements for changing the t	-	0.04	-
		7311	Containers for compressed or liquefied gas, of iron or steel.	-	0.01	-
		8429	Self-propelled bulldozers, angledozers, graders, levellers, scrapers, mechanical shovels	-	0.01	-
		8418	Refrigerators, freezers and other refrigerating or freezing equipment, electric or other	0.01	0.01	13.72
		2009	Fruit juices (including grape must) and vegetable juices, unfermented and not containing	-	0.01	-
		8459	Machine-tools (including way-type unit head machines) for drilling, boring, milling, thr	-	0.01	-
		8528	Reception apparatus for television, whether or not incorporating radio-broadcast receive	0.00	0.01	44.92
		4014	Hygienic or pharmaceutical articles (including teats), of vulcanised rubber other than h	-	0.00	-
		8527	Reception apparatus for radio-telephony, radio-telegraphy or radio-broadcasting, whether	-	0.00	-
		8207	Interchangeable tools for hand tools, whether or not power-operated, or for machine-tool	-	0.00	-
		8430	Other moving, grading, levelling, scraping, excavating, tamping, compacting, extracting	-	0.00	-
		1005	Maize (corn).	-	-	-
		7214	Other bars and rods of iron or non-alloy steel, not further worked than forged, hot-roll	0.04	-	-100.00
3923	Articles for the conveyance or packing of goods, of plastics; stoppers, lids, caps and o	-	-	-		

Table 8c: Intra-EAC Re-Exports of the major twenty products for 2012 compared to 2011, (USD millions)

Partner state	Country of destination	Hs Level	Description of Goods	2011	2012	% change
Burundi	Kenya	2 digits				
		72	Iron And Steel	0.09	0.10	10.34
		84	Nuclear Reactors, Boilers, Mchy & Mech Appliance; Parts	0.00	0.13	43318.04
		79	Zinc And Articles Thereof	0.00	0.00	-
		76	Aluminium And Articles Thereof	0.00	0.00	-
		90	Optical, Photo, Cine, Meas, Checking, Precision, Etc	0.00	0.01	-
		4 digits				
		7204	Ferrous Waste And Scrap; Remelting Scrap Ingots Of Iron Or Steel	0.09	0.10	10.34
		7602	Aluminium Waste And Scrap	0.00	0.00	-
		7902	Zinc Waste And Scrap	0.00	0.00	-
	8472	Other Office Machines (Incl. Hectograph... Duplicating Machines...)	0.00	0.00	-	
	8479	Machines And Mechanical Appliances, Having Individual Functions, Nes	0.00	0.00	-	
	9031	Measuring Or Checking Instruments, Appliances And Machines, Nes	0.00	0.00	-	
	Tanzania	2 digits				
		72	Iron And Steel	0.99	0.38	-61.37
		79	Zinc And Articles Thereof	0.01	0.00	-100.00
		87	Vehicles O/T Railw/Tramw Roll-Stock, Pts & Accessories	0.00	2.21	147217.37
		85	Electrical Mchy Equip Parts Thereof; Sound Recorder Etc	0.00	0.01	805.77
		84	Nuclear Reactors, Boilers, Mchy & Mech Appliance; Parts	0.00	1.07	237791.25
		4 digits				
7204		Ferrous Waste And Scrap; Remelting Scrap Ingots Of Iron Or Steel	0.99	0.38	-61.37	
8430		Earth Moving... Machinery, Nes; Pile-Drivers/Extractors; Snow-Ploughs	0.00	0.05	-	
8431		Parts Suitable For Use With The Machinery Of 84.25 To 84.30	0.00	0.00	-	
8504	Electrical Transformers, Static Converters And Inductors	0.00	0.00	-		
Uganda	2 digits					
	72	Iron And Steel	0.91	0.49	-46.11	
	84	Nuclear Reactors, Boilers, Mchy & Mech Appliance; Parts	0.00	0.18	-	
	85	Electrical Mchy Equip Parts Thereof; Sound Recorder Etc	0.00	0.05	-	
	79	Zinc And Articles Thereof	0.00	0.00	-	
	31	Fertilisers	0.00	0.00	-	
	70	Glass And Glassware	0.00	0.20	-	
	4 digits					
	7204	Ferrous Waste And Scrap; Remelting Scrap Ingots Of Iron Or Steel	0.91	0.49	-46.54	
	7002	Glass In Balls, Rods Or Tubes, Unworked	0.00	0.00	-	
8478	Machinery For Preparing Or Making Up Tobacco, Nes	0.00	0.15	-		
8504	Electrical Transformers, Static Converters And Inductors	0.00	0.00	-		
3105	Mineral Or Chemical Fertilizers, Nes; Other Fertilizers; Goods =<10Kg	0.00	0.00	-		
7210	Rolled Iron Or Non-Alloy Steel, >=600Mm Wide, Clad, Plated Or Coated	0.00	0.00	-		
7010	Carboys, Bottles, Flasks... Ampoules, Etc; Stoppers, Lids..., Of Glass	0.00	0.20	-		

Table 8c: Intra-EAC Re-Exports of the major twenty products for 2012 compared to 2011, (USD millions)

Partner state	Country of destination	Hs Level	Description of Goods	2011	2012	% change		
Tanzania	Kenya	2 digits						
		84	Nuclear Reactors, Boilers, Mchy & Mech Appliance; Parts	1.87	5.81	211.29		
		73	Articles Of Iron And Steel	0.21	2.47	1060.28		
		27	Mineral Fuels, Oils & Product Of Their Distillation; Etc	0.01	2.05	24609.36		
		87	Vehicles O/T Railw/Tranw Rool-Stock, Pts & Accessories	0.71	1.72	140.20		
		70	Glass And Glassware	0.00	1.33	329516.54		
		85	Electrical Mchy Equip Parts Thereof; Sound Recorder Etc	0.22	0.74	237.19		
		90	Optical, Photo, Cine, Meas, Checking, Precision, Etc	0.08	0.65	721.76		
		94	Furniture; Bedding, Mattress, Matt Support, Cushion Etc	0.02	0.29	1319.48		
		39	Plastics And Articles Thereof	0.03	0.22	687.73		
		04	Dairy Prod; Birds' Eggs; Natural Honey; Edible Prod Nes	0.07	0.20	176.56		
		69	Ceramic Products	0.00	0.15	84343.09		
		31	Fertilisers	0.00	0.10	-		
		82	Tool, Implement, Cutlery, Spoon & Fork, Of Base Met Etc	0.00	0.08	64115.38		
		63	Other Made Up Textile Articles; Sets; Worn Clothing Etc	0.48	0.07	-84.65		
		58	Special Wooven Fab; Tufted Tex Fab; Lace; Tapestries Etc	0.00	0.07	52442.52		
		49	Printed Books, Newspapers, Pictures & Other Product Etc	0.00	0.07	3080.50		
		32	Tanning/Dyeing Extract; Tannins & Derivs; Pigm Etc	0.00	0.05	-		
		36	Explosives; Pyrotechnic Prod; Matches; Pyro Alloy; Etc	0.03	0.03	3.25		
		20	Prep Of Vegetable, Fruit, Nuts Or Other Parts Of Plants	0.04	0.02	-51.96		
		38	Miscellaneous Chemical Products	0.02	0.02	5.45		
				4 digits				
				8429	Self-Propelled Bulldozers, Angledozer, Graders, Levellers, Etc	0.10	2.61	0.00
				7304	Tubes, Pipes And Hollow Profiles, Seamless, Of Iron (Excl. Cast), Steel	0.00	1.91	0.00
				2711	Petroleum Gases And Other Gaseous Hydrocarbons	0.00	1.68	0.00
				7010	Carboys, Bottles, Flasks... Ampoules, Etc; Stoppers, Lids..., Of Glass	0.00	1.33	0.00
				8431	Parts Suitable For Use With The Machinery Of 84.25 To 84.30	0.00	1.16	115900.00
				8705	Special Purpose Motor Vehicles (Eg Crane, Fire-Fighting, Etc, Vehicles)	0.24	0.57	138.49
				8704	Motor Vehicles For The Transport Of Goods	0.06	0.56	0.00
				9007	Cinematographic Cameras And Projectors	0.04	0.40	0.00
				8465	Machine-Tools For Working Wood, Cork, Bone, Hard Rubber, Etc	0.00	0.38	0.00
				2710	Petroleum Oils And Oils Obtained From Bituminous Minerals, Other Than Crude	0.01	0.37	4575.00
				8703	Motor Cars And Other Motor Vehicles For The Transport Of Persons	0.16	0.37	126.38
		8426	Derricks; Cranes; Mobile Lifting Frames... Trucks Fitted With A Crane	1.37	0.27	-80.01		
		9406	Prefabricated Buildings	0.00	0.27	0.00		
		8502	Electric Generating Sets And Rotary Converters	0.05	0.26	0.00		
		8427	Fork-Lift Trucks; Works Trucks Fitted With Lifting/Handling Equipment	0.02	0.26	962.50		
		8481	Taps, Cocks, Valves And Similar Appliances For Pipes, Boiler Shells...	0.00	0.20	0.00		
		0402	Milk And Cream, Concentrated Or Sweetened	0.07	0.20	172.22		
		8528	Television Receivers (Incl. Video Monitors And Video Projectors)	0.00	0.18	5966.67		
		9015	Surveying, Hydrographic, Oceanographic... Instruments/Appliances, Nes	0.02	0.18	0.00		
		6912	Ceramic Tableware, Kitchenware Excl. Porcelain Or China	0.00	0.15	0.00		

Table 8c: Intra-EAC Re-Exports of the major twenty products for 2012 compared to 2011, (USD millions)

Partner state	Country of destination	Hs Level	Description of Goods	2011	2012	% change		
Tanzania	Uganda	2 digits						
		10	Cereals	4.19	23.55	462.48		
		84	Nuclear Reactors, Boilers, Mchy & Mech Appliance; Parts	1.65	5.34	223.09		
		31	Fertilisers	1.84	3.17	72.70		
		27	Mineral Fuels, Oils & Product Of Their Distillation; Etc	0.18	2.29	1185.92		
		90	Optical, Photo, Cine, Meas, Checking, Precision, Etc	0.01	1.26	11775.89		
		85	Electrical Mchy Equip Parts Thereof; Sound Recorder Etc	0.09	0.50	480.91		
		63	Other Made Up Textile Articles; Sets; Worn Clothing Etc	0.00	0.37	168123.85		
		87	Vehicles O/T Railw/Tranw Rool-Stock, Pts & Accessories	0.18	0.19	0.00		
		96	Miscellaneous Manufactured Articles	0.00	0.07	0.00		
		39	Plastics And Articles Thereof	0.19	0.03	0.00		
		38	Miscellaneous Chemical Products	0.00	0.02	0.00		
		17	Sugars And Sugar Confectionery	0.00	0.02	0.00		
		34	Soap, Organic Surface-Active Agents, Washing Prep, Etc	0.00	0.02	0.00		
		73	Articles Of Iron And Steel	0.00	0.01	0.00		
		44	Wood And Articles Of Wood; Wood Charcoal	0.00	0.01	0.00		
		19	Prep Of Cereal, Flour, Starch/Milk; Pastrycooks' Prod	0.01	0.01	-21.88		
		94	Furniture; Bedding, Mattress, Matt Support, Cushion Etc	0.00	0.01	0.00		
		86	Railw/Tramw Locom, Rolling-Stock & Parts Thereof; Etc	0.00	0.01	0.00		
		04	Dairy Prod; Birds' Eggs; Natural Honey; Edible Prod Nes	0.00	0.00	0.00		
		70	Glass And Glassware	0.00	0.00	0.00		
				4 digits				
				1001	Wheat And Meslin	4.19	23.55	462.46
				8431	Parts Suitable For Use With The Machinery Of 84.25 To 84.30	0.00	4.70	0.00
				3102	Mineral Or Chemical Fertilizers, Nitrogenous	0.39	2.41	0.00
				2711	Petroleum Gases And Other Gaseous Hydrocarbons	0.00	2.15	0.00
				9015	Surveying, Hydrographic, Oceanographic... Instruments/Appliances, Nes	0.01	1.24	0.00
				8429	Self-Propelled Bulldozers, Angledozer, Graders, Levellers, Etc	0.95	0.32	-66.53
				3103	Mineral Or Chemical Fertilizers, Phosphatic	0.47	0.31	0.00
				8504	Electrical Transformers, Static Converters And Inductors	0.00	0.27	0.00
				6306	Tarpaulins, Etc; Tents; Sails; Camping Equipment	0.00	0.26	0.00
				3105	Mineral Or Chemical Fertilizers, Nes; Other Fertilizers; Goods =<10Kg	0.28	0.23	0.00
				3104	Mineral Or Chemical Fertilizers, Potassic	0.70	0.22	0.00
				2710	Petroleum Oils And Oils Obtained From Bituminous Minerals, Other Than Crude	0.18	0.15	0.00
				8467	Tools For Working In The Hand, Pneumatic Or With Non-Electric Motor	0.00	0.14	0.00
				8502	Electric Generating Sets And Rotary Converters	0.00	0.14	0.00
				8703	Motor Cars And Other Motor Vehicles For The Transport Of Persons	0.01	0.10	0.00
				8413	Pumps For Liquids; Liquid Elevators	0.00	0.09	0.00
				6301	Blankets and Travelling Rugs	0.00	0.08	0.00
		9617	Vacuum Flasks And Other Vacuum Vessels	0.00	0.07	0.00		
		8701	Tractors (Excl. Tractors Of 87.09)	0.00	0.06	0.00		
		8518	Microphones; Loudspeakers; Headphones...; Electric Amplifiers...	0.00	0.03	0.00		
	Burundi	2 digits						
		31	Fertilisers	7.81	4.35	-44.31		
		84	Nuclear Reactors, Boilers, Mchy & Mech Appliance; Parts	0.08	2.98	0.00		
		73	Articles Of Iron And Steel	0.00	0.14	68203.35		
		39	Plastics And Articles Thereof	0.05	0.14	156.87		
		85	Electrical Mchy Equip Parts Thereof; Sound Recorder Etc	0.03	0.14	327.09		
		63	Other Made Up Textile Articles; Sets; Worn Clothing Etc	0.00	0.10	0.00		
		72	Iron And Steel	0.00	0.10	0.00		
		36	Explosives; Pyrotechnic Prod; Matches; Pyro Alloy; Etc	0.01	0.10	882.83		
		46	Manufactures Os Straw, Esparto/Other Plaiting Mat; Etc	0.00	0.08	0.00		
		87	Vehicles O/T Railw/Tranw Rool-Stock, Pts & Accessories	0.01	0.07	502.77		
		27	Mineral Fuels, Oils & Product Of Their Distillation; Etc	0.10	0.05	-55.08		
		76	Aluminium And Articles Thereof	0.00	0.04	0.00		
		94	Furniture; Bedding, Mattress, Matt Support, Cushion Etc	0.00	0.03	0.00		
		68	Art Of Stone, Plaster, Cement, Asbestos, Mica/Sim Mat	0.00	0.01	0.00		
		54	Man-Made Filaments	0.00	0.01	0.00		
		83	Miscellaneous Articles Of Base Metal	0.00	0.01	0.00		
		25	Salt; Sulphur; Earth & Ston; Plastering Mat; Lime & Cem	0.00	0.01	0.00		
		28	Inorgn Chem; Compds Of Prec Met, Radioact Elements Etc	0.00	0.01	257.78		
		70	Glass And Glassware	0.00	0.01	1214.14		
	29	Organic Chemicals	0.00	0.01	0.00			

Table 8c: Intra-EAC Re-Exports of the major twenty products for 2012 compared to 2011, (USD millions)

Partner state	Country of destination	Hs Level	Description of Goods	2011	2012	% change
Tanzania	Burundi	4 digits	8432 Machinery For Soil Preparation/Cultivation; Lawn/Sports-Ground Rollers	0.00	2.87	0.00
			3102 Mineral Or Chemical Fertilizers, Nitrogenous	7.53	2.26	0.00
			3105 Mineral Or Chemical Fertilizers, Nes; Other Fertilizers; Goods =<10Kg	0.05	2.09	0.00
			7323 Table, Kitchen Or Household Articles And Parts Thereof Of Iron Or Steel	0.00	0.12	0.00
			7215 Other Bars And Rods Of Iron Or Non-Alloy Steel	0.00	0.10	0.00
			3602 Prepared Explosives	0.01	0.10	0.00
			8502 Electric Generating Sets And Rotary Converters	0.02	0.09	0.00
			4601 Plaits, Etc; Plaiting Materials, Etc, Woven, In Sheet Form	0.00	0.08	0.00
			3901 Polymers Of Ethylene, In Primary Forms	0.05	0.08	0.00
			8708 Parts And Accessories Of The Motor Vehicles Of 87.01 To 87.05	0.00	0.07	0.00
			8451 Machinery, Nes, For Washing, Cleaning, Wringing, Drying, Ironing, Etc	0.00	0.05	0.00
			2712 Petroleum Jelly; Paraffin Wax... And Other Mineral Waxes, Etc	0.05	0.04	0.00
			3907 Polyethers And Epoxide Resins; Polyesters, In Primary Forms	0.00	0.04	0.00
			6306 Tarpaulins, Etc; Tents; Sails; Camping Equipment	0.00	0.04	0.00
			8501 Electric Motors And Generators (Excl. Generating Sets)	0.00	0.04	0.00
			6304 Other Furnishing Articles, Nes (Excl. Of 94.04)	0.00	0.04	0.00
			7610 Aluminium Structures And Parts Of Structures; Plates, Rods... Therefor	0.00	0.03	0.00
			6301 Blanketsand Travelling Rugs	0.00	0.03	0.00
	9404 Mattress Supports; Articles Of Bedding, Sprung, Stuffed, Etc	0.00	0.03	0.00		
	8401 Nuclear Reactors; Fuel Elements...; Machinery For Isotopic Separation	0.00	0.03	0.00		
	Rwanda	2 digits	31 Fertilisers	21.07	25.19	19.54
			85 Electrical Mchy Equip Parts Thereof; Sound Recorder Etc	0.38	2.47	0.00
			84 Nuclear Reactors, Boilers, Mchy & Mech Appliance; Parts	0.83	0.97	0.00
			27 Mineral Fuels, Oils & Product Of Their Distillation; Etc	0.12	0.74	523.25
			87 Vehicles O/T Railw/Tranw Rool-Stock, Pts & Accessories	1.13	0.58	-48.30
			36 Explosives; Pyrotechnic Prod; Matches; Pyro Alloy; Etc	0.46	0.53	15.02
			69 Ceramic Products	0.41	0.35	-14.86
			10 Cereals	8.38	0.21	0.00
			39 Plastics And Articles Thereof	0.02	0.20	856.63
			76 Aluminium And Articles Thereof	0.00	0.16	18054.42
			73 Articles Of Iron And Steel	0.03	0.12	271.51
			15 Animal/Veg Fats & Oil & Their Cleavage Products; Etc	0.00	0.10	0.00
			63 Other Made Up Textile Articles; Sets; Worn Clothing Etc	0.00	0.09	0.00
			28 Inorgn Chem; Comps Of Prec Met, Radioact Elements Etc	0.00	0.05	0.00
			44 Wood And Articles Of Wood; Wood Charcoal	0.01	0.03	0.00
			20 Prep Of Vegetable, Fruit, Nuts Or Other Parts Of Plants	0.02	0.02	0.00
			70 Glass And Glassware	0.04	0.02	0.00
			29 Organic Chemicals	0.00	0.01	0.00
32 Tanning/Dyeing Extract; Tannins & Derivs; Pigm Etc			0.00	0.01	0.00	
48 Paper & Paperboard; Art Of Paper Pulp, Paper/Paperboard			0.03	0.01	0.00	
	4 digits	3105 Mineral Or Chemical Fertilizers, Nes; Other Fertilizers; Goods =<10Kg	16.69	20.79	24.59	
		3102 Mineral Or Chemical Fertilizers, Nitrogenous	4.38	3.82	0.00	
		8502 Electric Generating Sets And Rotary Converters	0.00	1.44	0.00	
		8429 Self-Propelled Bulldozers, Angledozer, Graders, Levellers, Etc	0.37	0.66	0.00	
		3103 Mineral Or Chemical Fertilizers, Phosphatic	0.00	0.58	0.00	
		8506 Primary Cells And Primary Batteries	0.13	0.55	0.00	
		3602 Prepared Explosives	0.47	0.53	14.84	
		2714 Bitumen And Asphalt, Natural; Bituminous Or Oil Shale...; Asphaltites...	0.11	0.38	254.21	
		6907 Unglazed Ceramic Flags, Paving, Hearth Or Wall Tiles; Mozaic Cubes, Etc	0.10	0.35	237.50	
		2710 Petroleum Oils And Oils Obtained From Bituminous Minerals, Other Than Crude	0.00	0.22	0.00	
		1001 Wheat And Meslin	8.38	0.21	0.00	
		8432 Machinery For Soil Preparation/Cultivation; Lawn/Sports-Ground Rollers	0.00	0.20	0.00	
		8703 Motor Cars And Other Motor Vehicles For The Transport Of Persons	0.00	0.19	0.00	
		8504 Electrical Transformers, Static Converters And Inductors	0.00	0.16	0.00	
		8704 Motor Vehicles For The Transport Of Goods	1.05	0.15	0.00	
		8708 Parts And Accessories Of The Motor Vehicles Of 87.01 To 87.05	0.01	0.14	0.00	
		2711 Petroleum Gases And Other Gaseous Hydrocarbons	0.01	0.14	0.00	
		8535 Electrical Apparatus For Switching... Electrical Circuits, >1000V	0.00	0.13	0.00	
3907 Polyethers And Epoxide Resins; Polyesters, In Primary Forms	0.00	0.13	0.00			
7615 Table, Kitchen, Household And Sanitary Articles... Of Aluminium	0.00	0.13	0.00			

Source: Partner States' Revenue Authorities

Table 9a: Imports of Sensitive Products from EAC countries, 2010-2012, (US\$ million)

HS Subheading	Description of Goods	Uganda				Tanzania				Kenya				Rwanda				Burundi					
		2010		% change		2010		% change		2010		% change		2010		% change		2010		% change			
		2011	2012	2011	2012	2011	2012	2011	2012	2011	2012	2011	2012	2011	2012	2011	2012	2011	2012	2011	2012		
0401	Milk And Cream, Not Concentrated Or Sweetened	1.26	1.30	1.30	0.51	3.81	6.82	8.27	21.29	5.73	5.20	4.95	-4.88	0.57	0.44	0.67	53.54	0.00	0.00	0.00	0.00	0.00	2181.44
0402	Milk And Cream, Concentrated Or Sweetened	0.59	0.48	0.47	-1.20	0.19	1.66	0.27	-83.86	4.12	9.74	10.68	9.75	0.21	0.10	0.03	-68.14	0.00	0.06	0.01	0.06	0.01	-82.86
1001	Wheat And Meslin	1.13	0.59	1.84	214.26	0.00	404.58	0.14	-99.97	0.38	0.00	0.00	-	0.54	1.20	0.58	-51.84	0.15	0.00	0.01	0.00	0.01	-
1005	Maize(Corn)	0.20	0.32	0.65	101.35	2.03	15.42	21.04	36.47	12.68	32.72	60.00	83.37	14.29	6.23	9.13	46.44	0.01	0.37	3.04	0.37	3.04	714.11
1006	Rice	8.06	10.94	8.08	-26.15	0.00	15.75	0.00	-100.00	7.12	4.42	0.53	-88.11	10.04	10.60	2.03	-80.82	1.18	0.32	4.89	0.32	4.89	1420.59
1101	Wheat Flour	0.21	0.27	0.14	-46.11	0.04	21.74	0.01	-99.96	0.60	0.25	0.02	-90.94	0.35	0.43	0.00	-98.85	0.76	1.25	2.34	1.25	2.34	87.32
1102	Cereal Flours, (Excl. Wheat Or Meslin)	0.08	0.51	0.09	-82.16	0.05	4.49	0.46	-89.80	0.00	0.86	0.12	-85.63	2.67	1.17	0.68	-41.81	0.00	0.46	0.75	0.46	0.75	64.32
1701	Cane Or Beet Sugar And Chemically Pure Sucrose	1.58	0.51	0.72	40.80	0.02	112.70	0.66	-99.41	6.13	0.05	24.87	51040.36	20.36	16.12	16.64	3.23	0.00	0.00	0.00	0.00	0.01	20704.66
2203	Beer Made From Malt	19.85	20.84	18.33	-12.05	2.80	6.14	0.17	-97.20	0.00	2.65	2.99	12.80	0.67	0.00	1.08	27901.18	0.22	1.11	1.46	1.11	1.46	32.10
2402	Cigars, Cigarillos, Cigarettes, Etc, Of Tobacco	10.83	12.75	10.48	-17.79	0.61	1.61	0.66	-59.19	0.00	0.01	0.02	195.78	3.73	4.14	4.08	-1.41	0.34	0.47	0.61	0.47	0.61	29.19
2403	Other Manufactured Tobacco And Substitutes	0.00	0.00	0.00	-90.20	0.00	0.06	0.00	-100.00	0.00	0.00	0.00	-	-	0.00	0.00	-77.60	0.00	0.00	0.00	0.00	0.00	-100.00
2523	Portland Cement, Aluminous Cement	69.99	81.78	58.13	-28.92	1.31	70.93	4.57	-93.55	0.00	0.00	0.00	-	42.08	51.50	66.45	29.04	14.38	13.58	15.17	13.58	15.17	11.69
3303	Perfumes And Toilet Water	0.02	0.02	0.03	29.85	0.00	1.52	0.08	-94.74	0.00	0.00	0.00	-	0.13	0.06	0.11	70.57	0.00	0.01	0.01	0.01	0.01	33.72
3307	Shaving Preparations, Personal Deodorants, Etc, Nes	0.02	0.02	0.05	115.34	0.01	1.61	0.21	-86.96	0.00	0.00	0.00	-	0.11	0.22	0.37	69.67	0.02	0.03	0.01	0.03	0.01	-66.07
3605	Matches, Other Than Pyrotechnic Articles	0.00	0.00	0.00	501.50	0.01	2.93	0.00	-100.00	0.26	0.32	0.00	-100.00	0.06	0.23	0.34	50.02	0.02	0.00	0.00	0.00	0.00	477.83
4421	Other Articles Of Wood	0.04	0.05	0.02	-61.88	0.01	0.69	0.02	-96.96	0.00	0.00	0.00	-100.00	0.09	0.05	1.46	2609.01	-	-	-	-	-	-
5208	Woven Fabrics Of Cotton, With >=85% Cotton, But <200G/M2	0.10	0.13	0.12	-4.92	0.06	0.60	0.02	-97.50	0.12	0.09	0.04	-54.23	0.06	0.21	0.24	15.90	0.03	0.00	0.00	0.00	0.00	-
5209	Woven Fabrics Of Cotton, With >=85% Cotton, >=200G/M2	0.14	0.00	0.01	160.82	0.01	0.26	0.00	-100.00	0.36	0.03	0.00	-100.00	0.06	0.32	0.15	-54.88	0.01	0.00	0.00	0.00	0.00	-100.00
5210	Woven Cotton Fabrics With Man-Made Fibres And <85% Cotton, <=200G/M2	0.02	0.03	0.03	18.51	0.01	0.48	0.00	-100.00	0.00	0.00	0.00	-	0.01	0.01	0.01	-32.24	0.02	0.00	0.00	0.00	0.00	284.79
5211	Woven Cotton Fabrics With Man-Made Fibres, With <85% Cotton, >200G/M2	0.03	0.00	0.00	-	-	0.09	0.00	-95.56	0.52	0.60	0.50	-17.62	0.01	0.02	0.01	-41.96	0.01	0.00	0.00	0.00	0.00	-87.81
5212	Other Woven Fabrics Of Cotton, Nes	0.01	0.01	0.00	-39.63	0.00	0.90	0.02	-97.89	0.05	0.00	0.02	-	0.01	0.02	0.02	40.65	0.00	0.01	0.00	0.01	0.00	-97.64
5513	Woven Fabrics, <85% Synthetic Staple Fibres, With Cotton, <=170G/M2	0.31	0.69	0.25	-63.85	0.01	1.63	0.00	-100.00	0.01	0.00	0.00	-	0.13	0.46	0.08	-81.86	0.00	0.00	0.00	0.00	0.00	-100.00
5514	Woven Fabrics, <85% Synthetic Fibres, Mixed With Cotton, >170G/M2	0.22	0.21	0.12	-41.44	0.00	0.52	0.01	-98.85	0.00	0.00	0.00	-	0.06	0.08	0.10	20.89	0.01	0.00	0.01	0.00	0.01	1222.94
6211	Track Suits, Ski Suits And Swimwear; Other Than Garments	0.07	0.02	0.16	815.24	0.06	1.59	0.02	-98.55	0.00	0.00	0.00	-	0.02	0.03	0.05	42.21	0.00	0.00	0.00	0.00	0.00	-98.86
6302	Bed Linen, Table Linen, Toilet Linen And Kitchen Linen	0.10	0.04	0.08	107.78	0.03	5.25	0.01	-99.81	0.01	0.19	0.25	29.56	0.05	0.07	0.11	56.17	0.01	0.01	0.01	0.01	0.02	59.38
6305	Sacks And Bags, Used For Packing Goods	2.23	2.30	3.05	32.58	0.54	6.89	0.03	-99.51	0.04	0.93	4.21	352.34	1.02	1.44	2.45	69.84	0.00	0.05	0.01	0.05	0.01	-76.09
6309	Worn Clothing	0.77	0.45	0.31	-32.45	0.59	57.46	0.51	-99.11	0.25	0.44	0.34	-21.07	0.46	0.54	12.78	2276.31	0.16	0.11	0.06	0.11	0.06	-47.59
8309	Stoppers,Caps And Lids	5.29	6.60	7.12	7.85	4.18	6.90	4.43	-35.75	0.00	0.04	0.00	-100.00	0.33	0.15	0.48	231.14	0.00	0.00	0.00	0.00	0.00	-94.46
8506	Primary Cells And Primary Batteries	0.12	0.27	0.21	-24.95	0.30	10.62	0.56	-94.75	0.00	0.00	0.09	-	0.04	0.03	0.04	49.73	0.07	0.04	0.01	0.04	0.01	-79.78
8704	Motor Vehicles For The Transport Of Goods	2.39	4.27	4.73	10.67	6.10	269.97	11.22	-95.84	0.00	0.00	0.00	-	0.00	0.02	0.06	294.15	0.03	0.06	0.27	0.06	0.27	336.67
	Total	125.66	145.41	116.53	-19.86	22.77	103.181	53.40	-94.82	38.38	58.53	109.64	87.31	98.15	95.88	120.24	25.41	17.44	17.94	17.44	17.94	28.69	59.85

Source: Partner States' Revenue Authorities

Table 9b: Imports of Sensitive Products from Non-EAC countries, 2010-2012 (US\$ million)

HS Subheading	Description of Goods	Uganda			Tanzania			Kenya			Rwanda			Burundi							
		2010	2011	2012 % change	2010	2011	2012 % change	2010	2011	2012 % change	2010	2011	2012 % change	2010	2011	2012 % change					
		0401	Milk And Cream, Not Concentrated Or Sweetened	0.06	0.11	0.09	-21.01	1.87	2.72	2.47	-8.99	0.00	0.04	0.00	-95.86	0.00	0.03	0.01	-78.37	0.03	0.10
0402	Milk And Cream, Concentrated Or Sweetened	1.33	2.35	2.22	-5.73	0.72	1.65	1.77	7.43	3.63	4.85	4.52	-6.80	0.69	1.01	0.53	-48.04	1.12	3.42	1.07	-68.81
1001	Wheat And Meslin	127.95	158.41	208.10	31.36	164.97	403.58	414.66	2.75	219.68	353.24	351.12	-0.60	-15.66	31.87	49.17	54.32	1.23	7.20	17.63	144.83
1005	Maize (Corn)	0.85	0.83	0.03	-96.09	13.64	15.30	17.10	11.73	52.70	96.53	16.16	-83.26	0.83	0.30	1.98	560.53	0.02	0.69	3.25	368.37
1006	Rice	21.78	26.13	51.01	95.20	0.47	15.75	11.45	-27.32	93.45	136.87	170.88	24.84	5.61	6.01	18.85	213.54	8.44	2.12	3.39	59.91
1101	Wheat Or Meslin Flour	0.93	1.57	1.49	-5.17	0.04	21.74	0.09	-99.60	9.40	28.03	24.96	-10.95	0.90	0.54	0.26	-51.72	0.00	0.00	0.08	16476.47
1102	Cereal Flours, (Excl. Wheat Or Meslin)	1.37	0.21	0.04	-79.48	2.31	4.48	2.63	-41.39	0.02	0.09	0.12	33.54	2.85	6.65	1.02	-84.68	0.66	0.52	24.67	4637.55
1701	Cane Or Beet Sugar And Chemically Pure Sucrose, In Solid Form	76.49	120.60	144.39	19.72	47.56	112.66	168.35	49.44	162.23	110.16	157.77	43.22	15.16	21.26	34.10	60.39	0.01	0.00	0.10	3783.08
2203	Beer Made From Malt	2.05	2.01	2.47	22.84	-	0.00	4.89	-	-	3.66	3.05	-16.86	0.38	0.03	2.37	7030.80	1.30	1.76	2.03	15.25
2402	Cigars, Cigarillos, Cigarettes, Etc. Of Tobacco Or Tobacco Substitutes	0.49	0.53	0.60	12.94	0.28	0.89	9.62	982.67	0.03	3.28	2.43	-25.87	0.00	0.00	0.00	-1.33	0.00	0.07	0.11	61.12
2403	Other Manufactured Tobacco And Substitutes; Homogenized Tobacco, Etc.	0.14	0.12	0.09	-23.30	0.03	0.06	0.02	-62.70	1.06	3.23	1.92	-40.76	0.00	0.00	0.00	-	0.02	0.00	0.03	-
2523	Portland Cement, Aluminous Cement, Persulphate Cement, Etc.	34.88	24.09	48.45	101.13	51.45	63.06	77.25	22.51	71.61	74.64	102.01	36.66	0.83	0.34	0.36	7.43	23.42	21.19	14.37	-32.19
3303	Perfumes And Toilet Water	1.37	1.49	1.63	9.57	0.00	0.00	1.93	-	-	8.15	6.61	-18.88	0.08	0.10	0.07	-28.59	0.02	0.07	0.22	214.08
3307	Shaving Preparations, Personal Deodorants, Etc. Nes. Room Deodorizers	1.65	1.74	1.73	-0.42	0.00	0.00	1.64	-	-	4.91	5.21	6.10	0.20	0.44	0.47	5.83	0.07	0.13	0.02	-81.36
3605	Matches (Excl. Pyrotechnic Articles Of 36.04)	2.70	2.08	2.86	37.58	1.95	2.93	3.38	15.39	1.98	1.81	0.27	-85.22	0.41	0.32	0.56	74.76	0.00	0.00	0.06	56324.08
4421	Other Articles Of Wood	0.17	0.25	0.24	-3.31	-	0.63	1.14	81.87	-	1.89	3.59	89.49	0.08	0.05	1.92	3652.97	-	-	-	-
5208	Woven Fabrics Of Cotton, With >=85% Cotton, But <200G/M2	3.46	3.74	4.63	23.89	2.65	0.86	1.29	50.20	0.28	17.09	16.99	-0.55	1.08	0.76	1.21	58.14	0.00	0.07	0.03	-57.26
5209	Woven Fabric Of Cotton Containing >=85% Weight Of Cotton, Weighting >200G/M2	2.03	0.02	0.03	5.14	0.29	-	-	-	0.11	19.30	13.90	-27.99	0.32	0.35	0.02	-93.14	0.00	0.00	0.00	-
5210	Woven Fabric Of Cotton Containing <85% Weight Of Cotton, Weighting <=200G/M2	1.69	0.09	0.04	-55.64	0.06	0.54	0.22	-58.56	0.36	2.77	2.11	-23.72	0.00	0.01	0.02	205.97	0.00	0.01	0.00	-42.82
5211	Woven Cotton Fabrics With Man-Made Fibres, With <85% Cotton, >200G/M2	0.09	0.07	0.06	-16.97	0.09	-	-	-	0.10	11.07	17.35	56.72	0.01	0.10	0.07	-25.32	0.00	0.00	0.00	-
5212	Other Woven Fabrics Of Cotton, Nes	0.93	0.17	0.08	-56.00	0.03	0.87	0.25	-70.99	1.23	7.69	1.52	-80.29	0.02	0.04	0.24	463.48	0.00	0.00	0.00	-
5513	Woven Fabrics, <85% Synthetic Staple Fibres, With Cotton, <=170G/M2	5.13	6.55	5.44	-16.98	0.48	2.11	0.97	-54.00	8.54	7.12	0.00	-100.00	0.65	0.51	0.24	-53.03	0.00	0.00	0.00	-100.00
5514	Woven Fabrics, <85% Synthetic Fibres, Mixed With Cotton, >170G/M2	2.28	2.00	1.90	-5.04	0.36	-	-	-	1.19	1.42	1.35	-5.22	1.73	1.12	1.58	40.65	0.01	0.02	0.04	144.41
6211	Track Suits, Ski Suits And Swimwear; Other Than Garments	0.43	0.99	0.42	-58.27	1.54	1.51	1.57	3.69	1.42	1.49	1.53	2.35	0.95	0.07	0.10	42.86	0.00	0.00	0.00	-
6302	Bed Linen, Table Linen, Toilet Linen And Kitchen Linen	5.99	3.97	5.44	37.03	3.50	5.05	3.69	-26.79	5.49	4.03	6.20	53.85	0.48	0.46	0.72	56.85	0.04	0.03	0.06	132.04
6305	Sacks And Bags, Used For Packing Goods	4.80	4.53	4.93	8.76	2.65	6.41	12.33	92.50	1.20	10.31	10.99	6.63	0.46	0.86	1.29	49.18	0.21	0.03	0.03	8.26
6309	Worn Clothing And Other Worn Articles	37.00	43.56	51.25	17.66	46.34	57.16	62.40	9.18	81.92	76.23	98.45	29.15	9.72	12.45	14.92	19.80	3.05	5.06	6.11	20.63
8309	Stoppers, Caps And Lids, Capsules For Bottles... Of Base Metal	0.35	0.58	1.00	73.98	0.99	0.92	1.29	39.40	12.27	12.78	14.30	11.86	1.91	1.97	1.99	1.34	0.04	0.07	0.21	207.45
8506	Primary Cells And Primary Batteries	10.97	13.14	10.59	-19.41	7.35	10.31	17.38	68.54	9.62	10.68	10.49	-1.80	4.61	4.03	5.53	37.25	0.67	2.27	1.11	-50.92
8704	Motor Vehicles For The Transport Of Goods	97.93	124.93	140.04	12.10	0.00	-	241.46	-	0.00	192.42	202.33	5.15	13.08	22.22	19.79	-10.92	8.44	7.03	13.40	90.52
	Total	447.28	546.87	691.28	26.41	351.62	731.18	1061.26	45.14	739.50	1205.80	1248.10	3.51	79.71	113.88	159.37	39.94	48.80	51.85	88.16	70.01

Source: Partner States' Revenue Authorities

Table 10: Values of Imported Products attracting Excise Duty for 2008 to 2012 (US\$ million)

Partner State	HS chapter	Hs Description	2008	2009	2010	2011	2012	% change 2011	% change 2012	
Uganda	17	Sugars and Sugar Confectionary	39.88	37.82	52.84	93.44	117.04	76.84	25.25	
	20	Prep Of Vegetable, Fruit, Nuts Or Other Parts Of Plants	2.02	1.77	1.86	0.36	0.00	-	100.00	
	22	Beverages, Spirits and Vinegar	51.03	59.03	52.11	61.35	74.15	17.72	20.87	
	24	Tobacco and Manufactured Tobacco substitutes	10.65	11.87	11.46	13.40	11.18	17.01	16.62	
	25	Salt; Sulphur; Earth & Ston; Plastering Mat; Lime & Cement	45.34	64.61	65.10	71.03	59.86	9.11	15.73	
	27	Petroleum Oils, Etc, (Excl. Crude); Preparations Thereof, Nes	711.35	547.12	708.31	982.84	1004.85	38.76	2.24	
	33	Essential Oils & Resinoids; Perfumes, Cosmetic/toilet prep					8.32	-	-	
	34	Soap, Organic Surface-active agents, Washing prep, etc					4.35	-	-	
	39	Plastics and Articles Thereof	0.20	0.19	0.27	0.25	0.29	5.73	15.50	
	67	Prepared feathers artificial flowers and articles of human hair					1.27	-	-	
Kenya		Subtotal	860.48	722.42	891.94	1,222.68	1280.04	37.08	4.69	
	20	Preparations of vegetables, fruit, nuts or other parts of plants.	3.32	3.48	4.74	4.42	5.66	6.76	28.27	
	21	Miscellaneous edible preparations.	8.22	8.51	13.81	28.64	25.56	107.45	10.76	
	22	Beverages, spirits and vinegar.	29.88	27.86	23.93	41.02	41.37	71.44	0.84	
	24	Tobacco and manufactured tobacco substitutes.	0.53	0.44	1.06	3.55	2.13	234.20	39.96	
	27	Mineral fuels, mineral oils and products of their distillation	1,701.24	1,341.01	2,420.93	2359.38	2923.61	2.54	23.91	
	33	Essential oils and resinoids; perfumery, cosmetic or toilet preparations.	16.63	17.14	14.59	23.39	23.67	60.35	1.19	
	39	Plastics and articles thereof.	3.94	3.45	2.61	5.80	0.00	121.92	100.00	
	63	Other made up textile articles; sets; worn clothing and worn textile articles; rags.	0.84	0.51	-	0.00	0.00	-	-	
	71	Natural or cultured pearls, precious or semi-precious stones, precious metals.	1.55	0.51	-	0.00	0.00	-	-	
Tanzania	87	Vehicles other than railway or tramway rolling	326.89	312.42	351.08	306.71	398.37	12.64	29.89	
		Subtotal	2,093.05	1,715.33	2,832.75	2772.91	3420.37	2.11	23.35	
	22	Beverages; Spirits And Vinegar	25.98	38.07	34.15	41.85	47.82	22.55	14.27	
	24	Tobacco And Manufactured Tobacco Substitutes	0.59	15.04	1.17	1.55	2.12	33.26	36.47	
	27	Mineral Fuels, Oils & Product Of Their Distillation; Etc	2,315.83	1,481.60	2,127.74	3,486.18	3,584.18	63.84	2.81	
	39	Plastics And Articles Thereof	0.03	62.57	0.00	0.00	0.00	14.04	700.00	
	87	Vehicles O/T Railway/Tramw Roll-Stock, Pts & Accessories	126.45	778.04	130.04	146.71	224.81	12.82	53.23	
		Subtotal	2,468.88	2,375.32	2,293.09	3,676.30	3,858.93	60.32	4.97	
	Rwanda	04	Milk And Cream, Concentrated Or Sweetened (Powdered Milk)	1.07	0.94	0.62	0.84	5.47	35.32	551.42
		20	Fruit Juices (Incl. Grape Must) And Vegetable Juices, Unfermented	0.00	0.76	1.47	1.96	7.97	33.57	306.83
22		Beverages, Spirits and Vinegar	4.48	2.68	3.05	5.57	11.46	82.91	105.77	
24		Tobacco and Manufactured Tobacco substitutes	4.35	0.03	0.03	4.12	4.49	12,609.59	8.97	
27		Petroleum Oils, Etc, (Excl. Crude); Preparations Thereof, Nes	27.74	45.91	71.65	112.42	117.46	56.90	4.48	
87		Motor Cars And Other Motor Vehicles For The Transport Of Persons	26.28	20.00	20.57	13.02	116.64	36.72	795.85	
		Subtotal	63.92	70.32	97.39	137.93	263.50	41.62	91.04	
Burundi		17	Sugars and Sugar Confectionary				0.19	0.12	-	40.01
		22	Beverages, Spirits and Vinegar				4.83	7.42	-	53.64
		24	Tobacco and Manufactured Tobacco substitutes				2.35	3.26	-	38.63
	27	Petroleum Oils, Etc, (Excl. Crude); Preparations Thereof, Nes				137.79	144.10	-	4.58	
	87	Motor Cars And Other Motor Vehicles For The Transport Of Persons				15.30	16.26	-	6.24	
	Subtotal				160.46	171.16		6.66		

Source: Partner States' Revenue Authorities

Table 11: Customs Revenue collected by EAC Partner states, 2008-2012, Values in US\$ million

Partner Société	Tax head Partner States' Revenue Authorities	2008		2009		2010		2011		2012		Performance rate					2011/2012
		Target	Actual	Target	Actual	Target	Actual	Target	Actual	Target	Actual	2008	2009	2010	2011	2012	% change
Uganda	Import	214.05	204.85	209.69	187.59	201.53	189.53	181.58	188.84	220.65	221.02	95.70	89.46	94.05	104.00	100.16	17.04
	Excise Duty	424.34	389.26	386.63	379.17	423.62	395.50	418.97	402.85	439.41	391.98	91.73	98.07	93.36	96.15	89.21	(2.70)
	VAT imports	396.60	446.35	407.03	396.79	433.21	401.59	412.72	444.57	530.63	475.14	112.54	97.48	92.70	107.72	89.54	6.88
	Other	63.57	61.51	70.56	63.67	68.43	69.98	71.44	86.24	98.84	100.53	96.75	90.24	102.25	120.71	101.70	16.56
	Total Trade taxes	1,098.56	1,101.97	1,073.91	1,027.21	1,126.79	1,056.59	1,084.72	1,122.51	1,289.53	1,188.67	100.31	95.65	93.77	103.48	92.18	5.89
Total Revenue	2,172.93	2,132.60	2,149.67	2,103.95	2,396.83	2,284.48	2,379.21	2,392.19	2,853.38	2,808.24	98.14	97.87	95.31	100.55	98.42	17.39	
	%age of Trade taxes to Total Revenue		51.67		48.82		46.25		46.92		42.33						
Kenya	Import Duty	498.56	493.09	500.45	499.75	560.77	555.34	586.31	541.53	726.05	652.85	98.90	99.86	99.03	92.36	89.92	20.56
	Excise Duty	527.15	509.00	525.79	551.19	569.06	543.32	528.92	448.92	523.61	505.59	96.56	104.83	95.48	84.87	96.56	12.62
	VAT imports	832.89	858.87	880.75	746.93	930.36	917.71	948.12	1,009.41	1,277.16	1,110.74	103.12	84.81	98.64	106.46	86.97	10.04
	Other	593.00	574.72	567.97	587.90	606.47	608.94	627.38	640.49	720.61	720.96	96.92	103.51	100.41	102.09	100.05	12.56
	Total Trade taxes	2,451.60	2,435.68	2,474.97	2,385.77	2,666.66	2,625.31	2,690.73	2,640.35	3,247.43	2,990.15	99.35	96.40	98.45	98.13	92.08	13.25
Total Revenue	6,546.47	6,437.60	6,663.79	6,604.68	7,546.84	7,277.38	7,673.07	7,544.95	9,434.92	8,851.19	98.34	99.11	96.43	98.33	93.81	17.31	
	%age of Trade taxes to Total Revenue		37.84		36.12		36.07		34.99		33.78						
Tanzania	Import Duty	310.3	293.8	303.3	284.0	329.49	302.38	320.86	304.71	367.96	367.33	94.68	93.62	91.77	94.97	99.83	20.55
	Excise Duty	431.6	510.1	450.7	376.5	445.61	395.56	402.15	405.53	442.43	398.67	118.17	83.55	88.77	100.84	90.11	(1.69)
	VAT	531.8	522.1	532.6	519.5	634.74	605.15	685.92	623.32	803.75	751.73	98.18	97.53	95.34	90.87	93.53	20.60
	Other	125.3	114.9	223.7	207.4	227.36	215.32	214.84	266.60	283.38	282.75	91.71	92.72	94.70	124.09	99.78	6.06
	Total Trade taxes	1,399.0	1,440.9	1,519.6	1,387.4	1,637.20	1,518.40	1,623.77	1,600.16	1,897.52	1,800.48	102.99	91.30	92.74	98.55	94.89	12.52
Total Revenue	3,371.2	3,275.5	3,640.0	3,264.9	3,900.30	3,573.70	3,852.93	3,805.82	4,691.73	4,787.74	97.16	89.69	91.63	98.78	102.05	25.80	
	%age of Trade taxes to Total Revenue		44.0		42.5		42.5		42.0		37.6						
Rwanda	Import	52.70	73.23	69.11	62.12	50.75	44.96	52.16	52.33	52.18	61.00	138.95	89.89	88.59	100.32	116.90	16.57
	Excise Duty	18.65	23.47	34.68	39.05	48.51	63.09	79.36	80.33	74.54	73.70	125.84	112.60	130.04	101.23	98.88	(8.25)
	VAT imports	82.52	95.38	94.27	95.09	93.07	87.31	93.41	99.61	103.57	112.04	115.58	100.87	93.81	106.64	108.18	12.48
	Other	19.80	43.23	20.11	34.28	19.71	43.95	25.20	52.19	24.48	54.65	218.33	170.46	222.99	207.08	223.24	4.71
	Total Trade taxes	173.67	235.30	218.17	230.54	212.04	239.31	250.13	284.47	254.76	301.39	135.48	105.67	112.86	113.72	118.30	5.95
Total Revenue	504.24	629.38	607.88	653.77	657.13	730.89	819.11	868.44	846.02	935.24	124.82	107.55	111.22	106.02	110.55	7.69	
	%age of Trade taxes to Total Revenue		37.39		35.26		32.74		32.8%		32.2%						
Burundi	Import Duty	28.35	53.51	40.92	46.68	42.66	41.51	32.30	36.28	34.26	39.51	188.77	114.09	97.30	112.32	115.32	8.90
	VAT	37.22	85.50	68.90	87.20	80.44	89.70	113.57	124.92	127.13	159.72	229.75	126.56	-	109.99	125.64	27.86
	Excise Duty	39.13	36.91	46.35	51.75	52.74	62.52	61.96	54.4	67.74	59.69	94.34	111.66	118.55	87.78	88.11	9.75
	Other	12.44	4.03	18.60	4.99	253.80	6.75	42.35	24.8	3.83	5.22	32.39	26.82	2.66	58.55	136.21	(78.95)
	Total customs revenue	117.13	179.95	174.76	190.62	429.64	200.48	188.23	186.00	165.22	204.45	153.63	109.07	46.66	98.82	123.74	9.92
Total Tax Revenue	214.69	219.42	280.71	252.04	627.70	295.00	347.16	374.05	375.93	365.08	102.20	89.79	47.00	107.75	97.11	(2.40)	
	%age of Trade taxes to Total Revenue		82.01		75.63		67.96		49.73		43.95						

Table 12: Total Exemptions and Remissions granted by EAC partner states, (USD Millions)

Partner states	Heading	2008	2009	2010	2011	2012	Annual %age change 2011	Annual %age change 2012
Uganda	Value of Exemptions	211.44	503.07	535.51	374.48	323.2	-30.07	-13.69
	Revenue Foregone	56.23	121.37	121.31	70.27	88.9	-42.07	26.57
	Total Trade taxes	1,101.97	1,027.21	1,056.59	1,122.51	1,188.7	6.24	5.89
	%age Foregone	4.85	10.57	10.30	5.89	6.96		
Tanzania	Value of Exemptions	1,826.1	1,922.4	1880.5	2032.8205	2,682.98	8.10	31.98
	Revenue Foregone	435.9	451.1	339.13	483.20	670.97	42.48	38.86
	Total Trade taxes	1,440.9	1,414.9	1518.4	1,600.16	1,800.48	5.38	12.52
	%age Foregone	23.23	24.18	18.26	23.19	27.15		
Kenya	Value of Exemptions	2,306.20	2,705.35	2,932.53	3,620.81	4,421.65	23.47	22.12
	Revenue Foregone	566.92	644.35	601.71	787.03	934.04	30.80	18.68
	Total Trade taxes	2,451.60	2,385.77	2,625.31	2,640.35	2,990.15	0.57	13.25
	%age Foregone	18.78	21.26	18.65	22.96	23.80		
Rwanda	Value of Exemptions	374.87	481.85	478.97	501.80	780.39	4.77	55.52
	Revenue Foregone	129.18	152.94	127.94	134.93	193.92	5.47	43.72
	Total Trade taxes	235.30	230.54	239.31	284.47	301.39	18.87	5.95
	%age Foregone	54.90	66.34	53.46	47.43	64.34		
Burundi	Value of Exemptions	403.03	113.75	143.31	173.80	528.26	21.28	203.95
	Revenue Foregone	19.94	24.70	51.32	59.12	120.19	15.20	103.29
	Total customs revenue	198.86	226.66	223.95	186.00	154.44	-16.95	-16.97
	%age Foregone	10.03	10.90	22.92	31.78	77.82		

Source: Partner States' Revenue Authorities

Table 13: Tariff Bands, 2008 - 2012, (US\$ Millions)

	Tariff band status	2008	2009	2010	2011	2012	Percent share 2010 (%)	Percent share 2011 (%)	Percent share 2012 (%)	%age change 2012 over 2011
Uganda	0%	3,205.25	3,045.39	3,485.55	4,296.95	4,554.10	74.73	76.31	75.36	5.98
	2%		114.19	0.18	-	-	0.00	0.00	-	-
	4%	192.63	2.03	2.24	1.65	2.41	0.05	0.03	0.04	46.35
	6%	17.29	16.88	25.42	23.90	32.70	0.54	0.42	0.54	36.78
	10%	327.29	268.62	291.10	337.77	373.20	6.24	6.00	6.18	10.49
	25%	668.23	676.52	716.94	839.90	864.21	15.37	14.92	14.30	2.89
	>25%	115.16	133.98	142.92	130.70	216.23	3.06	2.32	3.58	65.43
	Total	4,525.87	4,257.60	4,664.34	5,630.87	6,042.84	100.00	100.00	100.00	7.32
Kenya	0%	7,478.90	6,288.15	7,776.50	9,830.07	10,600.19	65.05	67.12	65.33	7.83
	10%	1,317.74	1,294.17	1,449.98	1,642.70	2,028.91	12.13	11.22	12.50	23.51
	25%	1,803.21	1,738.20	2,117.97	2,375.75	2,702.92	17.72	16.22	16.66	13.77
	>25%	540.67	868.06	610.45	797.79	894.81	5.11	5.45	5.51	12.16
	Total	11,140.52	10,188.58	11,954.90	14,646.30	16,226.84	100.00	100.00	100.00	10.79
Tanzania	0%	4,219.21	3,710.90	4,486.10	7,289.12	6,937.59	55.69	65.20	59.22	-4.82
	10%	1,248.59	1,606.80	2,298.40	1,860.48	2,292.71	28.53	16.64	19.57	23.23
	25%	1,353.38	1,075.30	1,107.30	1,787.79	2,228.18	13.74	15.99	19.02	24.63
	>25%	86.66	113.8	164.30	242.71	257.25	2.04	2.17	2.20	5.99
	Total	6,907.84	6,506.80	8,056.10	11,180.10	11,715.73	100.00	100.00	100.00	4.79
Rwanda	0%	263.38	398.25	525.75	950.47	980.13	45.32	69.90	59.55	3.12
	5%	123.76	63.93	-	72.34	311.24	-	5.32	18.91	330.23
	10%	-	64.37	159.36	114.10	174.23	13.74	8.39	10.59	52.71
	15%	195.16	110.57	-	-	-	-	-	-	-
	25%	-	449.42	409.04	204.43	147.17	35.26	15.03	8.94	-28.01
	>25%	454.78	25.64	65.81	18.36	33.11	5.67	1.35	2.01	80.28
	Total	1,037.07	1,112.18	1,159.96	1,359.70	1,645.88	100.00	100.00	100.00	21.05
Burundi	0%			355.30	490.98	531.00	65.81	53.30	55.86	8.15
	2%			0.00	0.00	0.11	0.00	0.00	0.01	-
	5%			0.09	9.86	4.27	0.02	1.07	0.45	-56.70
	10%			55.14	268.30	223.12	10.21	29.12	23.47	-16.84
	15%			0.05	0.09	0.26	0.01	0.01	0.03	174.84
	22.50%			0.00	0.00	0.00	0.00	0.00	0.00	-9.63
	25%			112.42	134.35	139.15	20.82	14.58	14.64	3.57
	>25%			16.92	17.63	52.68	3.13	1.91	5.54	198.83
	Total			539.92	921.22	950.60	100.00	100.00	100.00	3.19

Source: Partner States' Revenue Authorities

*East African Community
Secretariat
P.O.Box 1096,
Arusha, Tanzania
Telephone: +255 27 2162100
Fax: +255 27 2162190
E-mail: eac@eachq.org
Website: www.eac.int*

