



EAST AFRICAN COMMUNITY



TRADE REPORT 2014





EAST AFRICAN COMMUNITY

TRADE REPORT 2014

**EAST AFRICAN COMMUNITY
TRADE REPORT 2014**

EAC Secretariat
Arusha, Tanzania,
December, 2015

Contents

LIST OF TABLES	8
LIST OF FIGURES	9
ACRONYMS	10
FOREWORD	12
EXECUTIVE SUMMARY	14
CHAPTER 1	16
THE EAST AFRICAN COMMUNITY INTEGRATION PROCESS	
1.1 Background	16
1.2 Overview of the EAC Integration	17
1.2.1 Customs	17
1.2.2 Establishment of a Single Customs Territory	17
1.2.3 Trade	18
1.3 EAC, COMESA and SADC Tripartite Arrangement	20
1.4 Purpose of the Report	21
1.5 Structure of the Report	21
CHAPTER 2	22
OVERVIEW OF MACROECONOMIC AND TRADE DEVELOPMENTS	
2.1 Global Macroeconomic Environment	22
2.2 EAC Macro Economic Environment	24
2.2.1 Economic Growth	24
2.2.2 Inflation	26
2.2.3 Exchange Rate	27
2.2.4 Balance of Payments	29
2.2.5 National Savings	30
2.2.6 External Debt	30

CHAPTER 3	32
EAC TRADE PERFORMANCE	
3.1 Introduction	32
3.2 Total Intra-EAC Trade	33
3.2.1 Imports	34
3.2.2 Exports	34
3.3 EAC Trade with the Rest of the World	34
CHAPTER 4	36
TRADE DEVELOPMENTS IN THE EAC PARTNER STATES	
4.1 Introduction	36
4.2 Burundi International Trade	37
4.2.1 Imports	37
4.2.2 Domestic Exports	38
4.2.3 Re-Exports	39
4.2.4 Intra-EAC Trade	40
4.3 Kenya's International Trade	43
4.3.1 Imports	44
4.3.2 Domestic Exports	45
4.3.3 Re-exports	46
4.3.4 Intra-EAC Trade	46
4.4 Rwanda's International Trade	49
4.4.1 Imports	49
4.4.2 Domestic Exports	50
4.4.3 Re-exports	51
4.4.4 Intra-EAC Trade	52
4.5 Tanzania's International Trade	54
4.5.1 Imports	54
4.5.2 Domestic Exports	55
4.5.3 Re-exports	56
4.5.4 Tanzania's Intra-EAC Trade	57
4.6 Uganda's International Trade	59
4.6.1 Imports	61
4.6.2 Domestic Exports	61
4.6.3 Re-Exports	62
4.6.4 Intra-EAC Trade	63
CHAPTER 5	66
SPECIAL CATEGORY CONSIDERATIONS WITHIN EAC CUSTOMS UNION	
5.1 Exemptions and Remissions	66

5.2 Sensitive Goods	68
5.3 Excisable Products	69
5.4 Tariff Bands	70
CHAPTER 6	74
CUSTOMS REVENUE PERFORMANCE IN EAC	
6.1 General Performance of Customs Revenue	74
6.2 Burundi	76
6.3 Kenya	76
6.4 Rwanda	76
6.5 Tanzania	77
6.6 Uganda	77
CHAPTER 7	78
INVESTMENT FLOWS IN THE EAC REGION	
7.1 Policy Framework	78
7.2 Investment Climate	79
7.3 EAC Foreign Direct Investment flows	80
7.3.1 Overall Investment Flows	80
7.3.2 Intra-EAC Investment Flows	81
7.4 Employment Creation	83
7.5 Sectoral Distribution of Foreign Direct Investment	84
7.5.1 Burundi	84
7.5.2 Kenya	85
7.5.3 Rwanda	85
7.5.4 Tanzania	86
7.5.5 Uganda	87
7.6 Individual Countries' Sources of Investment	92
7.6.1 Burundi	92
7.6.2 Kenya	93
7.6.3 Rwanda	94
7.6.4 Tanzania	95
7.6.5 Uganda	96
7.7 Challenges to Investment Promotion	97
CHAPTER 8	94
CONCLUSIONS	
APPENDICIES	98

List of Tables

Table 2.1:	Summary of World Economic Performance	23
Table 2.2:	Selected Global Economic Indicators by Region, 2013-2014	24
Table 3.1:	Total Intra-EAC Trade, 2010-2014 (US\$ million)	33
Table 3.2:	Trade flow for EAC, 2010-2014 (US\$ million)	35
Table 4.1:	Burundi's Trade with EAC Partner States, 2010-2014 (US\$ million)	40
Table 4.2:	Intra-EAC Exports, 2010 - 2014 (US\$ million)	42
Table 4.3:	Kenya's Trade with EAC Partner States, 2010-2014, (US\$ million)	47
Table 4.4:	Intra-EAC Exports, 2010-2014 (US\$ million)	48
Table 4.5:	Rwanda's Trade with EAC Partner States, 2010-2014, (US\$ million)	52
Table 4.6:	Intra-EAC Exports, 2010-2014 (US\$ million)	53
Table 4.7:	Tanzania's Trade with EAC Partner States, 2010 - 2014, (US\$ million)	58
Table 4.8:	Tanzania's Intra-EAC Exports, 2009-2014 (US\$ million)	59
Table 4.9:	Uganda's Trade with EAC Partner States, 2010-2014 (US\$ million)	64
Table 4.10:	Intra-EAC Exports, 2009-2014 (US\$ million)	65
Table 5.1:	Total Exemptions and Remissions Granted by EAC Partner States, 2010 – 2014 (US\$ million)	67
Table 5.2:	Tariff Bands Status in EAC Partner States, 2010-2014 (US\$ million)	71
Table 6.1:	Customs Revenue Collected by EAC Partner States, 2011-2014 (US\$ million)	75
Table 7.1:	EAC Global Competitiveness Ranking 2013/14 -2014/15	79
Table 7.2:	FDI inflows into EAC region 2010-2014 (US\$ million)	80
Table 7.3:	Intra- EAC Foreign Direct Investment Flows, 2010 - 2014 (US\$ million)	82
Table 7.4:	Number of Jobs expected through Foreign Investments, 2010-2014	84
Table 7.5:	Burundi's Sectoral Distribution of Foreign Investment 2013- 2014	84
Table 7.6:	Kenya's Sectoral Distribution of Foreign Investment, 2013- 2014	85
Table 7.7:	Rwanda's Sectoral Distribution of Foreign Investment 2013 – 2014	86
Table 7.8:	Tanzania's Sectoral Distribution of Foreign Investment, 2013 – 2014	86
Table 7.9:	Uganda's Sectoral Distribution of Foreign Investment 2013-2014	87
Table 7.10:	Burundi's Major Sources of Investment 2010 – 2014	88
Table 7.11:	Kenya's Major Sources of FDI, 2013 – 2014	88
Table 7.12:	Rwanda's Major Sources of Investment 2013 – 2014	89
Table 7.13:	Tanzania's Major Sources of Investment 2013 – 2014	90
Table 7.14:	Uganda's Major Sources of Investment 2013 – 2014	90

List of Figures

Figure 3.1:	Total Intra-EAC Trade, 2010-2014 (US\$ million)	34
Figure 4.1:	Burundi's Total Exports, Imports and Trade Balance, 2010-2014	37
Figure 4.2:	Burundi's Imports by Country/Region of Origin	38
Figure 4.3:	Burundi's Domestic Exports by Destination	38
Figure 4.4:	Burundi's Re-exports as percentage of total Exports 2010-2014	39
Figure 4.5:	Burundi's Trade with EAC Partner States, 2010-2014 (US\$ million)	41
Figure 4.6:	Kenya's Total Exports, Imports and Trade Balance, 2010-2014	43
Figure 4.7:	Kenya's Imports by Country/Region of Origin	44
Figure 4.8:	Kenya's Domestic Exports by Destination	45
Figure 4.9:	Kenya's Re-exports as percent of Total Exports 2010-2014	46
Figure 4.10:	Kenya's Trade with EAC Partner States, 2010-2014 (US\$ million)	47
Figure 4.11:	Rwanda's Total Exports, Imports and Trade Balance, 2010-2014	49
Figure 4.12:	Rwanda's Imports by Country/Region of Origin (Percent Shares)	50
Figure 4.13:	Rwanda's Domestic Exports by Destination (Percent Share)	51
Figure 4.14:	Share of Rwanda's Re-exports to Total Exports, 2010-2014	51
Figure 4.15:	Tanzania's Exports, Imports and Trade Balance, 2010 - 2014	54
Figure 4.16:	Tanzania's Imports by Country/Region of Origin	55
Figure 4.17:	Tanzania's Domestic Exports by Destination	56
Figure 4.18:	Share of Tanzania's Re-exports to Total Exports, 2010 - 2014	56
Figure 4.19:	Tanzania's Trade with EAC Partner States, 2010 - 2014	57
Figure 4.20:	Uganda's Total Exports, Imports and Trade Balance, 2010 -2014	60
Figure 4.21:	Uganda's Imports by country /Region of origin	61
Figure 4.22:	Uganda's Percent Share of Domestic Exports by Destination	62
Figure 4.23:	Uganda's Re-exports as a percent of Total Exports 2010-2014	63
Figure 4.24:	Uganda's Trade with EAC Partner States, 2010-2014	63

Acronyms

AfDB	African Development Bank	NMC	National Monitoring Committees
AGOA	African Growth and Opportunities Act	NTBs	Non-Tariff Barriers
API	Burundi Investment Promotion Authority	RDB	Rwanda Development Board
BOT	Bank of Tanzania	RO	Rules of Origin
BOU	Bank of Uganda	ROA	Rest of Africa
CBK	Central Bank of Kenya	ROW	Rest of the World
CET	Common External Tariff	RRA	Rwanda Revenue Authority
COMESA	Common Market for Eastern and Southern Africa	SADC	Southern Africa Development Community
CPI	Consumer Price Index	SCT	Single Customs Territory
EAC	East African Community	SCTIFI	Sectoral Council on Trade, Industry, Finance and Investment
EALA	East African Legislative Assembly	TBP	Time Bound Programme
ECOWAS	Economic Community for West African States	TFTA	Tripartite Free Trade Area
EDC	Economic and Development Cooperation	TIC	Tanzania Investment Centre
EPA	Economic Partnership Agreement	TIFA	Trade and Investment Framework Agreement
EU	European Union	TRA	Tanzania Revenue Authority
FDI	Foreign Direct Investment	UBOS	Uganda Bureau of Statistics
FRW	Rwanda Francs	UIA	Uganda Investment Authority,
GDP	Gross Domestic Product	UK	United Kingdom
GNS	Gross National Savings	UNCTAD	United Nations Conference on Trade and Development
ICT	Information and Communication Technology	URA	Uganda Revenue Authority
IMF	International Monetary Fund	USA	United States of America
IPAs	Investment Promotion Agencies	WTO	World Trade Report
Ken Invest	Kenya Investment Authority	ZIPA	Zanzibar Investment Promotion Agency
KNBS	Kenya National Bureau of Statistics		
KRA	Kenya Revenue Authority		
NISR	National Institute of Statistics of Rwanda		

Foreword

The 2014 EAC Trade report presents detailed analysis of trade flows within the Community and between EAC and other regional blocs. I have no doubt that the data will be of great importance as EAC embarks on finalization of tariff offers under the negotiation of EAC-COMESA-SADC Free Trade Area.



The year 2014 was a convergence of major integration milestones of the EAC. The key milestones included and not limited to operationalization of EAC Single Customs Territory and the gazettelement of EAC Rules of Origin, 2015, whose operationalization will promote further intra-EAC Trade. Single Customs Territory has hastened the clearance of goods whereby, goods are released at the entry point on payment of taxes in a destination Partner State. This has eliminated multiple border clearances in the region thus easing doing business.

The 2014 EAC Trade report presents detailed analysis of trade flows within the Community and between EAC and other regional blocs. I have no doubt that the data will be of great importance as EAC embarks on finalization of tariff offers under the negotiation of EAC-COMESA-SADC Free Trade Area.

The 2014 trade report provides intriguing trends of intra-EAC trade and investment. The

value of intra-EAC trade declined by 3.0 percent from US\$ 5,805.6 million in 2013 to US\$ 5,632.9 million in 2014. The decline was driven by the decrease in value of exports that went down by 12.7 percent. However, Kenya, Tanzania and Uganda recorded an increase in the shares on intra-EAC trade while that of Rwanda and Burundi declined.

The EAC total trade maintained an upward trend by recording a growth of 6.5 percent to US\$ 55,906.4 million in 2014 compared to US\$ 52,501.6 million in 2013. This was driven by increased levels of both imports and exports. However, the share of total trade with the rest of the World to total EAC trade declined from 58.6 percent in 2013 to 52.6 percent in 2014. During 2014, EAC bloc recorded a deficit of US\$ 23,688.0 million compared to a deficit of US\$ 22,559.0 million in 2013. The above scenario calls for a need for EAC Partner States to promote trade within themselves in order to promote economic development in the region.

I note that in 2014, all EAC Partner States with exception of Tanzania and Rwanda registered a decline in import levels of goods under exemption and remissions. This is a positive development compared to 2013 where only Uganda recorded a decline. Also in 2014, importation of sensitive goods increased in all EAC Partner States except for Tanzania and Uganda. This scenario calls for a need of a policy framework to protect local industries which manufacture the category of sensitive goods.

Uploading of data in the EAC Trade Help Desk in a timely manner will improve the linkage of national trade statistics with generation of the regional aggregation process in order to ensure that the data in the EAC Annual Trade reports is consistent, reliable and valid. Also timely up-

loading data will ensure that EAC produces the reports timely to enable the Council, Partner States policy makers and other stakeholders make informed decisions to promote regional integration in the area of intra-EAC Trade.

I take this opportunity to thank Development Partners who have over the years continued to partner with us in fostering the regional integration agenda. At this juncture, I thank TradeMark East Africa who over the years has funded the production and printing of EAC Trade Reports.

I recognize and appreciate the efforts of the officers from the Directorate of Customs and Trade and EAC Statistics department for their input in production of this report. My appreciation would be incomplete without acknowledging the inputs of the Partner States experts from Bureaus of Statistics, Revenue Authorities, Central Banks and Investment Promotion Agencies who were instrumental in compilation and analysis of the data upon which the report is based. Am confident that this collaboration will continue to manifest itself in all programmes of EAC.

Dr. Richard Sezibera
Ambassador
SECRETARY GENERAL
EAC

Executive Summary

In 2014, the total value of FDI inflows in the region increased in Burundi, Tanzania and Uganda by more than 100%, 93.6% and 60.8%, respectively, while it decreased in Rwanda and Kenya by 5.4 % and 19.2%, respectively. The total value of intra-EAC investments decreased by 12.2 % from US\$ 236.6 million in 2013 to US\$ 207.7 million in 2014.

Emerging market and developing economies recorded a decelerated growth of 4.6 percent in 2014 compared to a growth of 5.0 percent recorded in 2013. The slowdown growth was attributed to both cyclical and structural reasons. In addition, the region was faced with new risks of slowing credit and possibility of tighter financial conditions given the anticipated unwinding of monetary policy stimulus in the United States. The slow pace of economic activity in advanced economies also adversely affected growth in emerging market and developing economies because of restrained external demand for their exports.

The EAC Partner States continued to post positive results after rebounding from the global financial and economic crises. The GDP growth in the Community remained strong averaging 5.7 percent. Rwanda and Tanzania recorded the highest economic growth rates of 7.0 percent, while Burundi registered the lowest rate of 4.6 percent. The coordinated approach of the monetary policy and improved food production in the community eased inflation rates to single digit in all Partner States during 2014 with an average rate of 4.6 percent.

All the EAC Partner States except Kenya and Uganda registered a deficit in balance of payments in 2014. All EAC Partner States currencies depreciated against the US Dollar in 2014. In the area of national savings, the region registered an average of 13.5 percent as a share of GDP. EAC Partner States except Tanzania and Uganda registered a decline in national savings. In relation to external debt, all Partner States registered an increase in national external debt.

The value of intra-EAC trade declined by 3.0 percent from US\$5,805.6 million in 2013 to US\$5,632.9 million in 2014. The decline was driven by the decrease in value of exports that decreased by 12.7 percent. However, Kenya, Tanzania and Uganda recorded an increase in the shares on intra-EAC trade while that of Rwanda and Burundi declined.

During 2014, all EAC Partner States with exception of Tanzania and Rwanda registered a decline in import levels of goods under exemptions and remissions. This is a positive devel-

opment compared to 2013 where only Uganda recorded a decline. In 2014, importation of sensitive goods increased in all EAC Partner States except for Tanzania and Uganda. This scenario calls for a need of a policy framework to protect local industries which manufacture the category of sensitive goods.

In 2014, the importation of excisable goods in the EAC region increased by 35.6 percent from US\$ 10,393.8 million in 2013 to US\$ 14,089.6 million. This was largely attributed to importation of petroleum products, sugar and sugar confectionary. Importation of excisable goods in Kenya, Uganda, Burundi and Tanzania increased while it declined in Rwanda.

The implementation of Single Customs Territory (SCT) came into force on 1st January 2014 and instruments operationalizing it were finalized on 30th June 2014. The Single Customs Territory has hastened the clearance of goods whereby goods are released at the entry point on payment of taxes in a destination Partner State which has eliminated multiple border clearances in the region thus easing doing business. The Single Customs Territory will facilitate unhindered movement of goods within the EAC region thus unleashing the growth and development potentials.

In the area of Common External Tariff (CET) with tariff bands of 0, 10, 25 percent, it is only Burundi, Kenya and Tanzania, who are adhering to the EAC Customs Union Protocol, with most of the goods imported in the region being under the category of zero percent tariff band. Rwanda applies CET with the exception of 5 percent for goods under Rwanda investment code.

In 2014, total customs revenue from EAC Partner States maintained its upward trend increasing by 17.2 percent from US\$ 6,993.2 million in 2013 to US\$ 8,196.8 million in 2014. Despite the increase, the share of customs revenue remained almost constant at about 36 percent to total revenue. The share of total customs revenue to total revenue in 2014 increased in all the EAC Partner States except Tanzania which recorded a decline.

Generally, in 2014, the total value of FDI inflows in the region increased in Burundi, Tanzania and Uganda by more than 100 percent, 93.6 percent and 60.8 percent, respectively, while it decreased in Rwanda and Kenya by 5.4 percent and 19.2 percent, respectively. The total value of intra-EAC investments decreased by 12.2 percent from US\$ 236.6 in 2013 to US\$ 207.7 in 2014. The Partner States which registered a decline need to improve further their doing business climate to attract more investments.

During 2014, the number of jobs expected to be created through licensed FDI projects in the EAC region decreased by 30.0 percent to 92,016 jobs from 131,967 jobs recorded in 2013. All EAC Partner States recorded a decrease in the expected number of jobs to be created except Rwanda.

The Non-Tariff Barriers (NTBs) continue to exist on both central and northern corridors though there are national and regional efforts to completely eliminate the existing NTBs. The EAC secretariat has established EAC Time-Bound Programme for elimination of identified NTBs which is being implemented in close collaboration with Partner States.

CHAPTER 1

THE EAST AFRICAN COMMUNITY INTEGRATION PROCESS



1.1 Background

The five East African Community Partner States are together implementing an Integration programme premised on the objective of deepening economic, social and political cooperation. Through the undertaking, the EAC Partner States seek to achieve balanced growth and development, which is focused on enhancing the standards of living and alleviating poverty among its peoples.

The EAC integration process is in progress with achievements of the Customs Union (2005), Common Market (2010) and the signing of the Monetary Union Protocol in November, 2013. The United Republic of Tanzania and Republic

of Rwanda have ratified the protocol. Ratification is being awaited from the Republic of Burundi, Republic of Kenya and Republic Uganda before it enters into force. The draft Bills for establishment of the institutions necessary for implementation of EAMU, specifically, the EAC Monetary Institute and the EAC Statistics Bureau, have been prepared. The process of laying down the foundation of the political federation is on-going.

The year 2014 marked the tenth year of the implementation of the EAC Customs Union with significant and profound achievements being made. A key aspect of these achievements was the launching of the Single Customs Territory (SCT), in January, 2014 whose objective is to facilitate unhindered movement of goods within the EAC, hence unleash the growth and development potentials. Further, another achievement was the enactment of the Non-Tariff Barriers (NTBs) Bill, adopted by the 30th meeting of the EAC Council of Ministers in November, 2014 and forwarded to East African Legislative Assembly.

The Act is expected to balance and strengthen regional trading environment by eliminating trade distorting practices which add to the cost of doing business.

1.2 Overview of the EAC Integration

1.2.1 Customs

The main focus is to consolidate the Customs Union through attainment of a Single Customs Territory. A number of activities were undertaken and substantial progress was achieved on various customs and trade related programmes. Among these were;

1.2.2 Establishment of a Single Customs Territory

Pursuant to a directive of the 15th Summit to commence the implementation of the SCT on 1st January 2014 and finalization of the operational instruments by 30th June 2014, pilot tests of clearance of goods commenced in February and August 2014 on the Northern and Central corridors respectively. Opera-



tional instruments, namely; the SCT Operational Manual, Enforcement and Compliance Framework, ICT Interconnectivity Solutions and Capacity Building and Change Management Framework have been developed.

Since the commencement of the SCT, the volume and value of goods destined to Uganda and Rwanda have increased substantially, particularly, on the throughput of petroleum products. The time taken for goods to be transported from the port of Mombasa has decreased from 21 days and 18 days to 6 days and 4 days for the Kigali and Kampala bound trucks, respectively.

Along the Central Corridor, the time taken to transport goods from Dar es Salaam to Bujumbura and Kigali under the SCT framework has reduced from 10 to 6 days for both destinations. This has resulted in lowering the cost of doing business whereby up to 30 percent reduction in transport and transactional costs have been reported. The multiplicity in the documentation of goods at the Ports, internal borders and destination has been reduced from 7 days to 1 day.

The 30th meeting of EAC Council of Ministers in November, 2014, among others, approved the EAC Rules of Origin, 2015. The revised EAC Rules of Origin are trade facilitative, simpler and supportive of the EAC market hence promote investment in the value adding activities. The EAC Rules of Origin came into force in January, 2015 after their gazettelement vide Legal Notice No. EAC/3/2015 of 23rd January, 2015.

Following the successful completion of the Time Release Study on the Northern Corri-

dor that provided the time measurements in clearance of goods from Mombasa Port, a similar study commenced on the Central Corridor from Dar es Salaam Port to Bujumbura and Kigali, respectively. Data collection has been completed and analysis of the findings is on-going. The final report will be presented to the Council meeting in April, 2015.

1.2.3 Trade

1.2.3.1 Non - Tariff Barriers

In the area of elimination of Non-Tariff Barriers (NTBs), the EAC Time Bound Programme (TBP) on elimination of identified NTBs was updated during the 16th Regional Forum on NTBs held from 9th – 11th, December 2014. The TBP showed that:

- (i) Eighteen NTBs were unresolved;
- (ii) Four were reported as new; and
- (iii) Seventy eight NTBS were resolved.

During the 21st meeting of the Sectoral Council on Legal and Judicial Affairs, a draft EAC NTBs Bill was cleared and recommended its forwarding to East African Legislative Assembly (EALA) for enactment. During the 30th meeting of the Council in November, 2014, the Council forwarded the Bill to EALA for enactment.

1.2.3.2 EAC-EU EPA Negotiations

The joint EAC-EU Senior Officials negotiations held on 14th October, 2014 in Brussels, Belgium, both Parties concluded the negotiations on the EAC-EU EPA.

After initialing of the EAC – EU EPA, the EU

undertook its internal legal processes and reinstated the EAC Partner States on the list of beneficiaries for the preferential market access under EPA on 25th December, 2014.

The next steps were as follows:

- (a) Legal scrubbing of the EPA text;
- (b) Translation of the Agreement into the EU official languages and, for the EAC, into Kiswahili;
- (c) Updating of the EAC – EPA Development Matrix by the Partner States
- (d) Signature of the Agreement;
- (e) Ratification;
- (f) Entry into force; and
- (g) Implementation of the Agreement.

1.2.3.3 EAC-US Trade and Investment Partnership Agreement

Technical Officials from the EAC Partner States and the United States of America concluded negotiations of a Cooperation Agreement on Trade Facilitation, Sanitary and Phyto-sanitary (SPS) and Technical Barriers to Trade (TBT) in September, 2014. The Co-operation Agreement was to be signed during the EAC – US Ministerial Meeting scheduled on 8th December, 2014 in Washington D.C., USA, is now scheduled to be signed in February, 2015.

1.2.3.4 Export Promotion Activities

Export promotion activities during the year 2014 were as follows:

1.2.3.4.1 The African Growth and Opportunity Act (AGOA)

The 2014 annual African Growth and Opportunity Act (AGOA) Forum was held in August 2014 in Washington D.C. The Forum focused on, among others, the renewal of AGOA and unlocking its full potential. The US committed to extend the AGOA program before September 2015, when AGOA is scheduled to expire. The US commitment is in line with the EAC position on EAC-US Trade and Investment relationship under a new post 2015 AGOA Program.

1.2.3.4.2 US – Africa Leaders' Summit

The first U.S. – Africa Leaders' Summit, was hosted by U.S. President Barack Obama on 4th – 6th August 2014 in Washington D.C, USA, and was attended by 49 African Heads of State. The Summit, whose theme was "Investing in the Next Generation", offered the opportunity of discussing and strengthening the US – Africa economic and political ties, with a focus on trade and investment in Africa.

The US–Africa Leaders' Summit brought together government, top business executives, Congress representatives, civil society and the media. The objective was to foster stronger ties between the US and Africa. The Summit explored priorities for US–Africa Policy; business strategies for economic growth and development; governance; and the positively shifting perceptions of Africa by the rest of the world.

Pledges which were announced during the Summit included:

- (i) President Obama pledged US\$ 300 million in assistance per year to expand the reach of Power Africa in pursuit of a new aggregate

goal of 30,000 MW, and announced that Power Africa has now mobilized more than US\$ 26 billion.

(ii) US\$ 7 billion in new financing under the Doing Business in Africa Campaign that will support US trade with and investment in Africa over the next two years.

(iii) Prompt long-term renewal of an enhanced AGOA and cooperation to increase its utilization by African countries.

(iv) Over US\$ 14 billion in new private sector deals pledged during the US – Africa Business Forum.

1.3 EAC, COMESA and SADC Tripartite Arrangement

The Roadmap adopted by the 2nd Tripartite Summit held in Johannesburg on 12th June, 2011 to guide the negotiations, provided for conclusion of negotiations on trade in goods by June, 2014. However, the negotiations which started in 2013 stalled from the beginning of 2014 because of financial challenges and only resumed in August, 2014. The 3rd Tripartite Summit which had been scheduled for 18th December, 2014 in Cairo, Egypt to launch the Tripartite Free Trade Area (TFTA) did not take place because the Chairperson of the Tripartite Summit was not available. The 3rd Tripartite Summit is now scheduled to take place on 10th June, 2015 in Sharm el Sheikh, Egypt.



1.4 Purpose of the Report

This is the tenth EAC Trade report since 2005 and it builds on the previous trade reports by providing data on key elements of trade and investment. The analysis gives a global perspective on macro-economic variables during 2014. The EAC status is analysed in the context of the overall global performance and specifically the trade flows during the period under review. The report disaggregates the analysis further into specific areas that constitute the tariff structure such as the sensitive rates, the tariff bands, exemptions and the excisable goods. The report also presents detailed status of the revenue and investment performance. The Trade report underpins specific policy documents that are published from time to time by various EAC Partner States. The report is a useful tool in providing requisite data for policy, academia, research and business.

1.5 Structure of the Report

The report is structured in 8 chapters, with the first chapter providing an introduction and background to the EAC integration process. Chapter two gives an overview of macroeconomic and trade developments at international level and macroeconomic and developments at regional level. The third chapter discusses trade developments among the EAC Partner States and other regions. Chapter four and five cover analysis of trade performance of each of the EAC Partner States. Chapter six is a review of customs revenue performance of the Partner States. Chapter seven reviews the performance of investment flows in the region and chapter eight presents the conclusion and way forward.

CHAPTER 2

OVERVIEW OF MACROECONOMIC AND TRADE DEVELOPMENTS



2.1 Global Macroeconomic Environment

In 2014, World real GDP growth remained constant at 3.4 percent as shown in Table 2.1. During the review period, advanced economies recorded growth of 1.8 percent compared to 1.4 in 2013. On average, Euro area recorded a growth of 0.8 percent compared to a recession of negative 0.4 percent recorded in

2013. The US economy on the other hand registered a growth of 2.4 percent in 2014 compared to 2.2 percent in 2013. Despite improved growth, the US was still faced with the political challenge of balancing tax increases and reduction in government spending. This could have translated to downside economic risks.

Emerging market and developing economies recorded a decelerated growth of 4.6 percent in 2014 compared to a growth of 5.0 percent recorded in 2013. The slowdown growth was attributed to both cyclical and structural reasons. In addition, the region was faced with new risks of slowing credit and possibility of tighter financial conditions given the anticipated unwinding of monetary policy stimulus in the United States. The slow pace of economic activity in advanced economies also adversely affected growth in emerging market and developing economies because of restrained external demand for their exports.

Sub-Saharan Africa recorded a slowdown growth of 5.0 percent in 2014 compared to 5.2 percent growth recorded in 2013.

Table 2.1: Summary of World Economic Performance

Region/Country	2010	2011	2012	2013	2014
World	5.2	3.9	3.2	3.4	3.4
Advanced Economies	3.0	1.7	1.5	1.4	1.8
USA	2.5	1.8	2.8	2.2	2.4
EURO Area	2.0	1.5	-0.6	-0.4	0.8
United Kingdom	1.7	1.1	0.2	1.7	2.9
Japan	4.7	-0.6	2.0	1.6	-0.1
Emerging Markets and Developing Asia	7.5	6.2	4.9	5.0	4.6
China	10.4	9.3	7.7	7.0	6.8
India	10.5	6.3	3.2	7.7	7.4
Middle East, North Africa Afghanistan and Pakistan	5.5	3.9	4.6	2.4	2.7
Sub-Saharan Africa	5.6	5.5	4.9	5.2	5.0
South Africa	3.1	3.5	2.5	2.2	1.5

Source: IMF, World Economic Outlook, Update July, 2015

In 2014, world saving as a share of GDP remained constant at 25.5 percent compared to 2013 while investment as a share of GDP also remained constant at 21.1 percent. World inflation as a share of GDP fell to 3.3 percent compared to 4.0 percent in 2013.

In 2014, advanced economies saving as a share of GDP was 24.9 percent while in 2013 it was 24.8 percent. Investment as a share of GDP was 20.7 percent while in 2013 it was 20.5 percent. Advanced economies inflation was constant at 1.1 percent as recorded in 2013.

In 2014, Sub-Saharan Africa saving as a share of GDP was 17.6 percent while in 2013 it was 16.7. Investment as a share of GDP was 20.1 percent in 2014 while in 2013 it was 20 percent. Sub-Saharan Africa inflation as a share of GDP was 6.5 percent compared to 6.3 percent recorded in 2013.

Table 2.2: Selected Global Economic Indicators by Region, 2013-2014

INDICATOR	REGION	2013	2014
Gross National Savings (% of GDP)	World	25.5	25.5
	Advanced Economies	21.0	21.0
	Euro Area	22.1	22.4
	Commonwealth of Independent States	23.3	23.3
	Sub-Saharan Africa	17.6	16.7
Investment (% of GDP)	World	24.8	24.9
	Advanced Economies	20.5	20.7
	Euro Area	19.4	19.2
	Commonwealth of Independent States	22.5	21.0
	Sub-Saharan African	20.1	20.0
Inflation, Annual Average (% of GDP)	World	4.0	3.3
	Advanced Economies	1.4	1.4
	Euro Area	1.3	0.4
	Commonwealth of Independent States	6.4	8.1
	Sub-Saharan African	6.5	6.3

Source: IMF World Economic Outlook Database, July, 2015

2.2 EAC Macro Economic Environment

2.2.1 Economic Growth

Burundi

Burundi's economy grew by 4.6 percent in 2014 compared to a growth of 4.8 percent recorded in the previous year. The reduction was mainly on account of a slowdown growth in the primary sector which increased by only 0.4 percent in 2014 compared to 8.4 percent in 2013, basically, due to a 2.0 percent decrease in growth of food crops.

However, secondary and tertiary sectors recorded good performance and grew by 5.3 percent and 7.4 percent compared to 2.5 percent and 3.1 percent, respectively. The growth of the secondary sector was mainly driven by the good performance of agribusiness industries which increased by 3.0 percent compared to a decrease of 1.5 percent in 2013. Similarly, construction registered an increase of 7.0 percent in 2014 compared to 3.0 percent recorded in the previous year.

The growth in tertiary sector was due to good performance mainly in business which increased by 5.0 percent, communication and transport (7.3 percent), Banking and insurance (7.0 percent), education (12.5 percent), health and social activities (15.0 percent).

Kenya

During the year, the main macroeconomic indicators remained relatively stable. Kenya's economy recorded a decelerated growth of 5.3 percent in 2014 compared to a 5.7 percent growth of 2013. A number of factors influenced the country's economic performance during the review period. From the demand side, government and private final consumption increased by 2.7 percent and 5.5 percent, respectively. The demand side was mainly driven by a resilient private final consumption and a robust growth in fixed assets. Investment in fixed assets expanded rapidly on account of a vibrant growth in real estate sector, the on-going mega infrastructure projects and increased investments in air transport equipment. From the supply side, the major drivers of the economy were agriculture, forestry and fishing which contributed 14.5 percent to the growth followed by construction (11.1 percent), wholesale and retail trade (9.8 percent), education (9.7 percent); and finance and insurance (9.1 percent).

Rwanda

In 2014, the Rwandan economy recovered from the slowdown experienced in 2013 recording a growth of 7.0 percent against a growth of 4.7 percent recorded in 2013.

Agriculture sector grew by 5.0 percent and contributed 1.6 percentage points to the overall GDP growth. Activities in the industry sector grew by 6.0 percent and contributed 0.9 percentage points to the GDP growth. The Service sector increased by 9.0 percent and contributed 4.3 percentage points to the GDP growth.

4.6%
Burundi

5.3%
Kenya

7.0%
Rwanda

7.0%
Tanzania

4.8%
Uganda

Tanzania

In 2014, Tanzanian economy maintained a strong growth of 7.0 percent that was realized in 2013. This performance was largely driven by continued growth in communications, transport, financial intermediation, construction, agriculture and manufacturing. The growth was also supported by the on-going investments in infrastructure, investments in the recently discovered natural gas reserves in Tanzania and the expansion in public investments (including the on-going construction of USD 1.2 billion gas pipeline from Mtwara to Dar es Salaam), as well as the related investments aimed at stabilizing power generation in the country.

Uganda

Uganda's economy registered a growth in real GDP of 4.8 percent in 2014 similar to the revised growth rate for 2013. This performance was on account of improvements in food crops growing, industry and services sectors. Overall growth was dampened by poor performance in information and communication technology (ICT) activities, as well as professional, scientific and technical services, and cash crops activities.

2.2.2 Inflation

Burundi

Burundi annual inflation improved to 4.2 percent in 2014 from 7.9 percent in 2013 on account of the decline in both food and non-food prices. These developments resulted from increased food production and sound monetary policy.

Kenya

The overall annual inflation rate increased from 5.7 percent in 2013 to 6.9 percent in 2014. The modest increase in the rate of inflation was attributed to increases in the cost of several food and non-food

items which outweighed notable falls in the cost of electricity and petroleum products.

Rwanda

In 2014, Rwanda achieved a low and stable inflation over the period, on the account of sustained and well-coordinated monetary and fiscal policies coupled with limited inflationary pressures from trading partners and easing international commodity prices especially oil prices. Annual inflation averaged 1.8 percent in 2014 compared to 4.2 percent recorded in 2013.

Tanzania

The overall annual average inflation in 2014 went down to 5.8 percent from 7.9 percent recorded in 2013 largely due to the stability of food and energy prices both in the country as well as on the international markets. Moreover, continued tight monetary and prudent fiscal policies during the year attributed to this notable performance.

Uganda

Uganda's annual average inflation rate dropped from 5.5 percent in 2013 to 4.3 percent in 2014. Inflationary pressures during the year eased on account of tight monetary policy, improved food supply, lower prices of non-food commodities and a stable exchange rate.

2.2.3 Exchange Rate

Burundi

In 2014, the Central Bank of Burundi continued to implement the exchange rate policy based on the floating exchange rate driven by market mechanisms.

The Burundi Franc appreciated against major foreign currencies, in 2014. It appreciated by 0.5 percent against US Dollar, 8.2 percent against Japanese Yen, appreciated 0.6 percent against Special Drawing Rights (SDRs), and by 0.4 percent against Euro. However, it depreciated by 0.9 percent and 4.9 percent against the Swiss franc and the Sterling Pound, respectively.

Kenya

In 2014, the Kenya Shilling generally held firm against the major trading currencies despite its depreciation against the US Dollar, Sterling Pound and Euro. The Shilling's stability was mainly due to proceeds from the successful international sovereign bond floated by the government in June 2014 and increased Diaspora remittances. However, a significant decline in the international tourism earnings and a widening trade deficit worked against the Shilling over this period. The Kenya Shilling depreciated against the Sterling Pound and US Dollar by 7.5 percent and 2.1 percent, respectively, in 2014. Similarly, it depreciated against the Euro by 2.1 percent. The Kenya Shilling traded at KSh 144.9 per Sterling Pound, KSh 87.9 per US Dollar and KSh 116.8 per Euro.

Within EAC, the Kenya Shilling depreciated against Ugandan Shilling and Rwanda Francs to trade at 29.6 Uganda Shillings and 17.7 Rwanda Francs, in 2014. The Kenya Shilling however, appreciated against the Tanzanian Shilling and Burundi Francs during the same period, trading at TShs 18.9 and 7.8 Burundi Franc, respectively.

Rwanda

Despite high demand for foreign currency, the National Bank of Rwanda (BNR) managed to keep stability of Rwandan franc through interventions on foreign exchange market as well as increased inflows from private sources such as exports receipts, private transfers and receipts on services.

As a result, in 2014, FRW depreciated by 3.6 percent against the US Dollar, trading between FRW 694.37 per Dollar against FRW 670.08 per Dollar by the end of December, 2014. In the same period, the FRW appreciated by 2.4 percent and 8.5 percent against the Sterling Pound and Euro, respectively.

Concerning the East African region, the FRW appreciated against all regional currencies, except the Burundi Franc.

Tanzania

The value of the local currency relative to the US dollar depreciated marginally in the period from January to November, 2014, with the rate of depreciation accelerating towards the end of that period. In 2014, the Shilling was traded at an average rate of TZS 1,653.1 per US Dollar compared to an average of TShs 1,598.6 per US Dollar in 2013.

Uganda

The Uganda shilling depreciated by 0.5 percent against the US Dollar from an average exchange rate of UGX 2,587 per US Dollar in 2013 to UGX 2,601 per US Dollar in 2014. During the same period under review, the Ugandan Shilling depreciated by 2.0 percent and 6.7 percent against the Sterling Pound and Euro, respectively.

2.2.4 Balance of Payments

Burundi

Burundi current account deficit stood at US\$ 384.5 million in 2014 compared to US\$ 252.6 recorded in 2013. This was mainly driven by a widening trade deficit occasioned by deterioration of trade balance in goods and services which rose from US \$ 686.6 million in 2013 to US\$ 709.6 million in 2014. The decline of the current transfers surplus which stood at US\$ 332.0 million in 2014 compared to US\$ 432.5 million recorded in 2013, also worsened the current account deficit.

The surplus in the capital and financial account recorded a sharp decrease to US\$ 113.9 million from US\$ 250.4 million mainly due to the decline in government transfers from US \$114.5 recorded in 2013 to US\$ 88.0 million in 2014

Kenya

The overall balance of payments position improved from a surplus of US\$ 369 million in 2013 to a surplus of US\$ 1,434 million in 2014 on account of increased international re-

serves largely attributed to proceeds received from the sale of the Eurobond. The current account deteriorated further from a deficit of US\$ 4,781 in 2013 to a deficit of US\$ 6,097 million in 2014 mainly due to the widening of the visible trade deficit. Despite an increase of 7.0 percent in exports of goods and services, imports of goods and services expanded more rapidly resulting to a widening of the current account deficit. The financial account surplus increased from US\$ 4,924 million in 2013 to US\$ 8,083 million in 2014 due to increased capital flows.

Rwanda

In 2014, Rwanda's overall balance of payments recorded a deficit of US\$ 185.7 million as a result of a 15.3 percent increase in imports of goods which more than offset an increase of 6.8 percent in exports. Capital grants increased from US\$ 234.5 million in 2013 to US\$ 306.9 million in 2014.

Tanzania

In 2014, Tanzania's overall balance of payments registered a deficit of US\$ 233.8 million compared to a surplus of US\$ 495.7 million recorded in 2013. The as capital and financial account transactions could not fully offset the deficit in the current account which remained broadly the same as in 2013. Gross official reserves amounted to US\$ 4,388.6 million at the end of December, 2014, and it was sufficient to cover 4.1 months of projected imports of

2.2.5 National Savings

Burundi

The Gross national savings of Burundi in 2014 decreased to US\$ 300.0 million from US\$ 395.2 million recorded in 2013. This was due to the decrease of surplus of primary and secondary incomes from US\$ 434.3 million in 2013 to US\$ 325.1 in 2014. As a share to GDP, Gross National Savings decreased to 11.0 percent in 2014 from 16.2 percent in 2013.

Kenya

In Kenya, the level of net national savings deteriorated from a deficit of US\$ 1,158 million in 2013 to a deficit of US\$ 1,850 million in 2014. As a share of GDP the net savings rate deficit worsened from 2.7 percent to 4.2 percent over the same period.

Rwanda

Rwanda's level of national saving decreased by 13.5 percent from US\$ 1,395.67 million in 2013 to US\$ 1,207.91 million in 2014. The gross national savings share to GDP declined from 18.6 percent in 2013 to 15.3 percent in 2014.

Tanzania

In Tanzania, the level of gross national savings increased by 1.3 percent from US\$ 5,483.6 million in 2013 to US\$ 5,554.9 million in 2014. This was largely as a result of increase in inflows through foreign direct investment. As a share of GDP the savings rate increased from

16.5 percent to 17.8 percent over the same period.

Uganda

In Uganda, the level of gross national savings increased by 0.3 percent from US\$ 4,767 million in 2013 to US\$ 5,154 million in 2014. This was largely as a result of increase in investment in infrastructure projects. Uganda's Gross National Savings as a percent of GDP was 19.6 percent compared 19.3 percent recorded in 2013.

2.2.6 External Debt

Burundi

Burundi public external debt as percentage of GDP increased from 14.1 percent in 2013 to 15.1 percent in 2014. The public external debt was dominated by multilateral debt which accounted for 78.8 percent of total public external debt. The bilateral external debt accounted for 21.2 percent of total external debt.

Kenya

The overall debt stood at US\$ 25.3 billion as at the end of fiscal year 2013/2014 and consisted of bilateral, multilateral and internal debt, which constituted 13.4, 37.5 and 48.6 percent, respectively. External debt rose from US\$ 9.8 billion at the end of fiscal year 2012/2013 to US\$ 13.0 billion as at the end of 2013/2014 fiscal year. This was mainly attributable to proceeds from the international sovereign bond and increased disbursements by traditional lenders. Similarly, the domestic debt increased from US\$ 10.3 billion to US\$ 12.3 billion over the same period.

Rwanda

The public external debt position of Rwanda in 2014 was mostly composed of loans from multilateral institutions, such as IDA and African Development Bank representing 81.5 percent of total public external debt. The remaining 18.5 percent were from bilateral partners.

In 2014, the public external debt stock of Rwanda rose by 19.5 percent to US\$ 1,436.0 million from US\$ 1,202.1 million in 2013.

Tanzania

Tanzania's external debt stock, as at the end of December 2014 went up by US\$ 931.2 million to US\$ 14,126.8 million compared to the stock registered in 2013. The profile of external debt by borrower category shows that the central government continued to account for the largest share of about 82 percent amounting to US\$ 12,210.5 million while private sector debt amounted in US\$ 1,916.0 million at the end of December 2014. External debt by creditor category shows that multilateral creditors accounted for half of the debt followed by commercial creditors, which was 29.0 percent of the total debt.

Uganda

Uganda's external debt stock increased from US\$ 4,177.2 million as at end of December 2013 to US\$ 4,246.7 million as at end of December 2014. The outstanding debt stock owed to multilateral, bilateral and private bank financing sources was recorded at US\$ 3,696.8 million, US\$ 549.9 million and US\$ 0.03 million, respectively.



CHAPTER 3

EAC TRADE PERFORMANCE



3.1 Introduction

During the review period, the intra-EAC trade declined by 3.0 percent compared to a 6.4 percent growth recorded in the previous period. This was mainly attributed to a decline of 12.7 percent in the value of exports. Kenya, Tanzania and Uganda continued to dominate intra-EAC trade, in that order.

3.2 Total Intra-EAC Trade

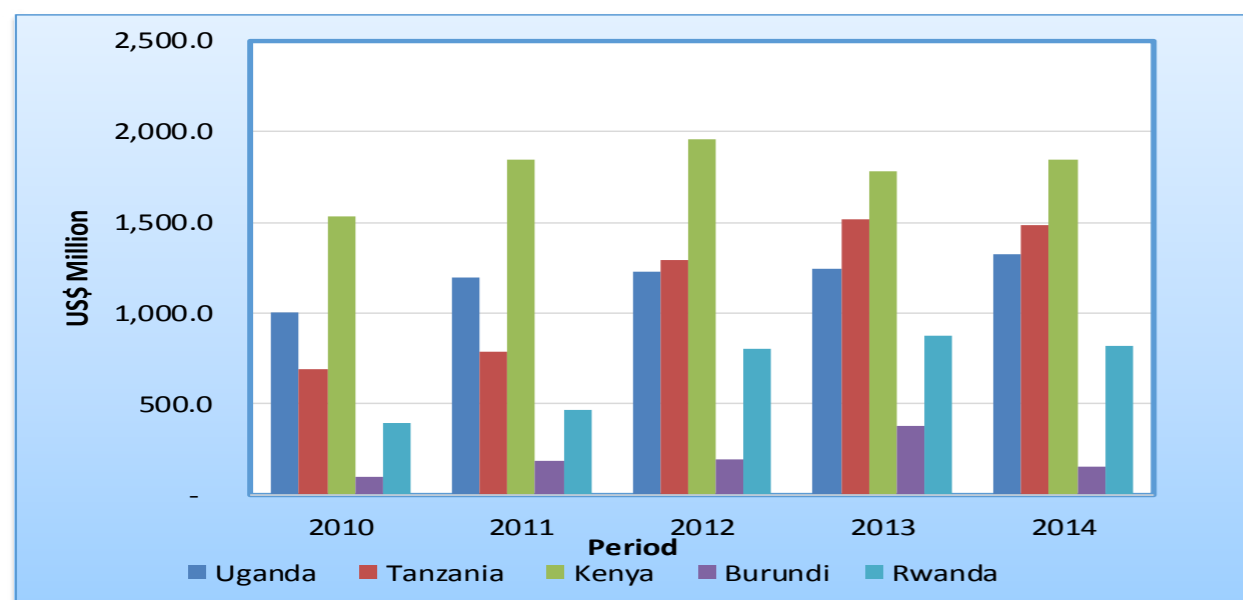
The value of intra-EAC trade declined by 3.0 percent from US\$ 5,805.6 million in 2013 to US\$ 5,632.9 million in 2014 as shown in Table 3.1. The decline was driven by the decrease in the value of exports that went down by 12.7 percent. Kenya, Tanzania and Uganda recorded an increase in their shares to total intra-EAC trade while that of Rwanda and Burundi declined. During the review period, Kenya continued to dominate intra-EAC trade, accounting for about 32.8 percent of total intra-EAC trade while Tanzania and Uganda accounted for 26.4 percent and 23.6 percent of the total intra-EAC trade, respectively.

Table 3.1: Total Intra-EAC Trade, 2010-2014 (US\$ million)

		2010	2011	2012	2013	2014	Percentage Change			
							2011	2012	2013	2014
Imports	Uganda	576.5	692.6	646.9	616.6	684.6	20.1	-6.6	-4.7	11.0
	Tanzania	295.9	378.1	678.6	397.0	709.8	27.8	79.5	-41.5	78.8
	Kenya	256.8	292.8	350.9	334.5	416.9	14.0	19.8	-4.7	24.6
	Burundi	77.2	160.8	168.1	346.4	126.1	4.3	5.3	6.3	6.3
	Rwanda	344.6	385.1	457.8	412.5	465.1	11.7	18.9	-9.9	12.7
	Total	1,551.0	1,909.4	2,302.4	2,107.0	2,402.5	23.1	20.6	-8.5	14.0
Exports	Uganda	428.6	503.7	580.3	627.4	642.2	17.5	15.2	8.1	2.4
	Tanzania	394.3	409.0	613.3	1,118.0	779.5	3.7	49.9	82.3	-30.3
	Kenya	1,280.0	1,544.4	1,593.0	1,451.0	1,430.8	20.7	3.2	-8.9	-1.4
	Burundi	18.6	25.9	24.9	35.19	25.45	39.1	-3.7	41.3	-27.7
	Rwanda	50.4	81.2	343.5	467.0	352.4	61.0	323.2	36.0	-24.5
	Total	2,171.9	2,564.1	3,155.0	3,698.6	3,230.4	18.1	23.0	17.2	-12.7
Total EAC Trade value	Uganda	1,005.1	1,196.4	1,227.2	1,244.0	1,326.9	19.0	2.6	1.4	6.7
	Tanzania	690.2	787.1	1,291.9	1,515.0	1,489.3	14.1	64.1	17.3	-1.7
	Kenya	1,536.8	1,837.2	1,943.9	1,785.5	1,847.7	19.5	5.8	-8.1	3.5
	Burundi	95.8	186.7	193.0	381.6	151.5	94.9	3.4	97.7	-60.3
	Rwanda	395.0	466.2	801.3	879.5	817.5	18.0	71.9	9.8	-7.0
	Total	3,722.9	4,473.6	5,457.3	5,805.6	5,632.9	20.2	22.0	6.4	-3.0

Source: Partner States Revenue Authorities, Central Banks and National Statistics Offices

Figure 3.1: Total Intra-EAC Trade, 2010-2014 (US\$ million)



Source: Partner States Revenue Authorities, Central Banks and National Statistics Offices

3.2.1 Imports

The value of total intra-EAC imports increased by 14.0 percent from US\$ 2,107.0 million in 2013 to US\$ 2,402.5 million in 2014. All the Partner States registered positive growths in imports. Tanzania recorded the highest growth of 78.8 percent of intra-EAC imports, while Kenya, Rwanda and Uganda recorded increases of 24.6 percent, 12.7 percent and 11.0 percent, respectively. Overall, intra-EAC imports consisted of industrial products namely; cement, petroleum products, textiles, sugar, confectionery, beer, salt, vegetable fats and oils, iron and steel, paper, plastics, pharmaceutical products and agricultural products such as coffee, tea, tobacco, cotton, rice, maize, wheat flour, and hides and skins.

3.2.2 Exports

In 2014, the total intra-EAC exports decreased by 12.7 percent from to US\$ 3,698.6 million in 2013 to US\$ 3,230.4 million. All the Partner States recorded declines in exports with the exception of Uganda which recorded an increase of 2.4 percent of the total intra-EAC exports.

3.3 EAC Trade with the Rest of the World

The EAC total trade with the rest of the world maintained an upward trend by recording a growth of 6.5 percent to US\$ 55,906.4 million in 2014 compared to US\$ 52,501.6 million in 2013 as presented in Table 3.2. This was driven by increased levels of both imports and ex-

ports. However, the share of total trade with the rest of the World to total EAC trade declined from 58.6 percent in 2013 to 52.6 percent in 2014. In 2014, EAC bloc recorded a deficit of US\$ 23,688.0 million compared to a deficit of US\$ 22,559.0 million in 2013.

The value of intra-EAC trade decreased to US\$ 5,632.9 million in 2014 from US\$ 5,805.6 million recorded in 2013. The composition of intra-EAC trade was mainly dominated by agricultural commodities namely; coffee, tea, tobacco, cotton, rice, maize, and wheat flour and manufactured goods such as, cement, petroleum products, textiles, sugar, confectionery, beer, salt, vegetable fats and oils, iron and steel, paper, plastics, and pharmaceutical products as in previous years. Similarly, the share of intra-EAC trade to the total trade decreased from 11.1 in 2013 to 10.1 percent in 2014.

Table 3.2: Trade flow for EAC, 2010-2014 (US\$ million)

Trade Flow	Destination/Origin	2010	2011	2012	2013	2014	Percentage Change			
							2011	2012	2013	2014
Exports	Total EAC Exports	11,819.76	14,274.02	16,046.00	14,971.30	16,109.14	20.8%	12.4%	-6.7%	7.6%
	Intra-EAC Total Exports	2,237.75	2,564.12	3,154.96	3,698.56	3,230.41	14.6%	23.0%	17.2%	-12.7%
	COMESA	1,610.13	1,901.52	2,055.91	1,801.10	2,763.15	18.1%	8.1%	-12.4%	53.4%
	SADC	1,319.04	1,789.96	2,329.92	2,127.17	3,067.11	35.7%	30.2%	-8.7%	44.2%
	Rest of Africa	220.08	265.39	293.21	433.80	787.48	20.6%	10.5%	47.9%	81.5%
	EU	2,193.58	2,520.97	2,512.99	2,183.75	2,663.57	14.9%	-0.3%	-13.1%	22.0%
	USA	362.56	385.56	411.83	449.47	651.17	6.3%	6.8%	9.1%	44.9%
	Total Exports to Rest of the World	3,876.62	4,846.50	5,287.18	4,277.45	2,946.35	25.0%	9.1%	-19.1%	-31.1%
	% Intra-EAC to Total Exports	19%	18%	20%	25%	20%				
	% COMESA	14%	13%	13%	12%	17%				
	% SADC	11%	13%	15%	14%	19%				
	% Rest of Africa	2%	2%	2%	3%	5%				
	% EU	19%	18%	16%	15%	17%				
	% USA	3%	3%	3%	3%	4%				
% Total exports to Rest of the World	33%	34%	33%	29%	18%					
Imports	Total EAC Imports	26,354.64	34,094.33	36,868.07	37,530.33	39,797.12	29.4%	8.1%	1.8%	6.0%
	Intra-EAC Total Imports	1,543.76	1,909.44	2,302.37	2,107.01	2,402.45	23.7%	20.6%	-8.5%	14.0%
	COMESA	699.84	899.92	895.23	828.27	1,043.70	28.6%	-0.5%	-7.5%	26.0%
	SADC	2,065.39	2,734.52	2,473.56	2,189.26	2,146.65	32.4%	-9.5%	-11.5%	-1.9%
	Rest of Africa	48.50	212.22	59.73	127.35	33.60	337.6%	-71.9%	113.2%	-73.6%
	EU	4,292.45	4,872.34	5,077.53	4,739.60	5,285.84	13.5%	4.2%	-6.7%	11.5%
	USA	807.18	1,059.71	1,190.03	1,075.44	2,421.16	31.3%	12.3%	-9.6%	125.1%
	Total Imports to Rest of the World	16,897.51	22,406.18	24,869.62	26,463.41	26,463.63	32.6%	11.0%	6.4%	0.0%
	% Intra-EAC to Total Imports	5.9%	5.6%	6.2%	5.6%	6.0%				
	% COMESA	2.7%	2.6%	2.4%	2.2%	2.6%				
	% SADC	7.8%	8.0%	6.7%	5.8%	5.4%				
	% Rest of Africa	0.2%	0.6%	0.2%	0.3%	0.1%				
	% EU	16.3%	14.3%	13.8%	12.6%	13.3%				
	% USA	3.1%	3.1%	3.2%	2.9%	6.1%				
% Total imports to Rest of World	64.1%	65.7%	67.5%	70.5%	66.5%					
Total Trade	Total intra EAC Trade	3,781.5	4,473.6	5,457.3	5,805.6	5,632.9	18.3%	22.0%	6.4%	-3.0%
	Total Trade	38,174.4	48,368.3	52,914.1	52,501.6	55,906.3	26.7%	9.4%	-0.8%	6.5%
	EAC Trade Balance	-14,534.9	-19,820.3	-20,822.1	-22,559.0	-23,688.0	36.4%	5.1%	8.3%	5.0%

Source: National Statistical Offices and Revenue Authorities of Partner States

Notes:

- (1) COMESA excludes Kenya, Uganda, Burundi and Rwanda
- (2) SADC excludes Tanzania
- (3) COMESA and SADC have overlapping membership

CHAPTER 4

TRADE DEVELOPMENTS IN THE EAC PARTNER STATES



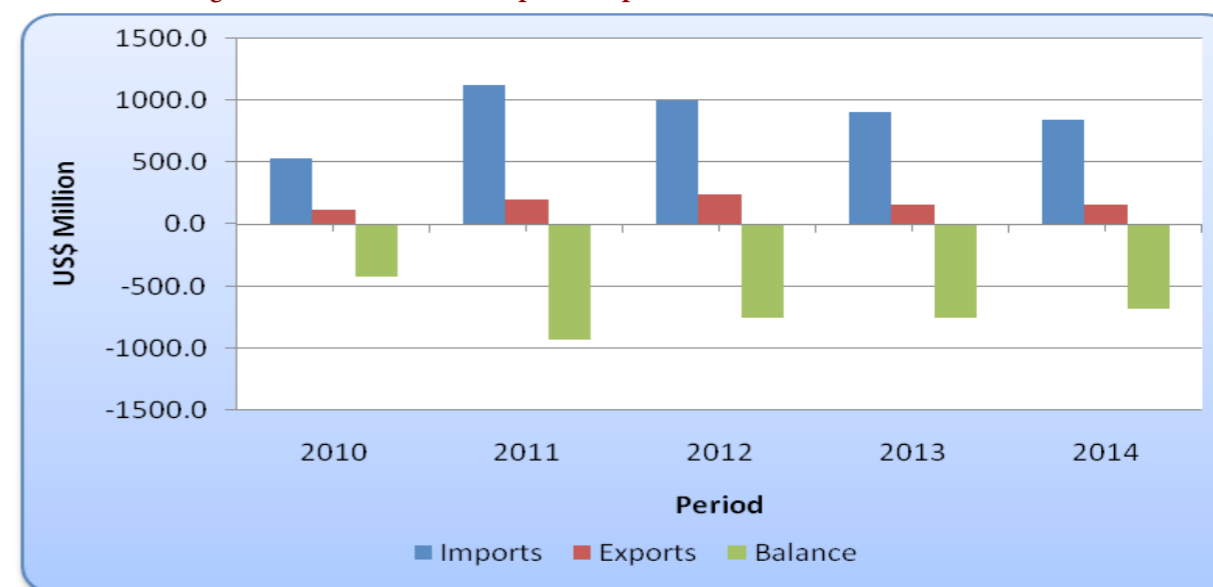
4.1 Introduction

During the review period, the predominant trading partners of the EAC Partner States continued to be EU, COMESA, SADC, USA, UAE, India and China. The trade balance of the EAC Partner States continued to deteriorate due to the high import bill incurred on the capital goods, finished products and fuel products compared to the revenue generated from the exports which comprises mainly raw materials.

4.2 Burundi International Trade

In 2014, Burundi International trade decreased by 5.9 percent from US\$ 1,073.0 million recorded in 2013 to US\$ 1,009.1 million, mainly due to decline in imports of 7.2 percent (Figure 4.1).

Figure 4.1: Burundi's Total Exports, Imports and Trade Balance, 2010-2014



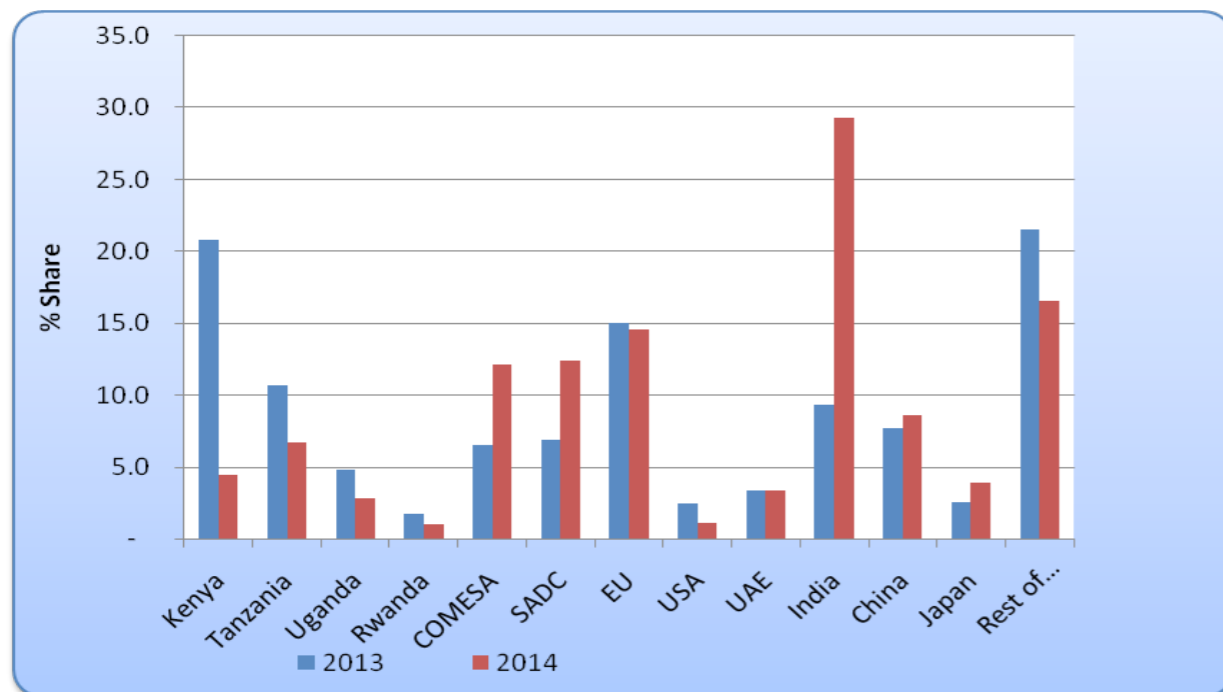
Source: Burundi National Bureau of Statistics

The Burundian major trading partners were India (29.3 percent), EU (14.6 percent), SADC (12.4), COMESA (12.1 percent), and China (8.6 percent).

4.2.1 Imports

Burundi's imports decreased by 7.2 percent to US\$ 845.8 million in 2014 from US\$ 911.3 million in 2013 as shown in Figure 4.2. This may be attributed to the appreciation of Burundi Franc against other currencies in 2014. Burundi Franc appreciated by 0.5 percent against US\$ and by 0.4 percent against Euro.

Figure 4.2: Burundi's Imports by Country/Region of Origin

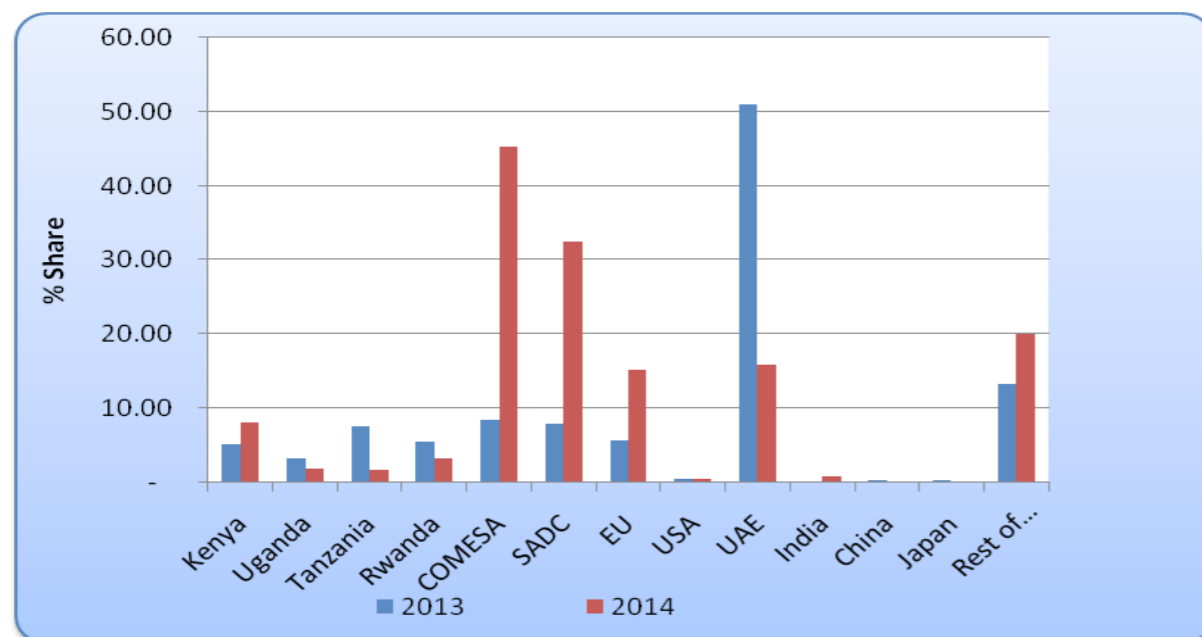


Source: Burundi National Bureau of Statistics

4.2.2 Domestic Exports

Domestic exports from Burundi increased marginally from US\$ 156.3 million in 2013 to US\$ 156.6 million in 2014 on account of the exports of coffee, beverages, soaps and the wheat flour. The major export destinations COMESA, SADC and UAE.

Figure 4.3: Burundi's Domestic Exports by Destination

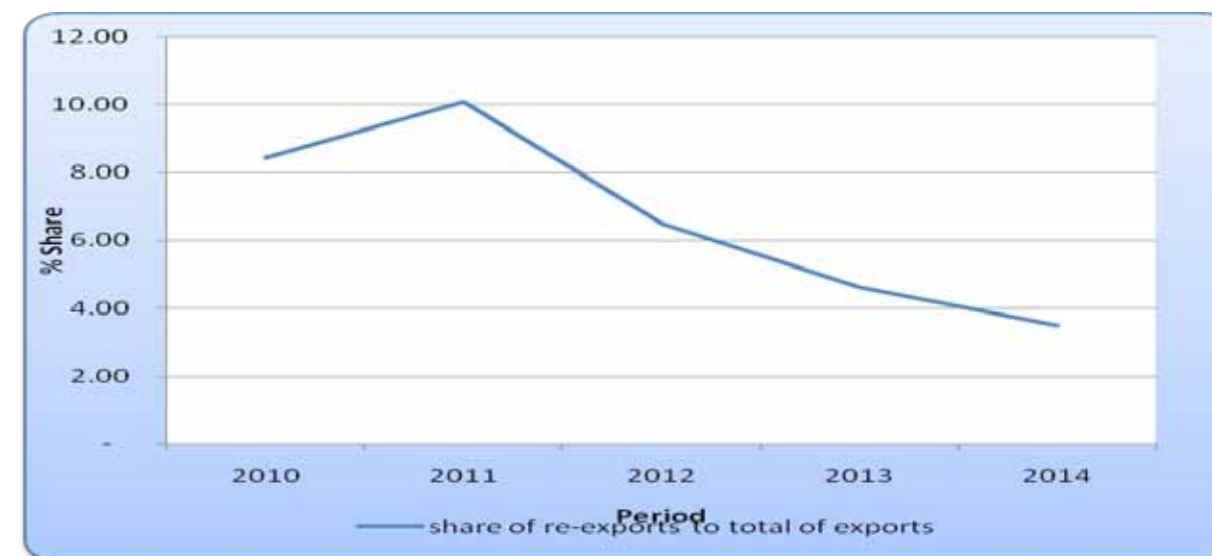


Source: Source: Burundi National Bureau of Statistics

4.2.3 Re-Exports

Burundi's re-exports decreased from US\$ 7.5 million in 2013 to US\$ 5.7 million in 2014, as shown in Figure 4.4. This was due to decline in re-exports of vehicles used for tourism and transportation of goods.

Figure 4.4: Burundi's Re-exports as percentage of total Exports 2010-2014



Source: Burundi National Bureau of Statistics



4.2.4 Intra-EAC Trade

In 2014, Burundi intra-EAC trade with Partner States decreased by 60.3 percent from US\$ 381.6 million in 2013 to US\$ 151.5 million. The trade balance decreased by 67.7 percent from a deficit of US\$ 311.2 million in 2013 to a deficit of US\$ 100.6 million in 2014.

Table 4.1: Burundi's Trade with EAC Partner States, 2010-2014 (US\$ million)

		2007	2008	2009	2010	2011	2012	2013	2014	Percentage Change					
										2009	2010	2011	2012	2013	2014
Kenya	Imports	30.2	33.8	35.4	31.2	45.7	46.7	189.9	37.4	4.7	-12.0	46.6	2.3	306.4	-80.3
	Exports	11.4	8.3	7.4	10.3	15.3	16.3	8.0	13.0	-11.1	39.1	48.5	7.0	-50.9	61.7
	Total trade	41.6	42.1	42.8	41.4	61.0	63.1	198.0	50.3	1.6	-3.1	47.1	3.5	213.8	-74.6
	Trade Balance	-18.7	-25.5	-28.0	-20.9	-30.4	-30.4	-181.9	-24.4	9.8	-25.4	45.7	0.0	498.4	-86.6
Rwanda	Imports	1.9	4.0	1.8	2.5	6.9	29.4	15.6	8.5	-55.2	41.7	169.6	328.4	-47.0	-45.5
	Exports	5.2	5.4	4.7	3.0	6.2	6.5	10.0	6.4	-13.0	-36.4	105.5	5.2	53.5	-35.7
	Total trade	7.1	9.4	6.5	5.6	13.1	35.9	25.6	14.9	-30.9	-14.9	134.9	175.1	-28.8	-41.7
	Trade Balance	3.3	1.4	2.9	0.5	-0.7	-22.9	-5.6	-2.1	104.2	-84.1	-243.5	3312.7	-75.6	-63.0
Uganda	Imports	39.7	38.5	32.0	28.4	53.7	44.9	43.6	23.9	-17.0	-11.2	89.0	-16.4	-2.9	-45.1
	Exports	3.7	3.2	6.4	2.9	5.8	5.0	5.1	3.3	100.2	-55.2	100.5	-13.8	1.5	-34.1
	Total trade	43.4	38.2	41.1	28.6	60.5	49.8	48.6	27.2	7.4	-30.3	111.4	-17.6	-2.4	-44.0
	Trade Balance	-36.0	-35.3	-25.5	-25.5	-47.9	-39.9	-38.5	-20.6	-27.7	-0.1	87.7	-16.8	-3.4	-46.6
Tanzania	Imports	9.7	17.5	19.1	29.1	161.2	53.3	97.3	56.3	9.7	51.8	454.8	-67.0	82.7	-42.1
	Exports	1.6	2.0	9.5	1.8	1.4	5.3	12.1	2.7	365.3	-81.5	-21.3	286.2	127.3	-77.4
	Total trade	11.2	19.5	28.6	30.8	162.6	58.6	109.4	59.0	46.8	7.7	427.7	-64.0	86.7	-46.0
	Trade Balance	-8.1	-15.4	-9.7	-27.3	-159.8	-47.9	-85.2	-53.6	-37.3	182.4	485.4	-70.0	77.7	-37.1
Intra-EAC	Imports	81.4	93.8	88.3	91.2	267.4	174.3	346.4	126.1	-5.9	3.2	193.4	-34.8	98.8	-63.6
	Exports	21.9	19.0	28.0	17.9	28.6	33.2	35.2	25.5	47.4	-36.0	59.6	15.9	6.1	-27.7
	Total trade	103.4	112.8	116.3	109.1	296.0	207.4	381.6	151.5	3.1	-6.2	171.4	-29.9	84.0	-60.3
	Trade Balance	-59.5	-74.8	-60.3	-73.2	-238.8	-141.1	-311.2	-100.6	-19.4	21.5	226.1	-40.9	120.6	-67.7

Source: Burundi National Bureau of Statistics

Figure 4.5: Burundi's Trade with EAC Partner States, 2010-2014 (US\$ million)



Source: BBS, Burundi National Bureau of Statistics

Intra-EAC Imports

Burundi's imports from intra-EAC decreased by 63.6 percent from US\$ 346.4 million in 2013 to US\$ 126.1 million in 2014 mainly due to significant declines in the imports of husked rice, other hydraulic cement; Carboys, bottles, flasks, jars, pots, phials, ampoules and other con. Imports from Kenya decreased by 81.2 percent from US\$ 189.9 million in 2013 to US \$ 37.4 million in 2014 while imports from Uganda decreased from US\$ 43.6 million to US\$ 20.4 million, in the same period. Similarly, imports from Tanzania decreased from US\$ 97.3 million to US\$ 56.3 million while imports from Rwanda decreased from US\$ 15.6 million to US\$ 8.5 million, over the same period.

Intra-EAC Domestic Exports

Domestic Exports to EAC Partner States decreased by 27.6 percent from US\$ 32.6 million in 2013 to US\$ 23.6 million in 2014. However, the domestic exports to Kenya increased by 61.7 percent while exports to Rwanda, Uganda and Tanzania decreased by 35.7 percent, 34.1 percent and 77.4 percent, respectively. The major domestic exports were tea, coffee, iron/steel bars and rods.

Table 4.2: Intra-EAC Exports, 2010 - 2014 (US\$ million)

Intra-EAC Export Flows	2010	2011	2012	2013	2014
Intra-EAC Domestic Exports	14.4	23.5	24.2	32.6	23.6
Intra-EAC Re-exports	3.3	5.1	8.9	2.6	1.9
Total Intra-EAC Exports	17.7	28.6	33.2	35.2	25.5
Percentage share of IntraEAC-Re-exports	22.9	21.9	36.8	8.0	7.3

Source: BBS, Burundi National Bureau of Statistics

Intra-EAC Re-exports

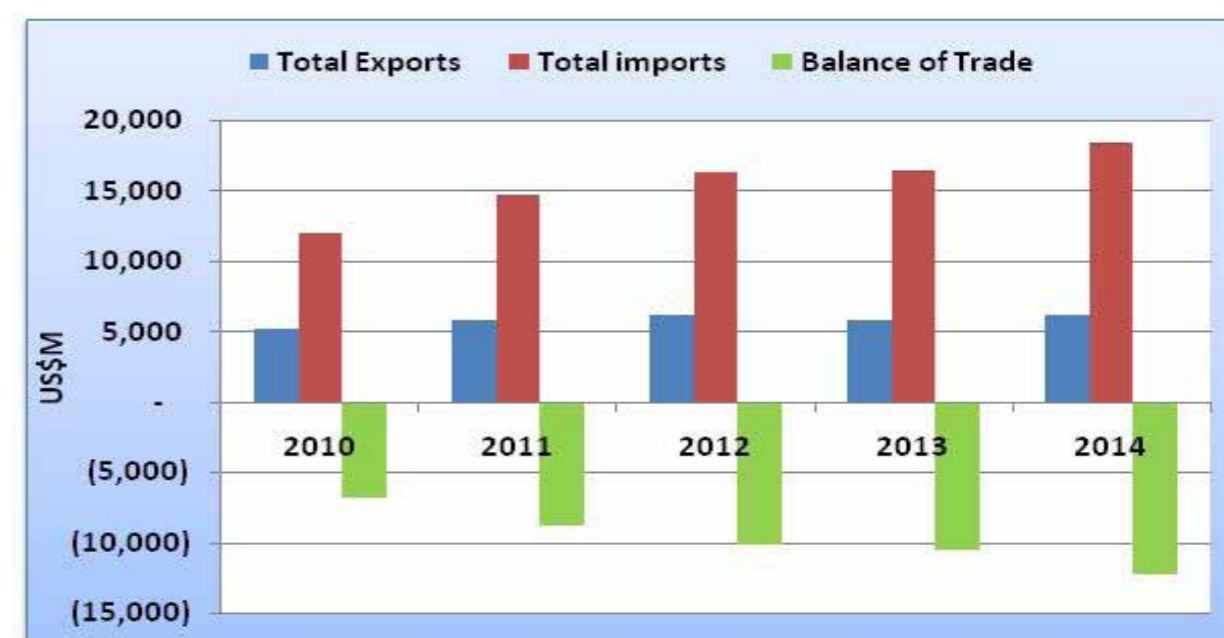
In 2014, Burundi's re-exports decreased by 28.3 percent from US\$ 2.6 million in 2013 to US\$ 1.9 million in 2014. The share of re-exports to total exports to EAC Partner States decreased from 8.0 percent in 2013 to 7.3 percent in 2014. The major re-exports were carboys, bottles, flasks, jars, pots, phials, ampoules and other con; tower cranes; self-propelled front-end shovel loaders, boxes, cases, crates and similar articles of plastics; containers for compressed or liquefied gas, of iron or steel.



4.3 Kenya's International Trade

Kenya's total trade with the rest of the world improved by 10.2 percent to US\$ 24,520 million in 2014 from US\$ 22,243 million recorded in 2013. The trade balance however, worsened by US\$ 1,719 million to a deficit of US\$ 12,297 million in 2014 compared to a deficit of US\$ 10,578 million recorded 2013. The deterioration in the trade balance is explained by increased payments for imports that more than offset the increase in receipts from exports.

Figure 4.6: Kenya's Total Exports, Imports and Trade Balance, 2010-2014



Source: KRA, KNBS & CBK

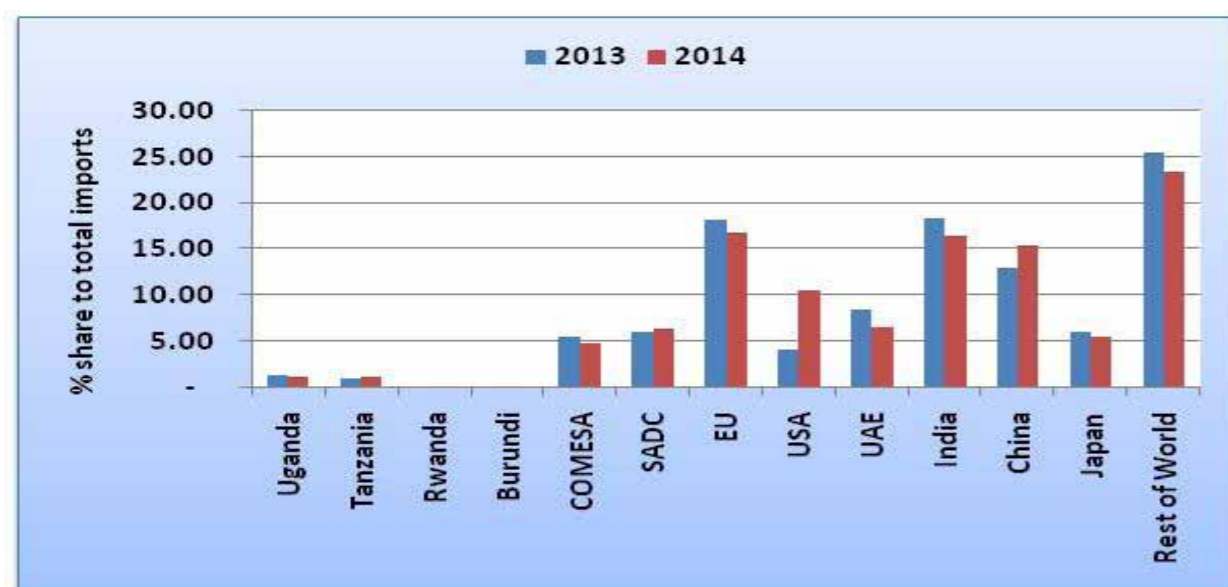
In 2014, the EU, India, China, USA and the United Arab Emirates (UAE) were Kenya's leading trading partners accounting for 16.0 percent, 12.7 percent, 11.8 percent, 9.6 percent and 5.7 percent of the total trade, respectively. Kenya's trade with India decreased marginally while trade with the UAE declined by 15.1 percent. Total trade with USA increased significantly compared to a 6.9 decline in growth posted in 2013. The rise in total trade with the USA is attributable to a rise in expenditure on aircraft and associated equipment.

In 2014, Kenya's total trade with EAC Partner States increased by 3.5 percent largely as a result of an increase in trade with Burundi, Rwanda and Tanzania. During the same period, the share of Kenya's total trade with EAC Partner States to total trade declined to 5.8 percent in 2014 from 6.5 percent in 2013.

4.3.1 Imports

Kenya's imports increased to US\$ 18,407 million in 2014 from US\$ 16,410 million recorded in 2013 driven by payments for petroleum products which increased by 15.8 percent, aircraft and associated equipment (sixfold), road motor vehicles and industrial machinery imports (22.2 percent and 10.9 percent increases, respectively). There was a 6.5 percent decline in the value of iron and steel imports in 2014 while imports of chemical fertilizers recorded a marked decline of 30.9 percent during the review period.

Figure 4.7: Kenya's Imports by Country/Region of Origin



Source: KRA, KNBS & CBK

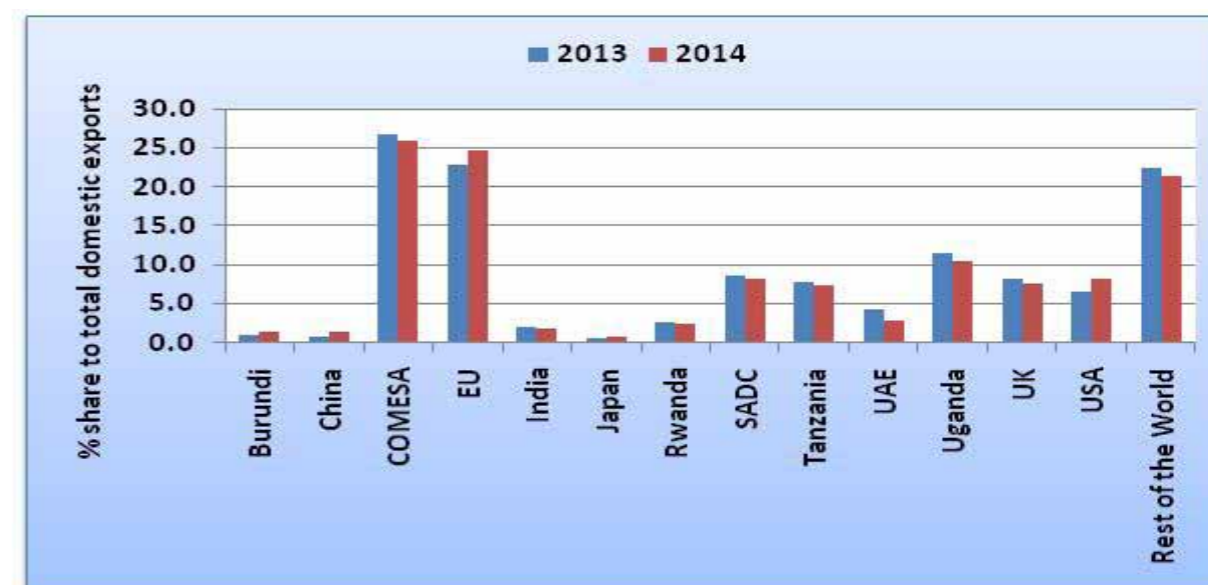
Kenya sourced most of her imports from the European Union, India and China jointly accounting for 48.5 percent of the total imports in 2014 compared to 49.3 percent in 2013. Imports from China accounted for 15.4 percent up from 12.9 percent in 2013 driven largely by imports of civil engineering equipment. France, Germany and the United Kingdom dominated the share of imports from the European Union with imports of road tractors being among the leading imports from both Germany and the United Kingdom in 2014. During the review period, the value of imports from the USA increased significantly, largely on account of imports of commercial aircraft. Payments for aircraft and associated equipment accounted for 70.6 percent of the total expenditure on imports from the USA in 2014.

4.3.2 Domestic Exports

In 2014, Kenya's domestic exports decreased by 0.9 percent to US\$ 5,241.9 million from US\$ 5,291.2 million recorded in 2013. Africa was the leading export destination with the EAC and COMESA accounting for the largest share of exports. Europe was the second leading destination of exports with exports to the European Union constituting the majority of exports. EAC, EU and COMESA were thus the leading destinations for Kenya's domestic exports jointly accounting for 72.4 percent.

Domestic exports to the EAC declined by 5.5 percent from US\$ 1,211.4 million recorded in 2013 to US\$ 1,144.4 million in 2014 with Uganda being the leading destination. The share of domestic exports to Uganda however, declined from 11.5 percent in 2013 to 10.6 percent in 2014 with cement, flat rolled products of iron and steel and; salt as the main exports. The share of domestic exports to Tanzania declined marginally from 7.7 percent to 7.4 percent, during the review period. The share of domestic exports to the COMESA region declined to 25.9 percent in 2014 from 26.7 percent in 2013. The share of exports to the European Union increased from 22.8 percent in 2013 to 24.6 percent in 2014 with the Netherlands and the United Kingdom as the main destinations. Exports to the Netherlands mainly consisted of horticultural products while horticulture and tea exports were the main exports to the United Kingdom. The share of domestic exports to the USA increased to 8.3 percent in 2014 from 6.5 percent in 2013 and largely consisted of articles of apparel and clothing accessories, coffee and; titanium ores and concentrates. The share of exports to the United Arab Emirates (UAE) however, decreased to 3 percent in 2014 from 4.3 percent in 2013 with the drop attributed to a decline in the export of gold bars during the review period.

Figure 4.8: Kenya's Domestic Exports by Destination

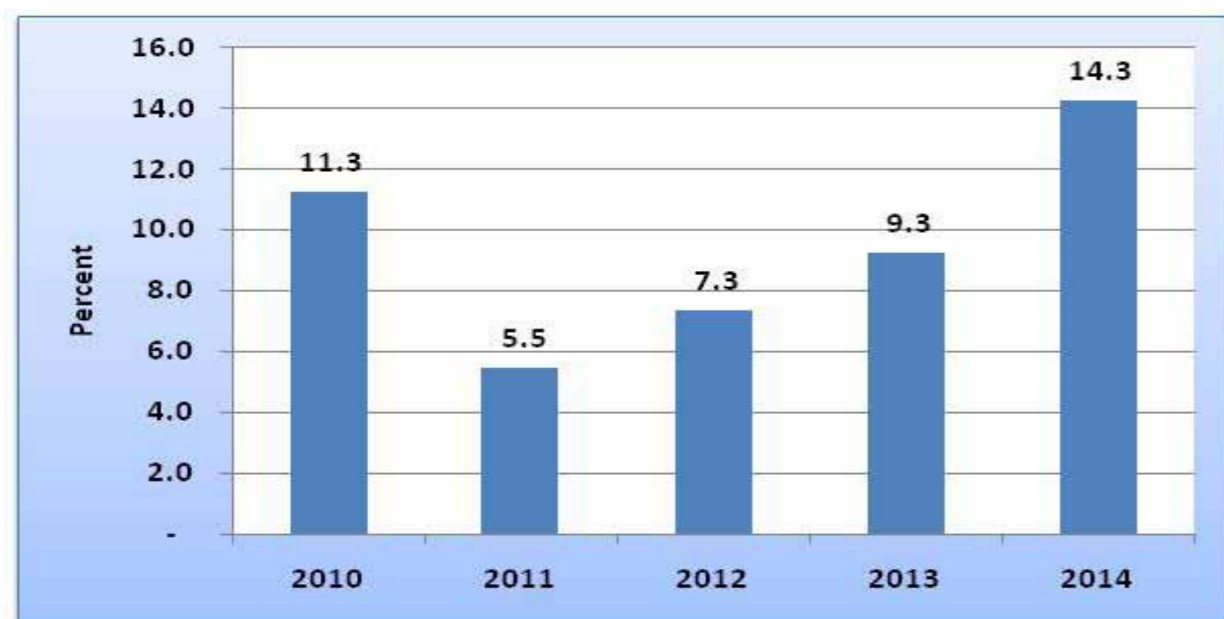


Source: KRA, KNBS & CBK

4.3.3 Re-exports

In 2014, Kenya's re-exports increased by 61.1 percent to US\$ 872 million from US\$ 541.2 million recorded in 2013. The share of re-exports to total exports also increased from 9.3 percent in 2013 to 14.3 percent in 2014. The leading re-export destinations were the EAC, COMESA and SADC accounting for 32.8 percent, 29.9 percent and 17.6 percent of the total re-exports, respectively.

Figure 4.9: Kenya's Re-exports as percent of Total Exports 2010-2014



Source: KRA, KNBS & CBK

4.3.4 Intra-EAC Trade

Kenya's total trade with EAC Partner States increased by 3.5 percent from US\$ 1,785.5 million in 2013 to US\$ 1,847.7 million in 2014. Kenya's trade surplus with EAC Partner States reduced from US\$ 1,116.4 million in 2013 to US\$ 1,013.8 million in 2014. The reduction in trade surplus was mainly attributed to reduction in exports to the EAC region during the period under review.

Figure 4.10: Kenya's Trade with EAC Partner States, 2010-2014 (US\$ million)



Source: KRA, KNBS & CBK

Table 4.3: Kenya's Trade with EAC Partner States, 2010-2014, (US\$ million)

		2010	2011	2012	2013	2014	Percentage Change				
							2010	2011	2012	2013	2014
Burundi	Imports	1.8	5.3	3.7	0.6	0.3	52.4	188.8	-30.6	-83.3	-45.1
	Exports	68.9	66.5	62.7	65.0	89.3	15.9	-3.5	-5.7	3.7	37.3
	Total Trade	70.7	71.8	66.3	65.6	89.6	16.6	1.5	-7.6	-1.1	36.6
	Trade Balance	67.1	61.2	59.0	64.4	88.9	15.2	-8.7	-3.6	9.1	38.1
Rwanda	Imports	5.4	4.8	9.7	11.7	8.1	75.1	-12.4	104.2	20.3	-30.3
	Exports	133.0	152.6	190.7	156.8	164.2	7.9	14.8	24.9	-17.8	4.8
	Total Trade	138.4	157.4	371.6	168.4	172.4	9.5	13.7	136.2	-54.7	2.3
	Trade Balance	127.5	147.9	181.0	145.1	156.1	6.1	15.9	22.4	-19.8	7.6
Uganda	Imports	116.4	116.4	180.9	186.8	199.6	103.5	-0.0	55.4	3.3	6.9
	Exports	657.7	855.2	796.2	759.0	691.3	10.0	30.0	-6.9	-4.7	-8.9
	Total Trade	774.1	971.6	1,411.6	945.7	890.9	18.2	25.5	45.3	-33.0	-5.8
	Trade Balance	541.2	738.8	615.4	572.2	491.7	0.1	36.5	-16.7	-7.0	-14.1
Tanzania	Imports	133.1	176.4	170.0	135.5	208.9	31.9	32.5	-3.6	-20.3	54.2
	Exports	420.4	470.0	543.5	470.2	485.9	8.3	11.8	15.6	-13.5	3.3
	Total Trade	553.6	646.5	916.9	605.7	694.8	13.2	16.8	41.8	-33.9	14.7
	Trade Balance	287.3	293.6	373.4	334.8	277.1	0.0	2.2	27.2	-10.4	-17.2
Intra-EAC	Imports	256.8	302.9	364.3	334.5	416.9	58.1	17.9	20.3	-8.2	24.6
	Exports	1,280.0	1,544.4	1,593.0	1,451.0	1,430.8	9.5	20.7	3.2	-8.9	-1.4
	Total Trade	1,536.8	1,847.2	1,957.3	1,785.5	1,847.7	15.4	20.2	6.0	-8.8	3.5
	Trade Balance	1,023.1	1,241.5	1,228.8	1,116.4	1,013.8	1.7	21.3	-1.0	-9.1	-9.2

Source: KRA, KNBS & CBK

Intra-EAC Imports

Kenya's imports from EAC Partner States increased by 24.6 percent from US\$ 334.5 million in 2013 to US\$ 416.9 million in 2014. Imports from Uganda and Tanzania

increased by 6.9 percent and 54.2 percent, to US\$ 199.6 million and US\$ 208.9 million, respectively in 2014. The rise in import values from Tanzania was mainly due to the increase in the volume of maize imports. However, imports from Rwanda and Burundi declined by 30.3 percent and 45.1 percent, respectively during the same period.

Intra-EAC Domestic Exports

Kenya's domestic exports to the EAC Partner States declined by 5.5 percent from US\$ 1,211.4 million in 2013 to US\$ 1,144.4 million in 2014, as presented in Table 4.4. Uganda remained the main destination of Kenya's domestic exports accounting for 48.4 percent followed by Tanzania, which accounted for 33.9 percent of the intra-EAC domestic exports. Rwanda and Burundi accounted for 11.4 percent and 6.3 percent of the intra-EAC domestic exports, respectively.

Table 4.4: Intra-EAC Exports, 2010-2014 (US\$ million)

Intra-EAC export flows	2010	2011	2012	2013	2014
Intra-EAC Domestic Exports	1,138.9	1,396.1	1,375.7	1,211.4	1,144.4
Intra-EAC Re-exports	141.1	148.2	217.3	239.6	286.4
Total Intra-EAC Exports	1,280.0	1,544.4	1,593.0	1,451.0	1,430.8
Percent Share of Intra-Re-exports	11.0	9.6	13.6	16.5	20.0

Source: KRA, KNBS & CBK

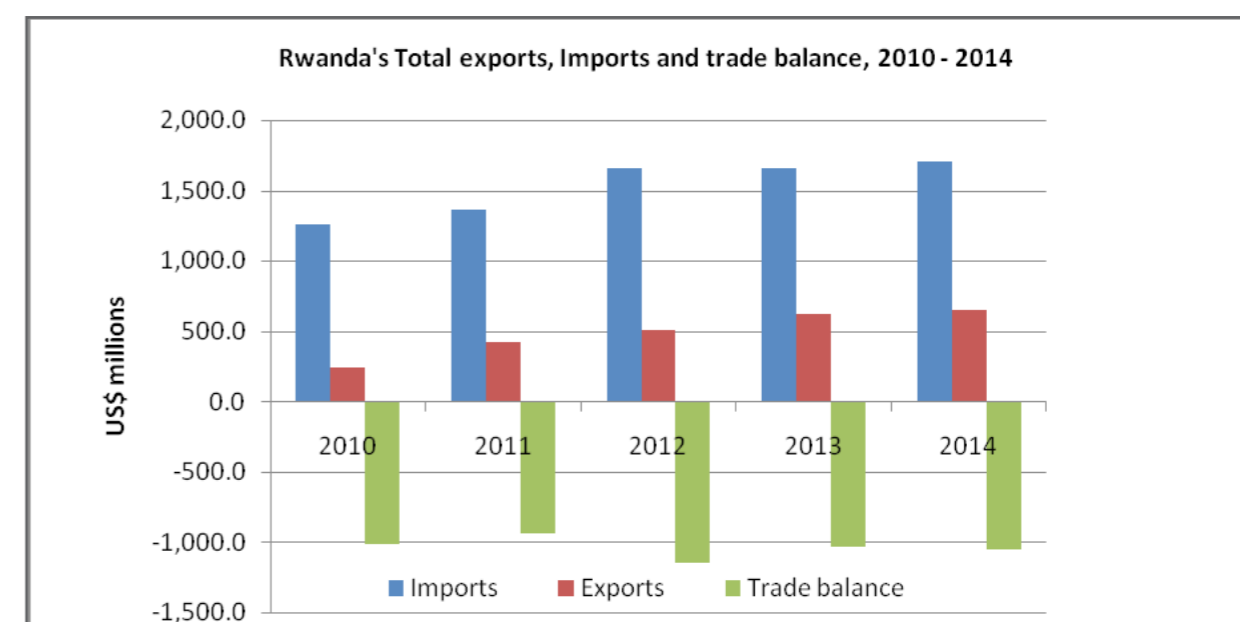
Intra-EAC Re-Exports

Kenya's intra-EAC re-exports increased by 19.5 percent from US\$ 239.6 million in 2013 to US\$ 286.4 million in 2014. The share of re-exports to total exports to the EAC Partner States increased from 16.5 percent to 20.0 percent over the same period. This was mainly due to increased re-exports to Tanzania which went up by 56.6 percent to US\$ 97.4 million in 2014. Re-exports to Burundi more than tripled to US\$ 17.3 million in 2014. During the same period re-exports to Rwanda increased by 70.6 percent to US\$ 34.1 million. On the other hand, re-exports to Uganda decreased by 9.1 percent from US\$ 151.2 million in 2013 to US\$ 137.5 million in 2014.

4.4 Rwanda's International Trade

In 2014, Rwanda's total trade increased by 3.4 percent to US\$ 2,356.6 million in 2014 from US\$ 2,278.9 million registered in 2013. Exports increased by 4.9 percent from US\$ 622.0 million in 2013 to US\$ 652.2 million in 2014. During the same period, imports increased by 2.8 percent from US\$ 1,658.0 million to US\$ 1,704.4 million.

Figure 4.11: Rwanda's Total Exports, Imports and Trade Balance, 2010-2014

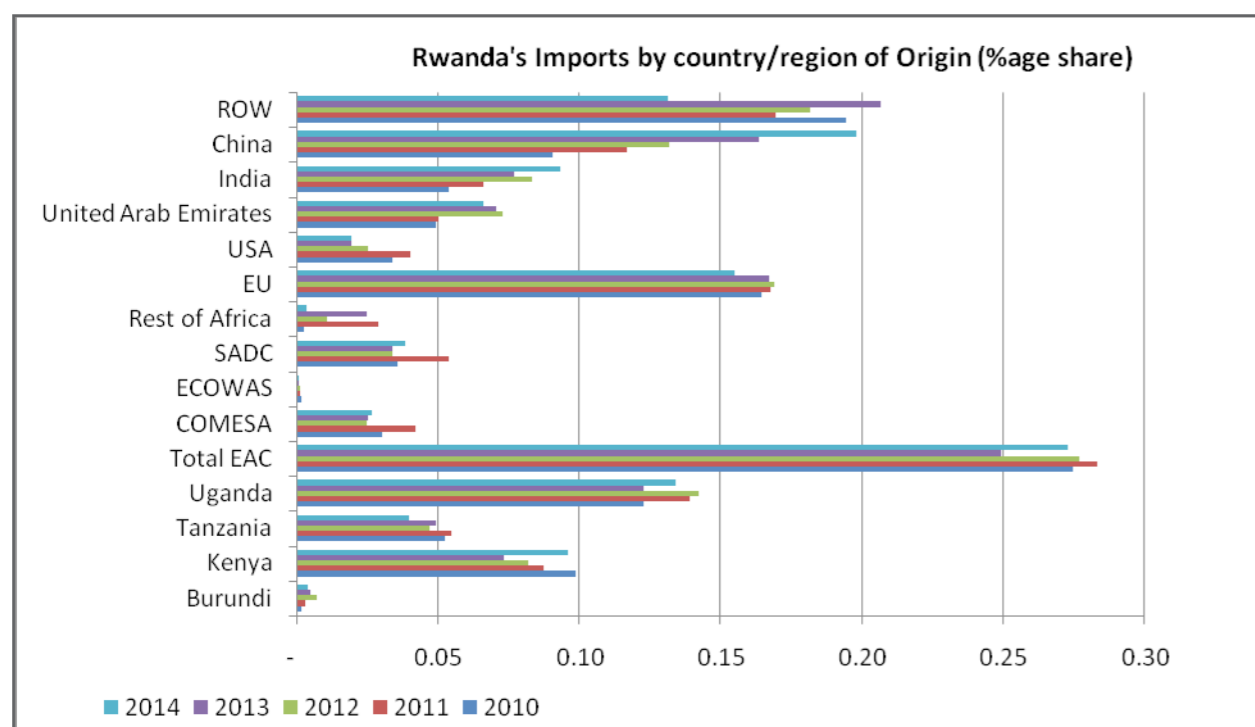


Source: RRA and NISR

4.4.1 Imports

Rwanda's imports increased by 2.8 percent to US\$ 1,704.4 million in 2014 from US\$ 1,657.0 million in 2013. Rwanda's imports in 2014 were dominated by electrical machinery, nuclear reactors, boilers, mechanical appliances; pharmaceutical products, vehicles, cereals, mineral fuel, salt, animal or vegetable fats and iron and steel which accounted for 53.4 percent of the total imports. The main sources of Rwanda's imports were EAC, EU, China, India and United Arab Emirates which contributed 78.4 percent of the total imports.

Figure 4.12: Rwanda's Imports by Country/Region of Origin (Percent Shares)



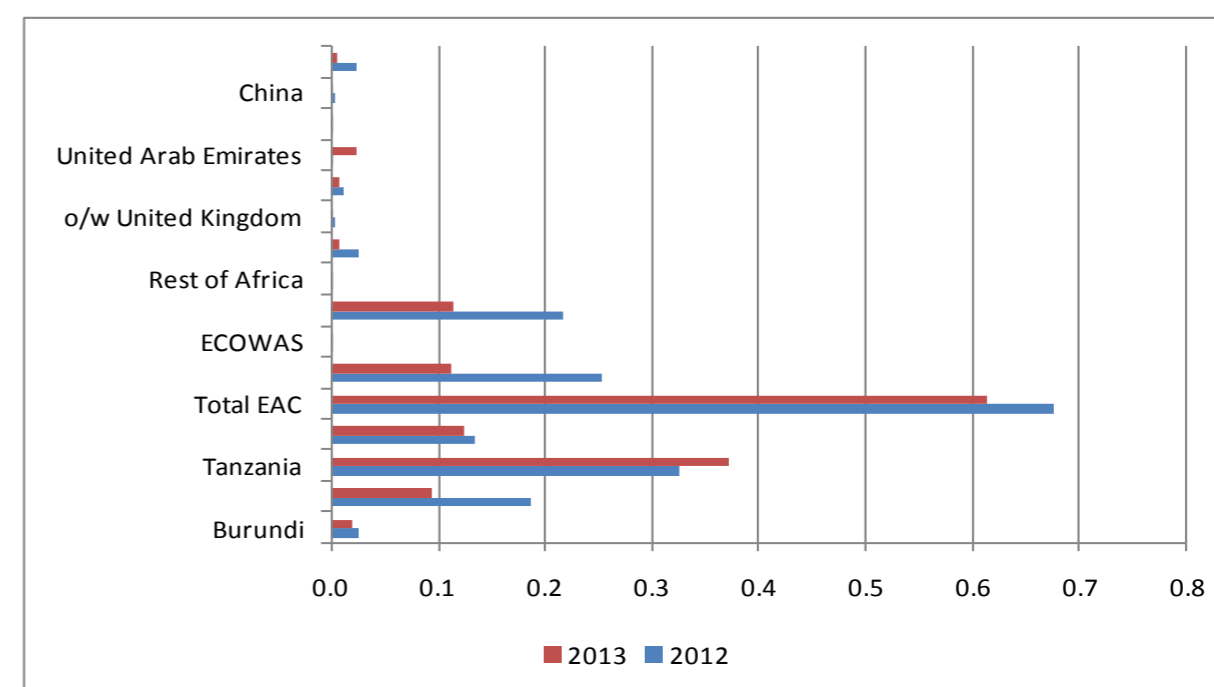
Source: RRA and NISR

4.4.2 Domestic Exports

Rwanda's domestic exports decreased by 5.7 percent from US\$ 480.2 million in 2013 to US\$ 453.1 million in 2014. The main domestic exports included ores, slag and ash; coffee, tea, mate and spices; products of milling industry, raw hides and skins; iron and steel and natural or cultured pearls; which accounted for 84.2 percent.



Figure 4.13: Rwanda's Domestic Exports by Destination (Percent Share)

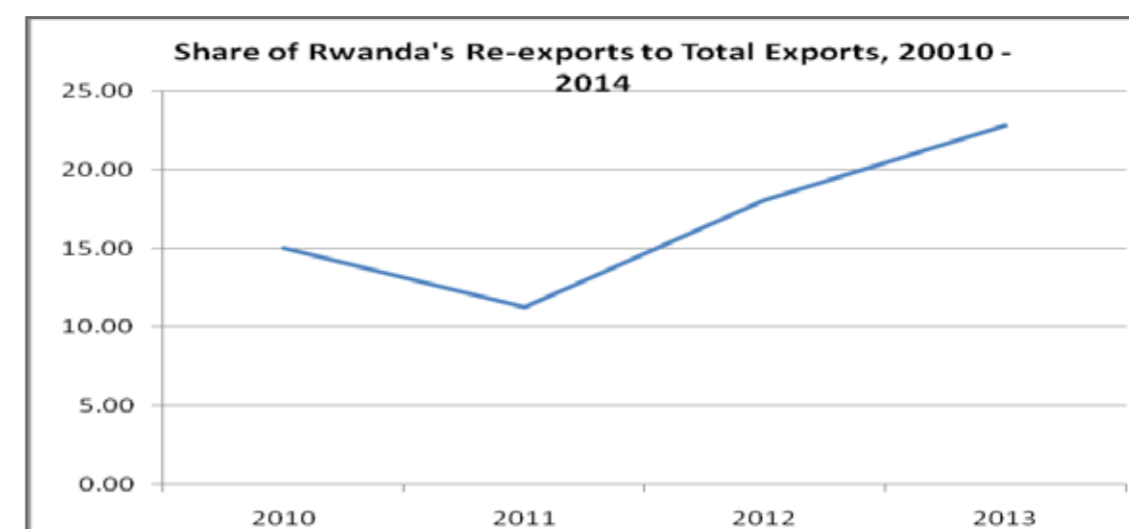


Source: RRA and NISR

4.4.3 Re-exports

The share of Rwanda's re-exports to total exports increased from 22.8 percent in 2013 to 30.5 percent in 2014. The value of re-exports went up by 40.4 percent from US\$ 141.7 million in 2013 to US\$ 199.1 million in 2014. The main re-export products included mineral fuels, nuclear reactors, cereals, animals and vegetal fats and motor vehicles and electrical machinery which accounted for 85.6 percent of the total re-exports in 2014.

Figure 4.14: Share of Rwanda's Re-exports to Total Exports, 2010-2014



Source: RRA and NISR

4.4.4 Intra-EAC Trade

In 2014, Rwanda's total trade with EAC decreased by 7.1 percent from US\$ 879.5 million in 2013 to US\$ 817.5 million in 2014. Uganda was the main Rwanda's trading partner in 2014 with a share of 37.5 percent, followed by Tanzania with 30.4 percent, Kenya with 29.0 percent and Burundi with 3.1 percent. The country's trade balance with the EAC shows a deficit of US\$ 112.6 million.

Table 4.5: Rwanda's Trade with EAC Partner States, 2010-2014, (US\$ million)

		2010	2011	2012	2013	2014	Percentage Change			
							2011	2012	2013	2014
Burundi	Imports	1.5	3.6	10.9	7.3	6.2	136.8	202.3	-33.6	-15.1
	Exports	3.9	8.5	13.6	20.8	19.3	117.9	60.0	52.7	-7.5
	Total trade	5.4	12.1	24.6	28.1	25.4	123.2	102.4	14.3	-9.4
	Trade Balance	2.4	4.9	2.7	13.5	13.1	105.8	-45.0	402.1	-3.4
Kenya	Imports	123.5	118.4	135.2	121.3	163.1	-4.1	14.2	-10.3	34.5
	Exports	38.8	63.8	95.6	83.0	74.1	64.5	49.7	-13.1	-10.7
	Total trade	162.3	182.2	230.8	204.3	237.2	12.3	26.6	-11.5	16.1
	Trade Balance	-84.7	-54.6	-39.7	-38.3	-89.0	-35.6	-27.3	-3.5	132.6
Tanzania	Imports	65.5	73.9	77.0	80.9	67.5	12.8	4.1	5.1	-16.6
	Exports	2.1	1.5	165.7	275.4	181.1	-25.9	10604.5	66.2	-34.2
	Total trade	67.6	75.4	242.7	356.3	248.6	11.6	221.6	46.8	-30.2
	Trade Balance	-63.4	-72.4	88.8	194.5	113.7	14.1	-222.7	119.1	-41.6
Uganda	Imports	154.0	189.1	234.7	203.1	228.3	22.8	24.1	-13.5	12.4
	Exports	5.6	7.2	68.6	87.8	77.9	28.9	846.9	28.0	-11.2
	Total trade	159.7	196.4	303.3	290.9	306.2	23.0	54.4	-4.1	5.3
	Trade Balance	-148.4	-181.9	-166.2	-115.3	-150.4	22.6	-8.6	-30.6	30.4
Intra EAC	Imports	344.6	385.1	457.8	412.5	465.1	11.8	18.9	-9.9	12.7
	Exports	50.4	81.2	343.5	467.0	352.4	60.9	323.2	36.0	-24.5
	Total trade	395.0	466.2	801.3	879.5	817.5	18.0	71.9	9.8	-7.0
	Trade Balance	-294.1	-303.9	-114.4	54.5	-112.6	3.3	-62.4	-147.6	-306.7

Source: RRA and NISR

Intra-EAC Imports

Rwanda's imports from EAC Partner States increased by 12.7 percent to US\$ 465.1 million in 2014 from US\$ 412.5 million in 2013. Rwanda's imports from EAC Partner States were dominated by imports from Uganda with a share of 49.1 percent followed by Kenya (35.1 percent). The main imports from Uganda included salt, fats, soaps, iron and steel, sugar and cereals; while the main imports from Kenya were printed books, iron and steel, plastics and articles thereof, fats and salt.

Intra-EAC Domestic Exports

Domestic exports to EAC Partner States decreased by 31.0 percent from US\$ 380.7 million in 2013 to US\$ 262.6 million in 2014, as presented in Table 4.6. Rwanda's exports to Tanzania decreased by 34.2 percent from US\$ 275.4 million in 2013 to US\$ 181.1 million in 2014 while exports to Kenya decreased by 10.7 percent from US\$ 83.0 million in 2013 to US\$ 74.1 million in 2014. Exports to Uganda decreased by 11.2 percent, from US\$ 87.8 million in 2013 to US\$ 77.9 million in 2014. Exports to Burundi registered a decrease of 7.5 percent from US\$ 20.8 million in 2013 to US\$ 19.3 million in 2014.

Table 4.6: Intra-EAC Exports, 2010-2014 (US\$ million)

Intra-EAC export flows	2010	2011	2012	2013	2014
Intra-EAC Domestic Exports	45.4	71.1	312.3	380.7	262.5
Intra-EAC Re-exports	5.1	10.0	31.1	86.3	89.9
Total Intra-EAC Exports	50.4	81.2	343.5	467.0	352.4
Percent Share of Intra-Re-exports	10.0	12.4	9.1	18.5	25.5

Source: RRA and NISR

Intra-EAC Re-Exports

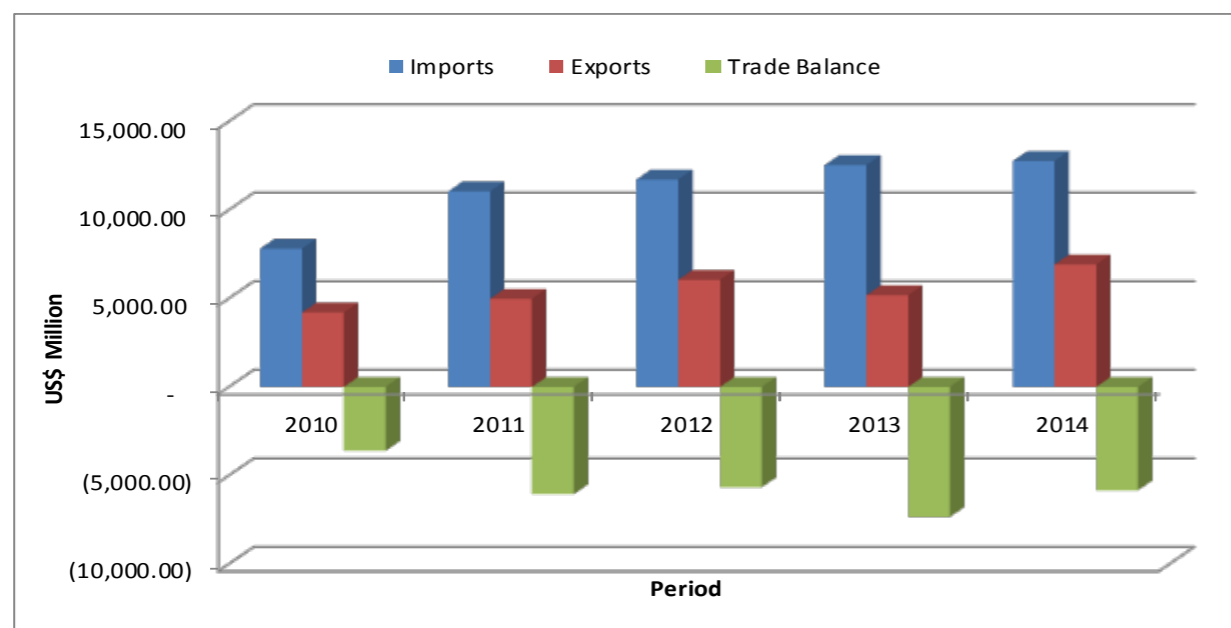
Rwanda's re-exports to the EAC Partner States increased by 4.2 percent from US\$ 86.3 million in 2013 to US\$ 89.9 million in 2014. The main re-exports to EAC region were mineral fuels, fats and vehicles.



4.5 Tanzania's International Trade

Tanzania's total trade in 2014 increased by 11.1 percent to US\$ 19,661.7 million from US\$ 17,699.0 million recorded in 2013 mainly due to increased exports as imports remained subdued. Consequently, the trade deficit narrowed to US\$ 5,842.4 million compared to the deficit of US\$ 7,351.0 million recorded in 2013.

Figure 4.15: Tanzania's Exports, Imports and Trade Balance, 2010 - 2014

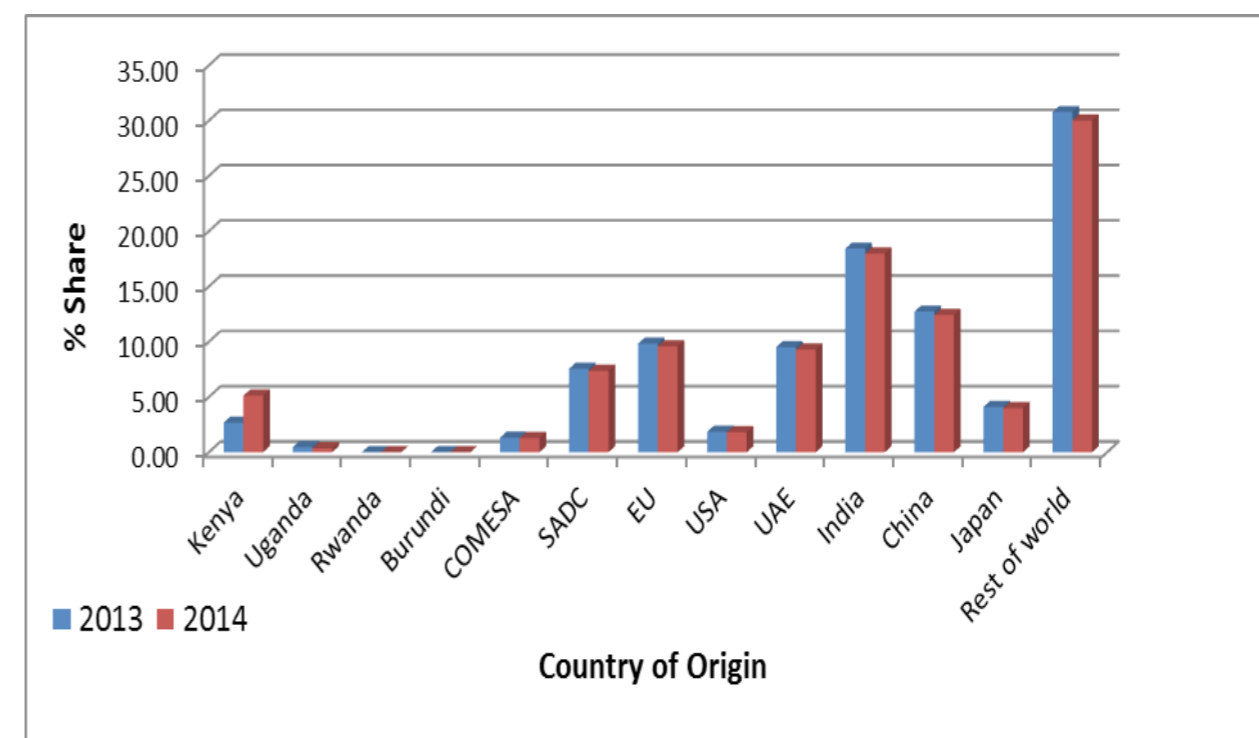


Source: TRA and NBS

4.5.1 Imports

Tanzania's imports increased to US\$ 12,752.0 million in 2014 from US\$ 12,525.0 million in 2013. This may be partly attributed to increase in importation of industrial raw materials that registered an upward trend by 20.0 percent. Imports of other consumer items which included pharmaceutical, paper and plastic products as well as photographic materials and textile apparels also contributed to increase in import bill in 2014.

Figure 4.16: Tanzania's Imports by Country/Region of Origin



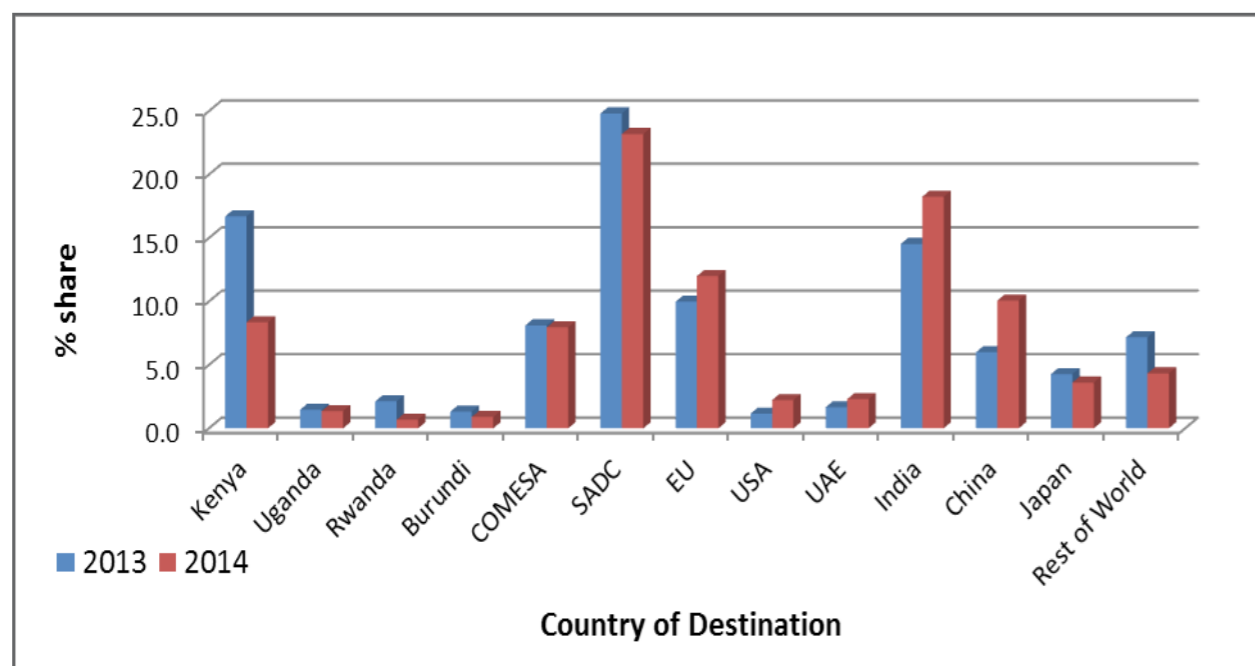
Source: TRA and NBS

4.5.2 Domestic Exports

In 2014, Tanzania's domestic exports increased by 33.5 percent to US\$ 6,909.6 million compared to US\$ 5,174.0 million in 2013. A significant increase in export value of manufactured goods, which increased by 33.8 percent to US\$ 1,434.3 million, with a notable increase recorded in edible oil, textile apparels, plastic goods, fertilizers and paper products contributed to the good performance in domestic exports.

During the period under review, SADC, EU, EAC and COMESA were major leading destinations for Tanzania's domestic exports jointly accounting for 54.4 percent. India and China followed suit by receiving 14.9 percent and 10.1 percent of the total Tanzania exports respectively.

Figure 4.17: Tanzania's Domestic Exports by Destination

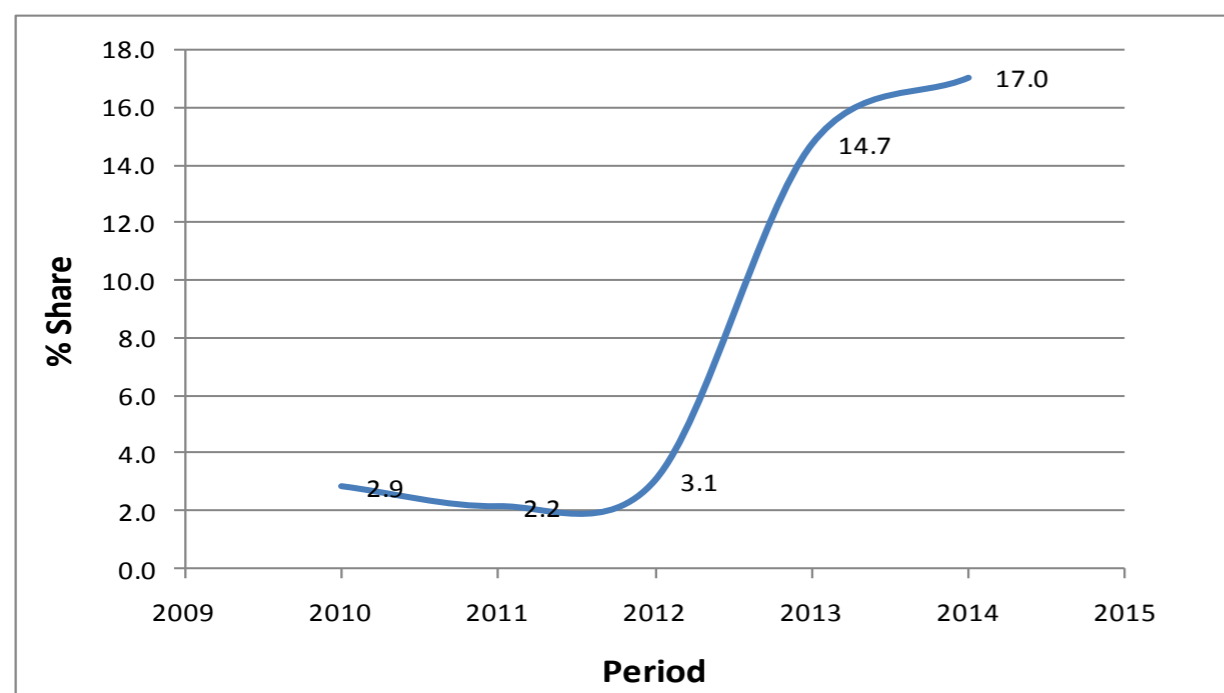


Source: TRA and NBS

4.5.3 Re-exports

In 2014, Tanzania's re-exports increased to US\$ 1,177.7 million compared to US\$ 762.0 million recorded in 2013. The share of re-exports to total exports also increased from 14.7 percent in 2013 to 17.0 percent recorded in the year under review.

Figure 4.18: Share of Tanzania's Re-exports to Total Exports, 2010 - 2014



4.5.5 Tanzania's Intra-EAC Trade

Tanzania's total trade with other EAC Partner States in 2014 declined by 1.7 percent to US\$ 1,489.4 million from US\$ 1,515.0 million recorded in 2013, as shown in Table 4.7. Tanzania's trade balance with EAC Partner States drastically declined to a surplus of US\$ 69.6 million compared to a surplus of US\$ 721.0 million realized in 2013. The outturn was mainly attributed to increased imports coupled with a decline in exports. The country maintained trade surplus with all other Partner States with the exception of Kenya whereby Tanzania was a net importer to the tune of US\$ 209.8 million in 2014 from a net exporter of US\$ 528.0 million in 2013.

Figure 4.19: Tanzania's Trade with EAC Partner States, 2010 - 2014



Source: TRA and NBS

Table 4.7: Tanzania's Trade with EAC Partner States, 2010 - 2014, (US\$ million)

		2010	2011	2012	2013	2014	Percentage Change			
							2011	2012	2013	2014
Kenya	Imports	276.0	339.3	564.2	336.00	657.90	22.9	66.3	(40.5)	95.8
	Exports	210.4	221.4	349.7	864.00	577.60	5.2	58.0	147.1	(33.1)
	Total trade	486.4	560.7	913.9	1,200.0	1,235.5	15.3	63.0	31.3	3.0
	Trade Balance	-65.6	-118.0	-214.6	528.0	-80.3	79.9	81.9	(346.1)	(115.2)
Uganda	Imports	17.9	36.4	108.3	58.00	48.20	103.7	197.4	(46.5)	(16.9)
	Exports	60.4	52.6	103.2	76.00	93.00	(12.8)	96.0	(26.3)	22.4
	Total trade	78.3	89.1	211.5	134.0	141.2	13.8	137.5	(36.6)	5.4
	Trade Balance	42.5	16.2	-5.2	18.0	44.8	(61.9)	(132.0)	(447.2)	148.9
Burundi	Imports	0.6	0.8	3.9	2.0	0.6	30.0	398.6	(48.6)	(70.0)
	Exports	37.1	39.9	54.6	68.00	61.60	7.5	37.0	24.5	(9.4)
	Total trade	37.7	40.6	58.5	70.0	62.2	7.9	44.0	19.7	(11.1)
	Trade Balance	36.5	39.1	50.7	66.0	61.0	7.1	29.8	30.1	(7.6)
Rwanda	Imports	1.4	1.6	2.1	1.0	3.2	12.1	34.1	(52.8)	220.0
	Exports	86.4	95.2	105.8	110.0	47.2	10.2	11.2	3.9	(57.1)
	Total trade	87.8	96.7	108.0	111.0	50.4	10.2	11.6	2.8	(54.6)
	Trade Balance	85.0	93.6	103.7	109.0	44.0	10.1	10.8	5.1	(59.6)
Intra-EAC	Imports	295.9	378.1	678.6	397.0	709.9	27.8	79.5	(41.5)	78.8
	Exports	394.3	409.0	613.3	1,118.0	779.4	3.7	49.9	82.3	(30.3)
	Total Trade	690.2	787.1	1,291.9	1,515.0	1,489.3	14.1	64.1	17.3	(1.7)
	Trade Balance	98.4	30.9	-65.3	721.0	69.5	(68.6)	(311.4)	(1,204.2)	(90.4)

Source: TRA and NBS

Intra-EAC Imports

In 2014, Tanzania's imports from EAC Partner States increased to US\$ 709.9 million from US\$ 397.0 million in 2013. Imports from Kenya almost doubled partly associated with increase in importation of consumer products following operation and opening of Uchumi and Nakumatt supermarkets in the country. Imports from Rwanda increased from US\$ 1.0 million in 2013 to US\$ 3.2 million in 2014. However, imports from Uganda and Burundi declined to US\$ 48.2 million and US\$ 0.6 million in 2014 from US\$ 58.0 million and US\$ 2.0 million in 2013 respectively.

Intra-EAC Domestic Exports

Tanzania's domestic exports to EAC Partner States increased by 43.3 percent to US\$ 601.0 million in 2014 from US\$ 419.5 million in 2013, as presented in Table 4.8. Kenya remained the major destination accounting for 74.1 percent of Tanzania's domestic exports to EAC Partner States followed by Uganda which accounted for 11.9 percent. Rwanda and Burundi accounted for 6.1 percent and 7.9 percent, respectively, of the domestic exports.

Table 4.8: Tanzania's Intra-EAC Exports, 2009-2014 (US\$ million)

Intra-EAC Export flows	2010	2011	2012	2013	2014
Intra EAC Domestic Exports	400.9	362.7	519.8	419.5	601.0
Intra EAC Re-exports	61.7	46.3	93.5	698.5	178.5
Intra EAC Total Exports	462.7	409.0	613.3	1,118.0	779.5
Percent Share of Intra-Re-exports	13.3	11.3	15.2	62.5	22.9

Source: TRA and NBS

Intra-EAC Re-Exports

Tanzania's re-exports to EAC Partner States decreased substantially to US\$ 178.5 million in 2014 compared to US\$ 698.5 million in 2013. Tanzania's major re-export destinations during the period were Kenya and Rwanda. Total re-exports accounted for 22.9 percent of Tanzania's total exports. The major re-export items to EAC Partner States were petroleum products, machinery and rubber tyres.

4.6 Uganda's International Trade

In 2014, Uganda's total trade increased by 1.3 percent to US\$ 8,335.5 million. This was attributed to an increase of 4.4 percent in imports. Exports declined from US\$ 2,407.7 million in 2013 to US\$ 2,262 million in 2014 on account of a decline in both volumes and prices of key commodities such as coffee, cotton, and tobacco. Imports increased from US\$ 5,817.5 million in 2013 to US\$ 6,073.5 million in 2014.

During the period under review, imports from India decreased by 4.5 percent to US\$ 1,490.1 million, while exports increased by more than twofold to US\$ 27.9 million from US\$13.9 million in 2013. With the exception of COMESA (excluding Rwanda, Burundi and Kenya), Uganda continued to register trade deficits with other regional trade blocs. In 2014, Uganda's trade surplus with COMESA (excluding Rwanda, Burundi and Kenya) was US\$ 177.4 million, which was a decrease of 59.1 percent compared to the surplus recorded in 2013.

In 2014, Uganda's trade deficit with India improved by 5.4 percent to US\$1,462.3 million, while that with China and Japan worsened by 15.3 percent and 6.6 percent to US\$ 673.7 million and US\$ 348.5 million respectively. The trade deficit with EU improved by 25.4 percent to US\$ 185 million with UK accounting for 35.7 percent. Uganda also recorded trade deficits with USA and UAE, estimated at US\$ 49.2 million and US\$ 366.3 million, respectively. The deteriorating trade balance

was due to continued export of primary products, import of high valued manufactured consumer goods and petroleum products amid limited penetration and access to new markets. The developments of Uganda’s international trade are summarized in Figure 4.20.

Figure 4.20: Uganda’s Total Exports, Imports and Trade Balance, 2010 -2014

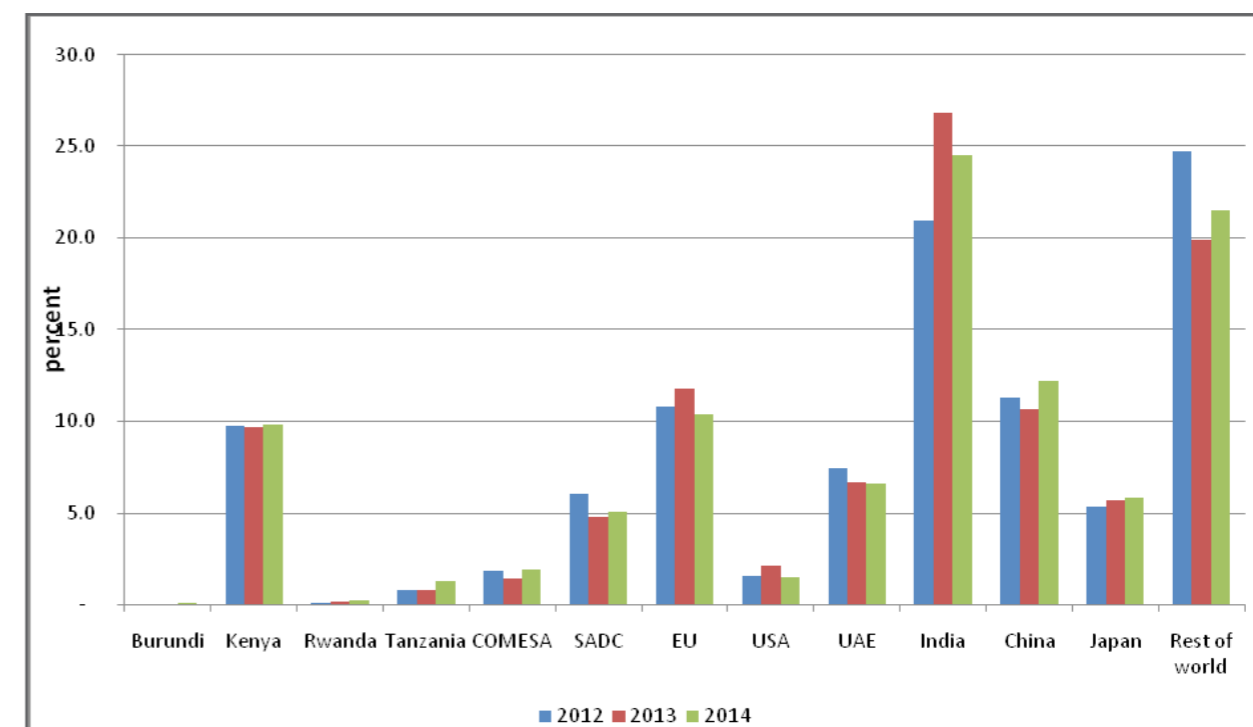


Source: UBOS, BOU and URA

4.6.1 Imports

Uganda’s imports increased by 4.4 percent from US\$ 5,817.5 million in 2013 to US\$ 6,073.5 million in 2014 mainly attributed to falling demand for vehicles, machinery and equipment. The major items imported into Uganda included; petroleum products, motor vehicles, machinery, cereals, telecommunication equipment, medical & pharmaceutical products and iron & steel. The major sources of Uganda’s imports were India, China, EU, Kenya, United Arab Emirates and Japan, as shown in Table 4.21.

Figure 4.21: Uganda’s Imports by country /Region of origin

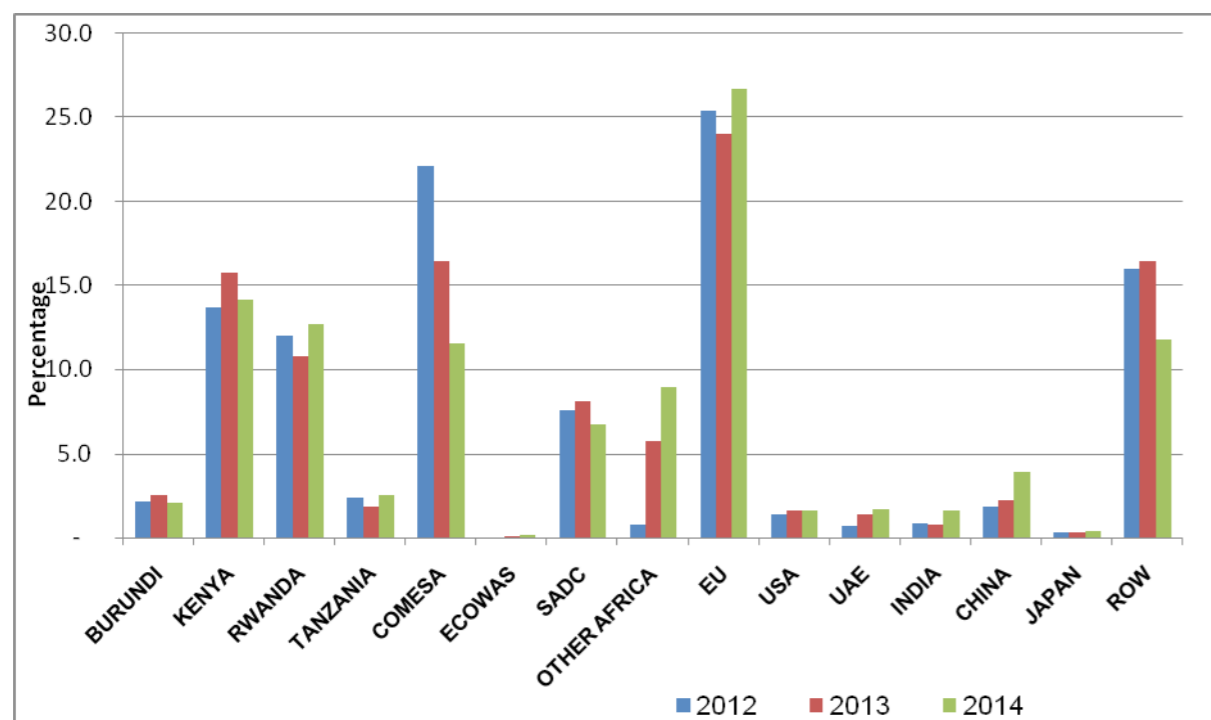


Source: UBOS, BOU and URA

4.6.2 Domestic Exports

In 2014, Uganda’s domestic exports decreased marginally to US\$ 1,688.6 million from US\$ 1,701.7 million in 2013. The major regional destinations of Uganda’s domestic exports included EAC and EU countries accounting for 31.0 percent and 26.6 percent, respectively. The share of exports to the EAC region increased slightly to 31.4 percent in 2014 from 30.9 in 2013, while the value of domestic exports to EAC region grew by 1.0 percent from US\$ 525.0 million in 2013 to US\$ 530.0 million in 2014. The major domestic products exported in 2014 included coffee, tea, fish, cement, tobacco and cotton.

Figure 4.22: Uganda's Percent Share of Domestic Exports by Destination

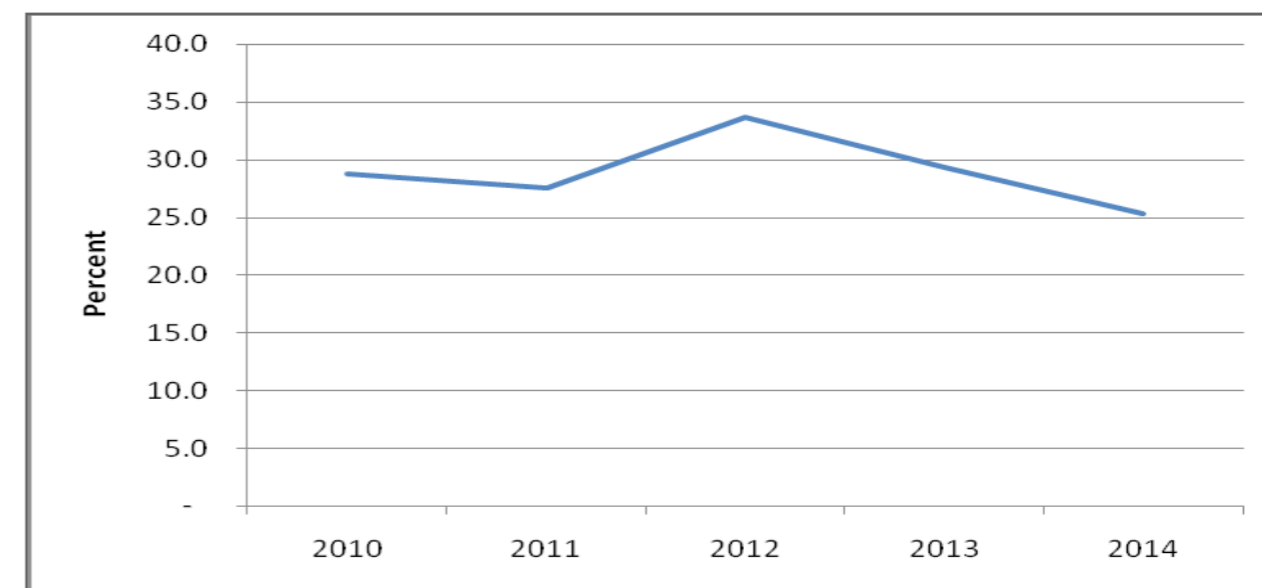


Source: UBOS, BOU and URA

4.6.3 Re-Exports

Uganda's re-exports decreased by 18.8 percent to US\$ 573.4 million in 2014 from US\$ 706.0 million recorded in 2013. The main items re-exported included; telephones, petroleum products, sugar & confectionary, rice and animal & vegetable fats & oil. Total re-exports accounted for 25.3 percent of Uganda's total exports. Figure 4.23 shows trends of the proportion of re-exports to total exports.

Figure 4.23: Uganda's Re-exports as a percent of Total Exports 2010-2014



Source: UBOS, BOU and URA

4.6.4 Intra-EAC Trade

In 2014, Uganda's total trade with EAC Partner States increased by 6.7 percent to US\$ 1,326.9 million on account of an increase in both exports and imports. Uganda's trade balance with EAC Partner States deteriorated from a surplus of US\$ 10.8 million in 2013 to a deficit of US\$ 42.4 million in 2014. The trade deficit is explained by a larger increase in imports which more than offset the modest increase in exports registered in 2014. Figure 4.2 summarises the trend of Uganda's intra-EAC exports, imports and trade balance.

Figure 4.24: Uganda's Trade with EAC Partner States, 2010-2014



Source: UBOS, BOU and URA

Table 4.9: Uganda's Trade with EAC Partner States, 2010-2014 (US\$ million)

		2010	2011	2012	2013	2014	Percentage Change			
							2011	2012	2013	2014
Burundi	Imports	1.1	2.2	1.4	0.5	4.1	101.4	-35.1	-68.1	809.0
	Exports	51.3	41.5	46.1	48.7	43.5	-19.3	11.2	5.7	-10.8
	Total trade	52.4	43.6	47.5	49.2	47.6	-16.8	8.9	3.5	-3.3
	Trade Balance	50.2	39.3	44.7	48.3	39.3	-21.9	13.8	8.1	-18.5
Rwanda	Imports	7.4	7.9	5.4	7.4	10.9	6.6	-32.0	38.0	47.1
	Exports	149.3	193.5	226.1	216.3	245.3	29.6	16.8	-4.3	13.4
	Total trade	156.7	201.4	231.5	223.7	256.2	28.5	14.9	-3.4	14.5
	Trade Balance	142.0	185.6	220.7	208.9	234.5	30.8	18.9	-5.4	12.2
Kenya	Imports	511.5	644.6	590.2	562.8	593.9	26.0	-8.4	-4.6	5.5
	Exports	190.3	226.6	254.1	314.4	297.4	19.1	12.1	23.8	-5.4
	Total trade	701.8	871.2	844.3	877.2	891.3	24.1	-3.1	3.9	1.6
	Trade Balance	-321.2	-418.0	-336.1	-248.4	-296.5	30.1	-19.6	-26.1	19.4
Tanzania	Imports	56.5	38.0	50.0	45.9	75.7	-32.8	31.6	-8.1	64.9
	Exports	37.6	42.2	54.0	48.0	56.0	12.2	28.0	-11.2	16.8
	Total trade	94.1	80.2	104.0	93.9	131.7	-14.8	29.7	-9.7	40.3
	Trade Balance	-18.9	4.2	4.1	2.0	-19.7	-122.4	-4.4	-49.9	-1,069.6
Intra-EAC	Imports	576.5	692.6	646.9	616.6	684.6	20.1	-6.6	-4.7	11.0
	Exports	428.6	503.7	580.3	627.4	642.2	17.5	15.2	8.1	2.4
	Total trade	1,005.1	1,196.4	1,227.2	1,244.0	1,326.9	19.0	2.6	1.4	6.7
	Trade Balance	-147.9	-188.9	-66.7	10.8	-42.4	27.7	-64.7	-116.2	-491.7

Source: UBOS, BOU & URA

Intra-EAC Imports

Uganda's imports from EAC Partner States increased by 11.0 percent from US\$ 616.6 million in 2013 to US\$ 684.6 million in 2014. Kenya remained Uganda's main source of imports accounting for 86.8 percent of Uganda's Intra-EAC imports valued at US\$ 593.9 million in 2014. The main imports from Kenya included; petroleum products, cement, sugar, beer made from malt, salt, paper and its products, iron and steel, plastics and pharmaceutical products.

Imports from Tanzania increased from US\$ 49.5 million recorded in 2013 to US\$ 75.7 million in 2014. The major items imported from Tanzania included; coffee, textiles, petroleum products, cereals and spirits. Uganda's imports from Rwanda increased from US\$ 7.4 million in 2013 to US\$ 10.9 million in 2014 while those from Burundi increased from US\$ 0.5 million to US\$ 4.1 million during the same period.

Intra-EAC Domestic Exports

Uganda's domestic exports to the EAC Partner States rose by 1.0 percent to US\$ 530.3 million in 2014 from US\$ 525.0 million recorded in 2013, as presented in Table 4.10. Domestic exports to Rwanda increased by 16.9 percent to US\$ 214.0 million in 2014, while those to Tanzania increased by 34.7 percent to US\$ 47.0 million. However, domestic exports to Burundi decreased by 18.7 percent to US\$ 35.0 million in 2014 compared to the previous period. Domestic exports to Kenya accounted for 45.1 percent of total domestic exports to EAC region. The major items exported to Kenya included; tea, maize, electricity and tobacco.

Table 4.10: Intra-EAC Exports, 2009-2014 (US\$ million)

Intra-EAC Export flows	2010	2011	2012	2013	2014
Intra EAC Domestic Exports	351.0	426.8	473.6	525.0	530.3
Intra EAC Re-exports	77.6	76.9	106.6	102.4	112.0
Intra EAC Total Exports	428.6	503.7	580.3	627.4	642.2
Percent Share of Intra-Re-exports	18.1	15.3	18.4	16.3	17.4

Source: UBOS, BOU & URA

Intra-EAC Re-Exports

In 2014, Uganda's re-exports to EAC Partner States were valued at US\$ 112.0 million representing an increase of 9.4 percent from US\$ 102.4 million recorded in 2013. Kenya and Rwanda were the major destinations with major re-exports being; glass & glassware, plastics, vehicles, iron & steel and cereals.

CHAPTER 5

SPECIAL CATEGORY CONSIDERATIONS WITHIN THE EAC CUSTOMS UNION



5.1 Exemptions and Remissions

In 2014, all EAC Partner States with exception of Rwanda recorded a decline in import levels of goods under exemptions and remissions, as shown in Table 5.1. This is a positive development compared to 2013 where Tanzania and Uganda recorded an increase in the value of imported goods eligible for exemptions and remissions. Most imported goods granted exemptions and remissions included goods for investment projects, aid funded projects, charitable organizations, embassies and consulate goods.

Table 5.1: Total Exemptions and Remissions Granted by EAC Partner States, 2010 – 2014 (US\$ million)

Partner States	Heading	2010	2011	2012	2013	2014	Percentage Change	
							2013	2014
Uganda	Value of Exemptions	535.5	374.5	323.2	591.6	295.6	83.1	-50.0
	Revenue Foregone	65.4	70.3	88.9	130.8	53.2	47.0	-59.3
	Total Trade Taxes	1,056.6	1,122.5	1,188.7	1,285.9	1,503.9	8.2	17.1
	Percent Foregone	5.8	5.9	7.0	9.2	3.4	32.6	-63.1
Tanzania	Value of Exemptions	1,880.5	2,032.8	2,683.0	3,664.2	3,940.8	36.6	7.5
	Revenue Foregone	339.1	483.2	671.0	1,131.9	730.9	68.7	-35.4
	Total Trade Taxes	1,518.4	1,600.2	1,800.5	2,108.8	2,315.3	17.1	9.8
	Percent Foregone	18.3	23.2	27.1	34.9	24.0	28.7	-31.3
Kenya	Value of Exemptions	2,932.5	3,620.8	4,421.7	3,621.0	3,032.8	-16.2	-16.2
	Revenue Foregone	601.7	787.0	934.0	838.5	621.0	-10.2	-25.9
	Total Trade Taxes	2,625.3	2,640.4	2,990.1	3,163.0	3,885.4	5.8	22.8
	Percent Foregone	18.6	23.0	23.8	21.0	13.8	-12.0	-34.2
Rwanda	Value of Exemptions	479.0	501.8	780.4	671.1	684.3	-14.0	2.0
	Revenue Foregone	127.9	134.9	193.9	169.1	189.4	-12.8	12.0
	Total Trade taxes	239.3	284.5	301.4	310.3	342.7	3.0	10.4
	Percent Foregone	53.5	47.4	64.3	54.5	55.3	-15.3	1.4
Burundi	Value of Exemptions	143.3	173.8	528.3	369.8	77.8	-30.0	-79.0
	Revenue Foregone	51.3	59.1	120.2	70.8	7.6	-41.1	-89.3
	Total Trade taxes	224.0	349.7	149.6	124.8	147.5	-16.6	18.2
	Percent Foregone	22.9	16.9	80.4	56.8	5.1	-29.4	-91.0

Source: Respective Customs authorities and National Statistics offices

Burundi

In 2014, the value of goods imported under exemptions and remissions regime declined by 79.0 percent to US\$ 77.8 million from US\$ 369.8 million recorded in 2013. Similarly, revenue foregone decreased by 89.3 percent from US \$ 70.8 million in 2013 to US\$ 7.6 million in 2014.

Kenya

In Kenya, the value of goods imported under exemptions and remissions regime decreased by 16.2 percent to US\$ 3,032.8 million in 2014 from US\$ 3,621.0 million in 2013. Similarly, revenue foregone decreased by 25.9 percent from US\$ 838.5 million in 2013 to US\$ 621.0 million in 2014.



Rwanda

Rwanda's imports subject to exemptions increased by 2.0 percent from US\$ 671.1 million in 2013 to US\$ 684.3 in 2014, while revenue foregone increased by 12.0 percent from US\$169.1 million in 2013 to US\$189.4 million in 2014. Trade taxes increased by 10.4 percent from US\$ 310.3 million in 2013 to US\$ 342.7 million in 2014.

Tanzania

In 2014, the value of goods imported under exemptions and remissions regime amounted to US\$ 3,940.8 million, which was 7.5 percent higher than the amount recorded in 2013. Similarly, revenue foregone as a result of the exemptions went down to US\$ 730.9 million in 2014 from US\$ 1,131.9 million foregone in 2013.

Uganda

During 2014, the value of imports under exemption and remissions regime declined from US\$ 591.6 million in 2013 to US\$ 295.6 million in 2014. Similarly, revenue foregone as a result of the exemptions reduced by more than half to US\$ 53.2 million from US\$ 130.8 million recorded in 2013. The major goods imported under the exemption regime included furnishing articles, sorghum, instruments and appliances used in medical, and mineral or chemical fertilizers.

5.2 Sensitive Goods

The value of imported sensitive goods by EAC Partner States increased by 23.2 percent to US\$ 3,624.2 million in 2014 from US\$ 2,841.9 million in 2013. The value of sensitive goods imported from EAC Partner States amounted to US\$ 446.1 million, equivalent to 12.3 percent of the total value of imported sensitive products in 2014. The share was relatively higher compared to a share of 9.7 percent recorded in 2013 following a substantial increase (about 56.0 percent) in the value of sensitive goods originated from the EAC region.

Burundi

In 2014, Burundi's imports of sensitive goods from non EAC Partner States increased by 8.6 percent to US\$ 72.5 million from US\$ 66.7 million recorded in 2013. In the same period the value of sensitive goods imported from EAC Partner States declined by 3.9 percent to US\$ 27.5 million from US\$ 28.6 million recorded in 2013.

Kenya

In 2014, Kenya's imports of sensitive products from non-EAC Partner States increased by 68.3 percent to US\$ 1,367.8 million from US\$ 812.5 million in 2013. This was largely on account of an increase in imports of motor vehicles for transport of goods, wheat, rice and sugar. Imports of wheat increased by 17.7 percent to US\$ 384.8 million. Rice imports increased by 3.1 percent to US\$ 168.1 million while those of worn clothing and other worn articles increased by 3.6 percent to US\$ 99.9 million. However, imports of cane or beet

sugar decreased by 45.7 percent from US\$ 172.3 million in 2013 to US\$ 93.5 million in 2014.

Rwanda

Rwanda's imports of sensitive goods from non-EAC countries decreased by 6.1 percent from US\$ 175.7 million in 2013 to US\$ 164.9 million in 2014. Major imports included worn clothing & other worn articles, wheat and meslin; rice, cane sugar, motor vehicle for transport of goods and products of base metal. Rwanda's imports of sensitive goods from EAC countries increased by 9.5 percent, from US\$ 91.2 million in 2013 to US\$ 99.8 million in 2014. Major sensitive products imported by Rwanda from EAC partner states included: cement, maize and sugar.

Tanzania

Tanzania's imports of sensitive goods from non-EAC Partner States decreased by 3.9 percent to US\$ 967.2 million in 2014 from US\$ 1,006.4 million in 2013. Goods that recorded significant increases included wheat grain, motor vehicles, cane sugar and Portland cement.

The value of sensitive goods imported from EAC Partner States increased by 3.7 percent to US\$ 51.7 million in 2014 from US\$ 49.9 million in 2013. The substantial increase was mainly on Portland cement, milk and cream.

Uganda

In 2014, the total value of Uganda's imports of sensitive goods increased by 4.8 percent to US\$ 711.3 million from US\$ 678.8 mil-

lion recorded in 2013. The value of sensitive goods imported from non-EAC Partner States accounted for 85.2 percent of the total value of sensitive goods imported. The imports of sensitive goods from EAC Partner States increased by 25.7 percent to US\$ 105.6 million in 2014. The major sensitive goods imported from non-EAC Partner States included wheat, motor vehicles, sugar and worn clothing while the EAC Partner states mainly provided; cement, beer, cigarettes and rice.

5.3 Excisable Products

In 2014, the importation of excisable goods in the EAC region increased by 35.6 percent to US\$ 14,089.6 million from US\$ 10,393.8 million in 2013, with petroleum products accounting for 63.1 percent of total excisable imports.

Burundi

In 2014, Burundi's imports of excisable goods increased by 34.9 percent from US\$ 159.1 million in 2013 to US\$ 214.6 million, with petroleum oil products accounting for 73.4 percent of the total excisable products. The increase was also largely attributed to 18.5 percent increase in imports of motor cars and other motor vehicles for the transport of persons.

Kenya

Imports of excisable goods increased by 57.9 percent to US\$ 5,847.1 million in 2014 from US\$ 3,702.8 million in 2013. The increase was largely attributed to 59.3 percent increase in imports of miscellaneous edible preparations and imports of vehicles other than railway of tramway rolling stock which almost doubled.

Imports of petroleum products increased by 11.3 percent to US\$ 3,447.6 million in the same period.

Rwanda

Rwanda's imports of excisable goods decreased by 15.4 percent, from US\$ 230.8 million in 2013 to US\$ 195.4 million in 2014. The decrease was mostly recorded in imports of petroleum products, fruit juice and vehicles.

Tanzania

In 2014, the value of Tanzania's imported goods that attracted excise duty increased by 8.5 percent to US\$ 5,451.0 million from US\$ 5,025.9 million in 2013 largely due to increase in imports of petroleum products, vehicles and plastic items.

Uganda

In 2014, Uganda's imports of excisable products increased substantially to US\$ 2,162.4 million from US\$ 1,275.2 million in 2013. The major drivers for this increase in the value of excisable products were petroleum products (US\$ 402.7 million), plastics (US\$ 266.7 million) and salt, sulphur (US\$ 100.7 million). These commodities constituted the major excisable products during the year under review, jointly accounting for over 90.6 percent of the total value of excisable products.

5.4 Tariff Bands

The EAC Customs Union adopted a three tariff band structure with different rates: raw materials (0 percent), intermediate products (10 percent) and finished products (25 percent). Most of the goods imported in all EAC Partner States were under the category of zero tariff band (Table 5.2). Imported goods under this category were mostly used in production and investment projects.

Table 5.2: Tariff Bands Status in EAC Partner States, 2010-2014 (US\$ million)

Partner State	Tariff Band	2010	2011	2012	2013	2014	Percentage Change			
							2011	2012	2013	2014
Kenya	0%	7,776.5	9,830.1	10,600.19	10,430.38	11,995.15	26.4	7.8	-1.6	15.0
	10%	1,450.0	1,642.7	2,028.91	2,197.50	2,352.88	13.3	23.5	8.3	7.1
	25%	2,118.0	2,375.7	2,702.92	2,938.52	3,137.52	12.2	13.8	8.7	6.8
	>25%	610.5	797.8	894.81	844.63	920.64	30.7	12.2	-5.6	9.0
	Total	11,954.9	14,646.3	16,226.84	16,411.03	18,406.19	22.5	10.8	1.1	12.2
Tanzania	0%	4,486.1	7,289.12	6,937.59	7,303.27	7,539.03	62.5	(4.8)	5.3	3.2
	10%	2,298.4	1,860.48	2,292.71	2,257.11	2,309.82	(19.1)	23.2	-1.6	2.3
	25%	1,107.3	1,787.79	2,228.18	2,697.10	2,663.14	61.5	24.6	21.0	-1.3
	>25%	164.3	242.71	257.25	267.52	255.26	47.7	6.0	4.0	-4.6
	Total	8,056.1	11,180.10	11,715.73	12,525.00	12,767.25	38.8	4.8	6.9	1.9
Uganda	0%	3,486.6	4,297.0	4,554.1	4,150.9	4,258.6	23.2	6.0	-8.9	2.6
	2%	0.2	-	-	-	-	-100.0	-	-	0.0
	4%	2.2	1.6	2.4	2.6	2.5	-26.5	46.3	6.3	-2.9
	6%	25.4	23.9	32.7	35.1	38.3	-6.0	36.8	7.2	9.1
	10%	291.1	337.8	373.2	547.8	650.6	16.0	10.5	46.8	18.8
	25%	717.0	839.9	864.2	861.7	883.7	17.1	2.9	-0.3	2.5
	>25%	141.9	130.7	216.2	219.4	239.9	-7.9	65.4	1.5	9.3
	Total	4,664.4	5,630.9	6,042.8	5,817.5	6,073.5	20.7	7.3	-3.7	4.4
Rwanda	0%	525.7	950.5	980.13	1,073.27	1,267.42	80.8	3.1	9.5	18.1
	5%	-	72.3	311.24	176.30	73.57	-	330.2	-43.4	-58.3
	10%	159.4	141.9	174.23	184.30	118.52	-11.0	22.8	5.8	-35.7
	15%	-	-	-	-	-	-	-	-	0.0
	25%	409.0	176.6	147.17	169.66	203.16	-56.8	-16.7	15.3	19.7
	>25%	65.8	18.4	33.11	53.44	41.73	-72.1	80.3	61.4	-21.9
	Total	1,160.0	1,359.7	1,645.9	1,657.0	1,704.4	17.2	21.0	0.7	2.9
Burundi	0%	355.3	491.0	531.1	649.8	597.8	38.2	8.2	22.3	-8.0
	10%	55.1	268.3	223.1	199.6	57.5	386.6	-16.8	-10.5	-71.2
	25%	112.4	134.4	139.2	132.8	116.2	19.5	3.6	-4.6	-12.5
	>25%	16.9	17.6	52.7	23.3	10.5	4.2	198.8	-55.9	-55.1
	Total	539.8	911.3	946.1	1,005.4	781.9	68.8	3.8	6.3	-22.2

Source: Partner States' Revenue Authorities

Burundi

In 2014, the share of Burundi's imported goods under 0% tariff band to total imports increased to 76.5 percent from 64.6 percent recorded in 2013. The value of imported goods under the 0% tariff band decreased to US\$ 597.8 million in 2014 from US\$ 649.8 million in 2013. The value of Burundi's imported goods under 10% and 25% tariff band declined by 71.2 percent and 12.5 percent respectively. Similarly, the value of imported goods above 25% tariff band decreased to US \$ 10.45 million from US \$ 23.3 million in 2013.

Kenya

In 2014, the share of Kenya's goods imported under 0% tariff band to total imports increased to 65.2 percent from 63.6 percent in 2013. The value of goods imported under the 0% tariff band increased from US\$ 10,430.4 million in 2013 to US\$ 11,995.2 million.

During the same period, the share of goods imported under 10% tariff band decreased to 12.8 percent from 13.4 percent in 2013 and those under 25% tariff band to 17.0 percent from 17.9 percent registered in 2013. The value of imported goods above 25% tariff band increased to US\$ 920.6 million.

Rwanda

Rwanda fully implemented the agreed three tariff band structure in July 2009 with the exception of imports of goods under Rwandan investment code that benefited from the flat rate of 5 percent and sensitive products that benefited the rates above 25 percent. Rwanda's imports of goods under the zero tariff band increased by 18.1 percent from US\$ 1,073.3 million in 2013 to US\$ 1,267.4 million in 2014 and accounted for 76.5 percent of the total value of imports (including exemptions). Imports under the 10 percent tariff accounted for 7.2 percent of total imports and decreased by 58.3 percent from US\$ 184.3 million in 2013 to US\$ 118.5 million in 2014 while imports under the 25.0 percent tariff accounted for 12.3 percent of the total imports and increased by 19.7 percent from US\$ 169.7 million in 2013 to US\$ 203.2 million in 2014.



Tanzania

In Tanzania, merchandise imports under the zero tariff band accounted for 59.0 percent of the total imports in 2014, accounting for an increase of 3.2 percent to US\$ 7,539.0 million from US\$ 7,303.3 million recorded in 2013. The value of goods imported under the 10 percent tariff band increased by 2.3 percent to US\$ 2,309.8 million whereas the value of goods under the 25 percent tariff band declined by 1.3 percent to US\$ 2,663.1 million, during the period under review.

Uganda

In 2014, the value of goods imported under the 0% tariff band accounted for 70.1 percent of total imports. This was an increase of 2.6 percent from US\$ 4,153.5 million recorded in 2013 to US\$ 4,261.1 million in 2014. The major imports under the 0% tariff band included Petroleum products, machinery & appliances, electrical equipment, pharmaceutical products and iron & steel.

During the same period, imports under the 10% tariff band increased by 18.2 percent to US\$ 688.9 million. This was a much slower pace compared to the 46.8 percent growth registered in 2013. Despite an increase in the value of imports under the 25% tariff band of 2.5 percent from US\$ 861.7 million in 2013 to US\$ 883.7 million in 2014, the share of this category of imports to total imports barely changed in 2014 and was registered at 14.6 percent. The main products under 10% band included vehicles for the transport of goods, new pneumatic tyres, bituminous mixtures and vehicles parts and accessories while those under the 25% tariff band mainly included vehicles and electrical machinery.

total customs revenue to total revenue in 2014 increased in all the EAC Partner States except for Tanzania and Rwanda which recorded a decline (Table 6.1).

CHAPTER 6

CUSTOMS REVENUE PERFORMANCE IN EAC



6.1 General Performance of Customs Revenue

In 2014, total customs revenue from EAC Partner States maintained its upward trend increasing by 17.2 percent from US\$ 6,993.2 million in 2013 to US\$ 8,196.8 million in 2014. Despite the increase, the share of customs revenue remained virtually unchanged at about 36 percent to total revenue. The share of

Table 6.1: Customs Revenue Collected by EAC Partner States, 2011-2014 (US\$ million)

Partner state	Tax head	2011		2012		2013		2014		Performance Rate			% Change	
		Target	Actual	Target	Actual	Target	Actual	Target	Actual	2012	2013	2014	2013	2014
Kenya	Import Duty	586.3	541.5	726.1	652.9	738.9	676.9	920.5	777.6	89.9	91.6	84.5	3.7	14.9
	Excise Duty	528.9	448.9	523.6	505.6	527.6	506.8	621.3	603.8	96.6	96.0	97.2	0.2	19.1
	VAT Imports	948.1	1,009.4	1,277.2	1,110.7	1,237.1	1,166.7	1,699.5	1,484.7	87.0	94.3	87.4	5.0	27.3
	Other	627.4	640.5	720.6	721.0	847.2	812.5	931.8	1,019.4	100.0	95.9	109.4	12.7	25.5
	Total Customs Revenue	2,690.7	2,640.4	3,247.4	2,990.2	3,350.9	3,163.0	4,173.1	3,885.4	92.1	94.4	93.1	5.8	22.8
	Total Revenue	7,673.1	7,545.0	9,434.9	8,851.2	10,017.6	9,597.5	12,371.1	11,514.7	93.8	95.8	93.1	8.4	20.0
	% age of Customs Revenue to Total Revenue		35.0		33.8		33.0		33.7					
Burundi	Import Duty	32.3	38.7	34.3	39.5	24.2	20.8	30.5	28.7	115.3	85.9	94.1	-47.4	38.0
	Excise Duty	62.0	54.4	67.7	59.7	6.2	7.2	11.2	12.8	88.1	116.4	114.0	-87.9	76.3
	VAT	113.6	140.6	127.1	159.7	74.6	83.8	95.3	95.7	125.6	112.4	100.4	-47.5	14.2
	Other	42.4	116.0	3.8	5.2	8.7	13.0	4.4	10.3	136.2	149.2	235.9	148.2	-20.3
	Total Customs Revenue	250.2	349.7	233.0	264.1	113.7	124.8	141.4	147.5	113.4	109.8	104.3	-52.8	18.2
	Total Revenue	363.1	375.2	375.9	365.1	352.5	359.9	419.8	423.9	97.1	102.1	101.0	-1.4	17.8
	% age of Customs Revenue to Total Revenue		93.2		72.4		34.7		34.8					
Rwanda	Import	52.2	52.3	52.2	61.0	82.0	71.8	86.0	80.7	116.9	87.6	93.9	17.8	12.4
	Excise Duty	79.4	80.3	74.5	73.7	79.0	74.0	84.0	82.7	98.9	93.7	98.5	0.4	11.8
	VAT Imports	93.4	99.6	103.6	112.0	147.8	124.8	160.7	138.8	108.2	84.4	86.4	11.4	11.2
	Other	25.2	52.2	24.5	54.7	28.2	40.2	19.8	40.4	223.2	142.6	204.2	-26.5	0.7
	Total Customs Revenue	250.1	284.5	254.8	301.4	337.0	310.8	350.4	342.7	118.3	92.2	97.8	3.1	10.3
	Total Revenue	819.1	868.4	846.0	935.2	1,092.6	1,109.3	1,232.1	1,194.2	110.5	101.5	96.9	18.6	7.7
	% age of Customs Revenue to Total Revenue		32.8		32.2		28.0		28.7					
Tanzania	Import Duty	320.9	304.7	368.0	367.3	444.0	407.5	530.5	502.3	99.8	91.8	94.7	10.9	23.3
	Excise Duty	402.2	405.5	442.4	398.7	518.8	476.5	577.4	486.7	90.1	91.8	84.3	19.5	2.1
	VAT	685.9	623.3	803.7	751.7	878.9	796.5	945.9	857.7	93.5	90.6	90.7	6.0	7.7
	Other	214.8	266.6	283.4	282.7	439.9	428.4	518.9	468.7	99.8	97.4	90.3	51.5	9.4
	Total Customs Revenue	1,623.8	1,600.2	1,897.5	1,800.5	2,281.7	2,108.8	2,572.7	2,315.3	94.9	92.4	90.0	17.1	9.8
	Total Revenue	3,852.9	3,805.8	4,691.7	4,787.7	5,999.9	5,517.6	6,903.1	6,384.5	102.0	92.0	92.5	15.2	15.7
	% age of Customs Revenue to Total Revenue		42.0		37.6		38.0		36.3					-4.6
Uganda	Import Duty	181.6	188.8	220.7	221.0	245.1	269.9	306.4	301.0	100.2	110.1	98.2	22.1	11.5
	Excise Duty	419.0	402.8	439.4	392.0	435.8	401.0	482.5	477.5	89.2	92.0	99.0	2.3	19.1
	VAT Imports	412.7	444.6	530.6	475.1	541.3	522.0	591.2	614.4	89.5	96.4	103.9	9.9	17.7
	Other	71.4	86.2	98.8	100.5	123.7	93.0	131.6	113.1	101.7	75.1	85.9	-7.5	21.6
	Total Customs Revenue	1,084.7	1,122.5	1,289.5	1,188.7	1,346.0	1,285.9	1,511.7	1,505.9	92.2	95.5	99.6	8.2	17.1
	Total Revenue	2,379.2	2,392.2	2,853.4	2,808.2	3,159.8	3,022.5	3,634.1	3,512.2	98.4	95.7	96.6	7.6	16.2
	% age of Customs Revenue to Total Revenue		46.9		42.3		42.5		42.9					

Source: Revenue Authorities of Partner States

6.2 Burundi

Total customs revenue increased by 18.2 percent from US\$ 124.8 million in 2013 to US\$ 147.5 million in 2014. This performance was 104.3 percent of the set target of US\$ 141.4 million. VAT on Imports accounted for 8.7 percent of the total customs revenue with Excise duty contributing 64.9 percent. Import duty, VAT and Excise duty performed at 94.1 percent, 114.0 percent and 100.4 percent, respectively, compared to their respective targets for the year.

The share of total Customs revenue to total revenue increased from 34.7 percent in 2013 to 34.8 percent in 2014. Total customs revenue registered a performance rate of 104.3 percent to the set target of US\$ 141.4 million. Excise duty performance rate improved from 88.1 percent in 2013 to 112.4 percent in 2014.

6.3 Kenya

In 2014, Kenya's total customs revenue increased to US\$ 3,885.4 million from US\$ 3,163.0 million in 2013. This translated into a performance rate of 93.1 percent of the set target of US\$ 4,173.1 million. The share of total customs revenue to total revenue increased from 33.0 percent in 2013 to 33.7 percent in 2013. VAT on imports accounted for 40.7 percent of the total customs revenue and increased by 27.2 percent to US\$ 1,484.7 million in 2014. The performance rate for VAT and import duty decreased from 94.3 percent and 91.6 percent in 2013, respectively to a performance rate of 87.4 percent.

6.4 Rwanda

Rwanda total tax revenues increased by 7.7 percent from US\$ 1,109.3 million in 2013 to US\$ 1,194.2 million in 2014 against a target of US\$ 1,232.1 million. The overall performance rate was 96.9 percent. Customs revenue collections increased by 10.3 percent from US\$ 310.8 million in 2013 to US\$ 342.7 million in 2014. The customs performance rate was 97.8 percent against a target of US\$ 350.4 million.



Excise duty recorded an increase of 11.8 percent while VAT on imports increased by 11.2 percent. Import duty increased by 12.4 percent leading to an increase of 10.3 percent of the total customs revenue.

6.5 Tanzania

Tanzania's customs revenue amounted to US\$ 2,315.3 million, being 90.0 percent of the target for 2014. The amount of revenue collected was an increase of 9.8 percent of the amount collected in 2013. VAT on imports amounted to US\$ 857.7 million compared to the target of US\$ 945.9 million. Import duty and Excise duty performed at 94.7 percent and 84.3 percent of the set targets of US\$ 530.5 million and US\$ 577.4 million, respectively. However, the portion of customs revenue to total revenue decreased by 36.3 percent in 2014 compared to 37.3 percent in 2013.

6.6 Uganda

In 2014, total customs revenue increased by 17.1 percent to US\$ 1,505.9 million from US\$ 1,285.9 million recorded in 2013. This performance was 99.6 percent of the set target of US\$ 1,511.7 million. VAT on imports accounted for 40.8 percent of the total customs revenue with Excise duty contributing 31.7 percent. When compared to their respective targets for the year, VAT registered the highest performance of 103.9 percent, followed by Excise duty with a performance rate of 99.0 percent and Import duty with 98.2 percent. The key taxable imports included fuel, vehicles, parts of electrical machinery, sugar, beverages, machinery, iron & steel and animal/vegetable fats & oil. The proportion of customs revenue to total revenue marginally increased to 42.9 percent in 2014 from 42.5 percent recorded in 2013.

CHAPTER 7

INVESTMENT FLOWS IN THE COMMUNITY



7.1 Policy Framework

EAC Partner States have national statutory agencies that promote and facilitate investment in their respective countries. The agencies are Kenya Investment Authority (KenInvest), Tanzania Investment Centre (TIC), Zanzibar Investment Promotion Agency (ZIPA), Uganda Investment Authority (UIA), Rwanda Development Board (RDB) and Burundi Investment Promotion Authority (API). These Investment Promotion Agencies (IPAs) promote growth of inward

Foreign Direct Investment (FDI) and Cross Border Investments by facilitating, promoting and attracting new investments and encouraging re-investments. IPAs assist investors with acquisition of relevant permits, licences and approvals. They provide one-stop service to investors. The IPAs have undertaken a number of reforms to enhance business climate through improving business registration processes and reducing the cost of doing business to make the region a favourable investment destination.

7.2 Investment Climate

The EAC region has vast investment opportunities in all sectors of the economy such as Agriculture, Tourism, Manufacturing, Mining, Extraction, ICT, Energy, and Oil & Gas. To harness this potential and also promote economic growth and development, the governments of Partner States continue to improve business environment by ensuring macroeconomic and political stability. Partner States have undertaken economic reforms to enhance an investor friendly environment; that supports growth of the private sector. In addition the EAC Custom Union Protocol provides for the establishment of Export Promotion Schemes and Special Economic Zones (SEZs) that gives specific incentives to attract FDI and Cross-Border Investments (CBI).

Furthermore, in pursuit of a favourable business environment and competitiveness, the EAC Partner States continue to implement the components of the Cooperation Agreement between EAC and the World Bank on Investment Climate Program, which was signed in March 2012. To boost the exploitation of the region investment potential, EAC negotiated

EAC-EU Economic Partnership Agreements (EPAs) which is nearing the conclusion. EAC boasts one of the largest single-bloc regional markets in Africa with a population of more than 145 million. This market is expected to be made even bigger with conclusion of COMESA-EAC-SADC tripartite FTA which is ongoing. Further the EAC is in the process of negotiating EAC model investment treaty and EAC-US Trade and Investment Partnership to enhance cooperation on trade and investment matters. In 2014, the Global Competitiveness Report showed that there was an improvement in the ranking of all EAC Partner States except Kenya as shown in Table 7.1.

Table 7.1: EAC Global Competitiveness Ranking 2013/14 -2014/15

Country	Global Ranking			Change 2014/15 -2015/16
	2013/2014	2014/15	2015/16	
Burundi	146	139	136	3
Kenya	96	90	99	-9
Rwanda	66	62	58	4
Uganda	129	122	115	7
Tanzania	125	121	120	1

Source: Global competitiveness Index report 2014/15 and 2015/16 (World Economic Forum)

7.3 EAC Foreign Direct Investment flows

The FDI inflows to East Africa Community increased by 25.4 percent from US\$ 3.7 billion posted in 2013 to \$ 4.6 billion in 2014¹. This was largely driven by significant growth of FDI into Kenya and the United Republic of Tanzania. Inflows to the United Republic of Tanzania reflected increased investment into the gas sector.

Table 7.2: FDI inflows into EAC region 2010-2014 (US\$ million)

Country	2010	2011	2012	2013	2014 ¹	Percentage Growth 2013/2014
Burundi	1	3	1	7	32	357.1
Kenya	178	335	259	514	989	92.4
Rwanda	42	106	160	111	268	141.4
Uganda	544	894	1,205	1,146	1,147	0.1
Tanzania	1,813	1,229	1,800	1,872	2,142	14.4

Source: World Investment Report 2015 (UNCTAD)

7.3.1 Overall Investment Flows

Burundi

In Burundi, the value of FDI inflows increased more than twofold from US\$ 68.7 million in 2013 to US\$ 151.0 million in 2014. The total number of registered projects were 22 and 10 in 2013 and 2014, respectively.

Kenya

In 2014, FDI inflows into Kenya decreased by 5.4 percent from US\$ 924.2 million in 2013 to US\$ 874.1 million in 2014. The number of projects registered however, grew by 96.8 percent from 63 projects in 2013 to 124 projects in 2014.

Rwanda

FDI inflows to Rwanda decreased by 19.2 percent from US\$ 644.9 million in 2013 to US\$ 521.2 million in 2014. The number of investment projects decreased by 82.0 percent from 61 projects to 111 projects over the same period.

¹ World Investment report 2015

Tanzania

In Tanzania, the value of registered projects under FDI increased to US\$ 5,503.0 million in 2014 from US\$ 2,842.4 million registered in 2013, recording a 93.6 percent increase. The increase was partly driven by investments in oil and gas, and partly the growth in the sectors of real estate, manufacturing, infrastructure and mining. The overall number of FDI projects registered in the year increased to 423 projects from 304 projects registered in the preceding year.

Uganda

In 2014, the value of FDI inflows to Uganda increased by 60.8 percent from US\$ 1,316.2 million in 2013 to US\$ 2,116.2 million in 2014. The number of projects registered increased by 22.9 percent from 341 projects in 2013 to 419 projects in 2014.

7.3.2 Intra-EAC Investment Flows

Total value of intra-EAC investment decreased by 12.2 percent from US\$ 236.6 million in 2013 to US\$ 207.7 million in 2014 while the number of registered projects decreased to 68 compared to 70 projects registered in 2013. Tanzania and Uganda continued to attract large amount of intra-EAC Investment whereby Tanzania received US\$ 104.1 million and Uganda received US\$ 75.1 million in 2014. Kenya continued to be main source of intra-EAC investment inflows (Table 7.3).

Table 7.3: Intra- EAC Foreign Direct Investment Flows, 2010 - 2014 (US\$ million)

Partner State	Source	2010		2011		2012		2013		2014		Percent Change, (2014 over 2013)	
		No of Projects	Values	No of Projects	Values	No of Projects	Values	No of Projects	Values	No of Projects	Values	No of Projects	Values
Burundi	Tanzania	1.0	1.4	1.0	7.7	4.0	1.9	4.0	20.0	-	-	-100.0	-100.0
	Uganda	-	-	-	-	-	-	1.0	1.0	-	-	-100.0	-100.0
	Kenya	2.0	31.3	3.0	23.3	-	-	1.0	5.8	-	-	-100.0	-100.0
	Rwanda	3.0	3.1	-	-	3.0	2.3	5.0	4.2	2.0	1.4	-60.0	-66.6
	Rest of World	16.0	42.7	14.0	111.9	15.0	75.8	11.0	37.7	8.0	149.6	-27.3	297.2
	Total	22.0	78.6	18.0	142.9	22.0	80.0	22.0	68.7	10.0	151.0	-54.5	119.9
Kenya	Tanzania			1.0	0.6	1.0	25.1	2.0	66.5	-	-	-100.0	-100.0
	Uganda			-	-	1	6.4	-	-	2	0.9		
	Rwanda			-	-	-	-	-	-	-	-		
	Burundi			-	-	-	-	-	-	-	-		
	Rest of World			84	840.7	68	549.6	61	857.7	122	873.2	100.0	1.8
	Total			85	841.3	70	581.2	63	924.2	124	874.1	96.8	-5.4
Rwanda	Tanzania	3	15.5	4	36.0	1	0.6	2	2.5	1	1.7	-50.0	-32.4
	Uganda	1	11.6	-	-	1	1.0	3	1.0	2	19.1	-33.3	1907.4
	Kenya	6	14.3	7	17.5	3	6.6	5	9.1	4	5.4	-20.0	-40.2
	Burundi	-	-	1	1.4	-	-	-	-	-	-		
	Rest of World	31	157.7	48	344.0	71	466.8	51	632.3	104	495.0	103.9	-21.7
	Total	41	199.1	60	398.9	76	474.9	61	644.9	111	521.2	82.0	-19.2
Tanzania	Kenya	27	67.2	29	50.2	23	82.2	27	57.0	32	83.6	18.5	46.5
	Uganda	1	0.2	-	-	2	10.9	-	-	3	10.4		
	Rwanda	1	1.6	-	-	1	3.7	1	1.8	1	-	0.0	-100.0
	Burundi	4	4.6	-	-	1	3.5			1	10.1		
	Rest of World	476	4,992.5	797	7,124.6	274	1,889.4	276	2,783.6	386	5,398.8	39.9	94.0
	Total	509	5,066.2	826	7,174.8	301	1,989.8	304	2,842.4	423	5,502.9	39.1	93.6
Uganda	Tanzania	4	8.6	2	1.4	2	1.3	2	0.7	4	7.6	100.0	1017.6
	Kenya	14	62.8	20	85.1	14	71.8	14	64.8	16	67.5	14.3	4.2
	Rwanda	1	3.0	3	11.7		0.0	2	1.8	-	0.0	-100.0	-100.0
	Burundi							1	0.5	-	0.0	-100.0	-100.0
	Rest of World	174	548.4	155	349.8	208	725.5	322	1248.5	399	2,041.0	23.9	63.5
	Total	193	622.8	180	447.9	224	798.6	341	1,316.2	419	2,116.1	22.9	60.8

Source: Investment Agencies of Partner States

Burundi

In 2014, Burundi the value of intra-EAC investment decreased from US\$ 31.0 million in 2013 to US\$ 1.4 million. Similarly, the number of registered projects also decreased from 11 in 2013 to 2 projects in 2014.

Kenya

The value of intra-EAC investment inflow to Kenya decreased by 98.5 percent from US\$ 67.0 million in 2013 to US\$ 0.9 million in 2014. Uganda was the only EAC Partner State that invested in Kenya in 2014. The country invested in two projects valued at US\$ 0.9 million. The projects were in wholesale and retail; and finance, insurance and real estate sectors.

Rwanda

In 2014, the intra-EAC investments accounted for 7.2 percent of Rwanda's total FDI and these came from Kenya, Uganda and Tanzania. The number of investment projects to Rwanda decreased from 10 projects in 2013 to 7 projects in 2014 while the value increased from US\$ 12.6 million to US\$ 26.2 million. Uganda, Kenya and Tanzania had shares of 72.7 percent, 20.7 percent and 6.4 percent, respectively, in 2014.

Tanzania

In 2014, the total projects registered by Tanzania as intra-EAC investments were 37, with Kenya making 32 projects distributed by sectors of finance, insurance, real estate and business, manufacturing, transportation, communication and storage and community, social and personal services. Uganda made two investments in community, social and personal services sectors while Rwanda and Burundi made one project each in transportation, communication and storage sectors. The intra-EAC investments flow to the Tanzania was valued at US\$ 111.3 million in 2014 compared to US\$ 58.8 million in 2013. The Intra-EAC investment flows to Tanzania accounted for only 2.0 percent of the total FDI inflows of US\$ 5,502.1 million.

Uganda

The intra-EAC investment inflow to Uganda increased by 10.8 percent from US\$ 67.8 million in 2013 to US\$ 75.1 million in 2014. The number of projects registered increased from 19 projects in 2013 to 20 projects in 2014; of these 16 were from Kenya and 4 were from Tanzania. No projects were registered from Rwanda or Burundi during the year as shown in Table 7.1.

7.4 Employment Creation

During 2014, the number of jobs expected to be created through licensed FDI projects in the EAC region decreased by 30.0 percent to 92,016 jobs from 131,967 jobs recorded in 2013. All EAC Partner States recorded a decrease in the expected number of jobs to be created except Rwanda (Table 7.4)

Table 7.4: Number of Jobs expected through Foreign Investments, 2010-2014

Country	2010	2011	2012	2013	2014	Percentage Change		
						2012	2013	2014
Kenya	15,265	8,241	3,898	18,896	6,702	-52.7	384.8	-64.5
Tanzania	43,640	79,101	35,879	43,098	38,055	-54.6	20.1	-11.7
Uganda	32,967	17,664	46,285	63,583	41,137	162.0	37.4	-35.3
Rwanda	12,529	5,553	17,311	3,845	5,169	211.7	-77.8	34.4
Burundi	2,520	2,118	2,245	2,545	956	6.0	13.4	-62.4
Total EAC	106,921	112,677	105,618	131,967	92,019	-6.3	24.9	-30.3

Source: Partner States Investment Promotion Agencies

7.5 Sectoral Distribution of Foreign Direct Investment

7.5.1 Burundi

In 2014, the transport, communication & storage sector attracted most of the FDI in Burundi. The biggest contributor was the injection of US\$ 135.3 million in communication sub-sector. The investment in the construction sector, decreased by 50.7 percent from US\$ 19.8 million in 2013 to US\$ 9.7 million in 2014. The finance, insurance, real estate & business services sector registered a 97.5 percent decrease from US\$ 16.4 million in 2013 to US\$ 0.4 million in 2014. Four new projects and one new projects were registered in 2013 and 2014, respectively, in the sector. The manufacturing sector also recorded a decrease of 84.5 percent from US\$ 12.9 million in 2013 to US\$ 2.0 million in 2014, in terms of new investments (Table 7.5).

Table 7.5: Burundi's Sectoral Distribution of Foreign Investment 2013- 2014

Sector	2013			2014		
	No. of projects	Amount (US\$ m)	Employment	No. of projects	Amount (US\$ m)	Employment
Agriculture, fishing, forestry & hunting	1.0	1.1	5.0	0.0	0.0	0.0
Construction	1.0	19.8	53.0	2.0	9.7	149.0
Manufacturing	9.0	12.9	442.0	4.0	2.0	97.0
Mining & Quarrying	1.0	8.9	880.0	0.0	0.0	0.0
Finance, Insurance, Real estate & Business services	4.0	16.4	210.0	1.0	0.4	13.0
Community, Social & Personal services	0.0	0.0	0.0	0.0	0.0	0.0
Wholesale, retail trade, Tourism	2.0	2.8	166.0	1.0	2.7	148.0
Transport, Communication & Storage	0.0	0.0	0.0	2.0	136.1	549.0
Utilities (water & energy)	0.0	0.0	0.0	0.0	0.0	0.0
TOTAL	18.0	61.9	1,756.0	10.0	151.0	956.0

Source: Burundi Investment Promotion Agency

7.5.2 Kenya

Kenya's sectoral distribution of Foreign Investment for the period 2013 to 2014 is presented in Table 7.6. In 2014, construction; finance, insurance, real estate & business service; and wholesale, retail trade and tourism were the main beneficiaries of FDI inflows with shares of 55.9 percent, 15.8 percent and 9.9 percent of the total value of FDI, respectively. In 2013 however, agriculture, fishing & hunting; manufacturing; and utilities (water and energy) were the leading sectors.

Table 7.6: Kenya's Sectoral Distribution of Foreign Investment, 2013- 2014

Sector	2013			2014		
	No. of projects	Amount (US\$ m)	Employment	No. of projects	Amount (US\$ m)	Employment
Agriculture, fishing, forestry & hunting	2	438	11,250	6	3	556
Manufacturing	18	214	2,899	12	29	650
Utilities (water & energy)	4	199	183	3	59	60
Wholesale, retail trade, Tourism	20	50	1,695	36	86	786
Construction	2	10	26	17	489	3,139
Finance, Insurance, Real estate & Business services	9	8	666	24	138	811
Community, Social & Personal services	5	4	1,145	11	2	109
Transport, Communication & Storage	3	2	1,032	12	10	311
Mining & Quarrying	-	-	-	3	58	280.00
TOTAL	63	924	18,896	124	874	6,702

Source: Kenya Investment Authority

7.5.3 Rwanda

In 2014, Utilities (water and energy), transport, communication and storage; construction and manufacturing sectors were the main recipient of FDI jointly accounting for 73.4 percent (US\$ 382.9 million) of total FDI inflows, as shown in Table 7.7. In terms of new investment projects, manufacturing and agriculture, fishing, forestry and hunting were leading with 41.0 percent. The total jobs expected to be created through FDI in 2014 were 8,914. Manufacturing accounted for 35.7 percent followed by mining and quarrying with 18.1 percent and agriculture, fishing, forestry and hunting with 9.9 percent.

Table 7.7: Rwanda's Sectoral Distribution of Foreign Investment 2013 – 2014

	2013			2014		
	No. of projects	Amount (US\$ m)	Employment	No. of projects	Amount (US\$ m)	Employment
Agriculture, fishing, forestry & hunting	2	1.85	21	20	17.9	889
Construction	4	5.12	131	10	63.8	420
Manufacturing	11	35.68	711	26	51.4	3,183
Mining & Quarrying	1	3.75	50	9	23.9	1,613
Finance, Insurance, Real estate & Business services	2	1.15	12	6	20.1	390
Community, Social & Personal services	10	17.03	457	12	38.3	661
Wholesale, retail trade, Tourism	3	3.09	131	17	38.1	778
Transport, Communication & Storage	3	17.99	175	6	98.1	272
Utilities (water & energy)	4	359.50	731	5	169.7	708
TOTAL	40	445.16	2,419	111	521.2	8,914

Source: Rwanda Development Board

7.5.4 Tanzania

In 2014, transport, communication and storage sector attracted the highest FDI inflows accounting for 59.9 percent of registered projects, followed by finance, insurance, real estate & business services that accounted for 11.0 percent, followed by manufacturing sector 24.2 percent.

Table 7.8: Tanzania's Sectoral Distribution of Foreign Investment, 2013 – 2014

Sector	2013			2014		
	No. of projects	Amount (US\$ m)	Employment	No. of projects	Amount (US\$ m)	Employment
Agriculture, fishing, forestry & hunting	42.0	260.7	14,032.0	27.0	48.3	10,299.0
Construction	3.0	3.1	98.0	2.0	156.0	1,000.0
Manufacturing	114.0	1,079.4	11,400.0	164.0	1,333.1	13,699.0
Mining & Quarrying	1.0	1.7	45.0	1.0	9.2	23.0
Finance, Insurance, Real estate & Business services	40.0	833.2	7,327.0	74.0	608.0	3,113.0
Community, Social & Personal services	9.0	108.9	1,993.0	9.0	6.0	618.0
Wholesale, retail trade, Tourism	54.0	81.0	4,255.0	42.0	47.5	2,093.0
Transport, Communication & Storage	40.0	471.1	3,940.0	61.0	3,294.6	7,155.0
Utilities (water & energy)	1.0	3.3	8.0	1.0	0.2	55.0
TOTAL	304.0	2,842.4	43,098.0	423.0	5,502.9	38,055.0

Sources: Tanzania Investment Center

7.5.5 Uganda

The mining and quarrying; manufacturing, construction; and finance, insurance, real estate & business services sectors jointly attracted the largest share of FDI inflows valued at US\$ 1,885.9 million (89.1 percent) of the total value of FDI inflows in 2014, as presented in Table 7.9. These were followed by wholesale and retail and the agriculture sectors which attracted investments with a combined value of US\$ 170.1 million. With regard to expected employment, prospects were highest in the manufacturing sector accounting for 41.1 percent of the expected jobs. This was followed by construction (19.0 percent), finance, insurance, real estate & business services (13.3 percent) and agriculture (11.7 percent).

Manufacturing sector registered the highest number of projects, 181 projects, (43.2 percent) of the total projects while the finance, insurance, real estate & business services, and the agriculture sectors registered 87 projects and 56 projects, respectively.

Table 7.9: Uganda's Sectoral Distribution of Foreign Investment 2013-2014

Sector	2013			2014		
	No. of Projects	Amount (US\$m)	Employment	No. of Projects	Amount (US\$m)	Employment
Agric. Hunt, Forest & Fish	17.0	369.8	5,153.0	56.0	75.8	4,793.0
Community & Social services	15.0	96.3	1,638.0	12.0	31.0	694.0
Construction	31.0	87.5	5,234.0	34.0	323.9	7,813.0
Electricity, Gas & Water	13.0	132.2	4,056.0	7.0	17.7	236.0
Fin, Ins, Real Est. & Biz Svs	68.0	267.6	5,470.0	87.0	296.9	5,463.0
Manufacturing	156.0	223.7	28,847.0	181.0	607.9	17,046.0
Mining & Quarrying	18.0	113.0	11,643.0	13.0	657.3	2,961.0
Transport, Storage & Comm	11.0	18.8	1,052.0	14.0	11.4	936.0
Wh & Ret, Cat & Accom Svs	12.0	7.4	490.0	15.0	94.3	1,195.0
Total	341.0	1,316.3	63,583.0	419.0	2,116.2	41,137.0

Source: Uganda Investment Authority

7.6 Individual Countries' Sources of Investment

7.6.1 Burundi

Burundi's major sources of investment are presented in Table 7.10. In 2014, major sources of investment inflow in Burundi were Vietnam which registered projects valued at US\$ 135.3 million, followed by the USA (US\$ 9.8 million) India (US\$ 2.7 million), Rwanda (US\$ 1.4 million) and Belgium (US\$ 0.9 million).

Table 7.10: Burundi's Major Sources of Investment 2010 – 2014

Country	2013			Country	2014		
	No. of projects	Employment	Value (US\$ mn)		No. of projects	Employment	Value (US\$ mn)
Comorian	1	53	19.8	Vietnam	1	528	135.3
Tanzania	2	91	14.2	USA	3	159	9.9
Liban	1	880	8.9	India	1	148	2.7
Kenya	1	120	5.8	Belgium	1	10	0.9
Rwanda	4	190	3.4	Rwanda	2	83	1.4
India	3	149	3.2	Canada	1	13	0.4
USA	1	66	1.9	South Africa	1	15	0.3
Arabian	1	28	1.7	-	-	-	-
Germany	1	34	1.1	-	-	-	-
Uganda	1	120	1.0	-	-	-	-
Subtotal	16	1,731	61.0	Subtotal	10	956	151.0
Other	2	25	0.5	Other	-	-	-
Total	18	1,756	61.4	Total	10	956	151.0

Source: Burundi Investment Promotion Authority (API)

7.6.2 Kenya

Kenya's major sources of FDI are shown in Table 7.11. In 2014, the top ten countries accounted for 50.3 percent of the total FDI and 46.8 percent of total FDI projects to Kenya. China, Japan, United Kingdom and Turkey were the major sources of Kenya's FDI with shares of 31.2 percent, 3.8 percent, 3.0 percent and 2.8 percent, respectively. Investments from China were expected to create 48.5 percent of the total jobs in the year under review.

Table 7.11: Kenya's Major Sources of FDI, 2013 – 2014

Country	2013			Country	2014		
	No. of projects	Employment	Value (US\$ mn)		No. of projects	Employment	Value (US\$ mn)
Nigeria	1	158	88.8	China	20	3,253	272.3
Tanzania	2	811	66.5	Japan	2	48	33.4
India	7	568	54.1	UK	7	331	25.9
China	8	7,658	21.7	Turkey	5	220	24.8
Egypt	2	118	20.4	South Africa	4	387	27.1
Canada	2	140	9.3	Switzerland	1	19	17.1
Eritrea	2	145	6.2	Italy	6	118	16.5
Japan	4	61	5.1	USA	11	177	12.6
France	3	40	4.7	Malaysia	1	261	6.3
Australia	2	49	4.2	Mauritius	1	8	3.7
Sub total	33	9,748	281.1	Sub total	58	4,822	439.7
Rest of world	30	9,148	643.1	Rest of world	66	1,880	434.0
Total	63	18,896	924.2	Total	124	6,702	874.1

Source: Kenya Investment Authority

7.6.3 Rwanda

In 2014, Rwanda's four major sources of FDI were USA, Mauritius, India and Uganda while in 2013; the leading sources of FDI were Turkey, South Korea, South Africa and USA, as shown in Table 7.12. In terms of employment, projects from China, USA, India, France and Uganda were expected to create 47.8 percent of the total employment in 2014.

Table 7.12: Rwanda's Major Sources of Investment 2013 – 2014

Country	2013			2014		
	No. of Projects	Employment	Value (US\$)	No. of Projects	Employment	Value (US\$)
Turkey	2	174	335.18	9	978	166.7
USA	5	50	14.24	1	80	56.9
Canada/Diaspora	1	150	13.25	9	417	27.8
Madagascar	1	150	11.29	2	179	19.1
United Kingdom	3	88	7.65	6	2,324	22.5
India	1	500	7.13	1	36	5.7
Germany	1	100	5.36	2	160	6.0
Kenya	3	0	4.30	1	-	9.5
Belgium	2	42	4.06	1	-	9.5
China	2	100	3.80	2	364	5.8
Subtotal	21	1,354	406	34	4,538	329.5
Other countries	19	1,065	38	77	4,376	191.7
Total	40	2,419	444.72	111	8,914	521.2

Source: Rwanda Development Board

7.6.4 Tanzania

Major sources of Tanzania's foreign investment are presented in Table 7.13. In 2014, USA, China, UK, UAE and Kenya were the major sources of Tanzania's FDI jointly accounting for 88.0 percent of the total FDI. Investment from China and USA were expected to create 8,080 jobs and 3,416 jobs respectively.

Table 7.13: Tanzania's Major Sources of Investment 2013 – 2014

Country	2013			Country	2014		
	No. of Projects	Employment	Value (US\$ mn)		No. of Projects	Employment	Value (US\$ mn)
Mauritius	2	614	827.8	USA	27	3,416	3,537.7
UK	31	12,392	540.8	China	109	8,080	980.5
China	86	11,845	493.4	UK	47	1,246	150.5
Luxembourg	2	699	321.9	UAE	10	1,238	84.2
India	74	2,073	181.7	Kenya	32	3,540	83.5
Netherlands	1	133	95.3	Lebanon	19	2,102	77.4
Kenya	27	2,151	57.0	India	38	3,046	74.6
Norwegian	2	491	53.9	Cyprus	3	276	52.9
Sweden	5	200	47.8	Turkey	12	806	47.4
SA	7	329	28.5	R.S.Africa	8	660	34.6
Subtotal	237	30,927	2,648.1	Subtotal	305	24,410	5,123.5
Other Countries	67	12,171	194.2	Other Countries	118	13,645	379.3
Total	304	43,098	2,842.4	Total	423	38,055	5,502.9

Source: Tanzania Investment Centre

7.6.5 Uganda

In 2014, China and Cayman Islands were the major sources of FDI inflows with projects having a combined value of US\$ 1,330.5 million. Each of the other source countries provided projects valued at less than US\$100 million as shown in Table 7.14.

Table 7.14: Uganda's Major Sources of Investment 2013 – 2014

Country	2013			Country	2014		
	No. of Projects	Amount (US\$ mn)	Employment		No. of Projects	Amount (US\$ mn)	Employment
Netherlands	5	498.0	3,780	China	57	710.5	11,201
United Kingdom	63	270.0	22,007	Cayman Islands	1	620.0	214
India	17	146.0	4,245	Italy	5	85.3	434
China	110	102.0	6,599	India	106	76.2	6,968
Kenya	14	65.0	16,241	Kenya	16	67.5	980
Sweden	1	55.0	357	South Africa	5	35.0	506
Italy	2	31.0	898	Germany	1	25.1	130
Sri Lanka	9	22.0	594	USA	15	24.9	842
South Africa	1	18.0	151	Belgium	1	20.0	302
Sudan	4	15.0	176	Sri Lanka	2	17.0	112
Sub Total	226	1,222.0	55,048	Sub Total	209	1,681.5	21,689
Rest of the World	115	94.0	8,535	Rest of the World	210	434.7	19,448
Total	341	1,316.0	63,583	Total	419	2,116.2	41,137

Source: Uganda Investment Authority

7.7 Challenges to Investment Promotion

Whereas the EAC region is making efforts to improve the investment climate, there were a number of challenges that limit accelerated investment growth in the region. The major challenges include:

- a) Inadequate roads and rail infrastructure. This has been as a result of inadequate financing of infrastructure development projects such as the North and South transport corridors, Central Corridors, the East African Railway master plan, energy exploitation, rural roads networks, and ports expansion. Notwithstanding the above challenge, the region has commenced the construction of standard railway gauge, expansion of Voi-Holili –Arusha East African Road, charging 1.5 percent as infrastructure levy, investing in renewable energy (geothermal, hydro, wind and solar etc), gas energy among others.
- b) Lack of harmonised investment regimes. The IPAs have their own national laws that have varying provisions for treatment of local and foreign investors. Secondly, the investment regulatory framework is cumbersome and lack harmony which constraint the overall investor facilitation and approval processes.
- c) Delayed development of key documents that would promote the region as a single investment destination and provide guidance to the Community and individual EAC Partner States on how to engage third parties when negotiating trade and investment treaties. Such documents include:
 - i. EAC Trade Policy;
 - ii. EAC Model Investment Treaty;
 - iii. EAC Regional Investment Policy;
 - iv. An all-inclusive Private Sector Development Strategy;
 - v. EAC Special Economic Zone Policy; and
 - vi. EAC AGOA Strategy.

- d) Cumbersome administrative and regulatory procedures, causing unnecessary delays on processing of investment applications.
- e) Collecting and providing of reliable information on potential investors remains a challenge.
- f) Fiscal and macroeconomic policy gaps among partners states
- g) Non-Tariff Barriers (NTBs);
- h) Slow domestication of regional policies and strategies by Partner States delays the harmonization of policies and exploitation of the investment opportunities. Such policies include:
 - i. EAC Industrial Policy and Strategy, 2013-2032;
 - ii. EAC Export Promotion Strategy 2013-2016;
- i) Limited joint investment promotion programmes. Thus each Partner State conducts investment promotions, individually. There is need to build synergies and promote the region as a single investment destination. The EAC Annual Investment Conferences are suitable forums for market investment opportunities in the EAC.

(Footnotes)

1 Figures in the table are in Millions of USD

CHAPTER 8

CONCLUSIONS



The EAC Partner States continued to post positive results after rebounding from the global financial and economic crises. The GDP growth in the Community remained strong averaging 5.7 percent. Rwanda and Tanzania recorded the highest economic growth rates of 7.0 percent, while Burundi registered the lowest rate of 4.6 percent. The coordinated approach of the monetary policy and improved food production in the community eased inflation rates to single digit in all Partner States during 2014 with an average rate of 4.6 percent.

All EAC Partner States currencies depreciated against the US Dollar in 2014. Also all the Partner States except Kenya and Uganda registered a deficit in balance of payments in 2014. In the area of national savings, the region registered an average of 13.5 percent as a share of GDP. EAC Partner States except Tanzania and Uganda registered a decline in national savings. In the area of external debt, all Partner States registered an increase in national external debt.

The value of intra-EAC trade declined by 3.0 percent during the period under review. The decline was driven by the decrease in value of exports that decreased by 12.7 percent. However, Kenya, Tanzania and Uganda recorded an increase in the shares on intra-EAC trade while that of Rwanda and Burundi declined.

During 2014, all EAC Partner States with exception of Tanzania and Rwanda registered a decline in import levels of goods under exemptions and remissions. This is a positive development compared to 2013 where only Uganda recorded a decline. In 2014, importation of sensitive goods increased in all EAC Partner States except for Tanzania and Uganda. This scenario calls for a need of a policy framework to protect local industries which manufacture the category of sensitive goods.

In 2014, the importation of excisable goods in the EAC region increased by 35.6 percent. This was largely attributed to importation of petroleum products, sugar and sugar confectionary. Importation of excisable goods in Kenya, Uganda, Burundi and Tanzania increased while it declined in Rwanda.

The implementation of Single Customs Territory (STC) came into force on 1st January 2014 and instruments operationalizing it were finalized on 30th June 2014. The Single Customs Territory has hastened the clearance of goods whereby goods are released at the entry point on payment of taxes in a destination Partner State which has eliminated multiple border clearances in the region thus easing doing business. The Single Customs Territory will facilitate unhindered movement of goods within the EAC region thus unleashing the growth and development potentials.

In the area of Common External Tariff (CET) with tariff bands of 0, 10, 25 percent, it is only Burundi, Kenya and Tanzania, who are adhering to the EAC Customs Union Protocol, with most of the goods imported in the region being under the category of zero percent tariff band. Rwanda applies CET with the exception of 5 percent for goods under Rwanda investment code.

In 2014, total customs revenue from EAC Partner States maintained its upward trend increasing by 17.2 percent. Despite the increase, the share of customs revenue remained almost constant at about 36 percent to total revenue. The share of total customs revenue to total revenue in 2014 increased in all the EAC Partner States except Tanzania which recorded a decline.

Generally, the total value of FDI inflows in the region increased in Burundi, Tanzania and Uganda while it decreased in Rwanda and Kenya. In 2014, the total value of intra-EAC investments decreased by 12.2 percent. The Partner States which registered a decline need to improve further their doing business climate to attract more investments.

The Non-Tariff Barriers (NTBs) continue to exist on both central and northern corridors though there are national and regional efforts to completely eliminate the existing NTBs. The EAC secretariat has established EAC Time-Bound Programme for elimination of identified NTBs which is being implemented in close collaboration with Partner States.

APPENDICES



Table 1: Individual EAC Country's total Trade with the rest of the world, 2010-2014 (US\$ million)

Partner State	Country/Region						% Change			
		2010	2011	2012	2013	2014	2011	2012	2013	2014
Uganda	Kenya	701.83	871.16	844.26	877.25	891.32	24.13	-3.09	3.91	1.60
	Tanzania	94.14	80.18	103.99	93.89	131.74	-14.83	29.70	-9.71	40.31
	Rwanda	156.73	201.38	231.46	223.70	256.22	28.48	14.94	-3.35	14.54
	Burundi	52.42	43.64	47.50	49.17	47.57	-16.75	8.86	3.52	-3.26
	Rest of Africa	770.86	965.37	1,182.67	1,086.33	1,006.65	25.23	22.51	-8.15	-7.33
	EU	1,093.18	1,189.38	1,065.76	1,120.43	1,108.24	8.80	-10.39	5.13	-1.09
	UAE	511.93	516.62	627.23	470.25	436.30	0.92	21.41	-25.03	-7.22
	China	436.65	549.20	713.29	660.03	805.64	25.78	29.88	-7.47	22.06
	USA	126.97	204.50	120.33	157.75	128.75	61.06	-41.16	31.10	-18.39
	Japan	307.90	327.22	329.39	336.40	360.74	6.28	0.66	2.13	7.24
	India	698.32	947.30	1,280.56	1,573.72	1,518.07	35.66	35.18	22.89	-3.54
	Rest of the World	1,332.02	1,894.00	1,855.35	1,576.31	1,644.25	42.19	-2.04	-15.04	4.31
	Total Trade	6,282.94	7,789.95	8,401.94	8,225.25	8,335.49	23.99	7.86	-2.10	1.34
Tanzania	Kenya	276.00	561.21	913.93	1,200.00	1,235.50	103.34	62.85	31.30	2.96
	Uganda	17.88	89.06	211.51	134.00	141.20	398.10	137.49	-36.65	5.37
	Rwanda	1.41	96.74	107.96	111.00	50.40	6760.99	11.60	2.81	-54.59
	Burundi	0.60	40.63	58.50	70.00	62.20	6671.67	43.97	19.66	-11.14
	Rest of Africa	952.07	2,826.12	2,722.71	2,351.00	3,265.60	196.84	-3.66	-13.65	38.90
	EU	1,156.00	2,141.69	2,212.81	1,748.00	3,727.20	85.27	3.32	-21.01	113.23
	UAE	672.00	1,321.25	1,121.67	1,279.00	1,339.50	96.61	-15.11	14.03	4.73
	China	882.50	1,733.69	1,687.91	1,905.00	2,752.50	96.45	-2.64	12.86	44.49
	USA	156.97	351.95	308.43	294.00	525.30	124.21	-12.37	-4.68	78.67
	Japan	556.11	850.01	817.23	736.00	811.44	52.85	-3.86	-9.94	10.25
	India	772.87	1,775.14	1,361.27	3,060.00	3,727.20	129.68	-23.31	124.79	21.80
	Rest of the World	2,576.84	4,123.41	5,739.03	4,811.00	2,023.66	60.02	39.18	-16.17	-57.94
	Total Trade	8,021.25	15,910.90	17,262.96	17,699.00	19,661.70	98.36	8.50	2.53	11.09
Kenya	Uganda	774.12	971.63	977.12	945.75	890.92	25.51	0.57	-3.21	-5.80
	Tanzania	553.59	646.47	713.46	605.70	694.81	16.78	10.36	-15.10	14.71
	Rwanda	138.40	157.37	200.37	168.43	172.38	13.71	27.33	-15.94	2.35
	Burundi	70.72	71.75	66.33	65.62	89.61	1.47	-7.55	-1.07	36.55
	Rest of Africa	2,296.43	2,643.82	2,450.24	2,425.06	2,320.40	15.13	-7.32	-1.03	-4.32
	EU	3,337.49	3,483.49	3,693.18	3,624.30	3,914.66	4.37	6.02	-1.86	8.01
	UAE	1,702.64	2,465.33	2,107.01	1,654.71	1,404.12	44.79	-14.53	-21.47	-15.14
	China	1,556.06	1,662.18	2,037.41	2,166.22	2,903.09	6.82	22.57	6.32	34.02
	USA	780.46	791.79	1,090.43	1,014.26	2,354.41	1.45	37.72	-6.99	132.13
	JAPAN	761.84	663.30	774.30	1,003.62	1,024.54	-12.93	16.73	29.62	2.08
	INDIA	1,410.13	1,778.69	2,393.54	3,108.51	3,108.30	26.14	34.57	29.87	-0.01
	Rest of World	3,742.79	5,082.35	5,836.56	5,461.25	5,642.80	35.79	14.84	-6.43	3.32
	Total Trade	17,124.66	20,418.18	22,339.96	22,243.43	24,520.04	19.23	9.41	-0.43	10.23
Rwanda	Burundi	5.44	12.14	24.56	28.06	25.42	123.22	102.40	14.26	-9.44
	Kenya	162.29	182.25	230.77	204.25	237.23	12.30	26.62	-11.49	16.15
	Tanzania	67.59	75.45	242.67	356.30	248.60	11.63	221.64	46.83	-30.23
	Uganda	159.66	196.38	303.29	290.86	306.23	23.00	54.44	-4.10	5.29
	Rest of Africa	99.10	221.26	230.22	199.76	251.44	123.26	4.05	-13.23	25.87
	EU	251.94	351.03	293.16	284.35	316.81	39.33	-16.49	-3.01	11.42

Table 4 (Ctd): Exports by Country /Region of Destination, 2010-2014(US\$ million)

Partner State	Country/Region	2010	2011	2012	2013	2014	% change			
							2011	2012	2013	2014
Rwanda	Burundi	3.91	8.52	13.63	20.81	19.25	117.90	60.00	52.65	-7.47
	Kenya	38.80	63.85	95.55	83.00	74.12	64.53	49.66	-13.14	-10.69
	Tanzania	2.09	1.55	165.72	275.40	181.14	-25.94	10604.50	66.19	-34.23
	Uganda	5.62	7.24	68.56	87.78	77.91	28.87	846.89	28.03	-11.24
	Total EAC	50.42	81.15	343.46	466.99	352.43	60.95	323.23	35.96	-24.53
	COMESA	20.92	72.00	128.85	119.27	158.16	244.16	78.95	-7.44	32.60
	ECOWAS	0.55	1.92	0.37	0.09	0.12	246.76	-80.93	-75.70	40.34
	SADC	22.78	62.39	110.01	115.33	154.36	173.92	76.31	4.84	33.84
	Rest of Africa	0.27	0.35	0.42	0.25	0.49	31.75	19.63	-39.99	96.17
	EU	45.71	123.25	13.60	7.45	53.13	169.67	-88.97	-45.19	612.96
	o/w United Kingdom	10.89	17.42	2.51	1.65	5.54	60.04	-85.57	-34.44	236.44
	USA	7.37	9.99	6.32	4.47	21.38	35.64	-36.80	-29.21	378.07
	United Arab Emirates	0.38	3.26	0.60	16.55	12.93	746.27	-81.64	2668.74	-21.87
	India	0.09	0.43	0.25	0.23	0.76	382.66	-42.46	-9.52	234.55
	China	17.59	17.59	1.89	0.35	8.00	-0.02	-89.25	-81.67	2208.93
	ROW	50.17	107.16	12.31	5.80	38.86	113.60	-88.51	-52.91	570.39
	Burundi	Kenya	9.84	15.30	3.76	8.01	12.96	55.45	-75.42	113.16
Uganda		2.71	4.97	8.80	5.06	6.42	83.39	77.06	-42.54	27.01
Tanzania		1.36	0.72	5.61	12.13	2.74	-47.06	679.17	116.21	-77.39
Rwanda		2.19	4.877	6.73	9.99	3.33	122.69	37.99	48.49	-66.65
Total EAC		16.10	25.86	24.90	35.19	25.45	60.64	-3.72	41.34	-27.67
COMESA		1.33	0.03	6.49	16.85	52.89	-97.74	21533.33	159.62	213.92
ECOWAS		0.03	0.11	0.18	0.01	0.57	266.67	64.55	-92.03	3824.87
SADC		0.23	0.12	13.40	16.00	51.09	-47.83	11066.67	19.42	219.26
Rest of Africa		0.01	0.01	1.38	0.01	0.85	0.00	13700.00	-99.11	6822.06
EU		37.51	45.06	39.92	9.15	23.95	20.13	-11.41	-77.08	161.76
o/w United Kingdom		15.8	18.00	18.31	1.83	1.18	13.92	1.72	-90.01	-35.67
USA		0.00	0.60	0.62	0.66	0.82	-	3.33	6.92	23.00
United Arab Emirates		6.3	39.20	105.41	78.63	25.09	522.22	168.90	-25.41	-68.09
India		0.10	0.50	0.11	0.06	0.22	400.00	-78.00	-46.85	284.12
China		0.20	1.30	0.61	0.29	1.18	550.00	-53.08	-52.58	309.15
Japan					0.40	0.35				
Rest of World		52.47	88.59	63.68	20.37	31.36	68.82	-28.12	-68.01	53.95

Source: National Statistical Offices and Revenue Authorities of Partner States

Notes:

- (1) COMESA excludes Kenya, Uganda, Burundi and Rwanda
(2) SADC excludes Tanzania
(3) COMESA and SADC have overlapping membership

Table 5a: Intra-EAC Trade of the Major twenty imports, 2013 (Values in US\$ million)

Partner state	Ctry of Origin	HS level	Description of Goods	CIF Values		
Uganda	Kenya	2 digits				
		27	Mineral Fuels, Oils & Product Of Their Distillation; Etc	64.73		
		25	Salt; Sulphur; Earth & Ston; Plastering Mat; Lime & Cem	64.49		
		72	Iron And Steel	54.42		
		39	Plastics And Articles Thereof	37.50		
		22	Beverages, Spirits And Vinegar	37.01		
		30	Pharmaceutical Products	26.57		
		87	Vehicles O/T Railw/Tramw Roll-Stock, Pts & Accessories	23.49		
		48	Paper & Paperboard; Art Of Paper Pulp, Paper/Paperboard	22.46		
		34	Soap, Organic Surface-Active Agents, Washing Prep, Etc	19.70		
		17	Sugars And Sugar Confectionery	14.57		
		73	Articles Of Iron Or Steel.	13.13		
		21	Miscellaneous Edible Preparations.	10.94		
		84	Nuclear Reactors, Boilers, Mchy & Mech Appliance; Parts	10.88		
		85	Electrical Mchy Equip Parts Thereof; Sound Recorder Etc	10.46		
		64	Footwear, Gaiters And The Like; Parts Of Such Articles.	10.41		
		49	Printed Books, Newspapers, Pictures And Other Productsof The Printing Ind	10.12		
		28	Inorgn Chem; Compds Of Prec Met, Radioact Elements Etc	9.84		
		15	Animal/Veg Fats & Oils & Their Cleavage Products; Etc	9.19		
		76	Aluminium And Articles Thereof	9.07		
		24	Tobacco And Manufactured Tobacco Substitutes	8.79		
				4 digits		
				2710	Petroleum Oils, Oils From Bituminous Minerals, Not Crude; Preparations N.	48.26
				2523	Portland Cement, Aluminous Cement, Slag Cement, Supersulphate Cement	38.97
		7210	Iron Or Non-Alloy Steel; Flat-Rolled Products, Width Of 600Mm Or More, Cla	29.86		
		3004	Medicaments; (Not Goods Of Heading No. 3002, 3005 Or 3006) Consisting Of	24.65		
		2501	Salt (Including Table Salt And Denatured Salt); Pure Sodium Chloride Wheth	21.76		
		7209	Iron Or Non-Alloy Steel; Flat-Rolled Products, Width Of 600Mm Or More, Co	19.01		
		3923	Plastic Articles For The Conveyance Or Packing Of Goods;	18.55		
		2207	Ethyl Alcohol, Undenatured; Of An Alcoholic Strength By Volume Of 80% Vo	15.12		
		1704	Sugar Confectionery (Including White Chocolate), Not Containing Cocoa	14.13		
		2203	Beer Made From Malt	12.36		
		2716	Electrical Energy	10.77		
		3402	Organic Surface-Active Agents (Not Soap); Surface-Active, Washing (Includi	10.35		
		8716	Trailers And Semi-Trailers; Other Vehicles, Not Mechanically Propelled; Par	9.81		
		2402	Cigars, Cheroots, Cigarillos And Cigarettes; Of Tobacco Or Of Tobacco Subst	8.79		
		8702	Public-Transport Type Passenger Motor Vehicles	8.08		
		4819	Cartons, Boxes, Cases, Bags And The Like, Of Paper, Paperboard, Cellulose V	7.97		
		1517	Margarine; Edible Mixtures Or Preparations Of Animal Or Vegetable Fats Or	7.37		
		8309	Stoppers, Caps, Lids (Including Crown Corks, Screw Caps, Pouring Stoppers);	6.56		
		3401	Soap; Organic Surface-Active Products In Bars, Etc; Paper With Soap,Etc	6.43		
		7306	Other Tubes, Pipes And Hollow Profiles Of Iron Or	5.89		

Table 5a (Ctd): Intra-EAC Trade of the Major twenty imports, 2013 (Values in US\$ million)

Partner state	Ctry of Origin	HS level	Description of Goods	CIF Values
Uganda	Tanzania	2 digits		
		63	Other Made Up Textile Articles; Sets; Worn Clothing Etc	7.52
		27	Mineral Fuels, Oils & Product Of Their Distillation; Etc	7.28
		70	Glass And Glassware	3.86
		48	Paper & Paperboard; Art Of Paper Pulp, Paper/Paperboard	3.45
		10	Cereals	3.34
		84	Nuclear Reactors, Boilers, Mchy & Mech Appliance; Parts	2.38
		22	Beverages, Spirits And Vinegar	2.30
		39	Plastics And Articles Thereof	2.14
		12	Oil Seed, Oleagi Fruits; Miscell Grain, Seed, Fruit Etc	1.67
		23	Residues & Waste From The Food Indust; Prepr Ani Fodder	1.36
		85	Electrical Mchy Equip Parts Thereof; Sound Recorder Etc	1.35
		15	Animal/Veg Fats & Oils & Their Cleavage Products; Etc	0.96
		72	Iron And Steel	0.94
		33	Essential Oils & Resinoids; Perf, Cosmetic/Toilet Prep	0.89
		07	Edible Vegetables And Certain Roots And Tubers	0.85
		09	Coffee, Tea, Mate And Spices	0.56
		03	Fish & Crustacean, Mollusc & Other Aquatic Invertebrate	0.44
		56	Wadding, Felt & Nonwoven; Yarns; Twine, Cordage, Etc	0.40
		87	Vehicles O/T Railw/Tramw Roll-Stock, Pts & Accessories	0.39
		61	Art Of Apparel & Clothing Access, Knitted Or Crocheted	0.35
		4 digits		
		2710	Petroleum Oils, Etc, (Excl. Crude); Preparations Thereof, Nes	6.21
		6304	Other Furnishing Articles, Nes (Excl. Of 94.04)	5.75
		7010	Carboys, Bottles, Flasks... Ampoules, Etc; Stoppers, Lids..., Of Glass	3.86
		1006	Rice	3.21
		4819	Cartons, Boxes, Etc; Box Files, Etc, Of Paper, Paperboard, Etc	3.01
		2207	Ethyl Alcohol, Undenatured Of >=80% Alcohol, Denatured Spirits	1.87
		6305	Sacks And Bags, Used For Packing Goods	1.74
		2306	Oil-Cake And Other Solid Residues, Of Vegetable Fats	1.36
		8474	Machinery For Sorting..., Agglomerating... Earth, Stone, Ores, Etc	1.33
		1202	Ground-Nuts, Not Roasted Or Otherwise Cooked	1.13
		3923	Articles For The Of Goods, Of Plastics; Stoppers, Etc, Of Plastics	1.01
		3920	Other Plates..., Of Plastics, Not Reinforced, Etc	0.98
		8504	Electrical Transformers, Static Converters And Inductors	0.94
		1512	Sunflower-Seed, Safflower Or Cotton-Seed Oil And Their Fractions	0.93
		2711	Petroleum Gases And Other Gaseous Hydrocarbons	0.77
		3304	Beauty, Make-Up, Skin-Care (Incl. Suntan), Manicure... Preparations	0.55
		0901	Coffee; Coffee Husks And Skins; Coffee Substitutes Containing Coffee	0.55
		2202	Waters (Incl. Mineral And Aerated), With Added Sugar...(Incl. Sweetened)	0.43
		8471	Automatic Data Processing Machines...; Magnetic Readers..., Nes	0.43
		1209	Seeds, Fruits And Spores, Of A Kind Used For Sowing	0.42

Table 5a (Ctd): Intra-EAC Trade of the Major twenty imports, 2013 (Values in US\$ million)

Partner state	Ctry of Origin	HS level	Description of Goods	CIF Values
Uganda	Rwanda			
		72	Iron And Steel	3.09
		41	Raw Hides And Skins (Other Than Furskins) And Leather	1.31
		84	Nuclear Reactors, Boilers, Mchy & Mech Appliance; Parts	0.78
		55	Man-Made Staple Fibres	0.52
		09	Coffee, Tea, Mate And Spices	0.46
		27	Mineral Fuels, Oils & Product Of Their Distillation; Etc	0.26
		34	Soap, Organic Surface-Active Agents, Washing Prep, Etc	0.21
		85	Electrical Mchy Equip Parts Thereof; Sound Recorder Etc	0.18
		68	Art Of Stone, Plaster, Cement, Asbestos, Mica/Sim Mat	0.10
		33	Essential Oils & Resinoids; Perf, Cosmetic/Toilet Prep	0.08
		64	Footwear, Gaiters And The Like; Parts Of Such Articles	0.05
		20	Prep Of Vegetable, Fruit, Nuts Or Other Parts Of Plants	0.04
		73	Articles Of Iron Or Steel	0.04
		44	Wood And Articles Of Wood; Wood Charcoal	0.03
		87	Vehicles O/T Railw/Tramw Roll-Stock, Pts & Accessories	0.03
		22	Beverages, Spirits And Vinegar	0.03
		30	Pharmaceutical Products	0.03
		63	Other Made Up Textile Articles; Sets; Worn Clothing Etc	0.02
		76	Aluminium And Articles Thereof	0.02
		07	Edible Vegetables And Certain Roots And Tubers	0.02
		7204	Ferrous Waste And Scrap; Remelting Scrap Ingots Of Iron Or Steel	3.06
		4101	Raw Hides And Skins Of Bovine Or Equine Animals, Not Tanned	1.31
		5513	Woven Fabrics, <85% Synthetic Staple Fibres, With Cotton, =<170G/M2	0.52
		0901	Coffee; Coffee Husks And Skins; Coffee Substitutes Containing Coffee	0.46
		8468	Machinery And Apparatus For Soldering, Brazing Or Welding	0.38
		2716	Electrical Energy	0.25
		3401	Soap; Organic Surface-Active Products In Bars, Etc; Paper With Soap,Etc	0.21
		8477	Machinery For Working Rubber/Plastics Or Making Products Thereof,Nes	0.17
		8475	Machines For Assembling Electric Lamps, Tubes...; Hot Working Glassware	0.15
		6802	Worked Monumental/Building Stone; Mosaic Cubes; Granules, Chippings...	0.09
		8501	Electric Motors And Generators (Excl. Generating Sets)	0.08
		8517	Electrical Apparatus For Line Telephony Or Line Telegraphy	0.08
		3304	Beauty, Make-Up, Skin-Care (Incl. Suntan), Manicure... Preparations	0.07
		2008	Fruit, Nuts And Other Parts Of Plants, Otherwise Preserved, Nes	0.04
		4413	Densified Wood, In Blocks, Plates, Strips Or Profile Shapes	0.03
		8703	Motor Cars And Other Motor Vehicles For The Transport Of Persons	0.03
		7311	Containers For Compressed Or Liquefied Gas, Of Iron Or Steel	0.03
		2203	Beer Made From Malt	0.03
		8462	Machine-Tools (Incl. Presses) For Working Metal By Forging, Etc	0.03
		3002	Human Blood; Animal Blood; Antisera, Etc; Vaccines, Toxins, Etc	0.03

Table 5a (Ctd): Intra-EAC Trade of the Major twenty imports, 2013 (Values in US\$ million)

Partner state	Ctry of Origin	HS level	Description of Goods	CIF Values
Uganda	Burundi			
		72	Iron And Steel	0.18
		41	Raw Hides And Skins (Other Than Furskins) And Leather	0.08
		09	Coffee, Tea, Mate And Spices	0.06
		52	Cotton	0.04
		70	Glass And Glassware	0.04
		84	Nuclear Reactors, Boilers, Mchy & Mech Appliance; Parts	0.02
		94	Furniture; Bedding, Mattress, Matt Support, Cushion Etc	0.02
		63	Other Made Up Textile Articles; Sets; Worn Clothing Etc	0.00
		29	Organic Chemicals	0.00
		85	Electrical Mchy Equip Parts Thereof; Sound Recorder Etc	0.00
		96	Miscellaneous Manufactured Articles	0.00
		17	Sugars And Sugar Confectionery	0.00
		21	Miscellaneous Edible Preparations	0.00
		33	Essential Oils & Resinoids; Perf, Cosmetic/Toilet Prep	0.00
		39	Plastics And Articles Thereof	0.00
		22	Beverages, Spirits And Vinegar	0.00
		28	Inorgn Chem; Comps Of Prec Met, Radioact Elements Etc	0.00
		97	Works Of Art, Collectors' Pieces And Antiques	0.00
		01	Live Animals	-
		05	Products Of Animal Origin, Nes Or Included.	-
		7204	Ferrous Waste And Scrap; Remelting Scrap Ingots Of Iron Or Steel	0.18
		4101	Raw Hides And Skins Of Bovine Or Equine Animals, Not Tanned	0.08
		0901	Coffee; Coffee Husks And Skins; Coffee Substitutes Containing Coffee	0.06
		5201	Cotton, Not Carded Or Combed	0.04
		7010	Carboys, Bottles, Flasks... Ampoules, Etc; Stoppers, Lids..., Of Glass	0.04
		8422	Dish Washing Machines; Machinery For Cleaning..., Filling..., Aerating	0.02
		9403	Other Furniture And Parts Thereof	0.02
		6309	Worn Clothing And Other Worn Articles	0.00
		2915	Saturated Acyclic Monocarboxylic Acids And Their... Derivatives	0.00
		8521	Video Recording Or Reproducing Apparatus	0.00
		9605	Travel Sets For Personal Toilet, Sewing Or Shoe Or Clothes Cleaning	0.00
		1701	Cane Or Beet Sugar And Chemically Pure Sucrose, In Solid Form	0.00
		1702	Other Sugars In Solid Form; Sugar Syrups; Artificial Honey And Caramel	0.00
		2102	Yeasts; Other Single-Cell Micro-Organisms, Dead; Prepared Baking Powders	0.00
		2106	Food Preparations Not Elsewhere Specified Or Included	0.00
		3304	Beauty, Make-Up, Skin-Care (Incl. Suntan), Manicure... Preparations	0.00
		3923	Articles For The Of Goods, Of Plastics; Stoppers, Etc, Of Plastics	0.00
		2208	Undenatured Ethyl Alcohol Of An Alcoholic Strength <80%; Spirits, Etc	0.00
		2849	Carbides	0.00
		9703	Original Sculptures And Statuary, In Any Material	0.00

Table 5a (Ctd): Intra-EAC Trade of the Major twenty imports, 2014 (Values in US\$ million)

Partner state	Ctry of Origin	HS level	Description of Goods	CIF Values
Kenya	Uganda	2 digits		
		24	Tobacco And Manufactured Tobacco Substitutes.	71.80
		12	Oil Seeds And Oleaginous Fruits; Miscellaneous Gra	20.88
		04	Dairy Produce; Birds' Eggs; Natural Honey; Edible	20.50
		07	Edible Vegetables And Certain Roots And Tubers.	14.97
		09	Coffee, Tea, Maté And Spices.	8.68
		10	Cereals.	8.45
		44	Wood And Articles Of Wood; Wood Charcoal.	6.65
		23	Residues And Waste From The Food Industries; Prepa	5.74
		15	Animal Or Vegetable Fats And Oils And Their Cleava	4.71
		72	Iron And Steel.	3.48
		48	Paper And Paperboard; Articles Of Paper Pulp, Of P	3.42
		41	Raw Hides And Skins (Other Than Furskins) And Leat	3.38
		17	Sugars And Sugar Confectionery.	2.00
		52	Cotton.	1.80
		22	Beverages, Spirits And Vinegar.	1.54
		90	Optical, Photographic, Cinematographic, Measuring,	1.05
		08	Edible Fruit And Nuts; Peel Of Citrus Fruit Or Mel	1.03
		84	Nuclear Reactors, Boilers, Machinery And Mechanica	0.90
		20	Preparations Of Vegetables, Fruit, Nuts Or Other P	0.86
		30	Pharmaceutical Products.	0.59
		4 digits		
		2401	Unmanufactured Tobacco; Tobacco Refuse	71.77
		0402	Milk And Cream, Concentrated Or Sweetened	14.16
		1207	Other Oil Seeds And Oleaginous Fruits	13.82
		0902	Tea	8.54
		0708	Leguminous Vegetables, Shelled Or Unshelled, Fresh	8.30
		0401	Milk And Cream, Not Concentrated Or Sweetened	5.87
		0713	Dried Leguminous Vegetables, Shelled	5.70
		1005	Maize(Corn)	5.14
		1202	Ground-Nuts, Not Roasted Or Otherwise Cooked	4.86
		2304	Oil Cake From Soya Bean Oil	4.36
		1512	Sunflower-Seed, Safflower Or Cotton-Seed Oil And T	3.57
		4104	Leather Of Bovine Or Equine Animals, Without Hair	3.38
		4403	Wood In The Rough Or Roughly Squared	2.46
		1008	Buckwheat, Millet And Canary Seed And Other Cereal	2.42
		4410	Particle Board And Similar Board Of Wood Or Other	2.42
		1201	Soya Beans	1.82
		5203	Cotton, Carded Or Combed	1.77
		4819	Cartons, Boxes, Etc; Box Files, Etc, Of Paper, Pap	1.74
		4413	Densified Wood, In Blocks, Plates, Strips Or Profi	1.64
		1701	Cane Or Beet Sugar And Chemically Pure Sucrose, In	1.41

Table 5a (Ctd): Intra-EAC Trade of the Major twenty imports, 2013 (Values in US\$ million)

Partner state	Ctry of Origin	HS level	Description of Goods	CIF Values		
Kenya	Tanzania	2 digits				
		48	Paper And Paperboard; Articles Of Paper Pulp, Of P	23.85		
		27	Mineral Fuels, Mineral Oils And Products Of Their	16.14		
		63	Other Made Up Textile Articles; Sets; Worn Clothin	15.25		
		10	Cereals.	8.70		
		07	Edible Vegetables And Certain Roots And Tubers.	6.02		
		73	Articles Of Iron Or Steel.	5.99		
		23	Residues And Waste From The Food Industries; Prepa	5.59		
		22	Beverages, Spirits And Vinegar.	4.73		
		52	Cotton.	4.42		
		24	Tobacco And Manufactured Tobacco Substitutes.	3.64		
		17	Sugars And Sugar Confectionery.	3.04		
		15	Animal Or Vegetable Fats And Oils And Their Cleava	3.00		
		84	Nuclear Reactors, Boilers, Machinery And Mechanica	2.64		
		74	Copper And Articles Thereof.	2.57		
		44	Wood And Articles Of Wood; Wood Charcoal.	2.55		
		12	Oil Seeds And Oleaginous Fruits; Miscellaneous Gra	2.48		
		05	Products Of Animal Origin, Not Elsewhere Specified	2.11		
		09	Coffee, Tea, Maté And Spices.	2.06		
		60	Knitted Or Crocheted Fabrics.	2.05		
		70	Glass And Glassware.	1.91		
		4 digits				
		4804	Uncoated Kraft Paper And Paperboard, In Rolls Or S	21.06		
		2711	Petroleum Gases And Other Gaseous Hydrocarbons	9.88		
		6305	Sacks And Bags, Used For Packing Goods	8.41		
		1005	Maize(Corn)	6.92		
		6304	Other Furnishing Articles, Nes (Excl. Of 94.04)	6.04		
		2306	Oil-Cake And Other Solid Residues, Of Vegetable Fa	4.72		
		2208	Undenatured Ethyl Alcohol Of An Alcoholic Strength	3.77		
		0713	Dried Leguminous Vegetables, Shelled	3.70		
		7306	Other Tubes, Pipes And Hollow Profiles Of Iron Or	3.70		
		2401	Unmanufactured Tobacco; Tobacco Refuse	3.63		
		1512	Sunflower-Seed, Safflower Or Cotton-Seed Oil And T	3.00		
		2701	Coal; Briquettes, Ovoids And Similar Solid Fuels M	2.77		
		2710	Petroleum Oils And Oils Obtained From Bituminous M	2.75		
		7408	Copper Wire	2.54		
		1701	Cane Or Beet Sugar And Chemically Pure Sucrose, In	2.37		
		1208	Flours And Meals Of Oil Seeds Or Oleaginous Fruits	2.33		
		0511	Animal Products, Nes; Dead Of Chapters 1 And 3, Un	2.11		
		4821	Paper Or Paperboard Labels Of All Kinds, Whether O	2.10		
		6006	Other Knitted Or Crocheted Fabrics.	2.04		
		7010	Carboys, Bottles, Flasks... Ampoules, Etc; Stopper	1.91		

Table 5a (Ctd): Intra-EAC Trade of the Major twenty imports, 2014 (Values in US\$ million)

Partner state	Ctry of Origin	HS level	Description of Goods	CIF Values		
Kenya	Rwanda	2 digits				
		41	Raw Hides And Skins (Other Than Furskins) And Leat	9.44		
		09	Coffee, Tea, Maté And Spices.	2.07		
		87	Vehicles Other Than Railway Or Tramway Rolling-Sto	0.05		
		25	Salt; Sulphur; Earths And Stone; Plastering Materi	0.02		
		49	Printed Books, Newspapers, Pictures And Other Prod	0.02		
		63	Other Made Up Textile Articles; Sets; Worn Clothin	0.02		
		85	Electrical Machinery And Equipment And Parts There	0.01		
		90	Optical, Photographic, Cinematographic, Measuring,	0.01		
		88	Aircraft, Spacecraft, And Parts Thereof.	0.01		
		84	Nuclear Reactors, Boilers, Machinery And Mechanica	0.01		
		40	Rubber And Articles Thereof.	0.01		
		33	Essential Oils And Resinoids; Perfumery, Cosmetic	0.01		
		39	Plastics And Articles Thereof.	0.00		
		47	Pulp Of Wood Or Of Other Fibrous Cellulosic Materi	0.00		
		22	Beverages, Spirits And Vinegar.	0.00		
		30	Pharmaceutical Products.	0.00		
		38	Miscellaneous Chemical Products.	0.00		
		4 digits				
		4103	Other Raw Hides And Skins, Fresh Or Preserved, Not	6.10		
		4101	Raw Hides And Skins Of Bovine Or Equine Animals, N	3.35		
		0902	Tea	1.79		
		0901	Coffee; Coffee Husks And Skins; Coffee Substitutes	0.28		
		8703	Motor Cars And Other Motor Vehicles For The Transp	0.04		
		4901	Printed Books, Brochures, Leaflets And Similar Pri	0.02		
		6309	Worn Clothing	0.02		
		2506	Quartz; Quartzite	0.01		
		8543	Electrical Machines And Apparatus, Having Individu	0.01		
		2516	Granite, Porphyry, Etc, And Other Monumental Or Bu	0.01		
		8803	Parts Of Goods Of 88.01 Or 88.02	0.01		
		8708	Parts And Accessories Of The Motor Vehicles Of 87.	0.01		
		4011	New Pneumatic Tyres, Of Rubber	0.01		
		9018	Instruments And Appliances Used In Medical, Surgic	0.01		
		8443	Printing Machinery; Machines For Uses Ancillary To	0.01		
		9010	Apparatus And Equipment For Photographic Laborator	0.00		
		3926	Other Articles Of Plastics, Nes	0.00		
		3305	Preparations For Use On The Hair	0.00		
		8471	Automatic Data Processing Machines...; Magnetic Re	0.00		
		4707	Waste And Scrap Of Paper Or Paperboard	0.00		
		2 digits				
		09	Coffee, Tea, Maté And Spices.	0.42		
		41	Raw Hides And Skins (Other Than Furskins) And Leat	0.19		
		63	Other Made Up Textile Articles; Sets; Worn Clothin	0.00		
		25	Salt; Sulphur; Earths And Stone; Plastering Materi	0.00		
		84	Nuclear Reactors, Boilers, Machinery And Mechanica	0.00		
4 digits						
0902	Tea	0.42				
4104	Leather Of Bovine Or Equine Animals, Without Hair	0.19				
6310	Used Or New Rags, Scrap Twine, Cordage, Rope And C	0.00				
2508	Other Clays, Andalusite, Kyanite, Etc; Mullite; Ch	0.00				
2516	Granite, Porphyry, Etc, And Other Monumental Or Bu	0.00				
6309	Worn Clothing	0.00				
8471	Automatic Data Processing Machines...; Magnetic Re	0.00				

Table 5a (Ctd): Intra-EAC Trade of the Major twenty imports, 2013 (Values in US\$ million)

Partner state	Ctry of Origin	HS level	Description of Goods	CIF Values		
Tanzania	Kenya	2 Digits				
		87	Vehicles O/T Railw/Tranw Rool-Stock, Pts & Accessories	30.00		
		30	Pharmaceutical Products	28.00		
		27	Mineral Fuels, Oils & Product Of Their Distillation; Etc	23.00		
		15	Animal/Veg Fats & Oil & Their Cleavage Products; Etc	21.00		
		25	Salt; Sulphur; Earth & Ston; Plastering Mat; Lime & Cem	21.00		
		34	Soap, Organic Surface-Active Agents, Washing Prep, Etc	19.00		
		85	Electrical Mchy Equip Parts Thereof; Sound Recorder Etc	19.00		
		39	Plastics And Articles Thereof	17.00		
		84	Nuclear Reactors, Boilers, Mchy & Mech Appliance; Parts	16.00		
		28	Inorgn Chem; Compds Of Prec Met, Radioact Elements Etc	12.00		
		76	Aluminium And Articles Thereof	11.00		
		17	Sugars And Sugar Confectionery	9.00		
		73	Articles Of Iron And Steel	8.00		
		04	Dairy Prod; Birds' Eggs; Natural Honey; Edible Prod Nes	7.00		
		38	Miscellaneous Chemical Products	7.00		
		94	Furniture; Bedding, Mattress, Matt Support, Cushion Etc	7.00		
		40	Rubber And Articles Thereof	6.00		
		48	Paper & Paperboard; Art Of Paper Pulp, Paper/Paperboard	6.00		
		02	Meat And Edible Meat Offal	5.00		
		72	Iron And Steel	5.00		
				4 Digits		
				3004	Medicaments Of Mixed Or Unmixed Products, For Retail Sale	27.00
				2710	Petroleum Oils And Oils Obtained From Bituminous Minerals, Other Than Cr	21.00
				2523	Portland Cement, Aluminous Cement, Persulphate Cement, Etc	13.00
				3923	Articles For Conveyance Or Packing Of Goods, Of Plastics	12.00
				8716	Trailers And Semi-Trailers; Other Vehicles, Not Machanically Propelled	11.00
		1704	Sugar Confectionery (Incl. White Chocolate), Not Containing Cocoa	9.00		
		3401	Soap; Organic Surface-Active Products In Bars, Etc; Paper With Soap, Etc	9.00		
		2501	Salt/Pure Sodium Chloride Whether Or Not Cont Ant-Caking Agents; Seawat	8.00		
		3402	Non-Soap Surface-Active Agents; Washing Preparations In Powder, Liquid E	8.00		
		8507	Electric Accumulators (Incl. Separators Therefor)	8.00		
		1516	Animal Or Vegetable Fats And Oils And Fractions, Hydrogenated, Etc	7.00		
		1517	Margarine; Edible Preparations Of Animal Or Vegetable Fats Or Oils, Nes	7.00		
		7615	Table, Kitchen, Household And Sanitary Articles... Of Aluminium	7.00		
		8702	Public-Transport Type Passenger Motor Vehicles	7.00		
		0401	Milk And Cream, Not Concentrated Or Sweetened	6.00		
		1511	Palm Oil And Its Fractions Wheather Or Not Refined Not Chemically Modifie	5.00		
		3808	Insecticides, Rodenticides... And Similar Products, For Retail Sale	5.00		
		4011	New Pneumatic Tyres, Of Rubber	5.00		
		8309	Stoppers, Caps And Lids, Capsules For Bottles... Of Base Metal	5.00		
		8701	Tractors (Excl. Tractors Of 87.09)	5.00		

Table 5a (Ctd): Intra-EAC Trade of the Major twenty imports, 2013 (Values in US\$ million)

Partner state	Ctry of Origin	HS level	Description of Goods	CIF Values		
Tanzania	Uganda	2 Digits				
		10	Cereals	23.00		
		85	Electrical Mchy Equip Parts Thereof; Sound Recorder Etc	13.00		
		87	Vehicles O/T Railw/Tranw Rool-Stock, Pts & Accessories	7.00		
		23	Residues & Waste From The Food Indust; Prepr Ani Fodder	3.00		
		84	Nuclear Reactors, Boilers, Mchy & Mech Appliance; Parts	2.00		
		04	Dairy Prod; Birds' Eggs; Natural Honey; Edible Prod Nes	1.00		
		07	Edible Vegetables And Certain Roots And Tubers	1.00		
		11	Prod Mill Indust; Malt; Starches; Insulin; Wheat Gluten	1.00		
		15	Animal/Veg Fats & Oil & Their Cleavage Products; Etc	1.00		
		22	Beverages, Spirits And Vinegar	1.00		
		24	Tobacco And Manufactured Tobacco Substitutes	1.00		
		30	Pharmaceutical Products	1.00		
		33	Essential Oils & Resinoids; Perf, Cosmetic/Toilet Prep	1.00		
		34	Soap, Organic Surface-Active Agents, Washing Prep, Etc	1.00		
		44	Wood And Articles Of Wood; Wood Charcoal	1.00		
		01	Live Animals	0.00		
		06	Live Tree & Other Plant; Bulb, Root; Cut Flowers Etc	0.00		
		09	Coffee, Tea, Mate And Spices	0.00		
		12	Oil Seed, Oleagi Fruits; Miscell Grain, Seed, Fruit Etc	0.00		
		14	Vegetable Plaiting Materials; Vegetable Products Nes	0.00		
				4 Digits		
				8517	Electrical Apparatus For Line Telephony Or Line Telegraphy	13.00
				1005	Maize (Corn)	12.00
				1008	Buckwheat, Millet And Canary Seed And Other Cereals, Nes	11.00
				8704	Motor Vehicles For The Transport Of Goods	5.00
				2304	Oil Cake From Soya Bean Oil	3.00
		0401	Milk And Cream, Not Concentrated Or Sweetened	1.00		
		0713	Dried Leguminous Vegetables, Shelled	1.00		
		1102	Cereal Flours, (Excl. Wheat Or Meslin)	1.00		
		1512	Sunflower-Seed, Safflower Or Cotton-Seed Oil And Their Fractions	1.00		
		1516	Animal Or Vegetable Fats And Oils And Fractions, Hydrogenated, Etc	1.00		
		2201	Waters, (Incl. Mineral Waters And Aerated Waters); Ice And Snow	1.00		
		2401	Unmanufactured Tobacco; Tobacco Refuse	1.00		
		3004	Medicaments Of Mixed Or Unmixed Products, For Retail Sale	1.00		
		3401	Soap; Organic Surface-Active Products In Bars, Etc; Paper With Soap, Etc	1.00		
		4404	Hoopwood; Split Poles; Piles, Etc; Wooden Sticks, Etc; Chipwood	1.00		
		8459	Machine-Tools For Drilling, Boring, Milling... By Removing Metal	1.00		
		8502	Electric Generating Sets And Rotary Converters	1.00		
		8703	Motor Cars And Other Motor Vehicles For The Transport Of Persons	1.00		
		0105	Live Poultry	0.00		
		0402	Milk And Cream, Concentrated Or Sweetened	0.00		

Table 5a (Ctd): Intra-EAC Trade of the Major twenty imports, 2013 (Values in US\$ million)

Partner state	Ctry of Origin	HS level	Description of Goods	CIF Values
Tanzania	Burundi	2 Digits		
		84	Nuclear Reactors, Boilers, Mchy & Mech Appliance; Parts	1.00
		87	Vehicles O/T Railw/Tranw Rool-Stock, Pts & Accessories	1.00
		22	Beverages, Spirits And Vinegar	0.00
		32	Tanning/Dyeing Extract; Tannins & Derivs; Pigm Etc	0.00
		38	Miscellaneous Chemical Products	0.00
		73	Articles Of Iron And Steel	0.00
		76	Aluminium And Articles Thereof	0.00
		83	Miscellaneous Articles Of Basee Metal	0.00
		85	Electrical Mchy Equip Parts Thereof; Sound Recorder Etc	0.00
		90	Optical, Photo, Cine, Meas, Checking, Precision, Etc	0.00
		96	Miscellaneous Manufactured Articles	0.00
		4 Digits		
		8429	Self-Propelled Bulldozers, Angledozer, Graders, Levellers, Etc	1.00
		8704	Motor Vehicles For The Transport Of Goods	1.00
		2203	Beer Made From Malt	0.00
		3209	Paints And Varnishes, In An Aqueous Medium	0.00
		3824	Prepared Binders For Foundry Mould Or Cores	0.00
		7308	Iron/Steel Structures And Parts Thereof; Plates, Rods... Therefor	0.00
		7615	Table, Kitchen, Household And Sanitary Articles... Of Aluminium	0.00
		8302	Base Metal Mountings, Fittings...; Hat-Racks...; Door Closers	0.00
		8420	Calendering Or Other Rolling Machines And Cylinders Therefor	0.00
		8423	Weighing Machinery; Weighing Machine Weights Of All Kinds	0.00
		8443	Printing Machinery; Machines For Uses Ancillary To Printing	0.00
		8466	Parts And Accessories For Machines Of 84.56 To 84.65; Tool Holders	0.00
		8477	Machinery For Working Rubber/Plastics Or Making Products Thereof, Nes	0.00
		8479	Machines And Mechanical Appliances, Having Individual Functions, Nes	0.00
		8504	Electrical Transformers, Static Converters And Inductors	0.00
		8516	Electric Water And Space Heaters, Hair-Dressing Apparatus, Irons, Etc	0.00
		8517	Electrical Apparatus For Line Telephony Or Line Telegraphy	0.00
		8527	Reception Apparatus For Radio-Broadcasting...	0.00
		8544	Insulated Wire, Cable, Etc; Optical Fibre Cables	0.00
		8701	Tractors (Excl. Tractors Of 87.09)	0.00

Table 5a (Ctd): Intra-EAC Trade of the Major twenty imports, 2013 (Values in US\$ million)

Partner state	Ctry of Origin	HS level	Description of Goods	CIF Values
Tanzania	Rwanda	2 Digits		
		31	Fertilisers	1.00
		07	Edible Vegetables And Certain Roots And Tubers	0.00
		09	Coffee, Tea, Mate And Spices	0.00
		22	Beverages, Spirits And Vinegar	0.00
		25	Salt; Sulphur; Earth & Ston; Plastering Mat; Lime & Cem	0.00
		30	Pharmaceutical Products	0.00
		32	Tanning/Dyeing Extract; Tannins & Derivs; Pigm Etc	0.00
		33	Essential Oils & Resinoids; Perf, Cosmetic/Toilet Prep	0.00
		37	Photographic Or Cinematographic Goods	0.00
		39	Plastics And Articles Thereof	0.00
		40	Rubber And Articles Thereof	0.00
		44	Wood And Articles Of Wood; Wood Charcoal	0.00
		49	Printed Books, Newspapers, Pictures & Other Product Etc	0.00
		56	Wadding, Felt & Nonwoven; Yarns; Twine, Cordage, Etc	0.00
		60	Knitted Or Crocheted Fabrics	0.00
		61	Art Of Apparel & Clothing Access, Knitted Or Crocheted	0.00
		63	Other Made Up Textile Articles; Sets; Worn Clothing Etc	0.00
		68	Art Of Stone, Plaster, Cement, Asbestos, Mica/Sim Mat	0.00
		69	Ceramic Products	0.00
		70	Glass And Glassware	0.00
		4 Digits		
		3105	Mineral Or Chemical Fertilizers, Nes; Other Fertilizers; Goods =<10Kg	1.00
		0701	Potatoes, Fresh Or Chilled	0.00
		0713	Dried Leguminous Vegetables, Shelled	0.00
		0901	Coffee; Coffee Husks And Skins; Coffee Substitutes Containing Coffee	0.00
		2203	Beer Made From Malt	0.00
		2508	Other Clays, Andalusite, Kyanite, Etc; Mullite; Chamotte Or Dinas Earths	0.00
		3002	Human Blood; Animal Blood; Antisera, Etc; Vaccines, Toxins, Etc	0.00
		3209	Paints And Varnishes, In An Aqueous Medium	0.00
		3304	Beauty, Make-Up, Skin-Care (Incl. Suntan), Manicure... Preparations	0.00
		3707	Chemical Preparations For Photographic Uses	0.00
		3917	Tubes, Pipes And Hoses, And Fittings Therefor, Of Plastics	0.00
		3920	Other Plates..., Of Plastics, Not Reinforced, Etc	0.00
		3923	Articles For Conveyance Or Packing Of Goods, Of Plastics	0.00
		3925	Builders' Ware Of Plastics, Nes	0.00
		4009	Tubes, Pipes And Hoses, Of Vulcanized Rubber (Excl. Hard)	0.00
		4010	Conveyor Or Transission Belts Or Belting, Of Vulcanised Rubber	0.00
		4011	New Pneumatic Tyres, Of Rubber	0.00
		4016	Other Articles Of Vulcanized Rubber, Nes (Excl. Hard Rubber)	0.00
		4419	Tableware And Kitchenwear, Of Wood	0.00
		4901	Printed Books, Brochures, Leaflets And Similar Printed Matter	0.00

Table 5a (Ctd): Intra-EAC Trade of the Major twenty imports, 2013 (Values in US\$ million)

Partner state	Ctry of Origin	HS level	Description of Goods	CIF Values		
Rwanda	Kenya	2 digits				
		72	Iron and steel	16.64		
		15	Animal or vegetable fats and oils and their cleavage products;prepared edib	8.08		
		48	Paper and paperboard; articles of paper pulp,of paper or of paperboard	7.33		
		25	Salt; sulphur; earths and stone;plastering materials, lime and cement	6.25		
		85	Electrical machinery and equipment and parts thereof;sound recorders and	6.20		
		39	Plastics and articles thereof	6.15		
		27	Mineral fuels, mineral oils and products of their distillation;bituminous sub	6.02		
		49	Printed books, newspapers, pictures and other products of the printing indu	5.44		
		64	Footwear, gaiters and the like; parts of such articles	4.91		
		24	Tobacco and manufactured tobacco substitutes	4.58		
		30	Pharmaceutical products	4.26		
		34	Soap, organic surface-active agents, washing preparations,lubricating prepa	3.69		
		73	Articles of iron or steel	3.53		
		17	Sugars and sugar confectionery	3.52		
		84	Nuclear reactors, boilers, machineryand mechanical appliances; parts there	3.52		
		10	Cereals	2.69		
		32	Tanning or dyeing extracts; tannins and their derivatives; dyes,pigments and	1.99		
		40	Rubber and articles thereof	1.65		
		76	Aluminium and articles thereof	1.62		
		90	Optical, photographic,cinematographic, measuring, checking,precision, med	1.56		
				4 digits		
				7210	Flat-rolled products of iron or non-alloy steel, of a width of 600 mm or more	12.21
				1511	Palm oil and its fractions, whether or not refined, but not chemically modifi	5.52
				2710	Petroleum oils and oils obtained from bituminous minerals, other than crud	5.48
				4901	Printed books, brochures, leaflets and similar printed matter, whether or no	4.59
				2402	Cigars, cheroots, cigarillos and cigarettes, of tobacco or of tobacco substitute	4.58
				2501	Salt (including table salt and denatured salt) and pure sodium chloride, whe	4.02
				3004	Medicaments (excluding goods of heading 30.02, 30.05 or 30.06) consisting o	3.76
				4819	Cartons, boxes, cases, bags and other packing containers, of paper, paperbo	3.75
				1704	Sugar confectionery (including white chocolate), not containing cocoa.	3.43
				6402	Other footwear with outer soles and uppers of rubber or plastics.	3.07
				8544	Insulated (including enamelled or anodised) wire, cable (including co-axial	2.65
				7214	Other bars and rods of iron or non-alloy steel, not further worked than forge	2.34
				4820	Registers, account books, note books, order books, receipt books, letter pac	2.19
				2523	Portland cement, aluminous cement, slag cement, supersulphate cement a	1.93
				3402	Organic surface-active agents (other than soap); surface-active preparations	1.86
				3924	Tableware, kitchenware, other household articles and toilet articles, of plas	1.72
				3917	Tubes, pipes and hoses, and fittings therefor (for example, joints, elbows, f	1.50
				1005	Maize (corn).	1.38
				3105	Mineral or chemical fertilisers containing two or three of the fertilising eler	1.31
		1001	Wheat and meslin.	1.29		

Table 5a (Ctd): Intra-EAC Trade of the Major twenty imports, 2013 (Values in US\$ million)

Partner state	Ctry of Origin	HS level	Description of Goods	CIF Values		
Rwanda	Tanzania	2 digits				
		31	Fertilisers	23.01		
		12	Oil seeds and oleaginous fruits; miscellaneous grains,seeds and fruit; indust	11.88		
		25	Salt; sulphur; earths and stone;plastering materials, lime and cement	6.91		
		03	Fish and crustaceans, molluscs and other aquatic invertebrates	5.13		
		10	Cereals	4.78		
		27	Mineral fuels, mineral oils and products of their distillation;bituminous sub	4.70		
		72	Iron and steel	3.80		
		70	Ceramic products	3.66		
		22	Beverages, spirits and vinegar	2.15		
		33	Essential oils and resinoids; perfumery,cosmetic or toilet preparations	2.12		
		39	Plastics and articles thereof	1.48		
		07	Edible vegetables and certain roots and tubers	1.46		
		63	Other made up textile articles; sets;worn clothing and worn textile articles;	1.38		
		19	Preparations of cereals, flour, starch or milk;pastrycooks' products	1.26		
		48	Paper and paperboard; articles of paper pulp,of paper or of paperboard	1.18		
		32	Tanning or dyeing extracts; tannins and their derivatives; dyes,pigments and	0.59		
		08	Edible fruit and nuts; peel of citrus fruit or melons	0.58		
		84	Nuclear reactors, boilers, machineryand mechanical appliances; parts there	0.58		
		73	Articles of iron or steel	0.55		
		36	Explosives; pyrotechnic products; matches;pyrophoric alloys; certain combu	0.50		
				4 digits		
				3105	Mineral or chemical fertilisers containing two or three of the fertilising eler	16.05
				1202	Ground-nuts, not roasted or otherwise cooked, whether or not shelled or br	8.56
				2523	Portland cement, aluminous cement, slag cement, supersulphate cement a	6.65
				0305	Fish, dried, salted or in brine; smoked fish, whether or not cooked before o	5.10
				3102	Mineral or chemical fertilisers, nitrogenous.	4.52
				7010	Carboys, bottles, flasks, jars, pots, phials, ampoules and other containers, o	3.62
				1211	Plants and parts of plants (including seeds and fruits), of a kind used primar	3.32
				7214	Other bars and rods of iron or non-alloy steel, not further worked than forge	2.79
				3104	Mineral or chemical fertilisers, potassic.	2.40
				1006	Rice.	2.23
				2712	Petroleum jelly; paraffin wax, micro-crystalline petroleum wax, slack wax, c	1.97
				2202	Waters, including mineral waters and aerated waters, containing added sug	1.94
				1001	Wheat and meslin.	1.90
				3304	Beauty or make-up preparations and preparations for the care of the skin (o	1.66
				2711	Petroleum gases and other gaseous hydrocarbons.	1.59
				1905	Bread, pastry, cakes, biscuits and other bakers' wares, whether or not conta	1.26
				6305	Sacks and bags, of a kind used for the packing of goods.	1.17
				0708	Leguminous vegetables, shelled or unshelled, fresh or chilled.	0.61
				1005	Maize (corn).	0.59
		3923	Articles for the conveyance or packing of goods, of plastics; stoppers, lids, ca	0.59		

Table 5a (Ctd): Intra-EAC Trade of the Major twenty imports, 2013 (Values in US\$ million)

Partner state	Ctry of Origin	HS level	Description of Goods	CIF Values
Rwanda	Uganda	2 digits		
		25	Salt; sulphur; earths and stone; plastering materials, lime and cement	59.36
		15	Animal or vegetable fats and oils and their cleavage products; prepared edible fats	53.50
		34	Soap, organic surface-active agents, washing preparations, lubricating preparations	15.34
		72	Iron and steel	7.56
		10	Cereals	7.51
		48	Paper and paperboard; articles of paper pulp, of paper or of paperboard	5.92
		73	Articles of iron or steel	5.86
		39	Plastics and articles thereof	4.98
		07	Edible vegetables and certain roots and tubers	4.31
		22	Beverages, spirits and vinegar	4.20
		03	Fish and crustaceans, molluscs and other aquatic invertebrates	3.30
		32	Tanning or dyeing extracts; tannins and their derivatives; dyes, pigments and colorants	2.94
		44	Wood and articles of wood; wood charcoal	2.93
		33	Essential oils and resinoids; perfumery, cosmetic or toilet preparations	2.67
		30	Pharmaceutical products	1.98
		19	Preparations of cereals, flour, starch or milk; pastrycooks' products	1.57
		20	Preparations of vegetables, fruit, nuts or other parts of plants	1.33
		36	Explosives; pyrotechnic products; matches; pyrophoric alloys; certain combustible	1.33
		04	Dairy produce; birds' eggs; natural honey; edible products of animal origin, not	1.26
		64	Footwear, gaiters and the like; parts of such articles	1.25
		4 digits		
		2523	Portland cement, aluminous cement, slag cement, supersulphate cement and	58.23
		1516	Animal or vegetable fats and oils and their fractions, partly or wholly hydrogenated	32.87
		1511	Palm oil and its fractions, whether or not refined, but not chemically modified	18.88
		3401	Soap; organic surface-active products and preparations for use as soap, in the	12.89
		1005	Maize (corn).	6.49
		7306	Other tubes, pipes and hollow profiles (for example, open seam or welded,	4.00
		4819	Cartons, boxes, cases, bags and other packing containers, of paper, paperboard	3.72
		3208	Paints and varnishes (including enamels and lacquers) based on synthetic polymer	2.80
		0305	Fish, dried, salted or in brine; smoked fish, whether or not cooked before or	2.58
		3402	Organic surface-active agents (other than soap); surface-active preparations	2.44
		7208	Flat-rolled products of iron or non-alloy steel, of a width of 600 mm or more	2.41
		2208	Undenatured ethyl alcohol of an alcoholic strength by volume of less than 80	2.39
		3917	Tubes, pipes and hoses, and fittings therefor (for example, joints, elbows, fl	2.21
		4403	Wood in the rough, whether or not stripped of bark or sapwood, or roughly	2.01
		7217	Wire of iron or non-alloy steel.	1.82
		0714	Manioc, arrowroot, salep, Jerusalem artichokes, sweet potatoes and similar	1.70
		7214	Other bars and rods of iron or non-alloy steel, not further worked than forged	1.69
		3004	Medicaments (excluding goods of heading 30.02, 30.05 or 30.06) consisting of	1.64
		1905	Bread, pastry, cakes, biscuits and other bakers' wares, whether or not contain	1.56
		3305	Preparations for use on the hair.	1.45

Table 5a (Ctd): Intra-EAC Trade of the Major twenty imports, 2013 (Values in US\$ million)

Partner state	Ctry of Origin	HS level	Description of Goods	CIF Values
Rwanda	Burundi	2 digit level		
		72	Iron and steel	1.37
		34	Soap, organic surface-active agents, washing preparations, lubricating preparations	1.17
		07	Edible vegetables and certain roots and tubers	0.81
		09	Coffee, tea, mate and spices	0.79
		39	Plastics and articles thereof	0.51
		70	Ceramic products	0.50
		08	Edible fruit and nuts; peel of citrus fruit or melons	0.41
		85	Electrical machinery and equipment and parts thereof; sound recorders and	0.38
		22	Beverages, spirits and vinegar	0.23
		84	Nuclear reactors, boilers, machinery and mechanical appliances; parts thereof	0.15
		03	Fish and crustaceans, molluscs and other aquatic invertebrates	0.12
		73	Articles of iron or steel	0.10
		10	Cereals	0.09
		15	Animal or vegetable fats and oils and their cleavage products; prepared edible	0.08
		11	Products of the milling industry; malt; starches; inulin; wheat gluten	0.08
		41	Raw hides and skins (other than furskins) and leather	0.07
		24	Tobacco and manufactured tobacco substitutes	0.06
		14	Vegetable plaiting materials; vegetable products not elsewhere specified or	0.04
		23	Residues and waste from the food industries; prepared animal fodder	0.04
		96	Miscellaneous manufactured articles	0.03
		4 digit		
		3401	Soap; organic surface-active products and preparations for use as soap, in the	1.17
		7214	Other bars and rods of iron or non-alloy steel, not further worked than forged	1.13
		0901	Coffee, whether or not roasted or decaffeinated; coffee husks and skins; coffee	0.78
		7010	Carboys, bottles, flasks, jars, pots, phials, ampoules and other containers, of	0.48
		3923	Articles for the conveyance or packing of goods, of plastics; stoppers, lids, caps	0.45
		0708	Leguminous vegetables, shelled or unshelled, fresh or chilled.	0.33
		0714	Manioc, arrowroot, salep, Jerusalem artichokes, sweet potatoes and similar	0.24
		0805	Citrus fruit, fresh or dried.	0.22
		2203	Beer made from malt.	0.22
		0810	Other fruit, fresh.	0.17
		8544	Insulated (including enamelled or anodised) wire, cable (including co-axial	0.17
		7204	Ferrous waste and scrap; remelting scrap ingots of iron or steel.	0.14
		8546	Electrical insulators of any material.	0.14
		0703	Onions, shallots, garlic, leeks and other alliaceous vegetables, fresh or chilled	0.11
		0305	Fish, dried, salted or in brine; smoked fish, whether or not cooked before or	0.11
		7213	Bars and rods, hot-rolled, in irregularly wound coils, of iron or non-alloy steel	0.09
		1511	Palm oil and its fractions, whether or not refined, but not chemically modified	0.08
		0702	Tomatoes, fresh or chilled.	0.08
		1102	Cereal flours other than of wheat or meslin.	0.07
		7311	Containers for compressed or liquefied gas, of iron or steel.	0.07

Table 5b: Intra-EAC Trade of the Major twenty imports, 2014 (Values in US\$ million)						
Partner state	Ctry of Origin	HS level	Description of Goods	CIF Values		
Uganda	Burundi	2 digits				
		72	Iron and steel	1.73		
		09	Coffee, tea, mate and spices	1.28		
		84	Nuclear reactors, boilers, mchy & mech appliance; parts	0.62		
		41	Raw hides and skins (other than furskins) and leather	0.35		
		24	Tobacco and manufactured tobacco substitutes	0.04		
		87	Vehicles o/t railw/tramw roll-stock, pts & accessories	0.03		
		39	Plastics and articles thereof	0.02		
		48	Paper & paperboard; art of paper pulp, paper/paperboard	0.02		
		05	Products of animal origin, nes or included.	0.00		
		76	Aluminium and articles thereof	0.00		
		49	Printed books, newspapers, pictures & other product etc	0.00		
		06	Live tree & other plant; bulb, root; cut flowers etc	0.00		
		96	Miscellaneous manufactured articles	0.00		
		73	Articles of iron or steel	0.00		
		90	Optical, photo, cine, meas, checking, precision, etc	0.00		
		85	Electrical mchy equip parts thereof; sound recorder etc	0.00		
		63	Other made up textile articles; sets; worn clothing etc	0.00		
		94	Furniture; bedding, mattress, matt support, cushion etc	0.00		
		47	Pulp of wood/of other fibrous cellulosic mat; waste etc	0.00		
		14	Vegetable plaiting materials; vegetable products nes	0.00		
				4 digits		
				7204	Ferrous waste and scrap; remelting scrap ingots of iron or steel	1.72
				0901	Coffee; coffee husks and skins; coffee substitutes containing coffee	1.28
				4101	Raw hides and skins of bovine or equine animals, not tanned	0.35
				8474	Machinery for sorting..., agglomerating... Earth, stone, ores, etc	0.23
				8462	Machine-tools (incl. Presses) for working metal by forging, etc	0.18
				8429	Self-propelled bulldozers, angledozers, graders, levellers, etc	0.13
				2401	Unmanufactured tobacco; tobacco refuse	0.04
				8704	Motor vehicles for the transport of goods	0.03
				8443	Printing machinery; machines for uses ancillary to printing	0.03
				8438	Machinery, nes, for the industrial preparation of food or drink	0.02
				8422	Dish washing machines; machinery for cleaning..., filling..., aerating	0.02
				4819	Cartons, boxes, etc; box files, etc, of paper, paperboard, etc	0.02
				3917	Tubes, pipes and hoses, and fittings therefor, of plastics	0.02
		7216	Angles, shapes and sections of iron or non-alloy steel	0.01		
		3923	Articles for the of goods, of plastics; stoppers, etc, of plastics	0.01		
		0507	Ivory, tortoise-shell, whalebone and whalebone hair, etc, unworked	0.00		
		7611	Aluminium reservoirs, tanks, etc, (excl. For gas) >=300 l	0.00		
		4901	Printed books, brochures, leaflets and similar printed matter	0.00		
		0602	Other live plants, cuttings and slips, mushroom spawn	0.00		
		8420	Calendering or other rolling machines and cylinders therefor	0.00		

Table 5b (Ctd): Intra-EAC Trade of the Major twenty imports, 2014 (Values in US\$ million)						
Partner state	Ctry of Origin	HS level	Description of Goods	CIF Values		
Uganda	Kenya	2 digits				
		25	Salt; sulphur; earth & ston; plastering mat; lime & cem	86.93		
		72	Iron and steel	57.69		
		39	Plastics and articles thereof	46.43		
		27	Mineral fuels, oils & product of their distillation; etc	45.84		
		22	Beverages, spirits and vinegar	38.47		
		30	Pharmaceutical products	23.37		
		34	Soap, organic surface-active agents, washing prep, etc	22.50		
		87	Vehicles o/t railw/tramw roll-stock, pts & accessories	20.27		
		17	Sugars and sugar confectionery	18.20		
		48	Paper & paperboard; art of paper pulp, paper/paperboard	17.31		
		15	Animal/veg fats & oils & their cleavage products; etc	16.25		
		73	Articles of iron or steel	12.91		
		21	Miscellaneous edible preparations	12.50		
		28	Inorgn chem; compds of prec met, radioact elements etc	11.62		
		64	Footwear, gaiters and the like; parts of such articles	10.64		
		85	Electrical mchy equip parts thereof; sound recorder etc	9.75		
		24	Tobacco and manufactured tobacco substitutes	9.59		
		76	Aluminium and articles thereof	8.57		
		49	Printed books, newspapers, pictures & other product etc	7.96		
		84	Nuclear reactors, boilers, mchy & mech appliance; parts	7.66		
				4 digits		
				2523	Portland cement, aluminous cement, persulphate cement, etc	51.38
				7210	Rolled iron or non-alloy steel, >=600mm wide, clad, plated or coated	37.37
				2710	Petroleum oils, etc, (excl. Crude); preparations thereof, nes	36.26
				2501	Salt and pure sodium chloride; sea water	30.61
				3923	Articles for the of goods, of plastics; stoppers, etc, of plastics	24.05
				3004	Medicaments of mixed or unmixed products, for retail sale	22.02
				1704	Sugar confectionery (incl. White chocolate), not containing cocoa	17.80
				7209	Cold-rolled iron or non-alloy steel, >=600mm wide	15.24
				2203	Beer made from malt	14.85
				3402	Non-soap surface-active agents; washing preparations, nes	12.79
				2207	Ethyl alcohol, undenatured of >=80% alcohol, denatured spirits	12.08
				2402	Cigars, cigarillos, cigarettes, etc, of tobacco or tobacco substitutes	9.59
				8716	Trailers and semi-trailers; other vehicles, not machanically propelled	9.18
				1517	Margarine; edible preparations of animal or vegetable fats or oils, nes	8.70
				8702	Public-transport type passenger motor vehicles	7.61
				6402	Other footwear with outer soles and uppers of rubber or plastics	7.32
				2716	Electrical energy	6.88
				8309	Stoppers, caps and lids, capsules for bottles... Of base metal	6.83
				3401	Soap; organic surface-active products in bars, etc; paper with soap,etc	6.71

Table 5b (Ctd): Intra-EAC Trade of the Major twenty imports, 2014 (Values in US\$ million)						
Partner state	Ctry of Origin	HS level	Description of Goods	CIF Values		
Uganda	Rwanda	2 digits				
		72	Iron and steel	4.65		
		41	Raw hides and skins (other than furskins) and leather	3.30		
		55	Man-made staple fibres	0.80		
		09	Coffee, tea, mate and spices	0.36		
		27	Mineral fuels, oils & product of their distillation; etc	0.31		
		07	Edible vegetables and certain roots and tubers	0.29		
		84	Nuclear reactors, boilers, mchy & mech appliance; parts	0.19		
		29	Organic chemicals	0.16		
		33	Essential oils & resinoids; perf, cosmetic/toilet prep	0.15		
		87	Vehicles o/t railw/tramw roll-stock, pts & accessories	0.09		
		22	Beverages, spirits and vinegar	0.06		
		63	Other made up textile articles; sets; worn clothing etc	0.06		
		73	Articles of iron or steel	0.06		
		48	Paper & paperboard; art of paper pulp, paper/paperboard	0.05		
		69	Ceramic products	0.05		
		85	Electrical mchy equip parts thereof; sound recorder etc	0.04		
		04	Dairy prod; birds' eggs; natural honey; edible prod nes	0.03		
		94	Furniture; bedding, mattress, matt support, cushion etc	0.03		
		68	Art of stone, plaster, cement, asbestos, mica/sim mat	0.03		
		34	Soap, organic surface-active agents, washing prep, etc	0.02		
				2 digits		
				7204	Ferrous waste and scrap; remelting scrap ingots of iron or steel	4.65
				4101	Raw hides and skins of bovine or equine animals, not tanned	3.30
				5513	Woven fabrics, <85% synthetic staple fibres, with cotton, =<170g/m2	0.80
				0901	Coffee; coffee husks and skins; coffee substitutes containing coffee	0.36
				2716	Electrical energy	0.30
				0701	Potatoes, fresh or chilled	0.19
				8426	Derricks; cranes; mobile lifting frames... Trucks fitted with a crane	0.15
				2939	Vegetable alkaloids and their salts, ethers, esters and derivatives	0.11
				3306	Preparations for oral or dental hygiene (incl. Denture fixative)	0.08
				0710	Vegetables, frozen	0.08
				3304	Beauty, make-up, skin-care (incl. Suntan), manicure... Preparations	0.07
				2203	Beer made from malt	0.06
				4820	Registers, account books, etc; albums for samples, of paper, paperboard	0.05
				2942	Other organic compounds, nes	0.05
				7326	Other articles of iron or steel	0.04
				6309	Worn clothing and other worn articles	0.04
				8703	Motor cars and other motor vehicles for the transport of persons	0.04
				8705	Special purpose motor vehicles (eg crane, fire-fighting, etc, vehicles)	0.04
				6904	Ceramic building bricks, flooring blocks, support or filler tiles, etc	0.04
				0402	Milk and cream, concentrated or sweetened	0.03

Table 5b (Ctd): Intra-EAC Trade of the Major twenty imports, 2014 (Values in US\$ million)						
Partner state	Ctry of Origin	HS level	Description of Goods	CIF Values		
Uganda	Tanzania	2 digits				
		09	Coffee, tea, mate and spices	15.68		
		63	Other made up textile articles; sets; worn clothing etc	10.95		
		10	Cereals	8.68		
		27	Mineral fuels, oils & product of their distillation; etc	6.06		
		70	Glass and glassware	4.36		
		48	Paper & paperboard; art of paper pulp, paper/paperboard	4.08		
		22	Beverages, spirits and vinegar	3.57		
		89	Ships, boats and floating structures	3.15		
		39	Plastics and articles thereof	2.95		
		85	Electrical mchy equip parts thereof; sound recorder etc	1.91		
		84	Nuclear reactors, boilers, mchy & mech appliance; parts	1.59		
		23	Residues & waste from the food indust; prepr ani fodder	1.22		
		72	Iron and steel	1.15		
		34	Soap, organic surface-active agents, washing prep, etc	1.08		
		33	Essential oils & resinoids; perf, cosmetic/toilet prep	1.07		
		96	Miscellaneous manufactured articles	0.90		
		12	Oil seed, oleagi fruits; miscell grain, seed, fruit etc	0.88		
		11	Prod mill indust; malt; starches; inulin; wheat gluten	0.76		
		15	Animal/veg fats & oils & their cleavage products; etc	0.75		
		79	Zinc and articles thereof	0.48		
				4 digits		
				0901	Coffee; coffee husks and skins; coffee substitutes containing coffee	15.64
				6304	Other furnishing articles, nes (excl. Of 94.04)	8.86
				1006	Rice	8.62
				7010	Carboys, bottles, flasks... Ampoules, etc; stoppers, lids..., of glass	4.36
				2710	Petroleum oils, etc, (excl. Crude); preparations thereof, nes	4.35
				4819	Cartons, boxes, etc; box files, etc, of paper, paperboard, etc	3.58
				8901	Cruise ships, excursion boats, etc, for transport of people or goods	3.15
				2207	Ethyl alcohol, undenatured of >=80% alcohol, denatured spirits	3.09
				6305	Sacks and bags, used for packing goods	2.08
				2711	Petroleum gases and other gaseous hydrocarbons	1.56
				3923	Articles for the of goods, of plastics; stopers, etc, of plastics	1.52
				2306	Oil-cake and other solid residues, of vegetable fats	1.21
				8504	Electrical transformers, static converters and inductors	1.05
				7208	Hot-rolled iron or non-alloy steel, >=600mm wide	1.00
				3402	Non-soap surface-active agents; washing preparations, nes	0.98
				3920	Other plates..., of plastics, not reinforced, etc	0.97
				9619	Sanitary towels (pads) and tampons, napkins and napkin liners for babies an	0.89
				1202	Ground-nuts, not roasted or otherwise cooked	0.79
				1101	Wheat or meslin flour	0.76
				3304	Beauty, make-up, skin-care (incl. Suntan), manicure... Preparations	0.76
				2208	Undenatured ethyl alcohol of an alcoholic strength <80%; spirits, etc	0.00

Table 5b (Ctd): Intra-EAC Trade of the Major twenty imports, 2014 (Values in US\$ million)					
Partner state	Ctry of Origin	HS level	Description of Goods	CIF Values	
Kenya	Uganda	2 digits			
		24	Tobacco and manufactured tobacco substitutes.	59.73	
		10	Cereals.	27.90	
		04	Dairy produce; birds' eggs; natural honey; edible	25.89	
		17	Sugars and sugar confectionery.	25.24	
		07	Edible vegetables and certain roots and tubers.	17.34	
		09	Coffee, tea, maté and spices.	7.53	
		12	Oil seeds and oleaginous fruits; miscellaneous gra	5.94	
		84	Nuclear reactors, boilers, machinery and mechanica	3.87	
		23	Residues and waste from the food industries; prepa	3.29	
		72	Iron and steel.	3.23	
		44	Wood and articles of wood; wood charcoal.	3.00	
		48	Paper and paperboard; articles of paper pulp, of p	2.95	
		52	Cotton.	2.64	
		15	Animal or vegetable fats and oils and their cleava	2.12	
		41	Raw hides and skins (other than furskins) and leat	1.58	
		22	Beverages, spirits and vinegar.	0.92	
		30	Pharmaceutical products.	0.73	
		08	Edible fruit and nuts; peel of citrus fruit or mel	0.72	
		90	Optical, photographic, cinematographic, measuring,	0.64	
	20	Preparations of vegetables, fruit, nuts or other p	0.63		
			4 digits		
			2401	Unmanufactured tobacco; tobacco refuse	59.68
			1701	Cane or beet sugar and chemically pure sucrose, in	24.87
			0402	Milk and cream, concentrated or sweetened	18.25
			1005	Maize (corn)	17.33
			0713	Dried leguminous vegetables, shelled	14.24
			1008	Buckwheat, millet and canary seed and other cereal	9.73
			0902	Tea	7.52
			0401	Milk and cream, not concentrated or sweetened	6.68
			1207	Other oil seeds and oleaginous fruits	4.99
			5203	Cotton, carded or combed	2.64
			4410	Particle board and similar board of wood or other	2.21
		8431	Parts suitable for use with the machinery of 84.25	2.04	
		2306	Oil-cake and other solid residues, of vegetable fa	1.81	
		0708	Leguminous vegetables, shelled or unshelled, fresh	1.75	
		1512	Sunflower-seed, safflower or cotton-seed oil and t	1.72	
		7214	Iron/steel bars and rods, forged, etc (incl. Twist	1.60	
		4104	Leather of bovine or equine animals, without hair	1.52	
		2304	Oil cake from soya bean oil	1.45	
		4819	Cartons, boxes, etc; box files, etc, of paper, pap	1.38	
		0714	Roots and tubers with high starch content, fresh o	1.13	

Table 5b (Ctd): Intra-EAC Trade of the Major twenty imports, 2014 (Values in US\$ million)					
Partner state	Ctry of Origin	HS level	Description of Goods	CIF Values	
Kenya	Tanzania	2 digits			
		10	Cereals.	81.89	
		63	Other made up textile articles; sets; worn clothin	27.95	
		48	Paper and paperboard; articles of paper pulp, of p	22.42	
		27	Mineral fuels, mineral oils and products of their	11.35	
		22	Beverages, spirits and vinegar.	7.74	
		07	Edible vegetables and certain roots and tubers.	7.19	
		12	Oil seeds and oleaginous fruits; miscellaneous gra	5.06	
		52	Cotton.	4.74	
		60	Knitted or crocheted fabrics.	3.92	
		11	Products of the milling industry; malt; starches;	3.89	
		23	Residues and waste from the food industries; prepa	3.35	
		70	Glass and glassware.	3.11	
		73	Articles of iron or steel.	2.66	
		03	Fish and crustaceans, molluscs and other aquatic i	2.60	
		85	Electrical machinery and equipment and parts there	2.14	
		84	Nuclear reactors, boilers, machinery and mechanica	1.87	
		33	Essential oils and resinoids; perfumery, cosmetic	1.60	
		74	Copper and articles thereof.	1.59	
		09	Coffee, tea, maté and spices.	1.32	
	44	Wood and articles of wood; wood charcoal.	1.23		
			4 digits		
			1005	Maize (corn)	74.89
			4804	Uncoated kraft paper and paperboard, in rolls or s	20.18
			6304	Other furnishing articles, nes (excl. Of 94.04)	19.74
			6305	Sacks and bags, used for packing goods	7.29
			2208	Undenatured ethyl alcohol of an alcoholic strength	6.35
			1006	Rice	5.95
			2711	Petroleum gases and other gaseous hydrocarbons	5.26
			1208	Flours and meals of oil seeds or oleaginous fruits	4.28
			6006	Other knitted or crocheted fabrics.	3.91
			1101	Wheat or meslin flour	3.56
			2710	Petroleum oils and oils obtained from bituminous m	3.15
		2306	Oil-cake and other solid residues, of vegetable fa	3.13	
		0713	Dried leguminous vegetables, shelled	3.12	
		7010	Carboys, bottles, flasks... Ampoules, etc; stopper	3.11	
		0703	Onions, shallots, garlic, leeks...etc, fresh or ch	2.65	
		2701	Coal; briquettes, ovoids and similar solid fuels m	2.26	
		0304	Fish fillets and other fish meat, fresh, chilled o	1.94	
		4821	Paper or paperboard labels of all kinds, whether o	1.81	
		7320	Springs and leaves for springs, of iron or steel	1.77	
		5203	Cotton, carded or combed	1.70	

Table 5b (Ctd): Intra-EAC Trade of the Major twenty imports, 2014 (Values in US\$ million)						
Partner state	Ctry of Origin	HS level	Description of Goods	CIF Values		
Kenya	Rwanda	2 digits				
		41	Raw hides and skins (other than furskins) and leat	6.17		
		09	Coffee, tea, maté and spices.	1.24		
		26	Ores, slag and ash.	0.50		
		25	Salt; sulphur; earths and stone; plastering materi	0.08		
		72	Iron and steel.	0.04		
		63	Other made up textile articles; sets; worn clothin	0.03		
		88	Aircraft, spacecraft, and parts thereof.	0.02		
		49	Printed books, newspapers, pictures and other prod	0.02		
		40	Rubber and articles thereof.	0.01		
		86	Railway or tramway locomotives, rolling-stock and	0.01		
		85	Electrical machinery and equipment and parts there	0.00		
		84	Nuclear reactors, boilers, machinery and mechanica	0.00		
		69	Ceramic products.	0.00		
		33	Essential oils and resinoids; perfumery, cosmetic	0.00		
		94	Furniture; bedding, mattresses, mattress supports,	0.00		
		08	Edible fruit and nuts; peel of citrus fruit or mel	0.00		
		47	Pulp of wood or of other fibrous cellulosic materi	0.00		
		82	Tools, implements, cutlery, spoons and forks, of b	0.00		
		90	Optical, photographic, cinematographic, measuring,	0.00		
		70	Glass and glassware.	0.00		
				4 digits		
				4103	Other raw hides and skins, fresh or preserved, not	3.98
				4101	Raw hides and skins of bovine or equine animals, n	2.19
				0902	Tea	1.00
				2601	Iron ores and concentrates, including roasted iron	0.50
				0901	Coffee; coffee husks and skins; coffee substitutes	0.24
				2506	Quartz; quartzite	0.08
				7201	Pig iron and spiegeleisen in pigs, blocks or other	0.04
				6309	Worn clothing	0.03
				8803	Parts of goods of 88.01 or 88.02	0.02
				4907	Unused posted, revenue or stamps	0.02
				4011	New pneumatic tyres, of rubber	0.01
				2530	Mineral substances not elsewhere specified or incl	0.01
				8609	Containers for transport of one or more modes of t	0.01
		6911	Tableware, kithenware, other household articles, o	0.00		
		0802	Other nuts, fresh or dried, nes	0.00		
		8481	Taps, cocks, valves and similar appliances for pip	0.00		
		4707	Waste and scrap of paper or paperboard	0.00		
		3304	Beauty, make-up, skin-care (incl. Suntan), manicur	0.00		
		8517	Electrical apparatus for line telephony or line te	0.00		
		8518	Microphones; loudspeakers; headphones...; electric	0.00		
	Burundi	2 digits				
		48	Paper and paperboard; articles of paper pulp, of p	0.00		
		09	Coffee, tea, maté and spices.	0.31		
		27	Mineral fuels, mineral oils and products of their	0.02		
		63	Other made up textile articles; sets; worn clothin	0.01		
		87	Vehicles other than railway or tramway rolling-sto	0.00		
		85	Electrical machinery and equipment and parts there	0.00		
		12	Oil seeds and oleaginous fruits; miscellaneous gra	0.00		
			4 digits			
			0902	Tea	0.31	
			2710	Petroleum oils and oils obtained from bituminous m	0.02	
			6309	Worn clothing	0.01	
			8703	Motor cars and other motor vehicles for the transp	0.00	
			8507	Electric accumulators (incl. Separators therefor)	0.00	
			1209	Seeds, fruits and spores, of a kind used for sowin	0.00	
		8516	Electric water and space heaters, hair-dressing ap	0.00		

Table 5b (Ctd): Intra-EAC Trade of the Major twenty imports, 2014 (Values in US\$ million)						
Partner state	Ctry of Origin	HS level	Description of Goods	CIF Values		
Rwanda	Kenya	2 digits				
		49	Printed books, newspapers, pictures and other products of the printing industry; manus	36.02		
		72	Iron and steel	15.31		
		39	Plastics and articles thereof	9.36		
		15	Animal or vegetable fats and oils and their cleavage products; prepared edible fats; ani	8.76		
		25	Salt; sulphur; earths and stone; plastering materials, lime and cement	8.27		
		85	Electrical machinery and equipment and parts thereof; sound recorders and reproduc	8.11		
		48	Paper and paperboard; articles of paper pulp, of paper or of paperboard	6.43		
		30	Pharmaceutical products	6.07		
		64	Footwear, gaiters and the like; parts of such articles	5.23		
		24	Tobacco and manufactured tobacco substitutes	5.03		
		76	Aluminium and articles thereof	4.10		
		17	Sugars and sugar confectionery	3.95		
		32	Tanning or dyeing extracts; tannins and their derivatives; dyes, pigments and other col	3.38		
		22	Beverages, spirits and vinegar	3.14		
		73	Articles of iron or steel	3.08		
		10	Cereals	3.02		
		84	Nuclear reactors, boilers, machinery and mechanical appliances; parts thereof	2.96		
		34	Soap, organic surface-active agents, washing preparations, lubricating preparations, a	2.63		
		27	Mineral fuels, mineral oils and products of their distillation; bituminous substances; mi	2.57		
		90	Optical, photographic, cinematographic, measuring, checking, precision, medical or s	2.11		
				4 digits		
				4901	Printed books, brochures, leaflets and similar printed matter, whether or not in single	35.12
				7210	Flat-rolled products of iron or non-alloy steel, of a width of 600 mm or more, clad, pla	11.30
				2501	Salt (including table salt and denatured salt) and pure sodium chloride, whether or no	5.60
				3004	Medicaments (excluding goods of heading 30.02, 30.05 or 30.06) consisting of mixed	5.36
				2402	Cigars, cheroots, cigarillos and cigarettes, of tobacco or of tobacco substitutes.	5.03
				1511	Palm oil and its fractions, whether or not refined, but not chemically modified.	4.65
				4819	Cartons, boxes, cases, bags and other packing containers, of paper, paperboard, cell	4.15
				6402	Other footwear with outer soles and uppers of rubber or plastics.	3.77
				1704	Sugar confectionery (including white chocolate), not containing cocoa.	3.74
				3923	Articles for the conveyance or packing of goods, of plastics; stoppers, lids, caps and o	2.92
				8528	Reception apparatus for television, whether or not incorporating radio-broadcast rece	2.57
				1005	Maize (corn).	2.44
				2523	Portland cement, aluminous cement, slag cement, supersulphate cement and simila	2.22
		8544	Insulated (including enamelled or anodised) wire, cable (including co-axial cable) an	2.20		
		7605	Aluminium wire.	2.18		
		2710	Petroleum oils and oils obtained from bituminous minerals, other than crude; prepara	2.15		
		7214	Other bars and rods of iron or non-alloy steel, not further worked than forged, hot-roll	1.99		
		3924	Tableware, kitchenware, other household articles and toilet articles, of plastics.	1.87		
		3917	Tubes, pipes and hoses, and fittings therefor (for example, joints, elbows, flanges), of	1.72		
		3402	Organic surface-active agents (other than soap); surface-active preparations, washing	1.65		

Table 5b (Ctd): Intra-EAC Trade of the Major twenty imports, 2014 (Values in US\$ million)						
Partner state	Ctry of Origin	HS level	Description of Goods	CIF Values		
Rwanda	Tanzania	2 digits				
		03	Fish and crustaceans, molluscs and other aquatic invertebrates	9.92		
		12	Oil seeds and oleaginous fruits; miscellaneous grains, seeds and fruit; industrial or me	8.35		
		25	Salt; sulphur; earths and stone; plastering materials, lime and cement	6.90		
		27	Mineral fuels, mineral oils and products of their distillation; bituminous substances; mi	6.68		
		31	Fertilisers	5.65		
		10	Cereals	4.79		
		72	Iron and steel	2.69		
		70	Ceramic products	2.39		
		19	Preparations of cereals, flour, starch or milk; pastrycooks' products	1.90		
		15	Animal or vegetable fats and oils and their cleavage products; prepared edible fats; ani	1.76		
		22	Beverages, spirits and vinegar	1.66		
		63	Other made up textile articles; sets; worn clothing and worn textile articles; rags	1.66		
		33	Essential oils and resinoids; perfumery, cosmetic or toilet preparations	1.58		
		39	Plastics and articles thereof	1.55		
		07	Edible vegetables and certain roots and tubers	1.47		
		48	Paper and paperboard; articles of paper pulp, of paper or of paperboard	1.29		
		73	Articles of iron or steel	0.88		
		36	Explosives; pyrotechnic products; matches; pyrophoric alloys; certain combustible pre	0.84		
		32	Tanning or dyeing extracts; tannins and their derivatives; dyes, pigments and other col	0.60		
		04	Dairy produce; birds' eggs; natural honey; edible products of animal origin, not elsewhe	0.56		
				4 digits		
				0305	Fish, dried, salted or in brine; smoked fish, whether or not cooked before or during the	9.68
				1202	Ground-nuts, not roasted or otherwise cooked, whether or not shelled or broken.	8.31
				2523	Portland cement, aluminous cement, slag cement, supersulphate cement and simila	5.69
				3105	Mineral or chemical fertilisers containing two or three of the fertilising elements nitr	3.83
				2712	Petroleum jelly; paraffin wax, micro-crystalline petroleum wax, slack wax, ozokerite, li	2.76
		7010	Carboys, bottles, flasks, jars, pots, phials, ampoules and other containers, of glass, o	2.37		
		2711	Petroleum gases and other gaseous hydrocarbons.	2.26		
		1006	Rice.	2.10		
		1905	Bread, pastry, cakes, biscuits and other bakers' wares, whether or not containing cocc	1.90		
		3104	Mineral or chemical fertilisers, potassic.	1.74		
		1512	Sunflower-seed, safflower or cotton-seed oil and fractions thereof, whether or not refin	1.70		
		6305	Sacks and bags, of a kind used for the packing of goods.	1.59		
		1007	Grain sorghum.	1.50		
		7213	Bars and rods, hot-rolled, in irregularly wound coils, of iron or non-alloy steel.	1.34		
		2202	Waters, including mineral waters and aerated waters, containing added sugar or othe	1.32		
		1005	Maize (corn).	1.18		
		0714	Manioc, arrowroot, salep, Jerusalem artichokes, sweet potatoes and similar roots and	1.10		
		3304	Beauty or make-up preparations and preparations for the care of the skin (other than n	1.07		
		7214	Other bars and rods of iron or non-alloy steel, not further worked than forged, hot-roll	1.05		
		2713	Petroleum coke, petroleum bitumen and other residues of petroleum oils or of oils obt	1.04		

Table 5b (Ctd): Intra-EAC Trade of the Major twenty imports, 2014 (Values in US\$ million)						
Partner state	Ctry of Origin	HS level	Description of Goods	CIF Values		
Rwanda	Uganda	2 digits				
		25	Salt; sulphur; earths and stone; plastering materials, lime and cement	57.78		
		15	Animal or vegetable fats and oils and their cleavage products; prepared edible fats; ani	55.66		
		34	Soap, organic surface-active agents, washing preparations, lubricating preparations, a	15.53		
		72	Iron and steel	14.02		
		17	Sugars and sugar confectionery	9.60		
		10	Cereals	8.74		
		22	Beverages, spirits and vinegar	6.00		
		48	Paper and paperboard; articles of paper pulp, of paper or of paperboard	5.86		
		73	Articles of iron or steel	5.55		
		39	Plastics and articles thereof	5.51		
		03	Fish and crustaceans, molluscs and other aquatic invertebrates	4.39		
		07	Edible vegetables and certain roots and tubers	3.89		
		32	Tanning or dyeing extracts; tannins and their derivatives; dyes, pigments and other col	3.33		
		33	Essential oils and resinoids; perfumery, cosmetic or toilet preparations	3.26		
		44	Wood and articles of wood; wood charcoal	3.26		
		90	Optical, photographic, cinematographic, measuring, checking, precision, medical or s	2.50		
		08	Edible fruit and nuts; peel of citrus fruit or melons	2.22		
		30	Pharmaceutical products	1.69		
		84	Nuclear reactors, boilers, machinery and mechanical appliances; parts thereof	1.68		
		76	Aluminium and articles thereof	1.56		
				4 digits		
				2523	Portland cement, aluminous cement, slag cement, supersulphate cement and simila	56.55
				1516	Animal or vegetable fats and oils and their fractions, partly or wholly hydrogenated, in	46.07
				3401	Soap; organic surface-active products and preparations for use as soap, in the form o	13.18
				1701	Cane or beet sugar and chemically pure sucrose, in solid form.	9.41
				1511	Palm oil and its fractions, whether or not refined, but not chemically modified.	8.05
		1005	Maize (corn).	7.31		
		7214	Other bars and rods of iron or non-alloy steel, not further worked than forged, hot-roll	5.87		
		4819	Cartons, boxes, cases, bags and other packing containers, of paper, paperboard, cell	4.41		
		7306	Other tubes, pipes and hollow profiles (for example, open seam or welded, riveted or s	4.31		
		7210	Flat-rolled products of iron or non-alloy steel, of a width of 600 mm or more, clad, pla	3.66		
		0305	Fish, dried, salted or in brine; smoked fish, whether or not cooked before or during the	3.64		
		3208	Paints and varnishes (including enamels and lacquers) based on synthetic polymers o	3.07		
		4403	Wood in the rough, whether or not stripped of bark or sapwood, or roughly squared.	2.63		
		3923	Articles for the conveyance or packing of goods, of plastics; stoppers, lids, caps and o	2.45		
		9018	Instruments and appliances used in medical, surgical, dental or veterinary sciences, i	2.33		
		3402	Organic surface-active agents (other than soap); surface-active preparations, washing	2.32		
		7217	Wire of iron or non-alloy steel.	2.07		
		2208	Undenatured ethyl alcohol of an alcoholic strength by volume of less than 80 % vol; sp	1.91		
		3304	Beauty or make-up preparations and preparations for the care of the skin (other than n	1.77		
		2207	Undenatured ethyl alcohol of an alcoholic strength by volume of 80 % vol or higher; et	1.75		

Table 5b (Ctd): Intra-EAC Trade of the Major twenty imports, 2014 (Values in US\$ million)					
Partner state	Ctry of Origin	HS level	Description of Goods	CIF Values	
Rwanda	Burundi	digit level			
		34	Soap, organic surface-active agents, washing preparations, lubricating preparations, a	1.51	
		07	Edible vegetables and certain roots and tubers	0.86	
		09	Coffee, tea, mate and spices	0.72	
		08	Edible fruit and nuts; peel of citrus fruit or melons	0.43	
		72	Iron and steel	0.37	
		39	Plastics and articles thereof	0.32	
		70	Ceramic products	0.27	
		73	Articles of iron or steel	0.25	
		10	Cereals	0.18	
		22	Beverages, spirits and vinegar	0.18	
		03	Fish and crustaceans, molluscs and other aquatic invertebrates	0.16	
		85	Electrical machinery and equipment and parts thereof; sound recorders and reproduc	0.12	
		84	Nuclear reactors, boilers, machinery and mechanical appliances; parts thereof	0.11	
		52	Cotton	0.09	
		28	Inorganic chemicals; organic or inorganic compounds of precious metals, of rare-ear	0.09	
		14	Vegetable plaiting materials; vegetable products not elsewhere specified or included	0.07	
		41	Raw hides and skins (other than furskins) and leather	0.06	
		11	Products of the milling industry; malt; starches; inulin; wheat gluten	0.06	
		23	Residues and waste from the food industries; prepared animal fodder	0.05	
		21	Miscellaneous edible preparations	0.04	
		4 digit level			
		3401	Soap; organic surface-active products and preparations for use as soap, in the form o	1.51	
		0901	Coffee, whether or not roasted or decaffeinated; coffee husks and skins; coffee substit	0.71	
		0714	Manioc, arrowroot, salep, Jerusalem artichokes, sweet potatoes and similar roots and	0.47	
		0805	Citrus fruit, fresh or dried.	0.31	
		7010	Carboys, bottles, flasks, jars, pots, phials, ampoules and other containers, of glass, o	0.27	
		7311	Containers for compressed or liquefied gas, of iron or steel.	0.24	
		7214	Other bars and rods of iron or non-alloy steel, not further worked than forged, hot-roll	0.20	
		2203	Beer made from malt.	0.17	
		1001	Wheat and meslin.	0.16	
		3925	Builders' ware of plastics, not elsewhere specified or included.	0.15	
		7204	Ferrous waste and scrap; remelting scrap ingots of iron or steel.	0.13	
		0305	Fish, dried, salted or in brine; smoked fish, whether or not cooked before or during the	0.13	
		0702	Tomatoes, fresh or chilled.	0.12	
		0703	Onions, shallots, garlic, leeks and other alliaceous vegetables, fresh or chilled.	0.11	
		3923	Articles for the conveyance or packing of goods, of plastics; stoppers, lids, caps and o	0.11	
		0810	Other fruit, fresh.	0.09	
		0708	Leguminous vegetables, shelled or unshelled, fresh or chilled.	0.08	
		5208	Woven fabrics of cotton, containing 85 % or more by weight of cotton, weighing not m	0.07	
		1404	Vegetable products not elsewhere specified or included.	0.07	
		4101	Raw hides and skins of bovine (including buffalo) or equine animals (fresh, or salted, c	0.06	

Table 5b (Ctd): Intra-EAC Trade of the Major twenty imports, 2014 (Values in US\$ million)						
Partner state	Ctry of Origin	HS level	Description of Goods	CIF Values		
Burundi	Kenya	2 digits				
		31	FERTILISERS	7.92		
		27	MINERAL FUELS, OILS & PRODUCT OF THEIR DISTILLATION; ETC	5.31		
		72	IRON AND STEEL	4.33		
		73	ARTICLES OF IRON AND STEEL	2.52		
		39	PLASTICS AND ARTICLES THEREOF	1.77		
		85	Electrical mchy equip parts thereof, sound recorder etc	1.75		
		34	SOAP, ORGANIC SURFACE-ACTIVE AGENTS, WASHING PREP, ETC	1.46		
		30	Pharmaceutical products	1.43		
		32	TANNING/DYEING EXTRACT; TANNINS & DERIVS; PIGM ETC	1.01		
		40	RUBBER AND ARTICLES THEREOF	0.83		
		84	Nuclear reactors, boilers, mchy & mech appliance, parts	0.77		
		48	PAPER & PAPERBOARD; ART OF PAPER PULP, PAPER/PAPERBOARD	0.73		
		87	VEHICLES O/T RAILW/TRANW ROOL-STOCK, PTS & ACCESSORIES	0.70		
		10	Cereals	0.64		
		28	INORGN CHEM; COMPDS OF PREC MET, RADIOACT ELEMENTS ETC	0.50		
		25	SALT; SULPHUR; EARTH & STON; PLASTERING MAT; LIME & CEM	0.49		
		17	SUGARS AND SUGAR CONFECTIONERY	0.48		
		76	ALUMINIUM AND ARTICLES THEREOF	0.45		
		44	WOOD AND ARTICLES OF WOOD; WOOD CHARCOAL	0.42		
		49	PRINTED BOOKS, NEWSPAPERS, PICTURES & OTHER PRODUCT ETC	0.39		
			4 digits			
			3105	Mineral or chemical fertilisers containing two or three of the fertilising elen	7.36	
			2710	Petroleum oils and oils obtained from bituminous minerals, other than crud	5.14	
			7210	Flat-rolled products of iron or non-alloy steel, of a width of 600 mm or more	2.23	
			7306	Other tubes, pipes and hollow profiles (for example, open seam or welded,	1.93	
			3402	Organic surface-active agents (other than soap); surface-active preparations	1.35	
			3004	Medicaments (excluding goods of heading 30.02, 30.05 or 30.06) consisting o	1.30	
			7208	Flat-rolled products of iron or non-alloy steel, of a width of 600 mm or more	0.68	
			4011	New pneumatic tyres, of rubber.:	0.67	
			7216	Angles, shapes and sections of iron or non-alloy steel.:	0.65	
			1008	Buckwheat, millet and canary seed; other cereals.:	0.64	
			3923	Articles for the conveyance or packing of goods, of plastics; stoppers, lids, ca	0.60	
			3209	Paints and varnishes (including enamels and lacquers) based on synthetic p	0.55	
			8507	Electric accumulators, including separators therefor, whether or not rectang	0.53	
			4820	Registers, account books, note books, order books, receipt books, letter pad	0.45	
			3917	Tubes, pipes and hoses, and fittings therefor (for example, joints, elbows, f	0.45	
			8519	Turntables (record-decks), record-players, cassette-players and other sound	0.43	
			7308	Structures (excluding prefabricated buildings of heading 94.06) and parts of	0.39	
			1704	Sugar confectionery (including white chocolate), not containing cocoa.:	0.38	
			4411	Fibreboard of wood or other ligneous materials, whether or not bonded wit	0.38	
			1102	Cereal flours other than of wheat or meslin.:	0.38	

Table 5b (Ctd): Intra-EAC Trade of the Major twenty imports, 2014 (Values in US\$ million)						
Partner state	Ctry of Origin	HS level	Description of Goods	CIF Values		
Burundi	Rwanda	2 digits				
		07	EDIBLE VEGETABLES AND CERTAIN ROOTS AND TUBERS	1.36		
		25	SALT; SULPHUR; EARTH & STON; PLASTERING MAT; LIME & CEM	1.17		
		84	Nuclear reactors, boilers, mchy & mech appliance, parts	1.12		
		39	PLASTICS AND ARTICLES THEREOF	1.00		
		70	GLASS AND GLASSWARE	0.48		
		72	IRON AND STEEL	0.41		
		94	FURNITURE; BEDDING, MATTRESS, MATT SUPPORT, CUSHION E	0.39		
		22	BEVERAGES, SPIRITS AND VINEGAR	0.30		
		27	MINERAL FUELS, OILS & PRODUCT OF THEIR DISTILLATION; ETC	0.28		
		33	ESSENTIAL OILS & RESINOIDS; PERF, COSMETIC/TOILET PREP	0.24		
		85	Electrical mchy equip parts thereof, sound recorder etc	0.23		
		04	DAIRY PROD; BIRDS' EGGS; NATURAL HONEY; EDIBLE PROD NES	0.15		
		48	PAPER & PAPERBOARD; ART OF PAPER PULP, PAPER/PAPERBOA	0.14		
		10	Cereals	0.11		
		87	VEHICLES O/T RAILW/TRANW ROOL-STOCK, PTS & ACCESSORIE	0.10		
		69	Ceramic products	0.09		
		20	PREP OF VEGETABLE, FRUIT, NUTS OR OTHER PARTS OF PLANTS	0.08		
		64	Footwear, gaiters and the like, parts of such articles	0.07		
		63	OTHER MADE UP TEXTILE ARTICLES; SETS; WORN CLOTHING ET	0.06		
		30	Pharmaceutical products	0.05		
				4 digits		
				2523	Portland cement, aluminous cement, slag cement, supersulphate cement a	1.15
				0701	Potatoes, fresh or chilled.:	1.03
				3923	Articles for the conveyance or packing of goods, of plastics; stoppers, lids, ca	0.65
				7010	Carboys, bottles, flasks, jars, pots, phials, ampoules and other containers, of	0.48
				8429	Self-propelled bulldozers, angledozers, graders, levellers, scrapers, mechar	0.41
				8471	Automatic data processing machines and units thereof; magnetic or optical	0.38
				2203	Beer made from malt.:	0.28
				9404	Mattress supports; articles of bedding and similar furnishing (for example, r	0.28
				3901	Polymers of ethylene, in primary forms.:	0.24
				2710	Petroleum oils and oils obtained from bituminous minerals, other than crud	0.22
				0702	:	0.21
				7214	Other bars and rods of iron or non-alloy steel, not further worked than forge	0.18
				7217	Wire of iron or non-alloy steel.:	0.12
				3304	Beauty or make-up preparations and preparations for the care of the skin (o	0.12
				3305	Preparations for use on the hair.:	0.11
				1005	Maize (corn).:	0.11
				8466	Parts and accessories suitable for use solely or principally with the machine	0.09
				0401	Milk and cream, not concentrated nor containing added sugar or other swee	0.09
				2009	Fruit juices (including grape must) and vegetable juices, unfermented and r	0.08
				9405	Lamps and lighting fittings including searchlights and spotlights and parts th	0.08

Table 5b (Ctd): Intra-EAC Trade of the Major twenty imports, 2014 (Values in US\$ million)						
Partner state	Ctry of Origin	HS level	Description of Goods	CIF Values		
Burundi	Tanzania	2 digits				
		25	SALT; SULPHUR; EARTH & STON; PLASTERING MAT; LIME & CEM	14.30		
		10	Cereals	9.08		
		27	MINERAL FUELS, OILS & PRODUCT OF THEIR DISTILLATION; ETC	8.31		
		15	ANIMAL/VEG FATS & OIL & THEIR CLEAVAGE PRODUCTS; ETC	4.34		
		63	OTHER MADE UP TEXTILE ARTICLES; SETS; WORN CLOTHING ETC	4.10		
		70	GLASS AND GLASSWARE	3.01		
		31	FERTILISERS	2.75		
		03	FISH & CRUSTACEAN, MOLLUSC & OTHER AQUATIC INVERTEBRATE	1.77		
		72	IRON AND STEEL	1.73		
		12	OIL SEED, OLEAGI FRUITS; MISCELL GRAIN, SEED, FRUIT ETC	1.42		
		84	Nuclear reactors, boilers, mchy & mech appliance, parts	0.75		
		48	PAPER & PAPERBOARD; ART OF PAPER PULP, PAPER/PAPERBOARD	0.68		
		19	PREP OF CEREAL, FLOUR, STARCH/MILK; PASTRYCOOKS' PROD	0.53		
		33	ESSENTIAL OILS & RESINOIDS; PERF, COSMETIC/TOILET PREP	0.49		
		39	PLASTICS AND ARTICLES THEREOF	0.46		
		07	EDIBLE VEGETABLES AND CERTAIN ROOTS AND TUBERS	0.45		
		11	PROD MILL INDUST; MALT; STARCHES; INSULIN; WHEAT GLUTEN	0.25		
		85	Electrical mchy equip parts thereof, sound recorder etc	0.23		
		02	MEAT AND EDIBLE MEAT OFFAL	0.18		
		73	ARTICLES OF IRON AND STEEL	0.16		
				4 digits		
				2523	Portland cement, aluminous cement, slag cement, supersulphate cement a	11.91
				2710	Petroleum oils and oils obtained from bituminous minerals, other than crud	6.51
				1006	Rice.:	6.04
				1518	Animal or vegetable fats and oils and their fractions, boiled, oxidised, dehy	3.70
				6304	Other furnishing articles, excluding those of heading 94.04.:	3.40
				7010	Carboys, bottles, flasks, jars, pots, phials, ampoules and other containers, of	3.01
				1005	Maize (corn).:	2.54
				2501	Salt (including table salt and denatured salt) and pure sodium chloride, whe	2.28
				3105	Mineral or chemical fertilisers containing two or three of the fertilising elen	1.94
				0305	Fish, dried, salted or in brine; smoked fish, whether or not cooked before o	1.72
				2712	Petroleum jelly; paraffin wax, micro-crystalline petroleum wax, slack wax, c	1.37
				1202	Ground-nuts, not roasted or otherwise cooked, whether or not shelled or br	1.37
				7210	Flat-rolled products of iron or non-alloy steel, of a width of 600 mm or more	1.13
				3102	Mineral or chemical fertilisers, nitrogenous.:	0.78
				6305	Sacks and bags, of a kind used for the packing of goods.:	0.68
				7214	Other bars and rods of iron or non-alloy steel, not further worked than forge	0.54
				1905	Bread, pastry, cakes, biscuits and other bakers' wares, whether or not contai	0.52
				3304	Beauty or make-up preparations and preparations for the care of the skin (o	0.48
				1008	Buckwheat, millet and canary seed; other cereals.:	0.45
				8429	Self-propelled bulldozers, angledozers, graders, levellers, scrapers, mechar	0.44

Table 5b (Ctd): Intra-EAC Trade of the Major twenty imports, 2014 (Values in US\$ million)						
Partner state	Ctry of Origin	HS level	Description of Goods	CIF Values		
Burundi	Uganda	2 digits				
		72	IRON AND STEEL	6.48		
		15	ANIMAL/VEG FATS & OIL & THEIR CLEAVAGE PRODUCTS; ETC	3.41		
		48	PAPER & PAPERBOARD; ART OF PAPER PULP, PAPER/PAPERBOARD	2.01		
		25	SALT; SULPHUR; EARTH & STON; PLASTERING MAT; LIME & CEM	1.72		
		73	ARTICLES OF IRON AND STEEL	1.59		
		24	TOBACCO AND MANUFACTURED TOBACCO SUBSTITUTES	1.44		
		30	Pharmaceutical products	1.21		
		01	Live animals	0.95		
		32	TANNING/DYEING EXTRACT; TANNINS & DERIVS; PIGM ETC	0.69		
		39	PLASTICS AND ARTICLES THEREOF	0.64		
		33	ESSENTIAL OILS & RESINOIDS; PERF, COSMETIC/TOILET PREP	0.58		
		11	PROD MILL INDUST; MALT; STARCHES; INSULIN; WHEAT GLUTEN	0.45		
		87	VEHICLES O/T RAILW/TRANW ROOL-STOCK, PTS & ACCESSORIES	0.39		
		04	DAIRY PROD; BIRDS' EGGS; NATURAL HONEY; EDIBLE PROD NES	0.34		
		63	OTHER MADE UP TEXTILE ARTICLES; SETS; WORN CLOTHING ETC	0.26		
		84	Nuclear reactors, boilers, mchy & mech appliance, parts	0.24		
		44	WOOD AND ARTICLES OF WOOD; WOOD CHARCOAL	0.23		
		34	SOAP, ORGANIC SURFACE-ACTIVE AGENTS, WASHING PREP, ETC	0.19		
		07	EDIBLE VEGETABLES AND CERTAIN ROOTS AND TUBERS	0.15		
		35	ALBUMINOIDAL SUBS; MODIFIED STARCHES; GLUES; ENZYMES	0.11		
				4 digits		
				7210	Flat-rolled products of iron or non-alloy steel, of a width of 600 mm or more	2.68
				1516	Animal or vegetable fats and oils and their fractions, partly or wholly hydrog	2.40
				7214	Other bars and rods of iron or non-alloy steel, not further worked than forge	1.81
				2523	Portland cement, aluminous cement, slag cement, supersulphate cement a	1.68
				4820	Registers, account books, note books, order books, receipt books, letter pac	1.65
				2401	Unmanufactured tobacco; tobacco refuse.:	1.34
				7306	Other tubes, pipes and hollow profiles (for example, open seam or welded,	1.30
				3004	Medicaments (excluding goods of heading 30.02, 30.05 or 30.06) consisting c	1.16
				1511	Palm oil and its fractions, whether or not refined, but not chemically modifi	0.87
				0102	Live bovine animals.:	0.85
				7208	Flat-rolled products of iron or non-alloy steel, of a width of 600 mm or more	0.83
				7216	Angles, shapes and sections of iron or non-alloy steel.:	0.52
				3208	Paints and varnishes (including enamels and lacquers) based on synthetic p	0.46
				7209	Flat-rolled products of iron or non-alloy steel, of a width of 600 mm or more	0.42
				3304	Beauty or make-up preparations and preparations for the care of the skin (o	0.39
				0401	Milk and cream, not concentrated nor containing added sugar or other swee	0.32
				1102	Cereal flours other than of wheat or meslin.:	0.32
				4819	Cartons, boxes, cases, bags and other packing containers, of paper, paperbo	0.30
				3901	Polymers of ethylene, in primary forms.:	0.26
				3917	Tubes, pipes and hoses, and fittings therefor (for example, joints, elbows, f	0.22

Table 5b (Ctd): Intra-EAC Trade of the Major twenty imports, 2014 (Values in US\$ million)						
Partner state	Ctry of Origin	HS level	Description of Goods	CIF Values		
Tanzania	Kenya	2 digits				
		28	Inorgn chem; compds of prec met, radioact elements etc	124.49		
		84	Nuclear reactors, boilers, mchy & mech appliance; parts	51.12		
		34	Soap, organic surface-active agents, washing prep, etc	42.90		
		30	Pharmaceutical products	41.27		
		39	Plastics and articles thereof	32.57		
		88	Aircraft, spacecraft, and parts of	31.93		
		87	Vehicles o/t railw/tranw rool-stock, pts & accessories	30.26		
		15	Animal/veg fats & oil & their cleavage products; etc	28.88		
		25	Salt; sulphur; earth & ston; plastering mat; lime & cem	27.35		
		85	Electrical mchy equip parts thereof; sound recorder etc	20.96		
		73	Articles of iron and steel	14.73		
		76	Aluminium and articles thereof	14.17		
		17	Sugars and sugar confectionery	14.08		
		49	Printed books, newspapers, pictures & other product etc	13.32		
		94	Furniture; bedding, mattress, matt support, cushion etc	12.56		
		27	Mineral fuels, oils & product of their distillation; etc	12.50		
		83	Miscellaneous articles of basee metal	11.38		
		02	Meat and edible meat offal	10.40		
		48	Paper & paperboard; art of paper pulp, paper/paperboard	10.10		
		04	Dairy prod; birds' eggs; natural honey; edible prod nes	9.60		
				4 digits		
				2839	Silicates; commercial alkali metal silicates	114.43
				3004	Medicaments of mixed or unmixed products, for retail sale	37.99
				8802	Other aircraft (eg helicopters, aeroplanes); spacecraft, etc	30.48
				3401	Soap; organic surface-active products in bars, etc; paper with soap,etc	26.53
				3923	Articles for conveyance or packing of goods, of plastics	22.39
				8431	Parts suitable for use with the machinery of 84.25 to 84.30	20.66
				2523	Portland cement, aluminous cement, persulphate cement, etc	17.04
				3402	Non-soap surface-active agents; washing preparations in powder, liquid etc	14.50
				1517	Margarine; edible preparations of animal or vegetable fats or oils, nes	13.83
				1704	Sugar confectionery (incl. White chocolate), not containing cocoa	13.81
				8716	Trailers and semi-trailers; other vehicles, not machanically propelled	12.39
				8507	Electric accumulators (incl. Separators therefor)	11.56
				2710	Petroleum oils and oils obtained from bituminous minerals, other than crud	11.01
				8309	Stoppers, caps and lids, capsules for bottles... Of base metal	9.90
				2501	Salt/pure sodium chloride whether or not cont ant-caking agents;seawater	9.75
				0401	Milk and cream, not concentrated or sweetened	9.11
				8479	Machines and mechanical appliances, having individual functions, nes	8.76
				7615	Table, kitchen, household and sanitary articles... Of aluminium	8.62
				9406	Prefabricated buildings	8.44
				1511	Palm oil and its fractions wheather or not refined not chemically modified	8.11

Table 5b (Ctd): Intra-EAC Trade of the Major twenty imports, 2014 (Values in US\$ million)				
Partner state	Ctry of Origin	HS level	Description of Goods	CIF Values
Tanzania	Uganda	2 digits		
		44	Wood and articles of wood; wood charcoal	13.63
		84	Nuclear reactors, boilers, mchy & mech appliance; parts	4.21
		87	Vehicles o/t railw/tranw rool-stock, pts & accessories	3.79
		30	Pharmaceutical products	3.54
		15	Animal/veg fats & oil & their cleavage products; etc	2.43
		85	Electrical mchy equip parts thereof; sound recorder etc	2.40
		24	Tobacco and manufactured tobacco substitutes	2.38
		34	Soap, organic surface-active agents, washing prep, etc	1.99
		90	OPTICAL, PHOTO, CINE, MEAS, CHECKING, PRECISION, etc	1.83
		72	Iron and steel	1.45
		22	Beverages, spirits and vinegar	1.35
		12	Oil seed, oleagi fruits; miscell grain, seed, fruit etc	1.33
		48	Paper & paperboard; art of paper pulp, paper/paperboard	1.20
		10	Cereals	1.12
		04	Dairy prod; birds' eggs; natural honey; edible prod nes	1.07
		07	Edible vegetables and certain roots and tubers	1.05
		33	Essential oils & resinoids; perf, cosmetic/toilet prep	0.78
		39	Plastics and articles thereof	0.57
		27	Mineral fuels, oils & product of their distillation; etc	0.49
		73	Articles of iron and steel	0.24
		4 digits		48.22
		4404	Hoopwood; split poles; piles, etc; wooden sticks, etc; chipwood	8.72
		4403	Wood in the rough or roughly squared	4.91
		3004	Medicaments of mixed or unmixed products, for retail sale	3.48
		2401	Unmanufactured tobacco; tobacco refuse	2.38
		8704	Motor vehicles for the transport of goods	2.22
		3401	Soap; organic surface-active products in bars, etc; paper with soap,etc	1.85
		8429	Self-propelled bulldozers, angledozers, graders, levellers, etc	1.35
		8703	Motor cars and other motor vehicles for the transport of persons	1.33
		7210	Rolled iron or non-alloy steel, >=600mm wide, clad, plated or coated	1.32
		8459	Machine-tools for drilling, boring, milling... By removing metal	1.26
		2201	Waters, (incl. Mineral waters and aerated waters); ice and snow	1.18
		9015	Surveying, hydrographic, oceanographic... Instruments/appliances, nes	1.15
		1511	Palm oil and its fractions wheather or not refined not chemically modified	1.02
		8517	Electrical apparatus for line telephony or line telegraphy	0.92
		4821	Paper or paperboard labels of all kinds, whether or not printed	0.92
		1515	Other fixed vegetable fats and oils (incl. Jojoba oil) and fractions	0.83
		0713	Dried leguminous vegetables, shelled	0.79
		1008	Buckwheat, millet and canary seed and other cereals, nes	0.73
		1201	Soya beans	0.67
		0402	Milk and cream, concentrated or sweetened	0.62

Table 5b (Ctd): Intra-EAC Trade of the Major twenty imports, 2014 (Values in US\$ million)				
Partner state	Ctry of Origin	HS level	Description of Goods	CIF Values
Tanzania	Burundi	2 digits		
		38	Miscellaneous chemical products	0.28
		22	Beverages, spirits and vinegar	0.17
		87	Vehicles o/t railw/tranw rool-stock, pts & accessories	0.07
		39	Plastics and articles thereof	0.03
		72	Iron and steel	0.02
		83	Miscellaneous articles of basee metal	0.00
		85	Electrical mchy equip parts thereof; sound recorder etc	0.00
		09	Coffee, tea, mate and spices	0.00
		94	Furniture; bedding, mattress, matt support, cushion etc	0.00
		62	Art of apparel & clothing access, not knitted/crocheted	0.00
		49	Printed books, newspapers, pictures & other product etc	0.00
		25	Salt; sulphur; earth & ston; plastering mat; lime & cem	0.00
		10	Cereals	0.00
		30	Pharmaceutical products	0.00
		76	Aluminium and articles thereof	-
		90	OPTICAL, PHOTO, CINE, MEAS, CHECKING, PRECISION, etc	-
		96	Miscellaneous manufactured articles	-
		73	Articles of iron and steel	-
		32	Tanning/dyeing extract; tannins & derivs; pigm etc	-
		84	Nuclear reactors, boilers, mchy & mech appliance; parts	-
		4 digits		
		3824	Prepared binders for foundry mould or cores	0.28
		2203	Beer made from malt	0.17
		8703	Motor cars and other motor vehicles for the transport of persons	0.03
		3915	Waste, parings and scrap, of plastics	0.03
		8704	Motor vehicles for the transport of goods	0.02
		7224	Other alloy steel in primary forms; semi-products thereof	0.02
		8711	Motocycles (incl. Mopeds) and cycles fitted with an auxiliary motor	0.01
		8707	Bodies (incl. Cabs) for the motorvehicles of 87.01 to 87.05	0.01
		8708	Parts and accessories of the motor vehicles of 87.01 to 87.05	0.00
		8305	Fittings for loose-leaf binders or files, letter clips... Of base metal	0.00
		8517	Electrical apparatus for line telephony or line telegraphy	0.00
		0901	Coffee; coffee husks and skins; coffee substitutes containing coffee	0.00
		9403	Other furniture and parts thereof	0.00
		6203	Men's or boys' suits, ensembles, jackets, blazers, trousers, etc	0.00
		4901	Printed books, brochures, leaflets and similar printed matter	0.00
		2505	Natural sands of all kinds, (excl. Metal-bearing sands of chapter 26)	0.00
		8512	Electrical lighting/signalling equipment, etc, for cycles/motor vehicles	0.00
		1007	Grain sorghum	0.00
		3002	Human blood; animal blood; antisera, etc; vaccines, toxins, etc	0.00
		8701	Tractors (excl. Tractors of 87.09)	-
		1511	Palm oil and its fractions wheather or not refined not chemically modified	8.11

Partner state	Ctry of Origin	HS level	Description of Goods	CIF Values		
Tanzania	Rwanda	2 digits				
		44	Wood and articles of wood; wood charcoal	2.57		
		85	Electrical mchy equip parts thereof; sound recorder etc	0.32		
		87	Vehicles o/t railw/tranw rool-stock, pts & accessories	0.16		
		84	Nuclear reactors, boilers, mchy & mech appliance; parts	0.07		
		90	OPTICAL, PHOTO, CINE, MEAS, CHECKING, PRECISION, etc	0.03		
		70	Glass and glassware	0.01		
		82	Tool, implement, cutlery, spoon & fork, of base met etc	0.01		
		22	Beverages, spirits and vinegar	0.01		
		28	Inorgn chem; compds of prec met, radioact elements etc	0.01		
		25	Salt; sulphur; earth & ston; plastering mat; lime & cem	0.00		
		96	Miscellaneous manufactured articles	0.00		
		71	Natural/cultured pearls, prec stones & metals, coin etc	0.00		
		40	Rubber and articles thereof	0.00		
		72	Iron and steel	0.00		
		42	Articles of leather; saddlery/harness; travel goods etc	0.00		
		73	Articles of iron and steel	0.00		
		68	Art of stone, plaster, cement, asbestos, mica/sim mat	0.00		
		39	Plastics and articles thereof	0.00		
		62	Art of apparel & clothing access, not knitted/crocheted	0.00		
		61	Art of apparel & clothing access, knitted or crocheted	0.00		
				4 digits		
				4404	Hoopwood; split poles; piles, etc; wooden sticks, etc; chipwood	2.03
				4403	Wood in the rough or roughly squared	0.54
				8517	Electrical apparatus for line telephony or line telegraphy	0.16
				8704	Motor vehicles for the transport of goods	0.09
				8521	Video recording or reproducing apparatus	0.04
				8703	Motor cars and other motor vehicles for the transport of persons	0.03
				9022	Apparatus based on x-rays or on alpha, beta or gamma radiation, etc	0.03
				8430	Earth moving... Machinery, nes; pile-drvers/extractors; snow-ploughs	0.02
				8716	Trailers and semi-trailers; other vehicles, not machanically propelled	0.02
				8542	Electronic integrated circuits and microassemblies	0.02
				8528	Television receivers (incl. Video monitors and video projectors)	0.02
				8518	Microphones; loudspeakers; headphones...; electric amplifiers...	0.02
				8538	Parts suiutable for use with the apparatus of 85.35, 85.36 or 85.37	0.02
				8435	Presses, crushers, etc, for making wine, cider, fruit juices, etc	0.01
				7001	Cullet and other waste of glass	0.01
				8205	Hand tools, nes; blow lamps; vices, clamps, etc; anvils, etc	0.01
				8536	Electrical apparatus for switching... Electrical circuits, =<1000v	0.01
				2203	Beer made from malt	0.01
				8507	Electric accumulators (incl. Separators therefor)	0.01
				8701	Tractors (excl. Tractors of 87.09)	0.01

Partner state	Ctry of Origin	HS level	Description of Goods	2013	2014	2013/14 % change		
Uganda	Burundi	2 digits						
		72	Iron and steel	0.18	1.73	877.65		
		09	Coffee, tea, mate and spices	0.06	1.28	1,987.99		
		84	Nuclear reactors, boilers, mchy & mech appliance; parts	0.02	0.62	3,046.75		
		41	Raw hides and skins (other than furskins) and leather	0.08	0.35	330.42		
		24	Tobacco and manufactured tobacco substitutes	-	0.04			
		87	Vehicles o/t railw/tramw roll-stock, pts & accessories	-	0.03			
		39	Plastics and articles thereof	0.00	0.02	5,969.74		
		48	Paper & paperboard; art of paper pulp, paper/paperboard	-	0.02			
		05	Products of animal origin, nes or included.	-	0.00			
		76	Aluminium and articles thereof	-	0.00			
		49	Printed books, newspapers, pictures & other product etc	-	0.00			
		06	Live tree & other plant; bulb, root; cut flowers etc	-	0.00			
		96	Miscellaneous manufactured articles	0.00	0.00	28.91		
		73	Articles of iron or steel	-	0.00			
		90	Optical, photo, cine, meas, checking, precision, etc	-	0.00			
		85	Electrical mchy equip parts thereof; sound recorder etc	0.00	0.00	-50.96		
		63	Other made up textile articles; sets; worn clothing etc	0.00	0.00	-82.88		
		94	Furniture; bedding, mattress, matt support, cushion etc	0.02	0.00	-96.07		
		47	Pulp of wood/of other fibrous cellulosic mat; waste etc	-	0.00			
		14	Vegetable plaiting materials; vegetable products nes	-	0.00			
				4 digits				
				7204	Ferrous waste and scrap; remelting scrap ingots of iron or steel	0.18	1.72	871.03
				0901	Coffee; coffee husks and skins; coffee substitutes containing coffee	0.06	1.28	1,987.99
				4101	Raw hides and skins of bovine or equine animals, not tanned	0.08	0.35	330.42
				8474	Machinery for sorting..., agglomerating... Earth, stone, ores, etc	-	0.23	
				8462	Machine-tools (incl. Presses) for working metal by forging, etc	-	0.18	
				8429	Self-propelled bulldozers, angledozers, graders, levellers, etc	-	0.13	
				2401	Unmanufactured tobacco; tobacco refuse	-	0.04	
				8704	Motor vehicles for the transport of goods	-	0.03	
				8443	Printing machinery; machines for uses ancillary to printing	-	0.03	
				8438	Machinery, nes, for the industrial preparation of food or drink	-	0.02	
				8422	Dish washing machines; machinery for cleaning..., filling..., aerating	0.02	0.02	0.00
				4819	Cartons, boxes, etc; box files, etc, of paper, paperboard, etc	-	0.02	
				3917	Tubes, pipes and hoses, and fittings therefor, of plastics	-	0.02	
				7216	Angles, shapes and sections of iron or non-alloy steel	-	0.01	
				3923	Articles for the of goods, of plastics; stopers, etc, of plastics	0.00	0.01	1,294.30
				0507	Ivory, tortoise-shell, whalebone and whalebone hair, etc, unworked	-	0.00	
				7611	Aluminium reservoirs, tanks, etc, (excl. For gas) >=300l	-	0.00	
				4901	Printed books, brochures, leaflets and similar printed matter	-	0.00	
				0602	Other live plants, cuttings and slips, mushroom spawn	-	0.00	
				8420	Calendering or other rolling machines and cylinders therefor	-	0.00	

Table 5c (Ctd): Intra-EAC Trade of the Major twenty imports, 2014 compared to 2013 (Values in US\$ million)								
Partner state	Ctry of Origin	HS level	Description of Goods	2013	2014	2013/14 % change		
Uganda	Kenya	2 digits						
		25	Salt; sulphur; earth & ston; plastering mat; lime & cem	64.49	86.93	34.79		
		72	Iron and steel	54.42	57.69	6.01		
		39	Plastics and articles thereof	37.50	46.43	23.82		
		27	Mineral fuels, oils & product of their distillation; etc	64.73	45.84	-29.19		
		22	Beverages, spirits and vinegar	37.01	38.47	3.94		
		30	Pharmaceutical products	26.57	23.37	-12.03		
		34	Soap, organic surface-active agents, washing prep, etc	19.70	22.50	14.19		
		87	Vehicles o/t railw/tramw roll-stock, pts & accessories	23.49	20.27	-13.71		
		17	Sugars and sugar confectionery	14.57	18.20	24.93		
		48	Paper & paperboard; art of paper pulp, paper/paperboard	22.46	17.31	-22.97		
		15	Animal/veg fats & oils & their cleavage products; etc	9.19	16.25	76.89		
		73	Articles of iron or steel	13.13	12.91	-1.68		
		21	Miscellaneous edible preparations	10.94	12.50	14.26		
		28	Inorgn chem; compds of prec met, radioact elements etc	9.84	11.62	18.09		
		64	Footwear, gaiters and the like; parts of such articles	10.41	10.64	2.30		
		85	Electrical mchy equip parts thereof; sound recorder etc	10.46	9.75	-6.76		
		24	Tobacco and manufactured tobacco substitutes	8.79	9.59	9.11		
		76	Aluminium and articles thereof	9.07	8.57	-5.44		
		49	Printed books, newspapers, pictures & other product etc	10.12	7.96	-21.37		
		84	Nuclear reactors, boilers, mchy & mech appliance; parts	10.88	7.66	-29.64		
				4 digits				
				2523	Portland cement, aluminous cement, persulphate cement, etc	38.97	51.38	31.85
				7210	Rolled iron or non-alloy steel, >=600mm wide, clad, plated or coated	29.86	37.37	25.15
				2710	Petroleum oils, etc, (excl. Crude); preparations thereof, nes	48.26	36.26	-24.87
				2501	Salt and pure sodium chloride; sea water	21.76	30.61	40.65
				3923	Articles for the of goods, of plastics; stopers, etc, of plastics	18.55	24.05	29.65
				3004	Medicaments of mixed or unmixed products, for retail sale	24.65	22.02	-10.66
				1704	Sugar confectionery (incl. White chocolate), not containing cocoa	14.13	17.80	25.93
				7209	Cold-rolled iron or non-alloy steel, >=600mm wide	19.01	15.24	-19.85
				2203	Beer made from malt	12.36	14.85	20.16
				3402	Non-soap surface-active agents; washing preparations, nes	10.35	12.79	23.56
				2207	Ethyl alcohol, undenatured of >=80% alcohol, denatured spirits	15.12	12.08	-20.10
				2402	Cigars, cigarillos, cigarettes, etc, of tobacco or tobacco substitutes	8.79	9.59	9.11
				8716	Trailers and semi-trailers; other vehicles, not machanically propelled	9.81	9.18	-6.47
				1517	Margarine; edible preparations of animal or vegetable fats or oils, nes	7.37	8.70	18.07
				8702	Public-transport type passenger motor vehicles	8.08	7.61	-5.77
				6402	Other footwear with outer soles and uppers of rubber or plastics	5.08	7.32	44.15
				2716	Electrical energy	10.77	6.88	0.00
				8309	Stoppers, caps and lids, capsules for bottles... Of base metal	6.56	6.83	4.14
				3401	Soap; organic surface-active products in bars, etc; paper with soap, etc	6.43	6.71	4.39
				2103	Sauces and sauce preparations; mixed condiments and seasonings; mustard	5.32	6.22	16.88

Table 5c (Ctd): Intra-EAC Trade of the Major twenty imports, 2014 compared to 2013 (Values in US\$ million)								
Partner state	Ctry of Origin	HS level	Description of Goods	2013	2014	2013/14 % change		
Uganda	Rwanda	2 digits						
		72	Iron and steel	3.09	4.65	50.57		
		41	Raw hides and skins (other than furskins) and leather	1.31	3.30	151.08		
		55	Man-made staple fibres	0.52	0.80	53.56		
		09	Coffee, tea, mate and spices	0.46	0.36	-20.23		
		27	Mineral fuels, oils & product of their distillation; etc	0.26	0.31	18.75		
		07	Edible vegetables and certain roots and tubers	0.02	0.29	1,714.13		
		84	Nuclear reactors, boilers, mchy & mech appliance; parts	0.78	0.19	-75.86		
		29	Organic chemicals	0.00	0.16	173,198.27		
		33	Essential oils & resinoids; perf, cosmetic/toilet prep	0.08	0.15	96.74		
		87	Vehicles o/t railw/tramw roll-stock, pts & accessories	0.03	0.09	185.29		
		22	Beverages, spirits and vinegar	0.03	0.06	91.77		
		63	Other made up textile articles; sets; worn clothing etc	0.02	0.06	208.16		
		73	Articles of iron or steel	0.04	0.06	42.25		
		48	Paper & paperboard; art of paper pulp, paper/paperboard	0.00	0.05	2,961.22		
		69	Ceramic products	0.00	0.05	48,343.55		
		85	Electrical mchy equip parts thereof; sound recorder etc	0.18	0.04	-77.28		
		04	Dairy prod; birds' eggs; natural honey; edible prod nes	0.00	0.03	1,088.35		
		94	Furniture; bedding, mattress, matt support, cushion etc	0.01	0.03	492.47		
		68	Art of stone, plaster, cement, asbestos, mica/sim mat	0.10	0.03	-70.94		
		34	Soap, organic surface-active agents, washing prep, etc	0.21	0.02	-90.07		
				4 digits				
				7204	Ferrous waste and scrap; remelting scrap ingots of iron or steel	3.06	4.65	51.81
				4101	Raw hides and skins of bovine or equine animals, not tanned	1.31	3.30	151.08
				5513	Woven fabrics, <85% synthetic staple fibres, with cotton, <=170g/m2	0.52	0.80	53.56
				0901	Coffee; coffee husks and skins; coffee substitutes containing coffee	0.46	0.36	-20.44
				2716	Electrical energy	0.25	0.30	21.43
				0701	Potatoes, fresh or chilled		0.19	
				8426	Derricks; cranes; mobile lifting frames... Trucks fitted with a crane		0.15	
				2939	Vegetable alkaloids and their salts, ethers, esters and derivatives		0.11	
				3306	Preparations for oral or dental hygiene (incl. Denture fixative)		0.08	
				0710	Vegetables, frozen		0.08	
				3304	Beauty, make-up, skin-care (incl. Suntan), manicure... Preparations	0.07	0.07	-7.87
				2203	Beer made from malt	0.03	0.06	91.77
				4820	Registers, account books, etc; albums for samples, of paper, paperboard		0.05	
				2942	Other organic compounds, nes		0.05	
				7326	Other articles of iron or steel		0.04	
				6309	Worn clothing and other worn articles	0.02	0.04	131.53
				8703	Motor cars and other motor vehicles for the transport of persons	0.03	0.04	13.16
				8705	Special purpose motor vehicles (eg crane, fire-fighting, etc, vehicles)		0.04	
				6904	Ceramic building bricks, flooring blocks, support or filler tiles, etc		0.04	
				0402	Milk and cream, concentrated or sweetened		0.03	

Table 5c (Ctd): Intra-EAC Trade of the Major twenty imports, 2014 compared to 2013 (Values in US\$ million)								
Partner state	Ctry of Origin	HS level	Description of Goods	2013	2014	2013/14 '% change		
Uganda	Tanzania	2 digits		45.93	75.72			
		09	Coffee, tea, mate and spices	0.56	15.68	2,681.78		
		63	Other made up textile articles; sets; worn clothing etc	7.52	10.95	45.72		
		10	Cereals	3.34	8.68	160.09		
		27	Mineral fuels, oils & product of their distillation; etc	7.28	6.06	-16.73		
		70	Glass and glassware	3.86	4.36	12.99		
		48	Paper & paperboard; art of paper pulp, paper/paperboard	3.45	4.08	18.42		
		22	Beverages, spirits and vinegar	2.30	3.57	55.22		
		89	Ships, boats and floating structures		3.15			
		39	Plastics and articles thereof	2.14	2.95	37.71		
		85	Electrical mchy equip parts thereof; sound recorder etc	1.35	1.91	41.05		
		84	Nuclear reactors, boilers, mchy & mech appliance; parts	2.38	1.59	-33.36		
		23	Residues & waste from the food indust; prepr ani fodder	1.36	1.22	-10.36		
		72	Iron and steel	0.94	1.15	21.32		
		34	Soap, organic surface-active agents, washing prep, etc	0.10	1.08	993.88		
		33	Essential oils & resinoids; perf, cosmetic/toilet prep	0.89	1.07	19.92		
		96	Miscellaneous manufactured articles	0.02	0.90	4,827.95		
		12	Oil seed, oleagi fruits; miscell grain, seed, fruit etc	1.67	0.88	-47.19		
		11	Prod mill indust; malt; starches; inulin; wheat gluten	0.00	0.76	16,947.33		
		15	Animal/veg fats & oils & their cleavage products; etc	0.96	0.75	-21.88		
		79	Zinc and articles thereof	0.08	0.48	512.71		
				4 digits				
				0901	Coffee; coffee husks and skins; coffee substitutes containing coffee	0.55	15.64	2,754.85
				6304	Other furnishing articles, nes (excl. Of 94.04)	5.75	8.86	54.02
				1006	Rice	3.21	8.62	168.45
				7010	Carboys, bottles, flasks... Ampoules, etc; stoppers, lids..., of glass	3.86	4.36	13.00
				2710	Petroleum oils, etc, (excl. Crude); preparations thereof, nes	6.21	4.35	-29.94
				4819	Cartons, boxes, etc; box files, etc, of paper, paperboard, etc	3.01	3.58	18.93
				8901	Cruise ships, excursion boats, etc, for transport of people or goods		3.15	
				2207	Ethyl alcohol, undenatured of >=80% alcohol, denatured spirits	1.87	3.09	65.73
				6305	Sacks and bags, used for packing goods	1.74	2.08	19.87
				2711	Petroleum gases and other gaseous hydrocarbons	0.77	1.56	102.41
				3923	Articles for the of goods, of plastics; stopers, etc, of plastics	1.01	1.52	51.15
				2306	Oil-cake and other solid residues, of vegetable fats	1.36	1.21	-10.53
				8504	Electrical transformers, static converters and inductors	0.94	1.05	11.56
				7208	Hot-rolled iron or non-alloy steel, >=600mm wide	0.09	1.00	1,066.10
				3402	Non-soap surface-active agents; washing preparations, nes	0.00	0.98	32,794.52
				3920	Other plates..., of plastics, not reinforced, etc	0.98	0.97	-0.77
				9619	Sanitary towels (pads) and tampons, napkins and napkin liners for babies and similar a		0.89	
				1202	Ground-nuts, not roasted or otherwise cooked	1.13	0.79	-29.90
				1101	Wheat or meslin flour	0.00	0.76	27,756.74
				3304	Beauty, make-up, skin-care (incl. Suntan), manicure... Preparations	0.55	0.76	37.84

Table 5c (Ctd): Intra-EAC Trade of the Major twenty imports, 2014 compared to 2013 (Values in US\$ million)								
Partner state	Ctry of Origin	HS level	Description of Goods	2013	2014	2013/14 '% change		
Kenya	Uganda	2 digits						
		24	Tobacco and manufactured tobacco substitutes.	71.80	59.73	-16.82		
		10	Cereals.	8.45	27.90	230.27		
		04	Dairy produce; birds' eggs; natural honey; edible products of animal origin, nes	20.50	25.89	26.27		
		17	Sugars and sugar confectionery.	2.00	25.24	1160.85		
		07	Edible vegetables and certain roots and tubers.	14.97	17.34	15.90		
		09	Coffee, tea, maté and spices.	8.68	7.53	-13.26		
		12	Oil seeds and oleaginous fruits; miscellaneous grains, seeds and fruit; industrial or medicinal preparations	20.88	5.94	-71.54		
		84	Nuclear reactors, boilers, machinery and mechanical appliances; parts thereof	0.90	3.87	332.23		
		23	Residues and waste from the food industries; prepared animal fodder.	5.74	3.29	-42.71		
		72	Iron and steel.	3.48	3.23	-7.22		
		44	Wood and articles of wood; wood charcoal.	6.65	3.00	-54.85		
		48	Paper and paperboard; articles of paper pulp, of paper or of paperboard.	3.42	2.95	-13.91		
		52	Cotton.	1.80	2.64	46.40		
		15	Animal or vegetable fats and oils and their cleavage products; prepared edibles	4.71	2.12	-55.02		
		41	Raw hides and skins (other than furskins) and leather.	3.38	1.58	-53.28		
		22	Beverages, spirits and vinegar.	1.54	0.92	-40.12		
		30	Pharmaceutical products.	0.59	0.73	22.78		
		08	Edible fruit and nuts; peel of citrus fruit or melons.	1.03	0.72	-30.63		
		90	Optical, photographic, cinematographic, measuring, checking, precision, measuring instruments	1.05	0.64	-38.93		
		20	Preparations of vegetables, fruit, nuts or other parts of plants.	0.86	0.63	-26.72		
				4 digits				
				2401	Unmanufactured tobacco; tobacco refuse	71.77	59.68	-16.85
				1701	Cane or beet sugar and chemically pure sucrose, in solid form	1.41	24.87	1659.45
				0402	Milk and cream, concentrated or sweetened	14.16	18.25	28.92
				1005	Maize (corn)	5.14	17.33	236.99
				0713	Dried leguminous vegetables, shelled	5.70	14.24	149.83
				1008	Buckwheat, millet and canary seed and other cereals, nes	2.42	9.73	301.40
				0902	Tea	8.54	7.52	-11.94
				0401	Milk and cream, not concentrated or sweetened	5.87	6.68	13.89
				1207	Other oil seeds and oleaginous fruits	13.82	4.99	-63.88
				5203	Cotton, carded or combed	1.77	2.64	49.48
				4410	Particle board and similar board of wood or other ligneous materials	2.42	2.21	-8.76
				8431	Parts suitable for use with the machinery of 84.25 to 84.30	0.43	2.04	379.02
				2306	Oil-cake and other solid residues, of vegetable fats	0.41	1.81	339.78
				0708	Leguminous vegetables, shelled or unshelled, fresh or chilled	8.30	1.75	-78.97
				1512	Sunflower-seed, safflower or cotton-seed oil and their fractions	3.57	1.72	-51.85
				7214	Iron/steel bars and rods, forged, etc (incl. Twisted), uncoiled	1.33	1.60	20.59
				4104	Leather of bovine or equine animals, without hair on	3.38	1.52	-55.09
				2304	Oil cake from soya bean oil	4.36	1.45	-66.63
				4819	Cartons, boxes, etc; box files, etc, of paper, paperboard, etc	1.74	1.38	-20.76
				0714	Roots and tubers with high starch content, fresh or dried	0.32	1.13	251.95

Table 5c (Ctd): Intra-EAC Trade of the Major twenty imports, 2014 compared to 2013 (Values in US\$ million)								
Partner state	Ctry of Origin	HS level	Description of Goods	2013	2014	2013/14 % change		
Kenya	Tanzania	2 digits						
		10	Cereals.	8.70	81.89	841.63		
		63	Other made up textile articles; sets; worn clothing and worn textile articles;	15.25	27.95	83.27		
		48	Paper and paperboard; articles of paper pulp, of paper or of paperboard.	23.85	22.42	-5.99		
		27	Mineral fuels, mineral oils and products of their distillation; bituminous sub	16.14	11.35	-29.69		
		22	Beverages, spirits and vinegar.	4.73	7.74	63.54		
		07	Edible vegetables and certain roots and tubers.	6.02	7.19	19.31		
		12	Oil seeds and oleaginous fruits; miscellaneous grains, seeds and fruit; indus	2.48	5.06	103.98		
		52	Cotton.	4.42	4.74	7.38		
		60	Knitted or crocheted fabrics.	2.05	3.92	91.30		
		11	Products of the milling industry; malt; starches; inulin; wheat gluten.	0.25	3.89	1476.86		
		23	Residues and waste from the food industries; prepared animal fodder.	5.59	3.35	-40.02		
		70	Glass and glassware.	1.91	3.11	63.12		
		73	Articles of iron or steel.	5.99	2.66	-55.64		
		03	Fish and crustaceans, molluscs and other aquatic invertebrates.	1.70	2.60	53.53		
		85	Electrical machinery and equipment and parts thereof; sound recorders and	1.17	2.14	82.47		
		84	Nuclear reactors, boilers, machinery and mechanical appliances; parts there	2.64	1.87	-29.35		
		33	Essential oils and resinoids; perfumery, cosmetic or toilet preparations.	1.43	1.60	12.25		
		74	Copper and articles thereof.	2.57	1.59	-38.33		
		09	Coffee, tea, maté and spices.	2.06	1.32	-35.74		
		44	Wood and articles of wood; wood charcoal.	2.55	1.23	-51.75		
				4 digits				
				1005	Maize(corn)	6.92	74.89	981.69
				4804	Uncoated kraft paper and paperboard, in rolls or sheets (excl. 48.02+03)	21.06	20.18	-4.19
				6304	Other furnishing articles, nes (excl. Of 94.04)	6.04	19.74	226.61
				6305	Sacks and bags, used for packing goods	8.41	7.29	-13.29
				2208	Undenatured ethyl alcohol of an alcoholic strength <80%; spirits, etc	3.77	6.35	68.74
				1006	Rice	0.81	5.95	633.86
				2711	Petroleum gases and other gaseous hydrocarbons	9.88	5.26	-46.74
				1208	Flours and meals of oil seeds or oleaginous fruits (excl. Mustard)	2.33	4.28	83.72
				6006	Other knitted or crocheted fabrics.	2.04	3.91	91.78
				1101	Wheat or meslin flour	0.07	3.56	5204.68
				2710	Petroleum oils and oils obtained from bituminous minerals, other than crud	2.75	3.15	14.57
				2306	Oil-cake and other solid residues, of vegetable fats	4.72	3.13	-33.59
				0713	Dried leguminous vegetables, shelled	3.70	3.12	-15.73
				7010	Carboys, bottles, flasks... Ampoules, etc; stoppers, lids..., of glass	1.91	3.11	63.17
				0703	Onions, shallots, garlic, leeks...etc, fresh or chilled	1.60	2.65	66.05
				2701	Coal; briquettes, ovoids and similar solid fuels manufactured from coal	2.77	2.26	-18.23
				0304	Fish fillets and other fish meat, fresh, chilled or frozen	1.10	1.94	77.16
				4821	Paper or paperboard labels of all kinds, whether or not printed	2.10	1.81	-13.95
				7320	Springs and leaves for springs, of iron or steel	1.74	1.77	1.33
				5203	Cotton, carded or combed	1.69	1.70	0.22

Table 5c (Ctd): Intra-EAC Trade of the Major twenty imports, 2014 compared to 2013 (Values in US\$ million)								
Partner state	Ctry of Origin	HS level	Description of Goods	2013	2014	2013/14 % change		
Kenya	Rwanda	2 digits						
		41	Raw hides and skins (other than furskins) and leather.	9.44	6.17	-34.69		
		09	Coffee, tea, maté and spices.	2.07	1.24	-40.05		
		25	Salt; sulphur; earths and stone; plastering materials, lime and cement.	0.02	0.08	265.70		
		63	Other made up textile articles; sets; worn clothing and worn textile articles;	0.02	0.03	110.06		
		88	Aircraft, spacecraft, and parts thereof.	0.01	0.02	84.55		
		49	Printed books, newspapers, pictures and other products of the printing indu	0.02	0.02	8.01		
		40	Rubber and articles thereof.	0.01	0.01	75.74		
		85	Electrical machinery and equipment and parts thereof; sound recorders and	0.01	0.00	-66.77		
		84	Nuclear reactors, boilers, machinery and mechanical appliances; parts there	0.01	0.00	-59.64		
		33	Essential oils and resinoids; perfumery, cosmetic or toilet preparations.	0.01	0.00	-53.68		
		47	Pulp of wood or of other fibrous cellulosic material; recovered (waste and s	0.00	0.00	-14.09		
		90	Optical, photographic, cinematographic, measuring, checking, precision, me	0.01	0.00	-90.74		
				4 digits				
				4103	Other raw hides and skins, fresh or preserved, not tanned, nes	6.10	3.98	-34.67
				4101	Raw hides and skins of bovine or equine animals, not tanned	3.35	2.19	-34.72
				0902	Tea	1.79	1.00	-43.95
				2601	Iron ores and concentrates, including roasted iron pyrites	0.00	0.50	
					Coffee; coffee husks and skins; coffee substitutes containing coffee	0.28	0.24	-14.91
				2506	Quartz; quartzite	0.01	0.08	551.77
				7201	Pig iron and spiegeleisen in pigs, blocks or other primary forms	0.00	0.04	
				6309	Worn clothing	0.02	0.03	110.06
				8803	Parts of goods of 88.01 or 88.02	0.01	0.02	84.55
				4907	Unused posted, revenue or stamps	0.00	0.02	
				4011	New pneumatic tyres, of rubber	0.01	0.01	78.43
				2530	Mineral substances not elsewhere specified or included	0.00	0.01	
				8609	Containers for transport of one or more modes of transport	0.00	0.01	
				6911	Tableware, kitchenware, other household articles, of porcelain or china	0.00	0.00	
				0802	Other nuts, fresh or dried, nes	0.00	0.00	
				8481	Taps, cocks, valves and similar appliances for pipes, boiler shells...	0.00	0.00	
				4707	Waste and scrap of paper or paperboard	0.00	0.00	-14.09
				3304	Beauty, make-up, skin-care (incl. Suntan), manicure... Preparations	0.00	0.00	-15.60
				8517	Electrical apparatus for line telephony or line telegraphy	0.00	0.00	-16.81
				8518	Microphones; loudspeakers; headphones...; electric amplifiers...	0.00	0.00	
				2 digits				
				09	Coffee, tea, maté and spices.	0.42	0.31	-27.15
				63	Other made up textile articles; sets; worn clothing and worn textile articles;	0.00	0.01	151.76
				4 digits				
				0902	Tea	0.42	0.31	-27.15
				2710	Petroleum oils and oils obtained from bituminous minerals, other than crud	0.00	0.02	
				6309	Worn clothing	0.00	0.01	4912.74
		8703	Motor cars and other motor vehicles for the transport of persons	0.00	0.00			
		8507	Electric accumulators (incl. Separators therefor)	0.00	0.00			
		1209	Seeds, fruits and spores, of a kind used for sowing	0.00	0.00			
		8516	Electric water and space heaters, hair-dressing apparatus, irons, etc	0.00	0.00			

Table 5c (Ctd): Intra-EAC Trade of the Major twenty imports, 2014 compared to 2013 (Values in US\$ million)

Partner state	Ctry of Origin	HS level	Description of Goods	2013	2014	2013/14 % change
Rwanda	Tanzania	2 digits				
		03	Fish and crustaceans, molluscs and other aquatic invertebrates	5.13	9.92	93.62
		12	Oil seeds and oleaginous fruits; miscellaneous grains, seeds and fruit; indus	11.88	8.35	-29.71
		25	Salt; sulphur; earths and stone; plastering materials, lime and cement	6.91	6.90	-0.21
		27	Mineral fuels, mineral oils and products of their distillation; bituminous sub	4.70	6.68	42.05
		31	Fertilisers	23.01	5.65	-75.45
		10	Cereals	4.78	4.79	0.29
		72	Iron and steel	3.80	2.69	-29.41
		70	Ceramic products	3.66	2.39	-34.76
		19	Preparations of cereals, flour, starch or milk; pastrycooks' products	1.26	1.90	51.48
		15	Animal or vegetable fats and oils and their cleavage products; prepared edit	0.00	1.76	43409.73
		22	Beverages, spirits and vinegar	2.15	1.66	-22.75
		63	Other made up textile articles; sets; worn clothing and worn textile articles;	1.38	1.66	20.36
		33	Essential oils and resinoids; perfumery, cosmetic or toilet preparations	2.12	1.58	-25.46
		39	Plastics and articles thereof	1.48	1.55	4.64
		07	Edible vegetables and certain roots and tubers	1.46	1.47	0.32
		48	Paper and paperboard; articles of paper pulp, of paper or of paperboard	1.18	1.29	8.73
		73	Articles of iron or steel	0.55	0.88	61.83
		36	Explosives; pyrotechnic products; matches; pyrophoric alloys; certain combu	0.50	0.84	68.66
		32	Tanning or dyeing extracts; tannins and their derivatives; dyes; pigments and	0.59	0.60	1.50
		04	Dairy produce; birds' eggs; natural honey; edible products of animal origin, n	0.39	0.56	42.16
		4 digits				
		0305	Fish, dried, salted or in brine; smoked fish, whether or not cooked before o	5.10	9.68	89.74
		1202	Ground-nuts, not roasted or otherwise cooked, whether or not shelled or br	8.56	8.31	-2.85
		2523	Portland cement, aluminous cement, slag cement, supersulphate cement a	6.65	5.69	-14.49
		3105	Mineral or chemical fertilisers containing two or three of the fertilising elen	16.05	3.83	-76.13
		2712	Petroleum jelly; paraffin wax, micro-crystalline petroleum wax, slack wax, c	1.97	2.76	40.18
		7010	Carboys, bottles, flasks, jars, pots, phials, ampoules and other containers, o	3.62	2.37	-34.54
		2711	Petroleum gases and other gaseous hydrocarbons.	1.59	2.26	42.56
		1006	Rice.	2.23	2.10	-5.80
		1905	Bread, pastry, cakes, biscuits and other bakers' wares, whether or not conta	1.26	1.90	51.56
		3104	Mineral or chemical fertilisers, potassic.	2.40	1.74	-27.34
		1512	Sunflower-seed, safflower or cotton-seed oil and fractions thereof, whethe	0.00	1.70	
		6305	Sacks and bags, of a kind used for the packing of goods.	1.17	1.59	36.16
		1007	Grain sorghum.	0.03	1.50	5177.24
		7213	Bars and rods, hot-rolled, in irregularly wound coils, of iron or non-alloy ste	0.48	1.34	175.89
		2202	Waters, including mineral waters and aerated waters, containing added sug	1.94	1.32	-32.17
		1005	Maize (corn).	0.59	1.18	100.20
		0714	Manioc, arrowroot, salep, Jerusalem artichokes, sweet potatoes and similar	0.36	1.10	203.54
		3304	Beauty or make-up preparations and preparations for the care of the skin (o	1.66	1.07	-35.23
		7214	Other bars and rods of iron or non-alloy steel, not further worked than forge	2.79	1.05	-62.45
		2713	Petroleum coke, petroleum bitumen and other residues of petroleum oils d	0.28	1.04	263.43

Table 5c (Ctd): Intra-EAC Trade of the Major twenty imports, 2014 compared to 2013 (Values in US\$ million)						
Partner state	Ctry of Origin	HS level	Description of Goods	2013	2014	2013/14 % change
Rwanda	Kenya	2 digits				
		49	Printed books, newspapers, pictures and other products of the printing indu	5.44	36.02	562.34
		72	Iron and steel	16.64	15.31	-8.00
		39	Plastics and articles thereof	6.15	9.36	52.18
		15	Animal or vegetable fats and oils and their cleavage products; prepared edit	8.08	8.76	8.34
		25	Salt; sulphur; earths and stone; plastering materials, lime and cement	6.25	8.27	32.44
		85	Electrical machinery and equipment and parts thereof; sound recorders and	6.20	8.11	30.67
		48	Paper and paperboard; articles of paper pulp, of paper or of paperboard	7.33	6.43	-12.30
		30	Pharmaceutical products	4.26	6.07	42.66
		64	Footwear, gaiters and the like; parts of such articles	4.91	5.23	6.36
		24	Tobacco and manufactured tobacco substitutes	4.58	5.03	9.81
		76	Aluminium and articles thereof	1.62	4.10	152.70
		17	Sugars and sugar confectionery	3.52	3.95	12.39
		32	Tanning or dyeing extracts; tannins and their derivatives; dyes, pigments and	1.99	3.38	69.60
		22	Beverages, spirits and vinegar	1.20	3.14	161.14
		73	Articles of iron or steel	3.53	3.08	-12.66
		10	Cereals	2.69	3.02	12.41
		84	Nuclear reactors, boilers, machinery and mechanical appliances; parts there	3.52	2.96	-15.71
		34	Soap, organic surface-active agents, washing preparations, lubricating prepa	3.69	2.63	-28.79
		27	Mineral fuels, mineral oils and products of their distillation; bituminous sub	6.02	2.57	-57.29
		90	Optical, photographic, cinematographic, measuring, checking, precision, med	1.56	2.11	35.52
		4 digits				
		4901	Printed books, brochures, leaflets and similar printed matter, whether or no	4.59	35.12	664.96
		7210	Flat-rolled products of iron or non-alloy steel, of a width of 600 mm or more	12.21	11.30	-7.47
		2501	Salt (including table salt and denatured salt) and pure sodium chloride, whe	4.02	5.60	39.29
		3004	Medicaments (excluding goods of heading 30.02, 30.05 or 30.06) consisting o	3.76	5.36	42.62
		2402	Cigars, cheroots, cigarillos and cigarettes, of tobacco or of tobacco substitu	4.58	5.03	9.81
		1511	Palm oil and its fractions, whether or not refined, but not chemically modifi	5.52	4.65	-15.74
		4819	Cartons, boxes, cases, bags and other packing containers, of paper, paperbo	3.75	4.15	10.77
		6402	Other footwear with outer soles and uppers of rubber or plastics.	3.07	3.77	22.67
		1704	Sugar confectionery (including white chocolate), not containing cocoa.	3.43	3.74	9.08
		3923	Articles for the conveyance or packing of goods, of plastics; stoppers, lids, ca	0.92	2.92	217.93
		8528	Reception apparatus for television, whether or not incorporating radio-broa	0.05	2.57	5224.18
		1005	Maize (corn).	1.38	2.44	76.62
		2523	Portland cement, aluminous cement, slag cement, supersulphate cement a	1.93	2.22	15.33
		8544	Insulated (including enamelled or anodised) wire, cable (including co-axial	2.65	2.20	-16.90
		7605	Aluminium wire.	0.07	2.18	3018.35
		2710	Petroleum oils and oils obtained from bituminous minerals, other than crud	5.48	2.15	-60.74
		7214	Other bars and rods of iron or non-alloy steel, not further worked than forge	2.34	1.99	-15.10
		3924	Tableware, kitchenware, other household articles and toilet articles, of plas	1.72	1.87	8.65
		3917	Tubes, pipes and hoses, and fittings therefor (for example, joints, elbows, f	1.50	1.72	14.67
		3402	Organic surface-active agents (other than soap); surface-active preparations	1.86	1.65	-10.85

Table 5c (Ctd): Intra-EAC Trade of the Major twenty imports, 2014 compared to 2013 (Values in US\$ million)								
Partner state	Ctry of Origin	HS level	Description of Goods	2013	2014	2013/14 % change		
Rwanda	Uganda	2 digits						
		25	Salt; sulphur; earths and stone; plastering materials, lime and cement	59.36	57.78	-2.67		
		15	Animal or vegetable fats and oils and their cleavage products; prepared edible fats	53.50	55.66	4.04		
		34	Soap, organic surface-active agents, washing preparations, lubricating preparations	15.34	15.53	1.24		
		72	Iron and steel	7.56	14.02	85.43		
		17	Sugars and sugar confectionery	0.49	9.60	1862.62		
		10	Cereals	7.51	8.74	16.29		
		22	Beverages, spirits and vinegar	4.20	6.00	42.72		
		48	Paper and paperboard; articles of paper pulp, of paper or of paperboard	5.92	5.86	-1.02		
		73	Articles of iron or steel	5.86	5.55	-5.17		
		39	Plastics and articles thereof	4.98	5.51	10.73		
		03	Fish and crustaceans, molluscs and other aquatic invertebrates	3.30	4.39	32.88		
		07	Edible vegetables and certain roots and tubers	4.31	3.89	-9.76		
		32	Tanning or dyeing extracts; tannins and their derivatives; dyes, pigments and other colorants	2.94	3.33	13.30		
		33	Essential oils and resinoids; perfumery, cosmetic or toilet preparations	2.67	3.26	22.11		
		44	Wood and articles of wood; wood charcoal	2.93	3.26	11.22		
		90	Optical, photographic, cinematographic, measuring, checking, precision, medical or surgical instruments and appliances	0.21	2.50	1114.25		
		08	Edible fruit and nuts; peel of citrus fruit or melons	0.87	2.22	153.95		
		30	Pharmaceutical products	1.98	1.69	-14.51		
		84	Nuclear reactors, boilers, machinery and mechanical appliances; parts thereof	0.89	1.68	88.21		
		76	Aluminium and articles thereof	1.00	1.56	55.93		
				4 digits				
				2523	Portland cement, aluminous cement, slag cement, supersulphate cement and other cements	58.23	56.55	-2.89
				1516	Animal or vegetable fats and oils and their fractions, partly or wholly hydrogenated	32.87	46.07	40.18
				3401	Soap; organic surface-active products and preparations for use as soap, in the form of cakes	12.89	13.18	2.27
				1701	Cane or beet sugar and chemically pure sucrose, in solid form.	0.30	9.41	3030.92
				1511	Palm oil and its fractions, whether or not refined, but not chemically modified	18.88	8.05	-57.33
				1005	Maize (corn).	6.49	7.31	12.68
				7214	Other bars and rods of iron or non-alloy steel, not further worked than forged	1.69	5.87	246.54
				4819	Cartons, boxes, cases, bags and other packing containers, of paper, paperboard or other fibrous material	3.72	4.41	18.54
				7306	Other tubes, pipes and hollow profiles (for example, open seam or welded, cold-chamber, hot-chamber or double-flange)	4.00	4.31	7.89
				7210	Flat-rolled products of iron or non-alloy steel, of a width of 600 mm or more	0.55	3.66	567.53
				0305	Fish, dried, salted or in brine; smoked fish, whether or not cooked before or after salting	2.58	3.64	40.99
				3208	Paints and varnishes (including enamels and lacquers) based on synthetic polymers of ethylene	2.80	3.07	9.75
				4403	Wood in the rough, whether or not stripped of bark or sapwood, or roughly squared	2.01	2.63	30.68
				3923	Articles for the conveyance or packing of goods, of plastics; stoppers, lids, caps and other closures	1.37	2.45	79.05
				9018	Instruments and appliances used in medical, surgical, dental or veterinary science, diagnosis or treatment	0.14	2.33	1512.64
				3402	Organic surface-active agents (other than soap); surface-active preparations	2.44	2.32	-5.03
				7217	Wire of iron or non-alloy steel.	1.82	2.07	13.76
				2208	Undenatured ethyl alcohol of an alcoholic strength by volume of less than 80 % vol or	2.39	1.91	-19.91
				3304	Beauty or make-up preparations and preparations for the care of the skin (of	1.15	1.77	54.12
				2207	Undenatured ethyl alcohol of an alcoholic strength by volume of 80 % vol or	0.68	1.75	156.29

Table 5c (Ctd): Intra-EAC Trade of the Major twenty imports, 2014 compared to 2013 (Values in US\$ million)								
Partner state	Ctry of Origin	HS level	Description of Goods	2013	2014	2013/14 % change		
Rwanda	Burundi	digit level						
		34	Soap, organic surface-active agents, washing preparations, lubricating preparations	1.17	1.51	28.67		
		07	Edible vegetables and certain roots and tubers	0.81	0.86	6.96		
		09	Coffee, tea, mate and spices	0.79	0.72	-7.86		
		08	Edible fruit and nuts; peel of citrus fruit or melons	0.41	0.43	6.54		
		72	Iron and steel	1.37	0.37	-72.88		
		39	Plastics and articles thereof	0.51	0.32	-36.85		
		70	Ceramic products	0.50	0.27	-45.63		
		73	Articles of iron or steel	0.10	0.25	159.51		
		10	Cereals	0.09	0.18	100.58		
		22	Beverages, spirits and vinegar	0.23	0.18	-22.13		
		03	Fish and crustaceans, molluscs and other aquatic invertebrates	0.12	0.16	35.27		
		85	Electrical machinery and equipment and parts thereof; sound recorders and reproducers	0.38	0.12	-67.35		
		84	Nuclear reactors, boilers, machinery and mechanical appliances; parts thereof	0.15	0.11	-27.05		
		52	Cotton	0.01	0.09	925.09		
		28	Inorganic chemicals; organic or inorganic compounds of precious metals, of rare earth metals	0.02	0.09	267.66		
		14	Vegetable plaiting materials; vegetable products not elsewhere specified or included	0.04	0.07	85.84		
		41	Raw hides and skins (other than furskins) and leather	0.07	0.06	-12.78		
		11	Products of the milling industry; malt; starches; inulin; wheat gluten	0.08	0.06	-24.35		
		23	Residues and waste from the food industries; prepared animal fodder	0.04	0.05	39.29		
		21	Miscellaneous edible preparations	0.00	0.04	2770.83		
				4 digit level				
				3401	Soap; organic surface-active products and preparations for use as soap, in the form of cakes	1.17	1.51	29.22
				0901	Coffee, whether or not roasted or decaffeinated; coffee husks and skins; coffee substitutes	0.78	0.71	-8.84
				0714	Manioc, arrowroot, salep, Jerusalem artichokes, sweet potatoes and similar tubers	0.24	0.47	99.58
				0805	Citrus fruit, fresh or dried.	0.22	0.31	37.55
				7010	Carboys, bottles, flasks, jars, pots, phials, ampoules and other containers, of glass	0.48	0.27	-43.57
				7311	Containers for compressed or liquefied gas, of iron or steel.	0.07	0.24	260.23
				7214	Other bars and rods of iron or non-alloy steel, not further worked than forged	1.13	0.20	-82.29
				2203	Beer made from malt.	0.22	0.17	-21.43
				1001	Wheat and meslin.	0.00	0.16	182159.54
				3925	Builders' ware of plastics, not elsewhere specified or included.	0.02	0.15	556.56
				7204	Ferrous waste and scrap; remelting scrap ingots of iron or steel.	0.14	0.13	-7.67
				0305	Fish, dried, salted or in brine; smoked fish, whether or not cooked before or after salting	0.11	0.13	15.45
				0702	Tomatoes, fresh or chilled.	0.08	0.12	59.75
				0703	Onions, shallots, garlic, leeks and other alliaceous vegetables, fresh or chilled	0.11	0.11	2.60
				3923	Articles for the conveyance or packing of goods, of plastics; stoppers, lids, caps and other closures	0.45	0.11	-75.45
				0810	Other fruit, fresh.	0.17	0.09	-46.47
				0708	Leguminous vegetables, shelled or unshelled, fresh or chilled.	0.33	0.08	-75.88
				5208	Woven fabrics of cotton, containing 85 % or more by weight of cotton, weighing not more than 170 g/m ²	0.00	0.07	1417.18
				1404	Vegetable products not elsewhere specified or included.	0.04	0.07	90.97
				4101	Raw hides and skins of bovine (including buffalo) or equine animals (fresh, salted or	0.05	0.06	21.31

Table 5c (Ctd): Intra-EAC Trade of the Major twenty imports, 2014 compared to 2013 (Values in US\$ million)								
Partner state	Ctry of Origin	HS level	Description of Goods	2013	2014	2013/14 % change		
Burundi	Kenya	2 digits						
		31	FERTILISERS	8.47	7.92	-6%		
		27	MINERAL FUELS, OILS & PRODUCT OF THEIR DISTILLATION; ETC	6.99	5.31	-24%		
		72	IRON AND STEEL	8.68	4.33	-50%		
		73	ARTICLES OF IRON AND STEEL	3.20	2.52	-21%		
		39	PLASTICS AND ARTICLES THEREOF	3.56	1.77	-50%		
		85	Electrical mchy equip parts thereof, sound recorder etc	1.80	1.75	-3%		
		34	SOAP, ORGANIC SURFACE-ACTIVE AGENTS, WASHING PREP, ETC	1.26	1.46	16%		
		30	Pharmaceutical products	3.43	1.43	-58%		
		32	TANNING/DYEING EXTRACT; TANNINS & DERIVS; PIGM ETC	1.41	1.01	-28%		
		40	RUBBER AND ARTICLES THEREOF	0.96	0.83	-13%		
		84	Nuclear reactors, boilers, mchy & mech appliance, parts	1.08	0.77	-29%		
		48	PAPER & PAPERBOARD; ART OF PAPER PULP, PAPER/PAPERBOARD	1.04	0.73	-30%		
		87	VEHICLES O/T RAILW/TRANW ROOL-STOCK, PTS & ACCESSORIES	0.73	0.70	-4%		
		10	Cereals	0.64	0.64	1%		
		28	INORGN CHEM; COMPDS OF PREC MET, RADIOACT ELEMENTS ETC	0.64	0.50	-21%		
		25	SALT; SULPHUR; EARTH & STON; PLASTERING MAT; LIME & CEM	1.05	0.49	-53%		
		17	SUGARS AND SUGAR CONFECTIONERY	1.18	0.48	-60%		
		76	ALUMINIUM AND ARTICLES THEREOF	0.68	0.45	-34%		
		44	WOOD AND ARTICLES OF WOOD; WOOD CHARCOAL	0.53	0.42	-20%		
		49	PRINTED BOOKS, NEWSPAPERS, PICTURES & OTHER PRODUCT ETC	0.62	0.39	-37%		
				4digits				
				3105	Mineral or chemical fertilisers containing two or three of the fertilising eler	7.55	7.36	-1865%
				2710	Petroleum oils and oils obtained from bituminous minerals, other than crud	6.80	5.14	6815%
				7210	Flat-rolled products of iron or non-alloy steel, of a width of 600 mm or more	4.33	2.23	-48%
				7306	Other tubes, pipes and hollow profiles (for example, open seam or welded,	2.59	1.93	-26%
				3402	Organic surface-active agents (other than soap); surface-active preparations	0.60	1.35	126%
				3004	Medicaments (excluding goods of heading 30.02, 30.05 or 30.06) consisting o	3.28	1.30	-60%
				7208	Flat-rolled products of iron or non-alloy steel, of a width of 600 mm or more	1.42	0.68	-52%
				4011	New pneumatic tyres, of rubber.:	0.86	0.67	-22%
				7216	Angles, shapes and sections of iron or non-alloy steel.:	1.72	0.65	-62%
				1008	Buckwheat, millet and canary seed; other cereals.:	0.08	0.64	678%
				3923	Articles for the conveyance or packing of goods, of plastics; stoppers, lids, ca	1.81	0.60	-67%
				3209	Paints and varnishes (including enamels and lacquers) based on synthetic p	0.51	0.55	8%
				8507	Electric accumulators, including separators therefor, whether or not rectang	0.65	0.53	-18%
				4820	Registers, account books, note books, order books, receipt books, letter pad	0.21	0.45	114%
				3917	Tubes, pipes and hoses, and fittings therefor (for example, joints, elbows, f	0.40	0.45	13%
				8519	Turntables (record-decks), record-players, cassette-players and other sound	0.00	0.43	
				7308	Structures (excluding prefabricated buildings of heading 94.06) and parts of	0.06	0.39	518%
				1704	Sugar confectionery (including white chocolate), not containing cocoa.:	1.18	0.38	-68%
				4411	Fibreboard of wood or other ligneous materials, whether or not bonded wit	0.47	0.38	-20%
				1102	Cereal flours other than of wheat or meslin.:	0.00	0.38	14980%

Table 5c (Ctd): Intra-EAC Trade of the Major twenty imports, 2014 compared to 2013 (Values in US\$ million)								
Partner state	Ctry of Origin	HS level	Description of Goods	2013	2014	2013/14 % change		
Burundi	Rwanda	2digits						
		07	EDIBLE VEGETABLES AND CERTAIN ROOTS AND TUBERS	3.02	1.36	-55%		
		25	SALT; SULPHUR; EARTH & STON; PLASTERING MAT; LIME & CEM	0.51	1.17	129%		
		84	Nuclear reactors, boilers, mchy & mech appliance, parts	0.50	1.12	124%		
		39	PLASTICS AND ARTICLES THEREOF	2.35	1.00	-57%		
		70	GLASS AND GLASSWARE	0.21	0.48	123%		
		72	IRON AND STEEL	0.64	0.41	-36%		
		94	FURNITURE; BEDDING, MATTRESS, MATT SUPPORT, CUSHION ETC	0.34	0.39	14%		
		22	BEVERAGES, SPIRITS AND VINEGAR	0.54	0.30	-45%		
		27	MINERAL FUELS, OILS & PRODUCT OF THEIR DISTILLATION; ETC	0.04	0.28	537%		
		33	ESSENTIAL OILS & RESINOIDS; PERF, COSMETIC/TOILET PREP	0.38	0.24	-37%		
		85	Electrical mchy equip parts thereof, sound recorder etc	0.26	0.23	-14%		
		04	DAIRY PROD; BIRDS' EGGS; NATURAL HONEY; EDIBLE PROD NES	0.10	0.15	60%		
		48	PAPER & PAPERBOARD; ART OF PAPER PULP, PAPER/PAPERBOARD	0.08	0.14	82%		
		10	Cereals	0.89	0.11	-88%		
		87	VEHICLES O/T RAILW/TRANW ROOL-STOCK, PTS & ACCESSORIES	3.88	0.10	-97%		
		69	Ceramic products	0.08	0.09	10%		
		20	PREP OF VEGETABLE, FRUIT, NUTS OR OTHER PARTS OF PLANTS	0.10	0.08	-18%		
		64	Footwear, gaiters and the like, parts of such articles	0.03	0.07	102%		
		63	OTHER MADE UP TEXTILE ARTICLES; SETS; WORN CLOTHING ETC	0.03	0.06	88%		
		30	Pharmaceutical products	0.10	0.05	-44%		
				4digits				
				2523	Portland cement, aluminous cement, slag cement, supersulphate cement a	0.38	1.15	203%
				0701	Potatoes, fresh or chilled.:	0.79	1.03	29%
				3923	Articles for the conveyance or packing of goods, of plastics; stoppers, lids, ca	2.09	0.65	-69%
				7010	Carboys, bottles, flasks, jars, pots, phials, ampoules and other containers, o	0.21	0.48	125%
				8429	Self-propelled bulldozers, angledozers, graders, levellers, scrapers, mechar	0.07	0.41	511%
				8471	Automatic data processing machines and units thereof; magnetic or optical	0.13	0.38	192%
				2203	Beer made from malt.:	0.40	0.28	-30%
				9404	Mattress supports; articles of bedding and similar furnishing (for example, r	0.23	0.28	19%
				3901	Polymers of ethylene, in primary forms.:	0.00	0.24	1615930%
				2710	Petroleum oils and oils obtained from bituminous minerals, other than crud	0.00	0.22	
				0702	:	0.02	0.21	745%
				7214	Other bars and rods of iron or non-alloy steel, not further worked than forge	0.06	0.18	182%
				7217	Wire of iron or non-alloy steel.:	0.00	0.12	3635%
				3304	Beauty or make-up preparations and preparations for the care of the skin (o	0.14	0.12	-16%
				3305	Preparations for use on the hair.:	0.16	0.11	-31%
				1005	Maize (corn).:	0.87	0.11	-88%
				8466	Parts and accessories suitable for use solely or principally with the machine	0.00	0.09	
				0401	Milk and cream, not concentrated nor containing added sugar or other swee	0.06	0.09	59%
				2009	Fruit juices (including grape must) and vegetable juices, unfermented and n	0.10	0.08	-14%
				9405	Lamps and lighting fittings including searchlights and spotlights and parts th	0.00	0.08	78330%

Table 5c (Ctd): Intra-EAC Trade of the Major twenty imports, 2014 compared to 2013 (Values in US\$ million)								
Partner state	Ctry of Origin	HS level	Description of Goods	2013	2014	2013/14 % change		
Burundi	Tanzania	2 digits						
		25	SALT; SULPHUR; EARTH & STON; PLASTERING MAT; LIME & CEM	6.76	14.30	111%		
		10	Cereals	46.37	9.08	-80%		
		27	MINERAL FUELS, OILS & PRODUCT OF THEIR DISTILLATION; ETC	2.38	8.31	249%		
		15	ANIMAL/VEG FATS & OIL & THEIR CLEAVAGE PRODUCTS; ETC	1.52	4.34	186%		
		63	OTHER MADE UP TEXTILE ARTICLES; SETS; WORN CLOTHING ETC	4.46	4.10	-8%		
		70	GLASS AND GLASSWARE	7.23	3.01	-58%		
		31	FERTILISERS	7.07	2.75	-61%		
		03	FISH & CRUSTACEAN, MOLLUSC & OTHER AQUATIC INVERTEBRATE	2.11	1.77	-16%		
		72	IRON AND STEEL	1.28	1.73	35%		
		12	OIL SEED, OLEAGI FRUITS; MISCELL GRAIN, SEED, FRUIT ETC	1.32	1.42	7%		
		84	Nuclear reactors, boilers, mchy & mech appliance, parts	2.20	0.75	-66%		
		48	PAPER & PAPERBOARD; ART OF PAPER PULP, PAPER/PAPERBOARD	0.85	0.68	-20%		
		19	PREP OF CEREAL, FLOUR, STARCH/MILK; PASTRYCOOKS' PROD	0.44	0.53	22%		
		33	ESSENTIAL OILS & RESINOIDS; PERF, COSMETIC/TOILET PREP	2.05	0.49	-76%		
		39	PLASTICS AND ARTICLES THEREOF	2.80	0.46	-84%		
		07	EDIBLE VEGETABLES AND CERTAIN ROOTS AND TUBERS	0.49	0.45	-9%		
		11	PROD MILL INDUST; MALT; STARCHES; INSULIN; WHEAT GLUTEN	0.26	0.25	-4%		
		85	Electrical mchy equip parts thereof, sound recorder etc	0.13	0.23	83%		
		02	MEAT AND EDIBLE MEAT OFFAL	0.00	0.18			
		73	ARTICLES OF IRON AND STEEL	0.41	0.16	-61%		
				2 digits				
				2523	Portland cement, aluminous cement, slag cement, supersulphate cement a	4.39	11.91	171%
				2710	Petroleum oils and oils obtained from bituminous minerals, other than crud	1.89	6.51	244%
				1006	Rice.:	43.73	6.04	-86%
				1518	Animal or vegetable fats and oils and their fractions, boiled, oxidised, dehy	0.25	3.70	1377%
				6304	Other furnishing articles, excluding those of heading 94.04.:	3.68	3.40	-8%
				7010	Carboys, bottles, flasks, jars, pots, phials, ampoules and other containers, o	7.23	3.01	-58%
				1005	Maize (corn).:	0.90	2.54	181%
				2501	Salt (including table salt and denatured salt) and pure sodium chloride, whe	2.28	2.28	0%
				3105	Mineral or chemical fertilisers containing two or three of the fertilising eler	5.65	1.94	-66%
				0305	Fish, dried, salted or in brine; smoked fish, whether or not cooked before o	2.01	1.72	-15%
				2712	Petroleum jelly; paraffin wax, micro-crystalline petroleum wax, slack wax, d	0.08	1.37	1616%
				1202	Ground-nuts, not roasted or otherwise cooked, whether or not shelled or b	0.93	1.37	47%
				7210	Flat-rolled products of iron or non-alloy steel, of a width of 600 mm or more	0.94	1.13	21%
				3102	Mineral or chemical fertilisers, nitrogenous.:	1.23	0.78	-37%
				6305	Sacks and bags, of a kind used for the packing of goods.:	0.72	0.68	-5%
				7214	Other bars and rods of iron or non-alloy steel, not further worked than forge	0.07	0.54	712%
		1905	Bread, pastry, cakes, biscuits and other bakers' wares, whether or not conta	0.44	0.52	20%		
		3304	Beauty or make-up preparations and preparations for the care of the skin (o	2.01	0.48	-76%		
		1008	Buckwheat, millet and canary seed; other cereals.:	0.00	0.45	143270%		
		8429	Self-propelled bulldozers, angledozers, graders, levellers, scrapers, mechan	0.34	0.44	29%		

Table 5c (Ctd): Intra-EAC Trade of the Major twenty imports, 2014 compared to 2013 (Values in US\$ million)								
Partner state	Ctry of Origin	HS level	Description of Goods	2013	2014	2013/14 % change		
Burundi	Uganda	2digits						
		72	IRON AND STEEL	7.98	6.48	-19%		
		15	ANIMAL/VEG FATS & OIL & THEIR CLEAVAGE PRODUCTS; ETC	3.88	3.41	-12%		
		48	PAPER & PAPERBOARD; ART OF PAPER PULP, PAPER/PAPERBOARD	3.14	2.01	-36%		
		25	SALT; SULPHUR; EARTH & STON; PLASTERING MAT; LIME & CEM	0.00	1.72			
		73	ARTICLES OF IRON AND STEEL	1.44	1.59	11%		
		24	TOBACCO AND MANUFACTURED TOBACCO SUBSTITUTES	3.16	1.44	-54%		
		30	Pharmaceutical products	1.78	1.21	-32%		
		01	Live animals	0.00	0.95	471256%		
		32	TANNING/DYEING EXTRACT; TANNINS & DERIVS; PIGM ETC	0.63	0.69	9%		
		39	PLASTICS AND ARTICLES THEREOF	0.11	0.64	509%		
		33	ESSENTIAL OILS & RESINOIDS; PERF, COSMETIC/TOILET PREP	0.00	0.58			
		11	PROD MILL INDUST; MALT; STARCHES; INSULIN; WHEAT GLUTEN	0.68	0.45	-34%		
		87	VEHICLES O/T RAILW/TRANW ROOL-STOCK, PTS & ACCESSORIES	0.71	0.39	-45%		
		04	DAIRY PROD; BIRDS' EGGS; NATURAL HONEY; EDIBLE PROD NES	0.87	0.34	-61%		
		63	OTHER MADE UP TEXTILE ARTICLES; SETS; WORN CLOTHING ETC	0.00	0.26			
		84	Nuclear reactors, boilers, mchy & mech appliance, parts	0.03	0.24	819%		
		44	WOOD AND ARTICLES OF WOOD; WOOD CHARCOAL	0.00	0.23	6655%		
		34	SOAP, ORGANIC SURFACE-ACTIVE AGENTS, WASHING PREP, ETC	0.00	0.19			
		07	EDIBLE VEGETABLES AND CERTAIN ROOTS AND TUBERS	0.00	0.15			
		35	ALBUMINOIDAL SUBS; MODIFIED STARCHES; GLUES; ENZYMES	0.00	0.11			
				4digits				
				7210	Flat-rolled products of iron or non-alloy steel, of a width of 600 mm or more	3.93	2.68	-32%
				1516	Animal or vegetable fats and oils and their fractions, partly or wholly hydrog	0.93	2.40	157%
				7214	Other bars and rods of iron or non-alloy steel, not further worked than forge	1.23	1.81	47%
				2523	Portland cement, aluminous cement, slag cement, supersulphate cement a	6.49	1.68	-74%
				4820	Registers, account books, note books, order books, receipt books, letter pad	2.57	1.65	-36%
		2401	Unmanufactured tobacco; tobacco refuse.:	3.13	1.34	-57%		
		7306	Other tubes, pipes and hollow profiles (for example, open seam or welded,	0.73	1.30	79%		
		3004	Medicaments (excluding goods of heading 30.02, 30.05 or 30.06) consisting d	1.65	1.16	-30%		
		1511	Palm oil and its fractions, whether or not refined, but not chemically modifi	2.73	0.87	-68%		
		0102	Live bovine animals.:	1.48	0.85	-43%		
		7208	Flat-rolled products of iron or non-alloy steel, of a width of 600 mm or more	1.13	0.83	-27%		
		7216	Angles, shapes and sections of iron or non-alloy steel.:	0.20	0.52	163%		
		3208	Paints and varnishes (including enamels and lacquers) based on synthetic p	0.11	0.46	304%		
		7209	Flat-rolled products of iron or non-alloy steel, of a width of 600 mm or more	0.45	0.42	-7%		
		3304	Beauty or make-up preparations and preparations for the care of the skin (o	0.48	0.39	-19%		
		0401	Milk and cream, not concentrated nor containing added sugar or other swee	0.78	0.32	-59%		
		1102	Cereal flours other than of wheat or meslin.:	0.51	0.32	-38%		
		4819	Cartons, boxes, cases, bags and other packing containers, of paper, paperbo	0.41	0.30	-25%		
		3901	Polymers of ethylene, in primary forms.:	0.28	0.26	-8%		
		3917	Tubes, pipes and hoses, and fittings therefor (for example, joints, elbows, f	0.28	0.22	-19%		

Table 5c (Ctd): Intra-EAC Trade of the Major twenty imports, 2014 compared to 2013 (Values in US\$ million)								
Partner state	Ctry of Origin	HS level	Description of Goods	2013	2014	2013/14 '% change		
Tanzania	Kenya	2 digits	28 Inorgn chem; compds of prec met, radioact elements etc	12.03	124.49	935.15		
			84 Nuclear reactors, boilers, mchy & mech appliance; parts	15.88	51.12	221.94		
			34 Soap, organic surface-active agents, washing prep, etc	19.17	42.90	123.82		
			30 Pharmaceutical products	27.82	41.27	145.44		
			39 Plastics and articles thereof	16.81	32.57	3,422.01		
			88 Aircraft, spacecraft, and parts of	0.92	31.93	3,352.73		
			87 Vehicles o/t railw/tranw rool-stock, pts & accessories	30.20	30.26	0.18		
			15 Animal/veg fats & oil & their cleavage products; etc	20.44	28.88	41.28		
			25 Salt; sulphur; earth & ston; plastering mat; lime & cem	21.38	27.35	27.90		
			85 Electrical mchy equip parts thereof; sound recorder etc	18.68	20.96	12.19		
			73 Articles of iron and steel	7.49	14.73	96.68		
			76 Aluminium and articles thereof	11.41	14.17	24.20		
			17 Sugars and sugar confectionery	9.16	14.08	53.75		
			49 Printed books, newspapers, pictures & other product etc	3.11	13.32	327.82		
			94 Furniture; bedding, mattress, matt support, cushion etc	7.01	12.56	79.29		
			27 Mineral fuels, oils & product of their distillation; etc	23.19	12.50	-46.09		
			83 Miscellaneous articles of basee metal	5.16	11.38	120.53		
			02 Meat and edible meat offal	5.06	10.40	105.55		
			48 Paper & paperboard; art of paper pulp, paper/paperboard	6.28	10.10	60.80		
			04 Dairy prod; birds' eggs; natural honey; edible prod nes	6.57	9.60	46.12		
				4 digits				
				2839	Silicates; commercial alkali metal silicates	2.56	114.43	4,362.54
				3004	Medicaments of mixed or unmixed products, for retail sale	26.54	37.99	43.12
				8802	Other aircraft (eg helicopters, aeroplanes); spacecraft, etc	0.92	30.48	3,226.67
				3401	Soap; organic surface-active products in bars, etc; paper with soap,etc	9.33	26.53	184.51
				3923	Articles for conveyance or packing of goods, of plastics	11.90	22.39	88.19
				8431	Parts suitable for use with the machinery of 84.25 to 84.30	1.15	20.66	1,699.85
				2523	Portland cement, aluminous cement, persulphate cement, etc	13.25	17.04	28.59
				3402	Non-soap surface-active agents; washing preparations in powder, liquid etc	7.64	14.50	89.75
				1517	Margarine; edible preparations of animal or vegetable fats or oils, nes	6.99	13.83	97.79
				1704	Sugar confectionery (incl. White chocolate), not containing cocoa	8.81	13.81	56.86
				8716	Trailers and semi-trailers; other vehicles, not machanically propelled	10.72	12.39	15.54
				8507	Electric accumulators (incl. Separators therefor)	7.70	11.56	50.19
				2710	Petroleum oils and oils obtained from bituminous minerals,other than crud	21.30	11.01	-48.32
				8309	Stoppers, caps and lids, capsules for bottles... Of base metal	4.46	9.90	122.14
				2501	Salt/pure sodium chloride whether or not cont ant-caking agents;seawater	7.99	9.75	22.09
				0401	Milk and cream, not concentrated or sweetened	6.03	9.11	51.14
				8479	Machines and mechanical appliances, having individual functions, nes	0.80	8.76	1,001.29
				7615	Table, kitchen, household and sanitary articles... Of aluminium	7.25	8.62	18.88
				9406	Prefabricated buildings	3.55	8.44	138.01
				1511	Palm oil and its fractions wheather or not refined not chemically modified	4.50	8.11	80.24

Table 5c (Ctd): Intra-EAC Trade of the Major twenty imports, 2014 compared to 2013 (Values in US\$ million)								
Partner state	Ctry of Origin	HS level	Description of Goods	2013	2014	2013/14 '% change		
Tanzania	Uganda	2 digits	44 Wood and articles of wood; wood charcoal	0.50	13.63	2,624.64		
			84 Nuclear reactors, boilers, mchy & mech appliance; parts	1.50	4.21	180.40		
			87 Vehicles o/t railw/tranw rool-stock, pts & accessories	6.61	3.79	-42.74		
			30 Pharmaceutical products	0.75	3.54	185.38		
			15 Animal/veg fats & oil & their cleavage products; etc	1.24	2.43	-81.72		
			85 Electrical mchy equip parts thereof; sound recorder etc	13.31	2.40	-81.99		
			24 Tobacco and manufactured tobacco substitutes	1.01	2.38	135.69		
			34 Soap, organic surface-active agents, washing prep, etc	1.37	1.99	45.42		
			90 OPTICAL, PHOTO, CINE, MEAS, CHECKING, PRECISION, etc	0.17	1.83	1,005.01		
			72 Iron and steel	0.09	1.45	1,583.39		
			22 Beverages, spirits and vinegar	1.14	1.35	18.21		
			12 Oil seed, oleagi fruits; miscell grain, seed, fruit etc	0.16	1.33	743.06		
			48 Paper & paperboard; art of paper pulp, paper/paperboard	0.24	1.20	397.28		
			10 Cereals	22.58	1.12	-95.05		
			04 Dairy prod; birds' eggs; natural honey; edible prod nes	0.65	1.07	66.31		
			07 Edible vegetables and certain roots and tubers	0.96	1.05	9.94		
			33 Essential oils & resinoids; perf, cosmetic/toilet prep	0.52	0.78	49.49		
			39 Plastics and articles thereof	0.16	0.57	258.65		
			27 Mineral fuels, oils & product of their distillation; etc	0.21	0.49	135.82		
						0.22	0.24	8.06
				4 digits		58.03	48.22	
				4404	Hoopwood; split poles; piles, etc; wooden sticks, etc; chipwood	0.39	8.72	2,112.73
				4403	Wood in the rough or roughly squared	0.04	4.91	12,438.73
				3004	Medicaments of mixed or unmixed products, for retail sale	0.75	3.48	365.11
				2401	Unmanufactured tobacco; tobacco refuse	1.01	2.38	135.69
				8704	Motor vehicles for the transport of goods	4.70	2.22	-52.85
				3401	Soap; organic surface-active products in bars, etc; paper with soap,etc	1.32	1.85	40.15
				8429	Self-propelled bulldozers, angledozers, graders, levellers, etc	0.33	1.35	311.19
				8703	Motor cars and other motor vehicles for the transport of persons	1.33	1.33	-0.07
				7210	Rolled iron or non-alloy steel, >=600mm wide, clad, plated or coated	0.04	1.32	3,038.37
				8459	Machine-tools for drilling, boring, milling... By removing metal	0.50	1.26	151.70
				2201	Waters, (incl. Mineral waters and aerated waters); ice and snow	1.10	1.18	7.17
				9015	Surveying, hydrographic, oceanographic... Instruments/appliances, nes	0.00	1.15	
				1511	Palm oil and its fractions wheather or not refined not chemically modified	0.29	1.02	259.26
				8517	Electrical apparatus for line telephony or line telegraphy	12.66	0.92	-92.71
				4821	Paper or paperboard labels of all kinds, whether or not printed	0.03	0.92	3,260.98
				1515	Other fixed vegetable fats and oils (incl. Jojoba oil) and fractions	0.08	0.83	962.14
				0713	Dried leguminous vegetables, shelled	0.80	0.79	-1.15
				1008	Buckwheat, millet and canary seed and other cereals, nes	10.63	0.73	-93.09
				1201	Soya beans	0.01	0.67	4,390.00
				0402	Milk and cream, concentrated or sweetened	0.03	0.62	2,128.52

Table 5c (Ctd): Intra-EAC Trade of the Major twenty imports, 2014 compared to 2013 (Values in US\$ million)								
Partner state	Ctry of Origin	HS level	Description of Goods	2013	2014	2013/14 % change		
Tanzania	Burundi	2 digits						
		38	Miscellaneous chemical products	0.05	0.28	457.80		
		22	Beverages, spirits and vinegar	0.01	0.17	1,283.47		
		87	Vehicles o/t railw/tranw rool-stock, pts & accessories	0.75	0.07	-91.30		
		39	Plastics and articles thereof	-	0.03	#DIV/0!		
		72	Iron and steel	-	0.02	6,481.23		
		83	Miscellaneous articles of base metal	0.00	0.00	-31.93		
		85	Electrical mchy equip parts thereof; sound recorder etc	0.01	0.00	-98.20		
		09	Coffee, tea, mate and spices	-	0.00			
		94	Furniture; bedding, mattress, matt support, cushion etc	-	0.00			
		62	Art of apparel & clothing access, not knitted/crocheted	-	0.00			
		49	Printed books, newspapers, pictures & other product etc	-	0.00			
		25	Salt; sulphur; earth & ston; plastering mat; lime & cem	-	0.00			
		10	Cereals	-	0.00			
		30	Pharmaceutical products	-	0.00			
		76	Aluminium and articles thereof	0.00	-	-100.00		
		90	OPTICAL, PHOTO, CINE, MEAS, CHECKING, PRECISION, etc	0.05	-	-100.00		
		96	Miscellaneous manufactured articles	0.02	-	-100.00		
		73	Articles of iron and steel	0.00	-	-100.00		
		32	Tanning/dyeing extract; tannins & derivs; pigm etc	0.01	-	-100.00		
		84	Nuclear reactors, boilers, mchy & mech appliance; parts	0.79	-	-100.00		
				4 digits				
				3824	Prepared binders for foundry mould or cores	0.05	0.28	
				2203	Beer made from malt	0.01	0.17	1,283.47
				8703	Motor cars and other motor vehicles for the transport of persons	0.15	0.03	-78.66
				3915	Waste, parings and scrap, of plastics	0.00	0.03	
				8704	Motor vehicles for the transport of goods	0.59	0.02	-96.84
				7224	Other alloy steel in primary forms; semi-products thereof	0.00	0.02	
				8711	Motocycles (incl. Mopeds) and cycles fitted with an auxiliary motor	0.00	0.01	183.52
				8707	Bodies (incl. Cabs) for the motorvehicles of 87.01 to 87.05	0.00	0.01	
				8708	Parts and accessories of the motor vehicles of 87.01 to 87.05	0.00	0.00	1,079.98
				8305	Fittings for loose-leaf binders or files, letter clips... Of base metal	0.00	0.00	
				8517	Electrical apparatus for line telephony or line telegraphy	0.01	0.00	-97.94
				0901	Coffee; coffee husks and skins; coffee substitutes containing coffee	0.00	0.00	
				9403	Other furniture and parts thereof	0.00	0.00	
				6203	Men's or boys' suits, ensembles, jackets, blazers, trousers, etc	0.00	0.00	
				4901	Printed books, brochures, leaflets and similar printed matter	0.00	0.00	
				2505	Natural sands of all kinds, (excl. Metal-bearing sands of chapter 26)	0.00	0.00	
				8512	Electrical lighting/signalling equipment, etc, for cycles/motor vehicles	0.00	0.00	
				1007	Grain sorghum	0.00	0.00	
				3002	Human blood; animal blood; antisera, etc; vaccines, toxins, etc	0.00	0.00	
				8701	Tractors (excl. Tractors of 87.09)	0.01	-	-100.00
				1511	Palm oil and its fractions wheather or not refined not chemically modified	4.50	8.11	80.24

Table 5c (Ctd): Intra-EAC Trade of the Major twenty imports, 2014 compared to 2013 (Values in US\$ million)								
Partner state	Ctry of Origin	HS level	Description of Goods	2013	2014	2013/14 % change		
Tanzania	Rwanda	2 digits						
		44	Wood and articles of wood; wood charcoal	0.00	2.57	719,080.65		
		85	Electrical mchy equip parts thereof; sound recorder etc	0.16	0.32	104.04		
		87	Vehicles o/t railw/tranw rool-stock, pts & accessories	0.21	0.16	-25.44		
		84	Nuclear reactors, boilers, mchy & mech appliance; parts	0.38	0.07	1,411,680.98		
		90	OPTICAL, PHOTO, CINE, MEAS, CHECKING, PRECISION, etc	0.00	0.03	-57.14		
		70	Glass and glassware	0.06	0.01	-76.17		
		82	Tool, implement, cutlery, spoon & fork, of base met etc	0.00	0.01	440.81		
		22	Beverages, spirits and vinegar	0.01	0.01	126.67		
		28	Inorgn chem; compds of prec met, radioact elements etc	-	0.01			
		25	Salt; sulphur; earth & ston; plastering mat; lime & cem	0.00	0.00	47,771.47		
		96	Miscellaneous manufactured articles	0.00	0.00	409.55		
		71	Natural/cultured pearls, prec stones & metals, coin etc	-	0.00			
		40	Rubber and articles thereof	0.01	0.00	-88.10		
		72	Iron and steel	0.01	0.00	-91.89		
		42	Articles of leather; saddlery/harness; travel goods etc	-	0.00			
		73	Articles of iron and steel	0.09	0.00	-99.25		
		68	Art of stone, plaster, cement, asbestos, mica/sim mat	0.00	0.00	2,788.88		
		39	Plastics and articles thereof	0.01	0.00	-96.61		
		62	Art of apparel & clothing access, not knitted/crocheted	-	0.00			
		61	Art of apparel & clothing access, knitted or crocheted	0.00	0.00	-94.67		
				4 digits				
				4404	Hoopwood; split poles; piles, etc; wooden sticks, etc; chipwood	0.00	2.03	
				4403	Wood in the rough or roughly squared	0.00	0.54	
				8517	Electrical apparatus for line telephony or line telegraphy	0.13	0.16	23.18
				8704	Motor vehicles for the transport of goods	0.00	0.09	
				8521	Video recording or reproducing apparatus	0.00	0.04	
				8703	Motor cars and other motor vehicles for the transport of persons	0.06	0.03	-48.28
				9022	Apparatus based on x-rays or on alpha, beta or gamma radiation, etc	0.00	0.03	
				8430	Earth moving... Machinery, nes; pile-drivers/extractors; snow-ploughs	0.02	0.02	4.71
				8716	Trailers and semi-trailers; other vehicles, not machanically propelled	0.00	0.02	
				8542	Electronic integrated circuits and microassemblies	0.00	0.02	
				8528	Television receivers (incl. Video monitors and video projectors)	0.00	0.02	
				8518	Microphones; loudspeakers; headphones...; electric amplifiers...	0.00	0.02	
				8538	Parts suitable for use with the apparatus of 85.35, 85.36 or 85.37	0.00	0.02	
				8435	Presses, crushers, etc, for making wine, cider, fruit juices, etc	0.00	0.01	
				7001	Cullet and other waste of glass	0.04	0.01	-63.65
				8205	Hand tools, nes; blow lamps; vices, clamps, etc; anvils, etc	0.00	0.01	
				8536	Electrical apparatus for switching... Electrical circuits, =<1000v	0.00	0.01	2,262.32
				2203	Beer made from malt	0.01	0.01	126.67
				8507	Electric accumulators (incl. Separators therefor)	0.00	0.01	
				8701	Tractors (excl. Tractors of 87.09)	0.05	0.01	-73.82

Table 6a: Twenty major imports of EAC countries for 2013 (US\$ million)

Country	Hs level	Description of Goods	CIF values
Uganda	2 digits		
	27	Mineral Fuels, Oils & Product Of Their Distillation; Etc	1,340.56
	87	Vehicles O/T Railw/Tramw Roll-Stock, Pts & Accessories	530.27
	84	Nuclear Reactors, Boilers, Mchy & Mech Appliance; Parts	443.37
	85	Electrical Mchy Equip Parts Thereof; Sound Recorder Etc	389.69
	30	Pharmaceutical Products	347.69
	72	Iron And Steel	251.91
	39	Plastics And Articles Thereof	234.86
	15	Animal/Veg Fats & Oils & Their Cleavage Products; Etc	227.96
	10	Cereals	221.87
	90	Optical, Photo, Cine, Meas, Checking, Precision, Etc	152.33
	17	Sugars And Sugar Confectionery	146.85
	63	Other Made Up Textile Articles; Sets; Worn Clothing Etc	130.81
	48	Paper & Paperboard; Art Of Paper Pulp, Paper/Paperboard	120.36
	25	Salt; Sulphur; Earth & Ston; Plastering Mat; Lime & Cem	113.40
	38	Miscellaneous Chemical Products	94.56
	73	Articles Of Iron Or Steel	72.81
	40	Rubber And Articles Thereof	71.48
	22	Beverages, Spirits And Vinegar	70.75
	33	Essential Oils & Resinoids; Perf, Cosmetic/Toilet Prep	69.72
29	Organic Chemicals	54.63	
	4 digits		
	2710	Petroleum Oils, Etc, (Excl. Crude); Preparations Thereof, Ne	1281
	3004	Medicaments Of Mixed Or Unmixed Products, For Retail Sal	291
	1511	Palm Oil And Its Fractions	210
	8703	Motor Cars And Other Motor Vehicles For The Transport Of	209
	8517	Electrical Apparatus For Line Telephony Or Line Telegraphy	166
	1001	Wheat And Meslin	158
	1701	Cane Or Beet Sugar And Chemically Pure Sucrose, In Solid F	128
	8704	Motor Vehicles For The Transport Of Goods	112
	2523	Portland Cement, Aluminous Cement, Persulphate Cement	85
	7210	Rolled Iron Or Non-Alloy Steel, >=600Mm Wide, Clad, Plate	82
	7208	Hot-Rolled Iron Or Non-Alloy Steel, >=600Mm Wide	75
	9018	Instruments And Appliances Used In Medical, Surgical, Dent	68
	3901	Polymers Of Ethylene, In Primary Forms	65
	8711	Motocycles (Incl. Mopeds) And Cycles Fitted With An Auxili	62
	6309	Worn Clothing And Other Worn Articles	61
	1006	Rice	55
	8471	Automatic Data Processing Machines...; Magnetic Readers...	54
	4011	New Pneumatic Tyres, Of Rubber	53
	9015	Surveying, Hydrographic, Oceanographic... Instruments/Ap	48
	6304	Other Furnishing Articles, Nes (Excl. Of 94.04)	47

Table 6a (Ctd): Twenty major imports of EAC countries for 2013 (US\$ million)

Country	Hs level	Description of Goods	CIF values
Kenya	2 digits		
	27	Mineral fuels, mineral oils and products of their	3882.73
	84	Nuclear reactors, boilers, machinery and mechanica	1821.47
	87	Vehicles other than railway or tramway rolling-sto	1320.61
	85	Electrical machinery and equipment and parts there	1244.69
	72	Iron and steel.	775.51
	39	Plastics and articles thereof.	707.10
	10	Cereals.	577.14
	15	Animal or vegetable fats and oils and their cleava	562.68
	30	Pharmaceutical products.	446.56
	73	Articles of iron or steel.	410.09
	31	Fertilisers.	325.66
	48	Paper and paperboard; articles of paper pulp, of p	322.14
	38	Miscellaneous chemical products.	291.75
	90	Optical, photographic, cinematographic, measuring,	253.57
	88	Aircraft, spacecraft, and parts thereof.	251.09
	40	Rubber and articles thereof.	223.19
	17	Sugars and sugar confectionery.	194.41
	29	Organic chemicals.	158.77
	94	Furniture; bedding, mattresses, mattress supports,	154.37
63	Other made up textile articles; sets; worn clothin	146.70	
	4 digits		
	2710	Petroleum oils and oils obtained from bituminous m	3231.71
	1511	Palm oil and its fractions wheather or not refined	518.90
	8703	Motor cars and other motor vehicles for the transp	496.44
	2709	Petroleum oils crude	476.51
	8517	Electrical apparatus for line telephony or line te	407.21
	7208	Hot-rolled iron or non-alloy steel, >=600mm wide	381.35
	3004	Medicaments of mixed or unmixed products, for reta	354.99
	1001	Wheat and meslin	350.55
	8701	Tractors (excl. Tractors of 87.09)	231.44
	3105	Mineral or chemical fertilizers, nes; other fertil	230.66
	3901	Polymers of ethylene, in primary forms	214.74
	8704	Motor vehicles for the transport of goods	211.42
	8802	Other aircraft (eg helicopters, aeroplanes); space	188.73
	1701	Cane or beet sugar and chemically pure sucrose, in	176.04
	8471	Automatic data processing machines...; magnetic re	174.39
	1006	Rice	163.85
	8407	Spark-ignition reciprocating/rotary internal combu	141.03
	4011	New pneumatic tyres, of rubber	140.25
	7207	Semi-finished products of iron or non-alloy steel	129.17
	3808	Insecticides, rodenticides... And similar products	126.32

Table 6a (Ctd): Twenty major imports of EAC countries for 2013 (US\$ million)

Country	Hs level	Description of Goods	CIF values	
Tanzania	2 digits			
	87	VEHICLES O/T RAILW/TRANW ROOL-STOCK, PTS & ACCESSORI	38.00	
	85	ELECTRICAL MCHY EQUIP PARTS THEREOF; SOUND RECORDER	32.00	
	30	PHARMACEUTICAL PRODUCTS	29.00	
	10	CEREALS	24.00	
	27	MINERAL FUELS, OILS & PRODUCT OF THEIR DISTILLATION; E	23.00	
	15	ANIMAL/VEG FATS & OIL & THEIR CLEAVAGE PRODUCTS; ETC	22.00	
	25	SALT; SULPHUR; EARTH & STON; PLASTERING MAT; LIME & C	21.00	
	34	SOAP, ORGANIC SURFACE-ACTIVE AGENTS, WASHING PREP,	21.00	
	84	NUCLEAR REACTORS, BOILERS, MCHY & MECH APPLIANCE; P	19.00	
	39	PLASTICS AND ARTICLES THEREOF	17.00	
	28	INORGN CHEM; COMPDS OF PREC MET, RADIOACT ELEMENT	12.00	
	76	ALUMINIUM AND ARTICLES THEREOF	11.00	
	17	SUGARS AND SUGAR CONFECTIONERY	9.00	
	73	ARTICLES OF IRON AND STEEL	8.00	
	04	DAIRY PROD; BIRDS' EGGS; NATURAL HONEY; EDIBLE PROD N	7.00	
	38	MISCELLANEOUS CHEMICAL PRODUCTS	7.00	
	48	PAPER & PAPERBOARD; ART OF PAPER PULP, PAPER/PAPERB	7.00	
	94	FURNITURE; BEDDING, MATTRESS, MATT SUPPORT, CUSHION	7.00	
	40	RUBBER AND ARTICLES THEREOF	6.00	
	02	MEAT AND EDIBLE MEAT OFFAL	5.00	
		4 digits		
		3004	MEDICAMENTS OF MIXED OR UNMIXED PRODUCTS, FOR RET	27.00
		2710	PETROLEUM OILS AND OILS OBTAINED FROM BITUMINOUS N	21.00
		8517	ELECTRICAL APPARATUS FOR LINE TELEPHONY OR LINE TELEC	14.00
		2523	PORTLAND CEMENT, ALUMINOUS CEMENT, PERSULPHATE CE	13.00
	1005	MAIZE(CORN)	12.00	
	3923	ARTICLES FOR CONVEYANCE OR PACKING OF GOODS, OF PLA	12.00	
	1008	BUCKWHEAT, MILLET AND CANARY SEED AND OTHER CEREAL	11.00	
	3401	SOAP; ORGANIC SURFACE-ACTIVE PRODUCTS IN BARS, ETC;	11.00	
	8716	TRAILERS AND SEMI-TRAILERS; OTHER VEHICLES, NOT MACH	11.00	
	8704	MOTOR VEHICLES FOR THE TRANSPORT OF GOODS	10.00	
	1704	SUGAR CONFECTIONERY (INCL. WHITE CHOCOLATE), NOT CO	9.00	
	1516	ANIMAL OR VEGETABLE FATS AND OILS AND FRACTIONS, HY	8.00	
	2501	SALT/PURE SODIUM CHLORIDE WHETHER OR NOT CONT ANT	8.00	
	3402	NON-SOAP SURFACE-ACTIVE AGENTS; WASHING PREPARATI	8.00	
	8507	ELECTRIC ACCUMULATORS (INCL. SEPARATORS THEREFOR)	8.00	
	8702	PUBLIC-TRANSPORT TYPE PASSENGER MOTOR VEHICLES	8.00	
	0401	MILK AND CREAM, NOT CONCENTRATED OR SWEETENED	7.00	
	1517	MARGARINE; EDIBLE PREPARATIONS OF ANIMAL OR VEGETA	7.00	
	7615	TABLE, KITCHEN, HOUSEHOLD AND SANITARY ARTICLES... OF	7.00	
	1511	PALM OIL AND ITS FRACTIONS WHEATHER OR NOT REFINED	5.00	

Table 6a (Ctd): Twenty major imports of EAC countries for 2013 (US\$ million)

Country	Hs level	Description of Goods	CIF values	
Rwanda	2 digits			
	84	Nuclear reactors, boilers, machinery and mechanical applian	193.72	
	85	Electrical machinery and equipment and parts thereof; soun	179.47	
	27	Mineral fuels, mineral oils and products of their distillation	107.72	
	30	Pharmaceutical products	96.90	
	87	Vehicles other than railway or tramway rolling?stock, and pa	94.84	
	10	Cereals	91.88	
	25	Salt; sulphur; earths and stone; plastering materials, lime an	73.40	
	72	Iron and steel	72.20	
	15	Animal or vegetable fats and oils and their cleavage produc	65.57	
	73	Articles of iron or steel	60.47	
	90	Optical, photographic, cinematographic, measuring, checkin	51.81	
	17	Sugars and sugar confectionery	46.34	
	63	Other made up textile articles; sets; worn clothing and worn	42.25	
	39	Plastics and articles thereof	39.97	
	31	Fertilisers	39.51	
	48	Paper and paperboard; articles of paper pulp, of paper or of	29.59	
	94	Furniture; bedding, mattresses, mattress supports, cushions	26.57	
	34	Soap, organic surface-active agents, washing preparations, l	23.59	
	38	Miscellaneous chemical products	19.77	
	21	Miscellaneous edible preparations	18.14	
		4 digits		
		2710	Petroleum oils and oils obtained from bituminous minerals	95.64
		2523	Portland cement, aluminous cement, slag cement, supersul	67.21
		8517	Electrical apparatus for line telephony or line telegraphy, in	60.14
		1001	Wheat and meslin.	51.19
	3004	Medicaments (excluding goods of heading 30.02, 30.05 or 30	49.49	
	3002	Human blood; animal blood prepared for therapeutic, prop	43.25	
	1701	Cane or beet sugar and chemically pure sucrose, in solid for	41.79	
	8703	Motor cars and other motor vehicles principally designed fo	40.21	
	1516	Animal or vegetable fats and oils and their fractions, partly	34.23	
	7210	Flat-rolled products of iron or non-alloy steel, of a width of	28.70	
	3105	Mineral or chemical fertilisers containing two or three of th	28.27	
	1006	Rice.	27.64	
	1511	Palm oil and its fractions, whether or not refined, but not ch	27.04	
	8471	Automatic data processing machines and units thereof; mag	26.21	
	9018	Instruments and appliances used in medical, surgical, denta	25.61	
	8422	Dish washing machines; machinery for cleaning or drying bo	23.61	
	7308	Structures (excluding prefabricated buildings of heading 94	23.36	
	8544	Insulated (including enamelled or anodised) wire, cable (in	22.23	
	8704	Motor vehicles for the transport of goods.	21.35	
	6304	Other furnishing articles, excluding those of heading 94.04.	17.97	

Table 6a (Ctd): Twenty major imports of EAC countries for 2013 (US\$ million)

Country	Hs level	Description of Goods	CIF values	
Burundi				
	27	MINERAL FUELS, OILS & PRODUCT OF THEIR DISTILLATION; E	144.92	
	12	OIL SEED, OLEAGI FRUITS; MISCELL GRAIN, SEED, FRUIT ETC	139.06	
	85	Electrical mchy equip parts thereof, sound recorder etc	51.28	
	84	Nuclear reactors, boilers, mchy & mech appliance, parts	57.10	
	30	Pharmaceutical products	51.51	
	87	VEHICLES O/T RAILW/TRANW ROOL-STOCK, PTS & ACCESSO	66.09	
	10	Cereals	73.85	
	11	PROD MILL INDUST; MALT; STARCHES; INSULIN; WHEAT GLUT	13.91	
	72	IRON AND STEEL	30.21	
	25	SALT; SULPHUR; EARTH & STON; PLASTERING MAT; LIME & C	22.91	
	73	ARTICLES OF IRON AND STEEL	12.25	
	39	PLASTICS AND ARTICLES THEREOF	18.69	
	63	OTHER MADE UP TEXTILE ARTICLES; SETS; WORN CLOTHING E	18.02	
	15	ANIMAL/VEG FATS & OIL & THEIR CLEAVAGE PRODUCTS; ETC	36.82	
	31	FERTILISERS	20.31	
	17	SUGARS AND SUGAR CONFECTIONERY	8.32	
	49	PRINTED BOOKS, NEWSPAPERS, PICTURES & OTHER PRODUC	5.72	
	48	PAPER & PAPERBOARD; ART OF PAPER PULP, PAPER/PAPERB	10.88	
	90	OPTICAL, PHOTO, CINE, MEAS, CHECKING, PRECISION, etc	10.56	
	40	RUBBER AND ARTICLES THEREOF	7.29	
	68	Art Of Stone, Plaster, Cement, Asbestos, Mica/Sim Mat	6.18	
		4 digits		
		2710	Petroleum oils and oils obtained from bituminous minerals	140.70
		1201	SOYA BEANS	0.00
		3004	Medicaments (excluding goods of heading 30.02, 30.05 or 30	44.09
		1208	Flours and meals of oil seeds or oleaginous fruits, other tha	137.64
		1102	Cereal flours other than of wheat or meslin.	2.32
		2523	Portland cement, aluminous cement, slag cement, supersul	19.67
		1005	Maize (corn).	2.77
		8703	Motor cars and other motor vehicles principally designed fo	27.28
		1001	Wheat and meslin.	19.52
		8704	Motor vehicles for the transport of goods.	18.60
		7210	Flat-rolled products of iron or non-alloy steel, of a width of	10.20
		1107	Malt, whether or not roasted.	10.77
		1701	Cane or beet sugar and chemically pure sucrose, in solid for	6.99
		3002	Human blood; animal blood prepared for therapeutic, prop	5.63
		8437	Machines for cleaning, sorting or grading seed, grain or drie	0.51
		3105	Mineral or chemical fertilisers containing two or three of th	17.02
		7214	Other bars and rods of iron or non-alloy steel, not further w	8.13
		8517	Electrical apparatus for line telephony or line telegraphy, in	22.92
		1006	Rice.	51.43
		1511	Palm oil and its fractions, whether or not refined, but not ch	32.56

Table 6b: Twenty major imports of EAC countries for 2014 (US\$ million)

Country	Hs level	Description of Goods	CIF values	
Uganda	2 digits			
	27	Mineral fuels, oils & product of their distillation; etc	1,444.39	
	87	Vehicles o/t railw/tramw roll-stock, pts & accessories	543.67	
	84	Nuclear reactors, boilers, mchy & mech appliance; parts	490.89	
	85	Electrical mchy equip parts thereof; sound recorder etc	374.13	
	30	Pharmaceutical products	358.08	
	15	Animal/veg fats & oils & their cleavage products; etc	268.13	
	39	Plastics and articles thereof	266.97	
	72	Iron and steel	251.05	
	10	Cereals	246.67	
	25	Salt; sulphur; earth & ston; plastering mat; lime & cem	137.80	
	63	Other made up textile articles; sets; worn clothing etc	131.09	
	17	Sugars and sugar confectionery	110.19	
	48	Paper & paperboard; art of paper pulp, paper/paperboard	109.03	
	73	Articles of iron or steel	100.00	
	90	Optical, photo, cine, meas, checking, precision, etc	98.53	
	38	Miscellaneous chemical products	94.45	
	33	Essential oils & resinoids; perf, cosmetic/toilet prep	77.78	
	40	Rubber and articles thereof	76.54	
	22	Beverages, spirits and vinegar	70.64	
	29	Organic chemicals	50.97	
		2710	Petroleum oils, etc, (excl. Crude); preparations thereof, nes	1,392.00
		3004	Medicaments of mixed or unmixed products, for retail sale	297.74
		1511	Palm oil and its fractions	247.73
		8703	Motor cars and other motor vehicles for the transport of perso	220.90
		1001	Wheat and meslin	166.10
		8704	Motor vehicles for the transport of goods	134.54
		7208	Hot-rolled iron or non-alloy steel, >=600mm wide	109.95
		8517	Electrical apparatus for line telephony or line telegraphy	100.05
		2523	Portland cement, aluminous cement, persulphate cement, etc	96.46
		1701	Cane or beet sugar and chemically pure sucrose, in solid form	87.79
		3901	Polymers of ethylene, in primary forms	72.85
		1006	Rice	71.67
		6309	Worn clothing and other worn articles	70.10
		8471	Automatic data processing machines...; magnetic readers..., ne	66.14
		8429	Self-propelled bulldozers, angledozers, graders, levellers, etc	64.99
		8711	Motocycles (incl. Mopeds) and cycles fitted with an auxiliary m	58.18
		7308	Iron/steel structures and parts thereof; plates, rods... Therefor	53.84
		4011	New pneumatic tyres, of rubber	52.63
		3002	Human blood; animal blood; antisera, etc; vaccines, toxins, etc	51.89
		3808	Insecticides, rodenticides... And similar products, for retail sal	51.85

Table 6b (Ctd): Twenty major imports of EAC countries for 2014 (US\$ million)

Country	Hs level	Description of Goods	CIF values	
Kenya	2 digits			
	27	Mineral fuels, mineral oils and products of their	4059.00	
	84	Nuclear reactors, boilers, machinery and mechanical	1963.20	
	87	Vehicles other than railway or tramway rolling-sto	1480.08	
	88	Aircraft, spacecraft, and parts thereof.	1474.04	
	85	Electrical machinery and equipment and parts there	1237.85	
	39	Plastics and articles thereof.	764.12	
	72	Iron and steel.	739.53	
	10	Cereals.	720.32	
	30	Pharmaceutical products.	573.27	
	15	Animal or vegetable fats and oils and their cleava	566.03	
	73	Articles of iron or steel.	381.69	
	48	Paper and paperboard; articles of paper pulp, of p	352.66	
	38	Miscellaneous chemical products.	317.53	
	90	Optical, photographic, cinematographic, measuring,	234.96	
	31	Fertilisers.	220.66	
	40	Rubber and articles thereof.	208.49	
	94	Furniture; bedding, mattresses, mattress supports,	199.04	
	63	Other made up textile articles; sets; worn clothin	185.64	
	29	Organic chemicals.	168.08	
	76	Aluminium and articles thereof.	145.73	
		4 digits		
		2710	Petroleum oils and oils obtained from bituminous m	3790.55
		8802	Other aircraft (eg helicopters, aeroplanes); space	1416.28
		8703	Motor cars and other motor vehicles for the transp	561.18
		1511	Palm oil and its fractions wheather or not refined	518.63
		3004	Medicaments of mixed or unmixed products, for reta	471.84
		1001	Wheat and meslin	384.78
		8704	Motor vehicles for the transport of goods	373.36
		7208	Hot-rolled iron or non-alloy steel, >=600mm wide	349.60
		8517	Electrical apparatus for line telephony or line te	323.04
		8429	Self-propelled bulldozers, angledozers, graders, l	297.08
		8502	Electric generating sets and rotary converters	238.16
	3901	Polymers of ethylene, in primary forms	238.08	
	8701	Tractors (excl. Tractors of 87.09)	176.72	
	1006	Rice	174.07	
	3105	Mineral or chemical fertilizers, nes; other fertil	165.99	
	8431	Parts suitable for use with the machinery of 84.25	132.12	
	3902	Polymers of propylene or of other olefins, in prim	131.01	
	4011	New pneumatic tyres, of rubber	128.90	
	2711	Petroleum gases and other gaseous hydrocarbons	126.10	
	3808	Insecticides, rodenticides... And similar products	122.80	

Table 6b (Ctd): Twenty major imports of EAC countries for 2014 (US\$ million)

Country	Hs level	Description of Goods	CIF values	
Rwanda	2 digits			
	85	Electrical machinery and equipment and parts thereof;sound r	221.51	
	84	Nuclear reactors, boilers, machineryand mechanical appliance	172.09	
	30	Pharmaceutical products	94.41	
	87	Vehicles other than railway or tramway rolling?stock,and parts	92.76	
	10	Cereals	84.78	
	27	Mineral fuels, mineral oils and products of their distillation;bit	74.84	
	25	Salt; sulphur; earths and stone;plastering materials, lime and c	74.77	
	15	Animal or vegetable fats and oils and their cleavage products;p	74.74	
	72	Iron and steel	70.84	
	73	Articles of iron or steel	68.89	
	90	Optical, photographic,cinematographic, measuring, checking,p	56.03	
	17	Sugars and sugar confectionery	50.84	
	39	Plastics and articles thereof	49.20	
	49	Printed books, newspapers, pictures and other products of the	46.78	
	63	Other made up textile articles; sets;worn clothing and worn te	30.10	
	48	Paper and paperboard; articles of paper pulp,of paper or of pa	28.04	
	31	Fertilisers	23.80	
	34	Soap, organic surface-active agents, washing preparations,lubr	22.82	
	94	Furniture; bedding, mattresses, mattress supports,cushions an	22.08	
	38	Miscellaneous chemical products	22.07	
		4 digits		
		8517	Electrical apparatus for line telephony or line telegraphy, inclu	94.55
		2523	Portland cement, aluminous cement, slag cement, supersulph	65.26
		3004	Medicaments (excluding goods of heading 30.02, 30.05 or 30.06)	64.25
		2710	Petroleum oils and oils obtained from bituminous minerals, of	59.79
		1516	Animal or vegetable fats and oils and their fractions, partly or v	47.96
		1001	Wheat and meslin.	46.64
		1701	Cane or beet sugar and chemically pure sucrose, in solid form.	45.56
		4901	Printed books, brochures, leaflets and similar printed matter, v	43.72
		7210	Flat-rolled products of iron or non-alloy steel, of a width of 600	36.60
		8703	Motor cars and other motor vehicles principally designed for th	32.83
		9018	Instruments and appliances used in medical, surgical, dental o	32.07
	7308	Structures (excluding prefabricated buildings of heading 94.06)	29.73	
	8471	Automatic data processing machines and units thereof; magne	29.17	
	3002	Human blood; animal blood prepared for therapeutic, prophyl	24.16	
	1006	Rice.	21.57	
	6309	Worn clothing and other worn articles.	20.41	
	1511	Palm oil and its fractions, whether or not refined, but not chen	19.58	
	8544	Insulated (including enamelled or anodised) wire, cable (inclu	18.98	
	8704	Motor vehicles for the transport of goods.	17.49	
	3401	Soap; organic surface-active products and preparations for use	16.92	

Table 6b (Ctd): Twenty major imports of EAC countries for 2014 (US\$ million)

Country	Hs level	Description of Goods	CIF values	
Burundi	2 digits			
	27	MINERAL FUELS, OILS & PRODUCT OF THEIR DISTILLATION; ETC	337.62	
	87	VEHICLES O/T RAILW/TRANW ROOL-STOCK, PTS & ACCESSORIES	80.60	
	85	Electrical mchy equip parts thereof, sound recorder etc	49.49	
	30	Pharmaceutical products	49.21	
	84	Nuclear reactors, boilers, mchy & mech appliance, parts	45.03	
	10	Cereals	29.06	
	72	IRON AND STEEL	26.67	
	25	SALT; SULPHUR; EARTH & STON; PLASTERING MAT; LIME & CEM	22.86	
	31	FERTILISERS	19.94	
	63	OTHER MADE UP TEXTILE ARTICLES; SETS; WORN CLOTHING ETC	14.99	
	73	ARTICLES OF IRON AND STEEL	13.06	
	90	OPTICAL, PHOTO, CINE, MEAS, CHECKING, PRECISION, etc	12.57	
	11	PROD MILL INDUST; MALT; STARCHES; INSULIN; WHEAT GLUTEN	12.22	
	15	ANIMAL/VEG FATS & OIL & THEIR CLEAVAGE PRODUCTS; ETC	11.64	
	39	PLASTICS AND ARTICLES THEREOF	10.87	
	17	SUGARS AND SUGAR CONFECTIONERY	9.50	
	94	FURNITURE; BEDDING, MATTRESS, MATT SUPPORT, CUSHION ET	8.17	
	48	PAPER & PAPERBOARD; ART OF PAPER PULP, PAPER/PAPERBOA	7.03	
	40	RUBBER AND ARTICLES THEREOF	6.63	
	33	ESSENTIAL OILS & RESINOIDS; PERF, COSMETIC/TOILET PREP	5.70	
		4 digits		
		2710	Petroleum oils and oils obtained from bituminous minerals, ot	333.82
		3004	Medicaments (excluding goods of heading 30.02, 30.05 or 30.06)	37.17
		8703	Motor cars and other motor vehicles principally designed for tr	28.64
		8704	Motor vehicles for the transport of goods.:	27.39
		2523	Portland cement, aluminous cement, slag cement, supersulph	19.65
		1001	Wheat and meslin.:	19.04
		8517	Electrical apparatus for line telephony or line telegraphy, inclu	18.74
		3105	Mineral or chemical fertilisers containing two or three of the f	17.58
		8429	Self-propelled bulldozers, angledozers, graders, levellers, scra	14.50
		8544	Insulated (including enamelled or anodised) wire, cable (inclu	13.36
		7210	Flat-rolled products of iron or non-alloy steel, of a width of 600	11.09
	6304	Other furnishing articles, excluding those of heading 94.04.:	9.69	
	1107	Malt, whether or not roasted.:	9.13	
	1701	Cane or beet sugar and chemically pure sucrose, in solid form.:	8.95	
	3002	Human blood; animal blood prepared for therapeutic, prophyl	7.82	
	7214	Other bars and rods of iron or non-alloy steel, not further work	6.24	
	1006	Rice.:	6.09	
	8711	Motorcycles (including mopeds) and cycles fitted with an auxil	5.70	
	9018	Instruments and appliances used in medical, surgical, dental o	5.39	
	4011	New pneumatic tyres, of rubber.:	4.99	

Table 6b (Ctd): Twenty major imports of EAC countries for 2014 (US\$ million)

Country	Hs level	Description of Goods	CIF values	
Tanzania	2 digits			
	27	Mineral Fuels, Oils & Product Of Their Distillation; Etc	3,580.63	
	84	Nuclear Reactors, Boiliers, Mchy & Mech Appliance; Parts	1,315.22	
	87	Vehicles O/T Railw/Tramw Roll-Stock, Pts & Accessories	1,174.89	
	85	Electrical Mchy Equip Parts Thereof; Sound Recorder Etc	749.21	
	39	Plastics And Articles Thereof	600.53	
	30	pharmaceutical products	483.68	
	73	articles of iron and steel	441.19	
	15	Animal/veg fats & oils & their cleavage products; etc	429.50	
	72	Iron and steel	386.31	
	10	Cereals	348.39	
	28	Inorgn chem; compds of prec met, radioact elements etc	225.23	
	40	Rubber and articles thereof	205.38	
	90	Optical, photo, cine, meas, checking, precision, etc	194.12	
	38	Miscellaneous chemical products	169.25	
	25	Salt; sulphur; earth & ston; plastering mat; lime & cem	162.20	
	31	Fertilisers	132.45	
	76	Aluminium and articles thereof	125.88	
	48	Paper & paperboard; art of paper pulp, paper/paperboard	122.25	
	17	Sugars and sugar confectionery	117.90	
	63	Other made up textile articles; sets; worn clothing etc	111.74	
		4 digits		
		2710	Petroleum oils and oils obtained from bituminous minerals,ot	3,423.88
		1511	Palm oil and its fractions wheather or not refined not chemical	369.34
		3004	Medicaments of mixed or unmixed products, for retail sale	339.28
		8703	Motor cars and other motor vehicles for the transport of perso	328.66
		1001	Wheat and meslin	320.85
		8704	Motor vehicles for the transport of goods	235.21
		8701	Tractors (excl. Tractors of 87.09)	200.83
		7208	Hot-rolled iron or non-alloy steel, >=600mm wide	190.16
		3901	Polymers of ethylene, in primary forms	166.74
		4011	New pneumatic tyres, of rubber	148.37
		8517	Electrical apparatus for line telephony or line telegraphy	145.21
	3902	Polymers of propylene or of other olefins, in primary forms	141.05	
	8431	Parts suitable for use with the machinery of 84.25 to 84.30	139.82	
	2523	Portland cement, aluminous cement, persulphate cement, etc	130.09	
	8544	Insulated wire, cable, etc; optical fibre cables	120.69	
	2839	Silicates; commercial alkali metal silicates	118.76	
	8711	Motocycles (incl. Mopeds) and cycles fitted with an auxiliary m	104.44	
	2711	Petroleum gases and other gaseous hydrocarbons	102.06	
	7308	Iron/steel structures and parts thereof; plates, rods... Therefor	101.56	
	3907	Polyethers and epoxide resins; polyesters, in primary forms	98.37	

Table 6c: Twenty major imports of EAC countries for 2014 compared to 2013 (in US\$ million)

Country	Hs Level	Description of Goods	2013	2014	2013/14 % change	
Uganda	2 digits					
	27	Mineral fuels, oils & product of their distillation; etc	1,340.56	1,444.39	7.75	
	87	Vehicles o/t railw/tramw roll-stock, pts & accessories	530.27	543.67	2.53	
	84	Nuclear reactors, boilers, mchy & mech appliance; parts	443.37	490.89	10.72	
	85	Electrical mchy equip parts thereof; sound recorder etc	389.69	374.13	(3.99)	
	30	Pharmaceutical products	347.69	358.08	2.99	
	15	Animal/veg fats & oils & their cleavage products; etc	227.96	268.13	17.62	
	39	Plastics and articles thereof	234.86	266.97	13.67	
	72	Iron and steel	251.91	251.05	(0.34)	
	10	Cereals	221.87	246.67	11.18	
	25	Salt; sulphur; earth & ston; plastering mat; lime & cem	113.40	137.80	21.52	
	63	Other made up textile articles; sets; worn clothing etc	130.81	131.09	0.21	
	17	Sugars and sugar confectionery	146.85	110.19	(24.96)	
	48	Paper & paperboard; art of paper pulp, paper/paperboard	120.36	109.03	(9.42)	
	73	Articles of iron or steel	72.81	100.00	37.34	
	90	Optical, photo, cine, meas, checking, precision, etc	152.33	98.53	(35.32)	
	38	Miscellaneous chemical products	94.56	94.45	(0.11)	
	33	Essential oils & resinoids; perf, cosmetic/toilet prep	69.72	77.78	11.55	
	40	Rubber and articles thereof	71.48	76.54	7.08	
	22	Beverages, spirits and vinegar	70.75	70.64	(0.17)	
	29	Organic chemicals	54.63	50.97	(6.71)	
		4 digits				
		2710	Petroleum oils, etc, (excl. Crude); preparations thereof, nes	1,281.08	1,392.00	8.66
		3004	Medicaments of mixed or unmixed products, for retail sale	290.80	297.74	2.38
		1511	Palm oil and its fractions	209.88	247.73	18.03
		8703	Motor cars and other motor vehicles for the transport of persons	208.98	220.90	5.70
		1001	Wheat and meslin	157.79	166.10	5.26
		8704	Motor vehicles for the transport of goods	112.39	134.54	19.70
		7208	Hot-rolled iron or non-alloy steel, >=600mm wide	74.59	109.95	47.40
		8517	Electrical apparatus for line telephony or line telegraphy	165.88	100.05	(39.68)
		2523	Portland cement, aluminous cement, persulphate cement, etc	84.81	96.46	13.73
		1701	Cane or beet sugar and chemically pure sucrose, in solid form	127.85	87.79	(31.33)
		3901	Polymers of ethylene, in primary forms	64.68	72.85	12.64
		1006	Rice	55.41	71.67	29.34
		6309	Worn clothing and other worn articles	61.40	70.10	14.18
		8471	Automatic data processing machines...; magnetic readers...; nes	54.28	66.14	21.86
		8429	Self-propelled bulldozers, angledozers, graders, levellers, etc	35.20	64.99	84.65
	8711	Motocycles (incl. Mopeds) and cycles fitted with an auxiliary motor	61.93	58.18	(6.05)	
	7308	Iron/steel structures and parts thereof; plates, rods... Therefor	30.81	53.84	74.76	
	4011	New pneumatic tyres, of rubber	52.85	52.63	(0.43)	
	3002	Human blood; animal blood; antisera, etc; vaccines, toxins, etc	37.99	51.89	36.59	
	3808	Insecticides, rodenticides... And similar products, for retail sale	42.50	51.85	21.98	

Table 6c (Ctd): Twenty major imports of EAC countries for 2014 compared to 2013 (in US\$ million)

Country	Hs Level	Description of Goods	2013	2014	2013/14 % change	
Kenya	2 digits					
	27	Mineral fuels, mineral oils and products of their	3882.73	4059.00	4.54	
	84	Nuclear reactors, boilers, machinery and mechanica	1821.47	1963.20	7.78	
	87	Vehicles other than railway or tramway rolling-sto	1320.61	1480.08	12.07	
	88	Aircraft, spacecraft, and parts thereof.	251.09	1474.04	487.07	
	85	Electrical machinery and equipment and parts there	1244.69	1237.85	-0.55	
	39	Plastics and articles thereof.	707.10	764.12	8.06	
	72	Iron and steel.	775.51	739.53	-4.64	
	10	Cereals.	577.14	720.32	24.81	
	30	Pharmaceutical products.	446.56	573.27	28.37	
	15	Animal or vegetable fats and oils and their cleava	562.68	566.03	0.60	
	73	Articles of iron or steel.	410.09	381.69	-6.93	
	48	Paper and paperboard; articles of paper pulp, of p	322.14	352.66	9.47	
	38	Miscellaneous chemical products.	291.75	317.53	8.84	
	90	Optical, photographic, cinematographic, measuring,	253.57	234.96	-7.34	
	31	Fertilisers.	325.66	220.66	-32.24	
	40	Rubber and articles thereof.	223.19	208.49	-6.59	
	94	Furniture; bedding, mattresses, mattress supports,	154.37	199.04	28.94	
	63	Other made up textile articles; sets; worn clothin	146.70	185.64	26.54	
	29	Organic chemicals.	158.77	168.08	5.87	
	76	Aluminium and articles thereof.	131.88	145.73	10.51	
		4 digits				
		2710	Petroleum oils and oils obtained from bituminous m	3231.71	3790.55	17.29
		8802	Other aircraft (eg helicopters, aeroplanes); space	188.73	1416.28	650.43
		8703	Motor cars and other motor vehicles for the transp	496.44	561.18	13.04
		1511	Palm oil and its fractions wheather or not refined	518.90	518.63	-0.05
		3004	Medicaments of mixed or unmixed products, for reta	354.99	471.84	32.92
		1001	Wheat and meslin	350.55	384.78	9.76
		8704	Motor vehicles for the transport of goods	211.42	373.36	76.60
		7208	Hot-rolled iron or non-alloy steel, >=600mm wide	381.35	349.60	-8.33
		8517	Electrical apparatus for line telephony or line te	407.21	323.04	-20.67
		8429	Self-propelled bulldozers, angledozers, graders, l	105.92	297.08	180.48
		8502	Electric generating sets and rotary converters	87.72	238.16	171.51
		3901	Polymers of ethylene, in primary forms	214.74	238.08	10.87
		8701	Tractors (excl. Tractors of 87.09)	231.44	176.72	-23.64
		1006	Rice	163.85	174.07	6.23
		3105	Mineral or chemical fertilizers, nes; other fertil	230.66	165.99	-28.04
	8431	Parts suitable for use with the machinery of 84.25	101.86	132.12	29.71	
	3902	Polymers of propylene or of other olefins, in prim	125.39	131.01	4.48	
	4011	New pneumatic tyres, of rubber	140.25	128.90	-8.09	
	2711	Petroleum gases and other gaseous hydrocarbons	65.99	126.10	91.09	
	3808	Insecticides, rodenticides... And similar products	126.32	122.80	-2.78	

Table 6c (Ctd): Twenty major imports of EAC countries for 2014 compared to 2013 (in US\$ million)

Country	Hs Level	Description of Goods	2013	2014	2013/14 % change	
Rwanda	2 digits					
	85	Electrical machinery and equipment and parts thereof;sound recorders and	179.47	221.51	123.43	
	84	Nuclear reactors, boilers, machinery and mechanical appliances; parts thereof	193.72	172.09	88.84	
	30	Pharmaceutical products	96.90	94.41	97.42	
	87	Vehicles other than railway or tramway rolling stock, and parts and accessories	94.84	92.76	97.81	
	10	Cereals	91.88	84.78	92.27	
	27	Mineral fuels, mineral oils and products of their distillation; bituminous substances	107.72	74.84	69.48	
	25	Salt; sulphur; earths and stone; plastering materials, lime and cement	73.40	74.77	101.87	
	15	Animal or vegetable fats and oils and their cleavage products; prepared emulsions	65.57	74.74	113.99	
	72	Iron and steel	72.20	70.84	98.11	
	73	Articles of iron or steel	60.47	68.89	113.93	
	90	Optical, photographic, cinematographic, measuring, checking, precision, or other	51.81	56.03	108.16	
	17	Sugars and sugar confectionery	46.34	50.84	109.71	
	39	Plastics and articles thereof	39.97	49.20	123.10	
	49	Printed books, newspapers, pictures and other products of the printing industry	13.17	46.78	355.13	
	63	Other made up textile articles; sets; worn clothing and worn textile articles	42.25	30.10	71.25	
	48	Paper and paperboard; articles of paper pulp, of paper or of paperboard	29.59	28.04	94.78	
	31	Fertilisers	39.51	23.80	60.23	
	34	Soap, organic surface-active agents, washing preparations, lubricating preparations	23.59	22.82	96.73	
	94	Furniture; bedding, mattresses, mattress supports, cushions and similar upholstered	26.57	22.08	83.09	
	38	Miscellaneous chemical products	19.77	22.07	111.63	
		4 digits				
		8517	Electrical apparatus for line telephony or line telegraphy, including line tele	60.14	94.55	157.20
		2523	Portland cement, aluminous cement, slag cement, supersulphate cement	67.21	65.26	97.10
		3004	Medicaments (excluding goods of heading 30.02, 30.05 or 30.06) consisting	49.49	64.25	129.81
		2710	Petroleum oils and oils obtained from bituminous minerals, other than crude	95.64	59.79	62.51
		1516	Animal or vegetable fats and oils and their fractions, partly or wholly hydrogenat	34.23	47.96	140.11
		1001	Wheat and meslin.	51.19	46.64	91.11
		1701	Cane or beet sugar and chemically pure sucrose, in solid form.	41.79	45.56	109.01
		4901	Printed books, brochures, leaflets and similar printed matter, whether or not	9.86	43.72	443.45
		7210	Flat-rolled products of iron or non-alloy steel, of a width of 600 mm or more	28.70	36.60	127.52
		8703	Motor cars and other motor vehicles principally designed for the transport	40.21	32.83	81.64
		9018	Instruments and appliances used in medical, surgical, dental or veterinary	25.61	32.07	125.19
		7308	Structures (excluding prefabricated buildings of heading 94.06) and parts	23.36	29.73	127.24
		8471	Automatic data processing machines and units thereof; magnetic or optical	26.21	29.17	111.30
		3002	Human blood; animal blood prepared for therapeutic, prophylactic or diagnostic	43.25	24.16	55.86
		1006	Rice.	27.64	21.57	78.04
		6309	Worn clothing and other worn articles.	15.98	20.41	127.71
	1511	Palm oil and its fractions, whether or not refined, but not chemically modified	27.04	19.58	72.43	
	8544	Insulated (including enamelled or anodised) wire, cable (including co-axial)	22.23	18.98	85.39	
	8704	Motor vehicles for the transport of goods.	21.35	17.49	81.92	
	3401	Soap; organic surface-active products and preparations for use as soap, in	15.52	16.92	109.01	

Table 6c (Ctd): Twenty major imports of EAC countries for 2014 compared to 2013 (in US\$ million)

Country	Hs Level	Description of Goods	2013	2014	2013/14 % change	
Burundi	2 digits					
	27	MINERAL FUELS, OILS & PRODUCT OF THEIR DISTILLATION; ETC	144.92	337.62	132.97	
	87	VEHICLES O/T RAILW/TRANW ROOL-STOCK, PTS & ACCESSORIES	66.09	80.60	21.95	
	85	Electrical mchy equip parts thereof, sound recorder etc	51.28	49.49	(3.50)	
	30	Pharmaceutical products	51.51	49.21	(4.47)	
	84	Nuclear reactors, boilers, mchy & mech appliance, parts	57.10	45.03	(21.14)	
	10	Cereals	73.85	29.06	(60.65)	
	72	IRON AND STEEL	30.21	26.67	(11.69)	
	25	SALT; SULPHUR; EARTH & STON; PLASTERING MAT; LIME & CEM	22.91	22.86	(0.22)	
	31	FERTILISERS	20.31	19.94	(1.83)	
	63	OTHER MADE UP TEXTILE ARTICLES; SETS; WORN CLOTHING ETC	18.02	14.99	(16.84)	
	73	ARTICLES OF IRON AND STEEL	12.25	13.06	6.69	
	90	OPTICAL, PHOTO, CINE, MEAS, CHECKING, PRECISION, etc	10.56	12.57	19.03	
	11	PROD MILL INDUST; MALT; STARCHES; INSULIN; WHEAT GLUTEN	13.91	12.22	(12.17)	
	15	ANIMAL/VEG FATS & OIL & THEIR CLEAVAGE PRODUCTS; ETC	36.82	11.64	(68.40)	
	39	PLASTICS AND ARTICLES THEREOF	18.69	10.87	(41.86)	
	17	SUGARS AND SUGAR CONFECTIONERY	8.32	9.50	14.18	
	94	FURNITURE; BEDDING, MATTRESS, MATT SUPPORT, CUSHION ETC	0.11	8.17	7,032.27	
	48	PAPER & PAPERBOARD; ART OF PAPER PULP, PAPER/PAPERBOARD	10.88	7.03	(35.42)	
	40	RUBBER AND ARTICLES THEREOF	7.29	6.63	(9.02)	
	33	ESSENTIAL OILS & RESINOIDS; PERF, COSMETIC/TOILET PREP	0.04	5.70	14,527.65	
		4 digits				
		2710	Petroleum oils and oils obtained from bituminous minerals, other than crude	140.70	333.82	137.26
		3004	Medicaments (excluding goods of heading 30.02, 30.05 or 30.06) consisting	44.09	37.17	(15.68)
		8703	Motor cars and other motor vehicles principally designed for the transport	27.28	28.64	5.02
		8704	Motor vehicles for the transport of goods.:	18.60	27.39	47.25
		2523	Portland cement, aluminous cement, slag cement, supersulphate cement	19.67	19.65	(0.09)
		1001	Wheat and meslin.:	19.52	19.04	(2.48)
		8517	Electrical apparatus for line telephony or line telegraphy, including line tele	22.92	18.74	(18.26)
		3105	Mineral or chemical fertilisers containing two or three of the fertilising el	17.02	17.58	3.26
		8429	Self-propelled bulldozers, angledozers, graders, levellers, scrapers, mech	0.04	14.50	34,809.31
		8544	Insulated (including enamelled or anodised) wire, cable (including co-axi	0.00	13.36	2,125,375.81
		7210	Flat-rolled products of iron or non-alloy steel, of a width of 600 mm or more	10.20	11.09	8.81
		6304	Other furnishing articles, excluding those of heading 94.04.:	0.00	9.69	
		1107	Malt, whether or not roasted.:	10.77	9.13	(15.21)
		1701	Cane or beet sugar and chemically pure sucrose, in solid form.:	6.99	8.95	28.17
		3002	Human blood; animal blood prepared for therapeutic, prophylactic or dia	5.63	7.82	38.88
		7214	Other bars and rods of iron or non-alloy steel, not further worked than fo	8.13	6.24	(23.21)
		1006	Rice.:	51.43	6.09	(88.15)
		8711	Motorcycles (including mopeds) and cycles fitted with an auxiliary motor	0.01	5.70	85,317.71
		9018	Instruments and appliances used in medical, surgical, dental or veterinar	0.06	5.39	8,886.34
		4011	New pneumatic tyres, of rubber.:	0.00	4.99	

Table 6c (Ctd): Twenty major imports of EAC countries for 2014 compared to 2013 (in US\$ million)

Country	Hs Level	Description of Goods	2013	2014	2013/14 % change	
Tanzania	2 digits					
	27	Mineral Fuels, Oils & Product Of Their Distillation; Etc	4858.91	3,580.63	-26.31	
	84	Nuclear Reactors, Boilers, Mchy & Mech Appliance; Parts	852.41	1,315.22	54.29	
	87	Vehicles O/T Railw/Tramw Roll-Stock, Pts & Accessories	1128.99	1,174.89	4.07	
	85	Electrical Mchy Equip Parts Thereof; Sound Recorder Etc	623.87	749.21	20.09	
	39	Plastics And Articles Thereof	479.91	600.53	25.13	
	30	pharmaceutical products	312.53	483.68	54.76	
	73	articles of iron and steel	487.67	441.19	-9.53	
	15	Animal/veg fats & oils & their cleavage products; etc	233.32	429.50	84.08	
	72	Iron and steel	499.91	386.31	-22.72	
	10	Cereals	400.11	348.39	-12.93	
	28	Inorgn chem; compds of prec met, radioact elements etc	107.39	225.23	109.73	
	40	Rubber and articles thereof	222.51	205.38	-7.70	
	90	Optical, photo, cine, meas, checking, precision, etc	127.51	194.12	52.24	
	38	Miscellaneous chemical products	121.96	169.25	38.78	
	25	Salt; sulphur; earth & ston; plastering mat; lime & cem	132.77	162.20	22.16	
	31	Fertilisers	176.28	132.45	-24.86	
	76	Aluminium and articles thereof	52.82	125.88	138.31	
	48	Paper & paperboard; art of paper pulp, paper/paperboard	102.48	122.25	19.29	
	17	Sugars and sugar confectionery	147.84	117.90	-20.25	
	63	Other made up textile articles; sets; worn clothing etc	93.84	111.74	19.07	
		4 digits				
		2710	Petroleum oils and oils obtained from bituminous minerals, other than crude	4,665.39	3,423.88	-26.61
		1511	Palm oil and its fractions whether or not refined not chemically modified	2.24	369.34	16,381.11
		3004	Medicaments of mixed or unmixed products, for retail sale	163.66	339.28	107.31
		8703	Motor cars and other motor vehicles for the transport of persons	311.36	328.66	5.56
		1001	Wheat and meslin	311.69	320.85	2.94
		8704	Motor vehicles for the transport of goods	264.50	235.21	-11.07
		8701	Tractors (excl. Tractors of 87.09)	193.47	200.83	3.81
		7208	Hot-rolled iron or non-alloy steel, >=600mm wide	237.05	190.16	-19.78
		3901	Polymers of ethylene, in primary forms	140.43	166.74	18.73
		4011	New pneumatic tyres, of rubber	163.76	148.37	-9.40
		8517	Electrical apparatus for line telephony or line telegraphy	154.35	145.21	-5.92
		3902	Polymers of propylene or of other olefins, in primary forms	108.04	141.05	30.55
		8431	Parts suitable for use with the machinery of 84.25 to 84.30	141.45	139.82	-1.15
		2523	Portland cement, aluminous cement, persulphate cement, etc	104.34	130.09	24.68
		8544	Insulated wire, cable, etc; optical fibre cables	47.92	120.69	151.85
	2839	Silicates; commercial alkali metal silicates	5.50	118.76	2,057.29	
	8711	Motocycles (incl. Mopeds) and cycles fitted with an auxiliary motor	94.95	104.44	10.00	
	2711	Petroleum gases and other gaseous hydrocarbons	126.96	102.06	-19.61	
	7308	Iron/steel structures and parts thereof; plates, rods... Therefor	51.56	101.56	96.98	
	3907	Polyethers and epoxide resins; polyesters, in primary forms	77.13	98.37	27.53	

Table 7a: Intra-EAC Domestic Exports of the major twenty products, 2013 (US\$, million)

Partner State	Country of Destination	Hs Level	Description of Goods	2013		
Uganda	Kenya	2 digits				
		09	Coffee, Tea, Mate And Spices	85.39		
		24	Tobacco And Manufactured Tobacco Substitutes	63.21		
		04	Dairy Prod; Birds' Eggs; Natural Honey; Edible Prod Nes	19.67		
		23	Residues & Waste From The Food Indust; Prepr Ani Fodder	17.78		
		27	Mineral Fuels, Oils & Product Of Their Distillation; Etc	11.99		
		10	Cereals	11.79		
		07	Edible Vegetables And Certain Roots And Tubers	10.02		
		72	Iron And Steel	7.73		
		44	Wood And Articles Of Wood; Wood Charcoal	6.42		
		12	Oil Seed, Oleagi Fruits; Miscell Grain, Seed, Fruit Etc	4.89		
		15	Animal/Veg Fats & Oils & Their Cleavage Products; Etc	4.49		
		41	Raw Hides And Skins (Other Than Furskins) And Leather	3.45		
		48	Paper & Paperboard; Art Of Paper Pulp, Paper/Paperboard	2.76		
		16	Prep Of Meat, Fish Or Crustaceans, Molluscs Etc	1.87		
		52	Cotton	1.56		
		22	Beverages, Spirits And Vinegar	1.56		
		17	Sugars And Sugar Confectionery	1.46		
		33	Essential Oils & Resinoids; Perf, Cosmetic/Toilet Prep	1.40		
		39	Plastics And Articles Thereof	1.35		
		55	Man-Made Staple Fibres	1.00		
			4 digits			
			0902	Tea	83.73	
			2401	Unmanufactured Tobacco; Tobacco Refuse	63.18	
			2716	Electrical Energy	11.92	
			1005	Maize(Corn)	10.68	
			0402	Milk And Cream, Concentrated Or Sweetened	10.52	
			0401	Milk And Cream, Not Concentrated Or Sweetened	8.91	
			2302	Brans, Sharps And Other Residues, Derived From Working Of Ceareals, Etc	8.88	
			0713	Dried Leguminous Vegetables, Shelled	8.75	
			2304	Oil-Cake And Other Solid Residues, Of Soya-Bean	7.45	
			7214	Iron/Steel Bars And Rods, Forged, Etc (Incl. Twisted), Uncoiled	5.25	
			1207	Other Oil Seeds And Oleaginous Fruits	3.86	
			1512	Sunflower-Seed, Safflower Or Cotton-Seed Oil And Their Fractions	3.44	
			4104	Leather Of Bovine Or Equine Animals, Without Hair On	2.96	
			4403	Wood In The Rough Or Roughly Squared	2.56	
			4410	Particle Board And Similar Board Of Wood Or Other Ligneous Materials	2.45	
			1603	Extracts And Juices Of Meat, Fish And Aquatic Invertebrates	1.86	
			0901	Coffee; Coffee Husks And Skins; Coffee Substitutes Containing Coffee	1.61	
			5203	Cotton, Carded Or Combed	1.48	
			2306	Oil-Cake And Other Solid Residues, Of Vegetable Fats	1.41	
			4404	Hoopwood; Split Poles; Piles, Etc; Wooden Sticks, Etc; Chipwood	1.40	

Table 7a (Ctd): Intra-EAC Domestic Exports of the major twenty products, 2013 (US\$, million)

Partner State	Country of Destination	Hs Level	Description of Goods	2013
Uganda	Tanzania	2 digits		
		72	Iron And Steel	8.86
		27	Mineral Fuels, Oils & Product Of Their Distillation; Etc	5.03
		22	Beverages, Spirits And Vinegar	3.04
		23	Residues & Waste From The Food Indust; Prepr Ani Fodder	2.42
		33	Essential Oils & Resinoids; Perf, Cosmetic/Toilet Prep	1.90
		24	Tobacco And Manufactured Tobacco Substitutes	1.83
		30	Pharmaceutical Products	1.67
		34	Soap, Organic Surface-Active Agents, Washing Prep, Etc	1.33
		10	Cereals	1.28
		15	Animal/Veg Fats & Oils & Their Cleavage Products; Etc	1.17
		44	Wood And Articles Of Wood; Wood Charcoal	0.76
		04	Dairy Prod; Birds' Eggs; Natural Honey; Edible Prod Nes	0.53
		87	Vehicles O/T Railw/Tramw Roll-Stock, Pts & Accessories	0.31
		11	Prod Mill Indust; Malt; Starches; Inulin; Wheat Gluten	0.27
		73	Articles Of Iron Or Steel	0.25
		84	Nuclear Reactors, Boiliers, Mchy & Mech Appliance; Parts	0.21
		39	Plastics And Articles Thereof	0.15
		48	Paper & Paperboard; Art Of Paper Pulp, Paper/Paperboard	0.12
		85	Electrical Mchy Equip Parts Thereof; Sound Recorder Etc	0.11
12	Oil Seed, Oleagi Fruits; Miscell Grain, Seed, Fruit Etc	0.07		
	Tanzania	4 digits		
		7210	Rolled Iron Or Non-Alloy Steel, >=600Mm Wide, Clad, Plated Or Coated	7.66
		2716	Electrical Energy	4.90
		2201	Waters, (Incl. Mineral Waters And Aerated Waters); Ice And Snow	2.62
		2304	Oil-Cake And Other Solid Residues, Of Soya-Bean	2.02
		3304	Beauty, Make-Up, Skin-Care (Incl. Suntan), Manicure... Preparations	1.89
		3004	Medicaments Of Mixed Or Unmixed Products, For Retail Sale	1.67
		3401	Soap; Organic Surface-Active Products In Bars, Etc; Paper With Soap,Etc	1.28
		1005	Maize(Corn)	1.24
		2401	Unmanufactured Tobacco; Tobacco Refuse	1.24
		7216	Angles, Shapes And Sections Of Iron Or Non-Alloy Steel	1.06
		1516	Animal Or Vegetable Fats And Oils And Fractions, Hydrogenated, Etc	0.77
		4403	Wood In The Rough Or Roughly Squared	0.66
		2402	Cigars, Cigarillos, Cigarettes, Etc, Of Tobacco Or Tobacco Substitutes	0.59
		0401	Milk And Cream, Not Concentrated Or Sweetened	0.49
		2202	Waters (Incl. Mineral And Aerated), With Added Sugar...(Incl. Sweetened)	0.41
		1511	Palm Oil And Its Fractions	0.40
		2306	Oil-Cake And Other Solid Residues, Of Vegetable Fats	0.33
		8704	Motor Vehicles For The Transport Of Goods	0.30
		1104	Cereal Grains Otherwise Worked (Excl. Rice); Germ Of Cereals	0.21
7306	Other Tubes, Pipes And Hollow Profiles Of Iron Or Steel, Welded, Nes	0.14		

Table 7a (Ctd): Intra-EAC Domestic Exports of the major twenty products, 2013 (US\$, million)

Partner State	Country of Destination	Hs Level	Description of Goods	2013
Uganda	Rwanda	2 digits		
		25	Salt; Sulphur; Earth & Ston; Plastering Mat; Lime & Cem	58.27
		15	Animal/Veg Fats & Oils & Their Cleavage Products; Etc	52.39
		34	Soap, Organic Surface-Active Agents, Washing Prep, Etc	14.50
		72	Iron And Steel	9.58
		22	Beverages, Spirits And Vinegar	5.36
		48	Paper & Paperboard; Art Of Paper Pulp, Paper/Paperboard	5.29
		39	Plastics And Articles Thereof	4.58
		73	Articles Of Iron Or Steel	4.15
		32	Tanning/Dyeing Extract; Tannins & Derivs; Pigm Etc	3.21
		10	Cereals	3.13
		33	Essential Oils & Resinoids; Perf, Cosmetic/Toilet Prep	3.07
		44	Wood And Articles Of Wood; Wood Charcoal	2.70
		19	Prep Of Cereal, Flour, Starch/Milk; Pastrycooks' Prod	1.50
		30	Pharmaceutical Products	1.39
		20	Prep Of Vegetable, Fruit, Nuts Or Other Parts Of Plants	1.04
		76	Aluminium And Articles Thereof	0.93
		85	Electrical Mchy Equip Parts Thereof; Sound Recorder Etc	0.93
		94	Furniture; Bedding, Mattress, Matt Support, Cushion Etc	0.92
		03	Fish & Crustacean, Mollusc & Other Aquatic Invertebrate	0.77
84	Nuclear Reactors, Boiliers, Mchy & Mech Appliance; Parts	0.72		
		4 digits		
		2523	Portland Cement, Aluminous Cement, Persulphate Cement, Etc	58.23
		1516	Animal Or Vegetable Fats And Oils And Fractions, Hydrogenated, Etc	31.83
		1511	Palm Oil And Its Fractions	19.05
		3401	Soap; Organic Surface-Active Products In Bars, Etc; Paper With Soap,Etc	12.23
		4819	Cartons, Boxes, Etc; Box Files, Etc, Of Paper, Paperboard, Etc	3.60
		7216	Angles, Shapes And Sections Of Iron Or Non-Alloy Steel	3.25
		3208	Paints And Varnishes Based On Polymers In A Non-Aqueous Medium	3.14
		1005	Maize(Corn)	3.10
		3304	Beauty, Make-Up, Skin-Care (Incl. Suntan), Manicure... Preparations	3.04
		2208	Undenatured Ethyl Alcohol Of An Alcoholic Strength <80%; Spirits, Etc	3.02
		7214	Iron/Steel Bars And Rods, Forged, Etc (Incl. Twisted), Uncoiled	2.90
		7306	Other Tubes, Pipes And Hollow Profiles Of Iron Or Steel, Welded, Nes	2.53
		3402	Non-Soap Surface-Active Agents; Washing Preparations, Nes	2.24
		3917	Tubes, Pipes And Hoses, And Fittings Therefor, Of Plastics	2.21
		7208	Hot-Rolled Iron Or Non-Alloy Steel, >=600Mm Wide	1.76
		1905	Bread, Pastry, Cakes, Etc; Communion Wafers, Rice Paper, Etc	1.50
		2202	Waters (Incl. Mineral And Aerated), With Added Sugar...(Incl. Sweetened)	1.44
		1512	Sunflower-Seed, Safflower Or Cotton-Seed Oil And Their Fractions	1.27
		3923	Articles For The Of Goods, Of Plastics; Stoppers, Etc, Of Plastics	1.21
4820	Registers, Account Books, Etc; Albums For Samples, Of Paper, Paperboard	1.16		

Table 7a (Ctd): Intra-EAC Domestic Exports of the major twenty products, 2013 (US\$, million)

Partner State	Country of Destination	Hs Level	Description of Goods	2013	
Uganda	Burundi	2 digits			
		72	Iron And Steel	8.16	
		25	SALT; SULPHUR; EARTH & STON; PLASTERING MAT; LIME & CEM	6.66	
		15	ANIMAL/VEG FATS & OILS & THEIR CLEAVAGE PRODUCTS; ETC	4.37	
		48	PAPER & PAPERBOARD; ART OF PAPER PULP, PAPER/PAPERBOARD	3.58	
		24	TOBACCO AND MANUFACTURED TOBACCO SUBSTITUTES	3.07	
		01	LIVE ANIMALS	2.29	
		39	PLASTICS AND ARTICLES THEREOF	2.27	
		73	ARTICLES OF IRON OR STEEL	1.68	
		30	PHARMACEUTICAL PRODUCTS	1.57	
		10	CEREALS	1.22	
		33	ESSENTIAL OILS & RESINOIDS; PERF, COSMETIC/TOILET PREP	1.18	
		32	TANNING/DYEING EXTRACT; TANNINS & DERIVS; PIGM ETC	0.62	
		34	SOAP, ORGANIC SURFACE-ACTIVE AGENTS, WASHING PREP, ETC	0.57	
		63	OTHER MADE UP TEXTILE ARTICLES; SETS; WORN CLOTHING ETC	0.56	
		11	PROD MILL INDUST; MALT; STARCHES; INULIN; WHEAT GLUTEN	0.55	
		64	FOOTWEAR, GAITERS AND THE LIKE; PARTS OF SUCH ARTICLES	0.49	
		20	PREP OF VEGETABLE, FRUIT, NUTS OR OTHER PARTS OF PLANTS	0.47	
		07	EDIBLE VEGETABLES AND CERTAIN ROOTS AND TUBERS	0.45	
		44	WOOD AND ARTICLES OF WOOD; WOOD CHARCOAL	0.44	
		22	BEVERAGES, SPIRITS AND VINEGAR	0.33	
			4 digits		
		2523	Portland cement, aluminous cement, persulphate cement, etc	6.63	
		7210	Rolled iron or non-alloy steel, >=600mm wide, clad, plated or coated	4.57	
		4820	Registers, account books, etc; albums for samples, of paper, paperboard	3.11	
		1516	Animal or vegetable fats and oils and fractions, hydrogenated, etc	3.07	
		2401	Unmanufactured tobacco; tobacco refuse	3.04	
		7214	Iron/steel bars and rods, forged, etc (incl. Twisted), uncoiled	2.00	
		3923	Articles for conveyance or packing of goods, of plastics	1.79	
		0102	Live bovine animals	1.43	
		1005	Maize (corn).	1.22	
		1511	Palm oil and its fractions wheather or not refined not chemically modified	1.19	
		3304	Beauty, make-up, skin-care (incl. Suntan), manicure... Preparations	1.18	
		7306	Other tubes, pipes and hollow profiles of iron or steel, welded, nes	1.14	
		3004	Medicaments of mixed or unmixed products, for retail sale	0.86	
		7209	Cold-rolled iron or non-alloy steel, >=600mm wide	0.79	
		7208	Hot-rolled iron or non-alloy steel, >=600mm wide	0.71	
		3003	Medicaments with >=2 constituents mixed together, not for retail sale	0.67	
		0101	Live horses, asses, mules and hinnies	0.67	
		3208	Paints and varnishes based on polymers in a non-aqueous medium	0.62	
		6305	Sacks and bags, used for packing goods	0.49	
		2009	Fruit juices (incl. Grape must) and vegetable juices, unfermented	0.47	

Table 7a (Ctd): Intra-EAC Domestic Exports of the major twenty products, 2013 (US\$, million)

Partner State	Country of Destination	Hs Level	Description of Goods	2013	
Tanzania	Kenya	2 digits			
		84	NUCLEAR REACTORS, BOILERS, MCHY & MECH APPLIANCE; PARTS	30.00	
		48	PAPER & PAPERBOARD; ART OF PAPER PULP, PAPER/PAPERBOARD	29.00	
		63	OTHER MADE UP TEXTILE ARTICLES; SETS; WORN CLOTHING ETC	15.00	
		11	PROD MILL INDUST; MALT; STARCHES; INSULIN; WHEAT GLUTEN	14.00	
		23	RESIDUES & WASTE FROM THE FOOD INDUST; PREPR ANI FODDER	13.00	
		09	COFFEE, TEA, MATE AND SPICES	12.00	
		10	CEREALS	12.00	
		27	MINERAL FUELS, OILS & PRODUCT OF THEIR DISTILLATION; ETC	12.00	
		85	ELECTRICAL MCHY EQUIP PARTS THEREOF; SOUND RECORDER ETC	10.00	
		73	ARTICLES OF IRON AND STEEL	7.00	
		22	BEVERAGES, SPIRITS AND VINEGAR	6.00	
		17	SUGARS AND SUGAR CONFECTIONERY	5.00	
		25	SALT; SULPHUR; EARTH & STON; PLASTERING MAT; LIME & CEM	5.00	
		03	FISH & CRUSTACEAN, MOLLUSC & OTHER AQUATIC INVERTEBRATE	4.00	
		24	TOBACCO AND MANUFACTURED TOBACCO SUBSTITUTES	4.00	
		44	WOOD AND ARTICLES OF WOOD; WOOD CHARCOAL	4.00	
		52	COTTON	4.00	
		56	WADDING, FELT & NONWOVEN; YARNS; TWINE, CORDAGE, ETC	4.00	
		07	EDIBLE VEGETABLES AND CERTAIN ROOTS AND TUBERS	3.00	
		15	ANIMAL/VEG FATS & OIL & THEIR CLEAVAGE PRODUCTS; ETC	3.00	
			4 digits		
		4804	UNCOATED KRAFT PAPER AND PAPERBOARD, IN ROLLS OR SHEETS (EXCL. 48.02+03)	21.00	
		8479	MACHINES AND MECHANICAL APPLIANCES, HAVING INDIVIDUAL FUNCTIONS, NES	21.00	
		1103	CEREAL GROATS, MEAL AND PELLETS	13.00	
		2306	OIL-CAKE AND OTHER SOLID RESIDUES, OF VEGETABLE FATS	13.00	
		0902	TEA	12.00	
		8506	PRIMARY CELLS AND PRIMARY BATTERIES	9.00	
		6305	SACKS AND BAGS, USED FOR PACKING GOODS	8.00	
		1006	RICE	7.00	
		2712	PETROLEUM JELLY; PARAFFIN WAX... AND OTHER MINERAL WAXES, ETC	6.00	
		4821	PAPER OR PAPERBOARD LABELS OF ALL KINDS, WHETHER OR NOT PRINTED	6.00	
		6304	OTHER FURNISHING ARTICLES, NES (EXCL. OF 94.04)	6.00	
		1005	MAIZE(CORN)	5.00	
		2505	NATURAL SANDS OF ALL KINDS, (EXCL. METAL-BEARING SANDS OF CHAPTER 26)	5.00	
		2401	UNMANUFACTURED TOBACCO; TOBACCO REFUSE	4.00	
		4405	WOOD WOOL; WOOD FLOUR	4.00	
		5607	TWINE, CORDAGE, ROPE AND CABLES	4.00	
		7306	OTHER TUBES, PIPES AND HOLLOW PROFILES OF IRON OR STEEL, WELDED, NES	4.00	
		1512	SUNFLOWER-SEED, SAFFLOWER OR COTTON-SEED OIL AND THEIR FRACTIONS	3.00	
		1701	CANE OR BEET SUGAR AND CHEMICALLY PURE SUCROSE, IN SOLID FORM	3.00	
		2203	BEER MADE FROM MALT	3.00	

Table 7a (Ctd): Intra-EAC Domestic Exports of the major twenty products, 2013 (US\$, million)

Partner State	Country of Destination	Hs Level	Description of Goods	2013
Tanzania	Uganda	2 digits	84 NUCLEAR REACTORS, BOILERS, MCHY & MECH APPLIANCE; PARTS	13.00
			85 ELECTRICAL MCHY EQUIP PARTS THEREOF; SOUND RECORDER ETC	10.00
			27 MINERAL FUELS, OILS & PRODUCT OF THEIR DISTILLATION; ETC	8.00
			63 OTHER MADE UP TEXTILE ARTICLES; SETS; WORN CLOTHING ETC	8.00
			48 PAPER & PAPERBOARD; ART OF PAPER PULP, PAPER/PAPERBOARD	4.00
			70 GLASS AND GLASSWARE	4.00
			39 PLASTICS AND ARTICLES THEREOF	3.00
			22 BEVERAGES, SPIRITS AND VINEGAR	2.00
			10 CEREALS	1.00
			12 OIL SEED, OLEAGI FRUITS; MISCELL GRAIN, SEED, FRUIT ETC	1.00
			15 ANIMAL/VEG FATS & OIL & THEIR CLEAVAGE PRODUCTS; ETC	1.00
			19 PREP OF CEREAL, FLOUR, STARCH/MILK; PASTRYCOOKS' PROD	1.00
			23 RESIDUES & WASTE FROM THE FOOD INDUST; PREPR ANI FODDER	1.00
			30 PHARMACEUTICAL PRODUCTS	1.00
			33 ESSENTIAL OILS & RESINOIDS; PERF, COSMETIC/TOILET PREP	1.00
		56 WADDING, FELT & NONWOVEN; YARNS; TWINE, CORDAGE, ETC	1.00	
		61 ART OF APPAREL & CLOTHING ACCESS, KNITTED OR CROCHETED	1.00	
		72 IRON AND STEEL	1.00	
		73 ARTICLES OF IRON AND STEEL	1.00	
		87 VEHICLES O/T RAILW/TRANW ROOL-STOCK, PTS & ACCESSORIES	1.00	
		4 digits	2710 PETROLEUM OILS AND OILS OBTAINED FROM BITUMINOUS MINERALS, OTHER THAN CRUDE	7.00
			6304 OTHER FURNISHING ARTICLES, NES (EXCL. OF 94.04)	6.00
			8405 PRODUCER GAS OR WATER GAS GENERATORS; ACETYLENE GAS GENERATORS, ETC	5.00
			8501 ELECTRIC MOTORS AND GENERATORS (EXCL. GENERATING SETS)	5.00
			4819 CARTONS, BOXES, ETC; BOX FILES, ETC, OF PAPER, PAPERBOARD, ETC	4.00
			7010 CARBOYS, BOTTLES, FLASKS... AMPOULES, ETC; STOPPERS, LIDS..., OF GLASS	4.00
			8407 SPARK-IGNITION RECIPROCATING/ROTARY INTERNAL COMBUSTION PISTON ENGINES	4.00
			8502 ELECTRIC GENERATING SETS AND ROTARY CONVERTERS	4.00
			2207 ETHYL ALCOHOL, UNDENATURED OF >=80% ALCOHOL, DENATURED SPIRITS	2.00
			6305 SACKS AND BAGS, USED FOR PACKING GOODS	2.00
			1006 RICE	1.00
			1209 SEEDS, FRUITS AND SPORES, OF A KIND USED FOR SOWING	1.00
			1512 SUNFLOWER-SEED, SAFFLOWER OR COTTON-SEED OIL AND THEIR FRACTIONS	1.00
			1902 PASTA, SUCH AS SPAGHETTI, MACARONI, NOODLES, LASAGNE, ETC; COUSCOUS	1.00
			2304 OIL CAKE FROM SOYA BEAN OIL	1.00
			2306 OIL-CAKE AND OTHER SOLID RESIDUES, OF VEGETABLE FATS	1.00
			2712 PETROLEUM JELLY; PARAFFIN WAX... AND OTHER MINERAL WAXES, ETC	1.00
			3004 MEDICAMENTS OF MIXED OR UNMIXED PRODUCTS, FOR RETAIL SALE	1.00
			3304 BEAUTY, MAKE-UP, SKIN-CARE (INCL. SUNTAN), MANICURE... PREPARATIONS	1.00
3917 TUBES, PIPES AND HOSES, AND FITTINGS THEREFOR, OF PLASTICS	1.00			

Table 7a (Ctd): Intra-EAC Domestic Exports of the major twenty products, 2013 (US\$, million)

Partner State	Country of Destination	Hs Level	Description of Goods	2013
Tanzania	Burundi	2 digits	39 PLASTICS AND ARTICLES THEREOF	8.00
			25 SALT; SULPHUR; EARTH & STON; PLASTERING MAT; LIME & CEM	7.00
			10 CEREALS	4.00
			63 OTHER MADE UP TEXTILE ARTICLES; SETS; WORN CLOTHING ETC	4.00
			12 OIL SEED, OLEAGI FRUITS; MISCELL GRAIN, SEED, FRUIT ETC	3.00
			27 MINERAL FUELS, OILS & PRODUCT OF THEIR DISTILLATION; ETC	3.00
			96 MISCELLANEOUS MANUFACTURED ARTICLES	3.00
			44 WOOD AND ARTICLES OF WOOD; WOOD CHARCOAL	2.00
			48 PAPER & PAPERBOARD; ART OF PAPER PULP, PAPER/PAPERBOARD	2.00
			87 VEHICLES O/T RAILW/TRANW ROOL-STOCK, PTS & ACCESSORIES	2.00
			15 ANIMAL/VEG FATS & OIL & THEIR CLEAVAGE PRODUCTS; ETC	1.00
			19 PREP OF CEREAL, FLOUR, STARCH/MILK; PASTRYCOOKS' PROD	1.00
			22 BEVERAGES, SPIRITS AND VINEGAR	1.00
			24 TOBACCO AND MANUFACTURED TOBACCO SUBSTITUTES	1.00
			31 FERTILISERS	1.00
			33 ESSENTIAL OILS & RESINOIDS; PERF, COSMETIC/TOILET PREP	1.00
			34 SOAP, ORGANIC SURFACE-ACTIVE AGENTS, WASHING PREP, ETC	1.00
			72 IRON AND STEEL	1.00
			84 NUCLEAR REACTORS, BOILERS, MCHY & MECH APPLIANCE; PARTS	1.00
			94 FURNITURE; BEDDING, MATTRESS, MATT SUPPORT, CUSHION ETC	1.00
		4 digits	3923 ARTICLES FOR CONVEYANCE OR PACKING OF GOODS, OF PLASTICS	8.00
			2523 PORTLAND CEMENT, ALUMINOUS CEMENT, PERSULPHATE CEMENT, ETC	5.00
			1001 WHEAT AND MESLIN	3.00
			6304 OTHER FURNISHING ARTICLES, NES (EXCL. OF 94.04)	3.00
			9616 SCENT SPRAYS..., ETC; POWDER-PUFFS AND PADS FOR COSMETICS, ETC	3.00
			2501 SALT/PURE SODIUM CHLORIDE WHETHER OR NOT CONT ANT-CAKING AGENTS; SEAWATER	2.00
			2712 PETROLEUM JELLY; PARAFFIN WAX... AND OTHER MINERAL WAXES, ETC	2.00
			4415 PACKING CASES... OF WOOD; CABLE-DRUMS OF WOOD; PALLETS, ETC, OF WOOD	2.00
			8704 MOTOR VEHICLES FOR THE TRANSPORT OF GOODS	2.00
			1005 MAIZE(CORN)	1.00
			1201 SOYA BEANS	1.00
			1207 OTHER OIL SEEDS AND OLEAGINOUS FRUITS	1.00
			1518 INEDIBLE MIXTURES OF ANIMAL OR VEGETABLE FATS OF NES SPECIFIED	1.00
			1905 BREAD, PASTRY, CAKES, ETC; COMMUNION WAFERS, RICE PAPER, ETC	1.00
			2207 ETHYL ALCOHOL, UNDENATURED OF >=80% ALCOHOL, DENATURED SPIRITS	1.00
			2402 CIGARS, CIGARILLOS, CIGARETTES, ETC, OF TOBACCO OR TOBACCO SUBSTITUTES	1.00
			2710 PETROLEUM OILS AND OILS OBTAINED FROM BITUMINOUS MINERALS, OTHER THAN CRUDE	1.00
			3104 MINERAL OR CHEMICAL FERTILIZERS, POTASSIC	1.00
			3304 BEAUTY, MAKE-UP, SKIN-CARE (INCL. SUNTAN), MANICURE... PREPARATIONS	1.00
			3401 SOAP; ORGANIC SURFACE-ACTIVE PRODUCTS IN BARS, ETC; PAPER WITH SOAP, ETC	1.00

Table 7a (Ctd): Intra-EAC Domestic Exports of the major twenty products, 2013 (US\$, million)

Partner State	Country of Destination	Hs Level	Description of Goods	2013		
Tanzania	Rwanda	2 digits				
		31	FERTILISERS	19.00		
		10	CEREALS	9.00		
		25	SALT; SULPHUR; EARTH & STON; PLASTERING MAT; LIME & CEM	7.00		
		07	EDIBLE VEGETABLES AND CERTAIN ROOTS AND TUBERS	6.00		
		27	MINERAL FUELS, OILS & PRODUCT OF THEIR DISTILLATION; ETC	6.00		
		12	OIL SEED, OLEAGI FRUITS; MISCELL GRAIN, SEED, FRUIT ETC	5.00		
		70	GLASS AND GLASSWARE	5.00		
		72	IRON AND STEEL	5.00		
		22	BEVERAGES, SPIRITS AND VINEGAR	3.00		
		39	PLASTICS AND ARTICLES THEREOF	2.00		
		52	COTTON	2.00		
		63	OTHER MADE UP TEXTILE ARTICLES; SETS; WORN CLOTHING ETC	2.00		
		84	NUCLEAR REACTORS, BOILERS, MCHY & MECH APPLIANCE; PARTS	2.00		
		03	FISH & CRUSTACEAN, MOLLUSC & OTHER AQUATIC INVERTEBRATE	1.00		
		19	PREP OF CEREAL, FLOUR, STARCH/MILK; PASTRYCOOKS' PROD	1.00		
		32	TANNING/DYEING EXTRACT; TANNINS & DERIVS; PIGM ETC	1.00		
		33	ESSENTIAL OILS & RESINOIDS; PERF, COSMETIC/TOILET PREP	1.00		
		48	PAPER & PAPERBOARD; ART OF PAPER PULP, PAPER/PAPERBOARD	1.00		
		73	ARTICLES OF IRON AND STEEL	1.00		
		87	VEHICLES O/T RAILW/TRANW ROOL-STOCK, PTS & ACCESSORIES	1.00		
				4 digits		
				3105	MINERAL OR CHEMICAL FERTILIZERS, NES; OTHER FERTILIZERS; GOODS =<10KG	19.00
				2523	PORTLAND CEMENT, ALUMINOUS CEMENT, PERSULPHATE CEMENT, ETC	7.00
				0708	LEGUMINOUS VEGETABLES, SHELLED OR UNSHELLED, FRESH OR CHILLED	5.00
				7010	CARBOYS, BOTTLES, FLASKS... AMPOULES, ETC; STOPPERS, LIDS..., OF GLASS	5.00
				1006	RICE	4.00
		2712	PETROLEUM JELLY; PARAFFIN WAX... AND OTHER MINERAL WAXES, ETC	4.00		
		1001	WHEAT AND MESLIN	3.00		
		1207	OTHER OIL SEEDS AND OLEAGINOUS FRUITS	3.00		
		2202	WATERS (INCL. MINERAL AND AERATED), WITH ADDED SUGAR...(INCL. SWEETENED)	3.00		
		1005	MAIZE(CORN)	2.00		
		1211	PLANTS AND PARTS OF PLANTS, OF A KIND USED IN PERFUMERY, PHARMACY...ETC	2.00		
		2710	PETROLEUM OILS AND OILS OBTAINED FROM BITUMINOUS MINERALS, OTHER THAN CRUDE	2.00		
		3924	TABLEWARE, KITCHENWARE... AND TOILET ARTICLES, OF PLASTICS	2.00		
		5208	WOVEN FABRICS OF COTTON, WITH >=85% COTTON, BUT <200G/M2	2.00		
		6305	SACKS AND BAGS, USED FOR PACKING GOODS	2.00		
		7213	IRON/STEEL BARS AND RODS, HOT-ROLLED, IN IRREGULARLY WOUND COILS	2.00		
		7214	IRON/STEEL BARS AND RODS, FORGED, ETC (INCL. TWISTED), UNCOILED	2.00		
		0305	FISH, SALTED, DRIED...; SMOKED FISH; FISH MEAL FIT FOR HUMAN CONSUMPTION	1.00		
		0702	TOMATOES, FRESH OR CHILLED.	1.00		
		1202	GROUND-NUTS, NOT ROASTED OR OTHERWISE COOKED	1.00		

Table 7a (Ctd): Intra-EAC Domestic Exports of the major twenty products, 2013 (US\$, million)

Partner State	Country of Destination	Hs Level	Description of Goods	2013		
Rwanda	Kenya	2 digits				
		09	Coffee, tea, mate and spices	57.55		
		26	Ores, slag and ash	0.45		
		41	Raw hides and skins (other than furskins) and leather	0.22		
		30	Pharmaceutical products	0.14		
		84	Nuclear reactors, boilers, machinery and mechanical appliances; parts thereof	0.11		
		63	Other made up textile articles; sets; worn clothing and worn textile articles; rags	0.10		
		62	Articles of apparel and clothing accessories, not knitted or crocheted	0.06		
		11	Products of the milling industry; malt; starches; inulin; wheat gluten	0.05		
		90	Optical, photographic, cinematographic, measuring, checking, precision, medical or surgical instruments and a	0.05		
		27	Mineral fuels, mineral oils and products of their distillation; bituminous substances; mineral waxes	0.03		
		88	Aircraft, spacecraft, and parts thereof	0.02		
		23	Residues and waste from the food industries; prepared animal fodder	0.02		
		85	Electrical machinery and equipment and parts thereof; sound recorders and reproducers, television image an	0.02		
		12	Oil seeds and oleaginous fruits; miscellaneous grains, seeds and fruit; industrial or medicinal plants; straw an	0.02		
		61	Articles of apparel and clothing accessories, knitted or crocheted	0.01		
		71	Natural or cultured pearls, precious or semi-precious stones, precious metals, metals clad with precious met	0.01		
		96	Miscellaneous manufactured articles	0.01		
		73	Articles of iron or steel	0.01		
		42	Articles of leather; saddlery and harness; travel goods, handbags and similar containers; articles of animal gut	0.00		
		72	Iron and steel	0.00		
				4 digits		
				0902	Tea, whether or not flavoured.	45.06
				0901	Coffee, whether or not roasted or decaffeinated; coffee husks and skins; coffee substit	12.48
				2609	Tin ores and concentrates.	0.45
				4101	Raw hides and skins of bovine (including buffalo) or equine animals (fresh, or salted, d	0.16
				3004	Medicaments (excluding goods of heading 30.02, 30.05 or 30.06) consisting of mixed or un	0.14
		6309	Worn clothing and other worn articles.	0.10		
		8470	Calculating machines and pocket-size data recording, reproducing and displaying machines	0.08		
		4103	Other raw hides and skins (fresh, or salted, dried, limed, pickled or otherwise preserve	0.06		
		9018	Instruments and appliances used in medical, surgical, dental or veterinary sciences, inc	0.05		
		1106	Flour, meal and powder of the dried leguminous vegetables of heading 07.13, of sago or o	0.04		
		2711	Petroleum gases and other gaseous hydrocarbons.	0.03		
		6203	Men's or boys' suits, ensembles, jackets, blazers, trousers, bib and brace overalls, bre	0.02		
		8803	Parts of goods of heading 88.01 or 88.02.	0.02		
		2302	Bran, sharps and other residues, whether or not in the form of pellets, derived from the	0.02		
		6204	Women's or girls' suits, ensembles, jackets, blazers, dresses, skirts, divided skirts, t	0.02		
		8471	Automatic data processing machines and units thereof; magnetic or optical readers, machi	0.02		
		1202	Ground-nuts, not roasted or otherwise cooked, whether or not shelled or broken.	0.02		
		8468	Machinery and apparatus for soldering, brazing or welding, whether or not capable of cut	0.02		
		6205	Men's or boys' shirts.	0.01		
		8517	Electrical apparatus for line telephony or line telegraphy, including line telephone set	0.01		

Table 7a (Ctd): Intra-EAC Domestic Exports of the major twenty products, 2013 (US\$, million)

Partner State	Country of Destination	Hs Level	Description of Goods	2013		
Rwanda	Tanzania	2 digits				
		26	Ores, slag and ash	186.60		
		09	Coffee, tea, mate and spices	21.01		
		73	Articles of iron or steel	16.02		
		11	Products of the milling industry; malt; starches; inulin; wheat gluten	1.68		
		74	Copper and articles thereof	1.61		
		85	Electrical machinery and equipment and parts thereof; sound recorders and reproducers, television image an	1.17		
		72	Iron and steel	1.01		
		84	Nuclear reactors, boilers, machinery and mechanical appliances; parts thereof	0.54		
		24	Tobacco and manufactured tobacco substitutes	0.46		
		63	Other made up textile articles; sets; worn clothing and worn textile articles; rags	0.46		
		87	Vehicles other than railway or tramway rolling stock, and parts and accessories thereof	0.31		
		44	Wood and articles of wood; wood charcoal	0.16		
		41	Raw hides and skins (other than furskins) and leather	0.14		
		31	Fertilisers	0.13		
		78	Lead and articles thereof	0.10		
		07	Edible vegetables and certain roots and tubers	0.08		
		96	Miscellaneous manufactured articles	0.06		
		39	Plastics and articles thereof	0.04		
		82	Tools, implements, cutlery, spoons and forks, of base metal; parts thereof of base metal	0.04		
		22	Beverages, spirits and vinegar	0.04		
				4 digits		
				2615	Niobium, tantalum, vanadium or zirconium ores and concentrates.	111.92
				2609	Tin ores and concentrates.	47.51
				2611	Tungsten ores and concentrates.	26.99
				0901	Coffee, whether or not roasted or decaffeinated; coffee husks and skins; coffee substitu	20.97
				7311	Containers for compressed or liquefied gas, of iron or steel.	15.94
				1103	Cereal groats, meal and pellets.	1.55
				7405	Master alloys of copper.	1.22
				7206	Iron and non-alloy steel in ingots or other primary forms (excluding iron of heading 72.	0.93
				8517	Electrical apparatus for line telephony or line telegraphy, including line telephone set	0.52
				2401	Unmanufactured tobacco; tobacco refuse.	0.46
				6309	Worn clothing and other worn articles.	0.43
		7404	Copper waste and scrap.	0.39		
		8529	Parts suitable for use solely or principally with the apparatus of headings 85.25 to 85.	0.26		
		8502	Electric generating sets and rotary converters.	0.26		
		2610	Chromium ores and concentrates.	0.18		
		8704	Motor vehicles for the transport of goods.	0.17		
		4421	Other articles of wood.	0.16		
		4101	Raw hides and skins of bovine (including buffalo) or equine animals (fresh, or salted, d	0.14		
		8430	Other moving, grading, levelling, scraping, excavating, tamping, compacting, extracting	0.13		
		3105	Mineral or chemical fertilisers containing two or three of the fertilising elements nitr	0.13		

Table 7a (Ctd): Intra-EAC Domestic Exports of the major twenty products, 2013 (US\$, million)

Partner State	Country of Destination	Hs Level	Description of Goods	2013		
Rwanda	Uganda	2 digits				
		09	Coffee, tea, mate and spices	34.33		
		26	Ores, slag and ash	19.39		
		41	Raw hides and skins (other than furskins) and leather	12.79		
		80	Tin and articles thereof	3.12		
		84	Nuclear reactors, boilers, machinery and mechanical appliances; parts thereof	1.10		
		81	Other base metals; cermets; articles thereof	0.89		
		63	Other made up textile articles; sets; worn clothing and worn textile articles; rags	0.76		
		33	Essential oils and resinoids; perfumery, cosmetic or toilet preparations	0.57		
		52	Cotton	0.50		
		87	Vehicles other than railway or tramway rolling stock, and parts and accessories thereof	0.49		
		85	Electrical machinery and equipment and parts thereof; sound recorders and reproducers, television image an	0.47		
		72	Iron and steel	0.43		
		07	Edible vegetables and certain roots and tubers	0.42		
		22	Beverages, spirits and vinegar	0.29		
		11	Products of the milling industry; malt; starches; inulin; wheat gluten	0.22		
		34	Soap, organic surface-active agents, washing preparations, lubricating preparations, artificial waxes, prepare	0.21		
		39	Plastics and articles thereof	0.19		
		96	Miscellaneous manufactured articles	0.11		
		23	Residues and waste from the food industries; prepared animal fodder	0.11		
		68	Articles of stone, plaster, cement, asbestos, mica or similar materials	0.10		
				4 digits		
				0901	Coffee, whether or not roasted or decaffeinated; coffee husks and skins; coffee substitu	17.89
				0902	Tea, whether or not flavoured.	16.44
				2609	Tin ores and concentrates.	9.99
				4101	Raw hides and skins of bovine (including buffalo) or equine animals (fresh, or salted, d	8.52
				2615	Niobium, tantalum, vanadium or zirconium ores and concentrates.	6.92
				4103	Other raw hides and skins (fresh, or salted, dried, limed, pickled or otherwise preserve	4.27
				8001	Unwrought tin.	3.12
				2611	Tungsten ores and concentrates.	2.02
				8101	Tungsten (wolfram) and articles thereof, including waste and scrap.	0.88
				6309	Worn clothing and other worn articles.	0.76
				3304	Beauty or make-up preparations and preparations for the care of the skin (other than med	0.52
		7204	Ferrous waste and scrap; remelting scrap ingots of iron or steel.	0.43		
		0713	Dried leguminous vegetables, shelled, whether or not skinned or split.	0.31		
		8429	Self-propelled bulldozers, angledozers, graders, levellers, scrapers, mechanical shovels	0.26		
		8477	Machinery for working rubber or plastics or for the manufacture of products from these m	0.25		
		2617	Other ores and concentrates.	0.23		
		2203	Beer made from malt.	0.23		
		8703	Motor cars and other motor vehicles principally designed for the transport of persons (o	0.22		
		2616	Precious metal ores and concentrates.	0.22		
		3401	Soap; organic surface-active products and preparations for use as soap, in the form of b	0.21		

Table 7a (Ctd): Intra-EAC Domestic Exports of the major twenty products, 2013 (US\$, million)

Partner State	Country of Destination	Hs Level	Description of Goods	2013		
Rwanda	Burundi	2 digits				
		07	Edible vegetables and certain roots and tubers	2.34		
		94	Furniture; bedding, mattresses, mattress supports, cushions and similar stuffed furnishings; lamps and lighting	2.33		
		39	Plastics and articles thereof	2.30		
		22	Beverages, spirits and vinegar	0.71		
		72	Iron and steel	0.70		
		10	Cereals	0.58		
		25	Salt; sulphur; earths and stone; plastering materials, lime and cement	0.48		
		11	Products of the milling industry; malt; starches; inulin; wheat gluten	0.39		
		33	Essential oils and resinoids; perfumery, cosmetic or toilet preparations	0.38		
		01	Live animals	0.36		
		21	Miscellaneous edible preparations	0.32		
		90	Optical, photographic, cinematographic, measuring, checking, precision, medical or surgical instruments and apparatus	0.27		
		84	Nuclear reactors, boilers, machinery and mechanical appliances; parts thereof	0.27		
		70	Ceramic products	0.21		
		85	Electrical machinery and equipment and parts thereof; sound recorders and reproducers, television image and sound recording apparatus	0.15		
		29	Organic chemicals	0.14		
		20	Preparations of vegetables, fruit, nuts or other parts of plants	0.10		
		34	Soap, organic surface-active agents, washing preparations, lubricating preparations, artificial waxes, preparations for hairdressing, dentifrices	0.08		
		04	Dairy produce; birds' eggs; natural honey; edible products of animal origin, not elsewhere specified or included	0.07		
		63	Other made up textile articles; sets; worn clothing and worn textile articles; rags	0.06		
				4 digits		
				9404	Mattress supports; articles of bedding and similar furnishing (for example, mattresses, cushions and similar stuffed furnishings)	2.22
				3923	Articles for the conveyance or packing of goods, of plastics; stoppers, lids, caps and other closures	2.03
				0713	Dried leguminous vegetables, shelled, whether or not skinned or split.	1.12
				0708	Leguminous vegetables, shelled or unshelled, fresh or chilled.	0.95
				2203	Beer made from malt.	0.57
				1005	Maize (corn).	0.55
				7214	Other bars and rods of iron or non-alloy steel, not further worked than forged, hot-rolled	0.39
				1102	Cereal flours other than of wheat or meslin.	0.38
				2523	Portland cement, aluminous cement, slag cement, supersulphate cement and similar hydraulic cements	0.35
				0102	Live bovine animals.	0.34
				7210	Flat-rolled products of iron or non-alloy steel, of a width of 600 mm or more, clad, plated or coated	0.29
				0701	Potatoes, fresh or chilled.	0.25
				2103	Sauces and preparations therefor; mixed condiments and mixed seasonings; mustard flour and meal	0.21
				3305	Preparations for use on the hair.	0.21
				7010	Carboys, bottles, flasks, jars, pots, phials, ampoules and other containers, of glass, of other material	0.19
				9031	Measuring or checking instruments, appliances and machines, not specified or included elsewhere	0.18
				3304	Beauty or make-up preparations and preparations for the care of the skin (other than medicinal)	0.16
				2929	Compounds with other nitrogen function.	0.14
				2202	Waters, including mineral waters and aerated waters, containing added sugar or other sweetening matter	0.13
				9403	Other furniture and parts thereof.	0.11

Table 7a (Ctd): Intra-EAC Domestic Exports of the major twenty products, 2013 (US\$, million)

Partner State	Country of Destination	Hs Level	Description of Goods	2013		
Kenya	Uganda	2 digits				
		25	Salt; sulphur; earths and stone; plastering materials	84.59		
		72	Iron and steel.	55.39		
		39	Plastics and articles thereof.	47.62		
		22	Beverages, spirits and vinegar.	38.16		
		27	Mineral fuels, mineral oils and products of their distillation	29.37		
		87	Vehicles other than railway or tramway rolling stock, tractors, motor vehicles and other motor vehicles	26.74		
		48	Paper and paperboard; articles of paper pulp, of paper or paperboard	24.69		
		30	Pharmaceutical products.	21.05		
		44	Wood and articles of wood; wood charcoal.	20.94		
		34	Soap, organic surface-active agents, washing preparations, lubricating preparations, artificial waxes, preparations for hairdressing, dentifrices	20.58		
		17	Sugars and sugar confectionery.	16.94		
		73	Articles of iron or steel.	15.67		
		70	Glass and glassware.	12.79		
		64	Footwear, gaiters and the like; parts of such articles	12.73		
		76	Aluminium and articles thereof.	11.45		
		24	Tobacco and manufactured tobacco substitutes.	10.74		
		15	Animal or vegetable fats and oils and their cleavages	10.47		
		49	Printed books, newspapers, pictures and other printed matter	10.43		
		28	Inorganic chemicals; organic or inorganic compounds of basic inorganic chemistry	10.09		
		21	Miscellaneous edible preparations.	9.84		
				4 digits		
				2523	Portland cement, aluminous cement, persulphate cement and similar hydraulic cements	56.48
				7210	Rolled iron or non-alloy steel, >=600mm wide, clad, plated or coated	30.19
				2710	Petroleum oils and oils obtained from bituminous minerals, in primary forms	22.96
				2501	Salt/pure sodium chloride whether or not containing antiseptics	22.55
				3923	Articles for conveyance or packing of goods, of plastics	20.41
				4412	Plywood, veneered panels and similar laminated wood	19.58
				7209	Cold-rolled iron or non-alloy steel, >=600mm wide	18.94
				1704	Sugar confectionery (incl. White chocolate), not containing cocoa	16.49
				2207	Ethyl alcohol, undenatured of >=80% alcohol, denatured	15.21
				3004	Medicaments of mixed or unmixed products, for retail sale	14.34
		4819	Cartons, boxes, etc; box files, etc, of paper, paperboard	13.33		
		8716	Trailers and semi-trailers; other vehicles, not motor vehicles	13.07		
		2203	Beer made from malt	13.05		
		7010	Carboys, bottles, flasks... Ampoules, etc; stoppers	12.00		
		2402	Cigars, cigarillos, cigarettes, etc, of tobacco or tobacco substitutes	10.74		
		3402	Non-soap surface-active agents; washing preparations, lubricating preparations, artificial waxes, preparations for hairdressing, dentifrices	10.19		
		8702	Public-transport type passenger motor vehicles	9.75		
		1517	Margarine; edible preparations of animal or vegetable fats and oils	7.56		
		3401	Soap; organic surface-active products in bars, etc	7.23		
		8309	Stoppers, caps and lids, capsules for bottles... Other	7.08		

Table 7a (Ctd): Intra-EAC Domestic Exports of the major twenty products, 2013 (US\$, million)

Partner State	Country of Destination	Hs Level	Description of Goods	2013		
Kenya	Tanzania	2 digits				
		15	Animal or vegetable fats and oils and their cleava	52.80		
		34	Soap, organic surface-active agents, washing prepa	31.83		
		25	Salt; sulphur; earths and stone; plastering materi	25.39		
		76	Aluminium and articles thereof.	23.77		
		39	Plastics and articles thereof.	22.35		
		17	Sugars and sugar confectionery.	20.98		
		30	Pharmaceutical products.	20.81		
		85	Electrical machinery and equipment and parts there	19.61		
		72	Iron and steel.	19.50		
		87	Vehicles other than railway or tramway rolling-sto	15.58		
		73	Articles of iron or steel.	12.31		
		28	Inorganic chemicals; organic or inorganic compound	12.31		
		48	Paper and paperboard; articles of paper pulp, of p	11.26		
		64	Footwear, gaiters and the like; parts of such arti	9.00		
		94	Furniture; bedding, mattresses, mattress supports,	8.85		
		84	Nuclear reactors, boilers, machinery and mechanica	8.41		
		04	Dairy produce; birds' eggs; natural honey; edible	7.94		
		33	Essential oils and resinoids; perfumery, cosmetic	6.89		
		83	Miscellaneous articles of base metal.	6.39		
		63	Other made up textile articles; sets; worn clothin	6.29		
				4 digits		
				1511	Palm oil and its fractions wheather or not refined	25.76
				1704	Sugar confectionery (incl. White chocolate), not c	20.44
				3004	Medicaments of mixed or unmixed products, for reta	20.16
				3401	Soap; organic surface-active products in bars, etc	19.40
				7615	Table, kitchen, household and sanitary articles...	18.20
				2523	Portland cement, aluminous cement, persulphate cem	17.19
				1516	Animal or vegetable fats and oils and fractions, h	17.14
				3923	Articles for conveyance or packing of goods, of pl	16.18
				8507	Electric accumulators (incl. Separators therefor)	13.00
				7210	Rolled iron or non-alloy steel, >=600mm wide, clad	12.12
				8716	Trailers and semi-trailers; other vehicles, not ma	9.93
				3402	Non-soap surface-active agents; washing preparatio	9.32
				2501	Salt/pure sodium chloride whether or not cont ant-	7.97
				1517	Margarine; edible preparations of animal or vegeta	6.85
				4819	Cartons, boxes, etc; box files, etc, of paper, pap	6.33
				0401	Milk and cream, not concentrated or sweetened	6.10
				8309	Stoppers, caps and lids, capsules for bottles... O	5.67
				6402	Other footwear with outer soles and uppers of rubb	4.86
				8702	Public-transport type passenger motor vehicles	4.76
				2836	Carbonates; peroxocarbonates; commercial ammonium	4.65

Table 7a (Ctd): Intra-EAC Domestic Exports of the major twenty products, 2013 (US\$, million)

Partner State	Country of Destination	Hs Level	Description of Goods	2013		
Kenya	Rwanda	2 digits				
		72	Iron and steel.	19.07		
		39	Plastics and articles thereof.	10.15		
		15	Animal or vegetable fats and oils and their cleava	8.44		
		48	Paper and paperboard; articles of paper pulp, of p	8.31		
		64	Footwear, gaiters and the like; parts of such arti	6.59		
		25	Salt; sulphur; earths and stone; plastering materi	5.84		
		24	Tobacco and manufactured tobacco substitutes.	5.37		
		85	Electrical machinery and equipment and parts there	5.29		
		49	Printed books, newspapers, pictures and other prod	4.51		
		30	Pharmaceutical products.	4.38		
		34	Soap, organic surface-active agents, washing prepa	3.94		
		27	Mineral fuels, mineral oils and products of their	3.92		
		73	Articles of iron or steel.	3.67		
		84	Nuclear reactors, boilers, machinery and mechanica	3.63		
		76	Aluminium and articles thereof.	3.55		
		17	Sugars and sugar confectionery.	3.55		
		10	Cereals.	2.74		
		32	Tanning or dyeing extracts; tannins and their deri	2.67		
		22	Beverages, spirits and vinegar.	2.66		
		87	Vehicles other than railway or tramway rolling-sto	2.09		
				4 digits		
				7210	Rolled iron or non-alloy steel, >=600mm wide, clad	11.77
				1511	Palm oil and its fractions wheather or not refined	6.87
				2402	Cigars, cigarillos, cigarettes, etc, of tobacco or	5.37
				6402	Other footwear with outer soles and uppers of rubb	4.25
				4819	Cartons, boxes, etc; box files, etc, of paper, pap	4.11
				4901	Printed books, brochures, leaflets and similar pri	3.96
				3004	Medicaments of mixed or unmixed products, for reta	3.78
				2710	Petroleum oils and oils obtained from bituminous m	3.62
				3924	Tableware, kitchenware... And toilet articles, of	3.51
				1704	Sugar confectionery (incl. White chocolate), not c	3.48
				2501	Salt/pure sodium chloride whether or not cont ant-	3.39
				7211	Rolled iron or non-alloy steel, <600mm wide, not c	2.97
				8544	Insulated wire, cable, etc; optical fibre cables	2.85
				4820	Registers, account books, etc; albums for samples,	2.74
				7615	Table, kitchen, household and sanitary articles...	2.70
				7214	Iron/steel bars and rods, forged, etc (incl. Twist	2.21
				2523	Portland cement, aluminous cement, persulphate cem	2.12
				3923	Articles for conveyance or packing of goods, of pl	1.75
				6401	Waterproof footwear...	1.71
				3917	Tubes, pipes and hoses, and fittings therefor, of	1.62

Table 7a (Ctd): Intra-EAC Domestic Exports of the major twenty products, 2013 (US\$, million)

Partner State	Country of Destination	Hs Level	Description of Goods	2013		
Kenya	Burundi	2 digits				
		72	Iron and steel.	10.05		
		31	Fertilisers.	9.38		
		73	Articles of iron or steel.	4.44		
		17	Sugars and sugar confectionery.	2.74		
		34	Soap, organic surface-active agents, washing prepa	1.97		
		32	Tanning or dyeing extracts; tannins and their deri	1.73		
		48	Paper and paperboard; articles of paper pulp, of p	1.38		
		27	Mineral fuels, mineral oils and products of their	1.36		
		30	Pharmaceutical products.	1.23		
		96	Miscellaneous manufactured articles.	1.21		
		85	Electrical machinery and equipment and parts there	1.17		
		64	Footwear, gaiters and the like; parts of such arti	0.93		
		40	Rubber and articles thereof.	0.89		
		25	Salt; sulphur; earths and stone; plastering materi	0.82		
		33	Essential oils and resinoids; perfumery, cosmetic	0.73		
		76	Aluminium and articles thereof.	0.72		
		87	Vehicles other than railway or tramway rolling-sto	0.71		
		20	Preparations of vegetables, fruit, nuts or other p	0.70		
		28	Inorganic chemicals; organic or inorganic compound	0.65		
		15	Animal or vegetable fats and oils and their cleava	0.58		
				4 digits		
				3105	Mineral or chemical fertilizers, nes; other fertil	9.18
				3923	Articles for conveyance or packing of goods, of pl	7.39
				7210	Rolled iron or non-alloy steel, >=600mm wide, clad	5.87
				7306	Other tubes, pipes and hollow profiles of iron or	3.87
				1704	Sugar confectionery (incl. White chocolate), not c	2.74
				7216	Angles, shapes and sections of iron or non-alloy s	1.82
				3401	Soap; organic surface-active products in bars, etc	1.28
				7208	Hot-rolled iron or non-alloy steel, >=600mm wide	1.27
				3209	Paints and varnishes, in an aqueous medium	1.22
				9608	Ball-point, felt tipped...pens and pencils and art	1.17
				2710	Petroleum oils and oils obtained from bituminous m	1.03
				3004	Medicaments of mixed or unmixed products, for reta	0.96
				3917	Tubes, pipes and hoses, and fittings therefor, of	0.92
				4011	New pneumatic tyres, of rubber	0.82
				6402	Other footwear with outer soles and uppers of rubb	0.81
				4819	Cartons, boxes, etc; box files, etc, of paper, pap	0.74
				2007	Jams, fruit jellies, marmalades, etc	0.62
				8507	Electric accumulators (incl. Separators therefor)	0.60
				7214	Iron/steel bars and rods, forged, etc (incl. Twist	0.59
				3305	Preparations for use on the hair	0.54

Table 7a (Ctd): Intra-EAC Domestic Exports of the major twenty products, 2013 (US\$, million)

Partner State	Country of Destination	Hs Level	Description of Goods	2013		
Burundi	Kenya	2 digits				
		09	COFFEE, TEA, MATE AND SPICES	6.63		
		41	RAW HIDES AND SKINS (OTHER THAN FURSKINS) AND LEATHER	0.31		
		42	ARTICLES OF LEATHER; SADDLERY/HARNESS; TRAVEL GOODS ETC	0.00		
		84	Nuclear reactors, boilers, mchy & mech appliance, parts	0.03		
		85	Electrical mchy equip parts thereof, sound recorder etc	0.00		
		01	Live animals	0.00		
				4 digits		
				0902	Tea, whether or not flavoured.	6.63
				7311		0.31
				7108	Gold (including gold plated with platinum) unwrought or in semi-manufactured forms, or i	0.22
				4104	Tanned or crust hides and skins of bovine (including buffalo) or equine animals, without	0.19
				3917	Tubes, pipes and hoses, and fittings therefor (for example, joints, elbows, flanges), of	0.09
				4103	Other raw hides and skins (fresh, or salted, dried, limed, pickled or otherwise preserve	0.08
				2302	Bran, sharps and other residues, whether or not in the form of pellets, derived from the	0.05
				4101	Raw hides and skins of bovine (including buffalo) or equine animals (fresh, or salted, d	0.04
				7204	Ferrous waste and scrap; remelting scrap ingots of iron or steel.	0.03
				8703	Motor cars and other motor vehicles principally designed for the transport of persons (o	0.03
				7010	Carboys, bottles, flasks, jars, pots, phials, ampoules and other containers, of glass, o	0.01
				3923	Articles for the conveyance or packing of goods, of plastics; stoppers, lids, caps and o	0.01
				8473	Parts and accessories (other than covers, carrying cases and the like) suitable for use	0.00
				8482	Ball or roller bearings.	0.00
				4408	Sheets for veneering (including those obtained by slicing laminated wood), for plywood o	0.00
				7307	Tube or pipe fittings (for example, couplings, elbows, sleeves), of iron or steel.	0.00
				7308	Structures (excluding prefabricated buildings of heading 94.06) and parts of structures	0.00
				7316		0.00
				7325	Other cast articles of iron or steel.	0.00
				8409	Parts suitable for use solely or principally with the engines of heading 84.07 or 84.08.	0.00

Table 7a (Ctd): Intra-EAC Domestic Exports of the major twenty products, 2013 (US\$, million)

Partner State	Country of Destination	Hs Level	Description of Goods	2013		
Burundi	Tanzania	2 digits				
		09	COFFEE, TEA, MATE AND SPICES	7.10		
		26	ORES, SLAG AND ASH	1.22		
		24	TOBACCO AND MANUFACTURED TOBACCO SUBSTITUTES	1.16		
		85	Electrical mchy equip parts thereof, sound recorder etc	0.97		
		41	RAW HIDES AND SKINS (OTHER THAN FURSKINS) AND LEATHER	0.52		
		70	GLASS AND GLASSWARE	0.11		
		72	IRON AND STEEL	0.09		
		34	SOAP, ORGANIC SURFACE-ACTIVE AGENTS, WASHING PREP, ETC	0.09		
		87	VEHICLES O/T RAILW/TRANW ROOL-STOCK, PTS & ACCESSORIES	0.07		
		38	Miscellaneous chemical products	0.05		
		08	EDIBLE FRUIT AND NUTS; PEEL OF CITRUS FRUIT OR MELONS	0.04		
		39	PLASTICS AND ARTICLES THEREOF	0.02		
		22	BEVERAGES, SPIRITS AND VINEGAR	0.02		
		76	ALUMINIUM AND ARTICLES THEREOF	0.02		
		11	PROD MILL INDUST; MALT; STARCHES; INSULIN; WHEAT GLUTEN	0.01		
		42	ARTICLES OF LEATHER; SADDLERY/HARNESS; TRAVEL GOODS ETC	0.01		
		98	Effets personnels dépourvus de tout caractère commercial	0.01		
		84	Nuclear reactors, boilers, mchy & mech appliance, parts	0.01		
		32	TANNING/DYEING EXTRACT; TANNINS & DERIVS; PIGM ETC	0.01		
		81	Other base metals, cermets, articles thereof	0.01		
				4 digits		
				0902	Tea, whether or not flavoured.	3.80
				0901	Coffee, whether or not roasted or decaffeinated; coffee husks and skins; coffee substitu	3.30
				2402	Cigars, cheroots, cigarillos and cigarettes, of tobacco or of tobacco substitutes.	1.16
				8502	Electric generating sets and rotary converters.	0.96
				2611		0.91
				2617	Other ores and concentrates.	0.31
				4112		0.30
				4104	Tanned or crust hides and skins of bovine (including buffalo) or equine animals, without	0.20
				7001	Cullet and other waste and scrap of glass; glass in the mass.	0.09
				3401	Soap; organic surface-active products and preparations for use as soap, in the form of b	0.09
				7204	Ferrous waste and scrap; remelting scrap ingots of iron or steel.	0.09
				8703	Motor cars and other motor vehicles principally designed for the transport of persons (o	0.06
				3824	Prepared binders for foundry moulds or cores, chemical products, etc.	0.05
				0803	Bananas, including plantains, fresh or dried.	0.04
				7010	Carboys, bottles, flasks, jars, pots, phials, ampoules and other containers, of glass, o	0.02
				3923	Articles for the conveyance or packing of goods, of plastics; stoppers, lids, caps and o	0.02
				2203	Beer made from malt.	0.02
				4101	Raw hides and skins of bovine (including buffalo) or equine animals (fresh, or salted, d	0.02
				7604	Aluminium bars, rods and profiles.	0.02
				1106	Flour, meal and powder of the dried leguminous vegetables of heading 07.13, of sago or o	0.01

Table 7a (Ctd): Intra-EAC Domestic Exports of the major twenty products, 2013 (US\$, million)

Partner State	Country of Destination	Hs Level	Description of Goods	2013		
Burundi	Uganda	2 digits				
		76	ALUMINIUM AND ARTICLES THEREOF	4.02		
		09	COFFEE, TEA, MATE AND SPICES	0.24		
		26	ORES, SLAG AND ASH	0.20		
		24	TOBACCO AND MANUFACTURED TOBACCO SUBSTITUTES	0.15		
		52	Cotton	0.05		
		70	GLASS AND GLASSWARE	0.04		
		72	IRON AND STEEL	0.04		
		81	Other base metals, cermets, articles thereof	0.04		
		39	PLASTICS AND ARTICLES THEREOF	0.04		
		04	DAIRY PROD; BIRDS' EGGS; NATURAL HONEY; EDIBLE PROD NES	0.02		
		84	Nuclear reactors, boilers, mchy & mech appliance, parts	0.02		
		08	EDIBLE FRUIT AND NUTS; PEEL OF CITRUS FRUIT OR MELONS	0.01		
		41	RAW HIDES AND SKINS (OTHER THAN FURSKINS) AND LEATHER	0.01		
		87	VEHICLES O/T RAILW/TRANW ROOL-STOCK, PTS & ACCESSORIES	0.01		
		29	Organic chemicals	0.00		
		73	ARTICLES OF IRON AND STEEL	0.00		
		79	ZINC AND ARTICLES THEREOF	0.00		
		64	Footwear, gaiters and the like, parts of such articles	0.00		
				4 digits		
				7602	Containers for compressed or liquefied gas, of iron or steel	4.02
				0901	Coffee, whether or not roasted or decaffeinated; coffee husks and skins; coffee substitu	0.24
				2611		0.20
				2402	Cigars, cheroots, cigarillos and cigarettes, of tobacco or of tobacco substitutes.	0.15
				5203	Cotton, carded or combed.	0.05
				7010	Carboys, bottles, flasks, jars, pots, phials, ampoules and other containers, of glass, o	0.04
				7204	Ferrous waste and scrap; remelting scrap ingots of iron or steel.	0.04
				8112	Beryllium, chromium, germanium, vanadium, gallium, hafnium, indium, niobium (columbium),	0.04
				3923	Articles for the conveyance or packing of goods, of plastics; stoppers, lids, caps and o	0.04
				0402	Milk and cream, concentrated or containing added sugar or other sweetening matter.	0.02
				8422	Dish washing machines; machinery for cleaning or drying bottles or other containers; mac	0.02
				0810	Other fruit, fresh.	0.01
				4101	Raw hides and skins of bovine (including buffalo) or equine animals (fresh, or salted, d	0.01
				8708	Parts and accessories of the motor vehicles of headings 87.01 to 87.05.	0.01
				2915	Saturated acyclic monocarboxylic acids and their anhydrides, halides, peroxides and pero	0.00
				0910	Ginger, saffron, turmeric (curcuma), thyme, bay leaves, curry and other spices.	0.00
				7208	Flat-rolled products of iron or non-alloy steel, of a width of 600 mm or more, hot-rolle	0.00
				3925	Builders' ware of plastics, not elsewhere specified or included.	0.00
				7311	Containers for compressed or liquefied gas, of iron or steel	0.00
				8441	Other machinery for making up paper pulp, paper or paperboard, including cutting machine	0.00

Table 7a (Ctd): Intra-EAC Domestic Exports of the major twenty products, 2013 (US\$, million)

Partner State	Country of Destination	Hs Level	Description of Goods	2013		
Burundi	Rwanda	2 digits				
		34	SOAP, ORGANIC SURFACE-ACTIVE AGENTS, WASHING PREP, ETC	2.80		
		09	COFFEE, TEA, MATE AND SPICES	1.22		
		72	IRON AND STEEL	0.70		
		24	TOBACCO AND MANUFACTURED TOBACCO SUBSTITUTES	0.68		
		26	ORES, SLAG AND ASH	0.54		
		52	Cotton	0.35		
		70	GLASS AND GLASSWARE	0.35		
		15	ANIMAL/VEG FATS & OIL & THEIR CLEAVAGE PRODUCTS; ETC	0.23		
		85	Electrical mchy equip parts thereof, sound recorder etc	0.22		
		87	VEHICLES O/T RAILW/TRANW ROOL-STOCK, PTS & ACCESSORIES	0.20		
		22	BEVERAGES, SPIRITS AND VINEGAR	0.19		
		39	PLASTICS AND ARTICLES THEREOF	0.18		
		73	ARTICLES OF IRON AND STEEL	0.16		
		19	PREP OF CEREAL, FLOUR, STARCH/MILK; PASTRYCOOKS' PROD	0.13		
		08	EDIBLE FRUIT AND NUTS; PEEL OF CITRUS FRUIT OR MELONS	0.07		
		21	Miscellaneous edible preparations	0.07		
		41	RAW HIDES AND SKINS (OTHER THAN FURSKINS) AND LEATHER	0.06		
		84	Nuclear reactors, boilers, mchy & mech appliance, parts	0.05		
		33	ESSENTIAL OILS & RESINOIDS; PERF, COSMETIC/TOILET PREP	0.04		
		40	RUBBER AND ARTICLES THEREOF	0.03		
				4 digits		
				3401	Soap; organic surface-active products and preparations for use as soap, in the form of b	2.80
				0901	Coffee, whether or not roasted or decaffeinated; coffee husks and skins; coffee substit	0.90
				2402	Cigars, cheroots, cigarillos and cigarettes, of tobacco or of tobacco substitutes.	0.68
				7214	Other bars and rods of iron or non-alloy steel, not further worked than forged, hot-roll	0.58
				2615	Niobium, tantalum, vanadium or zirconium ores and concentrates.	0.54
				7010	Carboys, bottles, flasks, jars, pots, phials, ampoules and other containers, of glass, o	0.35
				0902	Tea, whether or not flavoured.	0.32
				5208	Woven fabrics of cotton, containing 85 % or more by weight of cotton, weighing not more	0.32
				1511	Palm oil and its fractions, whether or not refined, but not chemically modified.	0.23
				2203	Beer made from malt.	0.19
				8546	Electrical insulators of any material.	0.14
				3923	Articles for the conveyance or packing of goods, of plastics; stoppers, lids, caps and o	0.14
				8703	Motor cars and other motor vehicles principally designed for the transport of persons (o	0.14
				1901	Malt extract; food preparations of flour, groats, meal, starch or malt extract, not cont	0.13
				7204	Ferrous waste and scrap; remelting scrap ingots of iron or steel.	0.11
				2106	Food preparations not elsewhere specified or included.	0.07
				7311	Containers for compressed or liquefied gas, of iron or steel	0.07
				0810	Other fruit, fresh.	0.07
		7307	Tube or pipe fittings (for example, couplings, elbows, sleeves), of iron or steel.	0.06		
		4101	Raw hides and skins of bovine (including buffalo) or equine animals (fresh, or salted, d	0.05		

Table 7b: Intra-EAC Domestic Exports of the major twenty products, 2014 (US\$, million)

Partner State	Country of Destination	Hs Level	Description of Goods	2014		
Uganda	Burundi	2 digits				
		72	Iron and steel	9.13		
		48	Paper & paperboard; art of paper pulp, paper/paperboard	4.05		
		39	Plastics and articles thereof	3.26		
		73	Articles of iron or steel	2.69		
		15	Animal/veg fats & oils & their cleavage products; etc	2.66		
		24	Tobacco and manufactured tobacco substitutes	2.20		
		25	Salt; sulphur; earth & ston; plastering mat; lime & cem	1.37		
		01	Live animals	1.37		
		30	Pharmaceutical products	1.13		
		33	Essential oils & resinoids; perf, cosmetic/toilet prep	1.10		
		32	Tanning/dyeing extract; tannins & derivs; pigm etc	0.78		
		11	Prod mill indust; malt; starches; inulin; wheat gluten	0.69		
		63	Other made up textile articles; sets; worn clothing etc	0.68		
		94	Furniture; bedding, mattress, matt support, cushion etc	0.41		
		20	Prep of vegetable, fruit, nuts or other parts of plants	0.40		
		44	Wood and articles of wood; wood charcoal	0.35		
		64	Footwear, gaiters and the like; parts of such articles	0.34		
		04	Dairy prod; birds' eggs; natural honey; edible prod nes	0.28		
		10	Cereals	0.28		
		22	Beverages, spirits and vinegar	0.25		
				4 digits		
				7210	Rolled iron or non-alloy steel, >=600mm wide, clad, plated or	5.50
				4820	Registers, account books, etc; albums for samples, of paper, p	3.62
				3923	Articles for the of goods, of plastics; stoppers, etc, of plastics	2.74
				7214	Iron/steel bars and rods, forged, etc (incl. Twisted), uncoiled	2.55
				1516	Animal or vegetable fats and oils and fractions, hydrogenated	2.40
				7306	Other tubes, pipes and hollow profiles of iron or steel, weld	2.13
				2403	Other manufactured tobacco and substitutes; homogenized to	1.78
				2523	Portland cement, aluminous cement, persulphate cement, etc	1.31
				0102	Live bovine animals	1.16
				3004	Medicaments of mixed or unmixed products, for retail sale	0.90
				3304	Beauty, make-up, skin-care (incl. Suntan), manicure... Prepara	0.83
				3208	Paints and varnishes based on polymers in a non-aqueous me	0.66
				7208	Hot-rolled iron or non-alloy steel, >=600mm wide	0.61
				6305	Sacks and bags, used for packing goods	0.57
				1102	Cereal flours, (excl. Wheat or meslin)	0.52
				2401	Unmanufactured tobacco; tobacco refuse	0.41
				2009	Fruit juices (incl. Grape must) and vegetable juices, unfermen	0.40
				4819	Cartons, boxes, etc; box files, etc, of paper, paperboard, etc	0.37
		3917	Tubes, pipes and hoses, and fittings therefor, of plastics	0.35		
		0401	Milk and cream, not concentrated or sweetened	0.28		

Table 7b (Ctd): Intra-EAC Domestic Exports of the major twenty products, 2014 (US\$, million)

Partner State	Country of Destination	Hs Level	Description of Goods	2014	
Uganda	Kenya	2 digits			
		09	Coffee, tea, mate and spices	84.74	
		24	Tobacco and manufactured tobacco substitutes	47.41	
		27	Mineral fuels, oils & product of their distillation; etc	28.82	
		10	Cereals	18.64	
		04	Dairy prod; birds' eggs; natural honey; edible prod nes	13.57	
		23	Residues & waste from the food indust; prepr ani fodder	6.28	
		72	Iron and steel	5.93	
		48	Paper & paperboard; art of paper pulp, paper/paperboard	5.42	
		07	Edible vegetables and certain roots and tubers	4.35	
		33	Essential oils & resinoids; perf, cosmetic/toilet prep	2.82	
		12	Oil seed, oleagi fruits; miscell grain, seed, fruit etc	2.70	
		52	Cotton	2.49	
		44	Wood and articles of wood; wood charcoal	2.01	
		41	Raw hides and skins (other than furskins) and leather	1.36	
		15	Animal/veg fats & oils & their cleavage products; etc	1.28	
		84	Nuclear reactors, boilers, mchy & mech appliance; parts	1.21	
		22	Beverages, spirits and vinegar	1.14	
		87	Vehicles o/t railw/tramw roll-stock, pts & accessories	1.01	
		39	Plastics and articles thereof	0.94	
	11	Prod mill indust; malt; starches; inulin; wheat gluten	0.90		
			4 digits		
			0902	Tea	82.77
			2401	Unmanufactured tobacco; tobacco refuse	47.34
			2716	Electrical energy	28.81
			1005	Maize(corn)	15.33
			0402	Milk and cream, concentrated or sweetened	10.05
			0713	Dried leguminous vegetables, shelled	4.27
			4819	Cartons, boxes, etc; box files, etc, of paper, paperboard, etc	4.01
			2302	Brans, sharps and other residues, derived from working of cea	3.83
			7214	Iron/steel bars and rods, forged, etc (incl. Twisted), uncoiled	3.65
			0401	Milk and cream, not concentrated or sweetened	3.40
			1008	Buckwheat, millet and canary seed and other cereals, nes	3.21
			3304	Beauty, make-up, skin-care (incl. Suntan), manicure... Prepara	2.77
			1207	Other oil seeds and oleaginous fruits	2.27
			2306	Oil-cake and other solid residues, of vegetable fats	2.01
			0901	Coffee; coffee husks and skins; coffee substitutes containing c	1.97
			7215	Other bars and rods of iron or non-alloy steel	1.62
			4410	Particle board and similar board of wood or other ligneous ma	1.62
			5203	Cotton, carded or combed	1.37
			4104	Leather of bovine or equine animals, without hair on	1.20
			5201	Cotton, not carded or combed	1.09

Table 7b (Ctd): Intra-EAC Domestic Exports of the major twenty products, 2014 (US\$, million)

Partner State	Country of Destination	Hs Level	Description of Goods	2014	
Uganda	Rwanda	2 digits			
		25	Salt; sulphur; earth & ston; plastering mat; lime & cem	59.70	
		15	Animal/veg fats & oils & their cleavage products; etc	56.58	
		34	Soap, organic surface-active agents, washing prep, etc	16.16	
		72	Iron and steel	12.70	
		17	Sugars and sugar confectionery	10.00	
		22	Beverages, spirits and vinegar	5.97	
		10	Cereals	5.89	
		73	Articles of iron or steel	5.87	
		48	Paper & paperboard; art of paper pulp, paper/paperboard	5.18	
		39	Plastics and articles thereof	4.76	
		44	Wood and articles of wood; wood charcoal	4.22	
		32	Tanning/dyeing extract; tannins & derivs; pigm etc	3.34	
		33	Essential oils & resinoids; perf, cosmetic/toilet prep	3.17	
		30	Pharmaceutical products	1.96	
		84	Nuclear reactors, boilers, mchy & mech appliance; parts	1.82	
		03	Fish & crustacean, mollusc & other aquatic invertebrate	1.73	
		76	Aluminium and articles thereof	1.52	
		11	Prod mill indust; malt; starches; inulin; wheat gluten	1.44	
		19	Prep of cereal, flour, starch/milk; pastrycooks' prod	0.94	
	90	Optical, photo, cine, meas, checking, precision, etc	0.87		
			4 digits		
			2523	Portland cement, aluminous cement, persulphate cement, etc	58.46
			1516	Animal or vegetable fats and oils and fractions, hydrogenated	45.11
			3401	Soap; organic surface-active products in bars, etc; paper with s	13.34
			1701	Cane or beet sugar and chemically pure sucrose, in solid form	9.77
			1511	Palm oil and its fractions	9.28
			7214	Iron/steel bars and rods, forged, etc (incl. Twisted), uncoiled	6.09
			7306	Other tubes, pipes and hollow profiles of iron or steel, weld	4.27
			1005	Maize(corn)	4.23
			4819	Cartons, boxes, etc; box files, etc, of paper, paperboard, etc	4.19
			4403	Wood in the rough or roughly squared	3.73
			3208	Paints and varnishes based on polymers in a non-aqueous me	3.17
			3402	Non-soap surface-active agents; washing preparations, nes	2.80
			2208	Undenatured ethyl alcohol of an alcoholic strength <80%; spiri	2.79
			7210	Rolled iron or non-alloy steel, >=600mm wide, clad, plated or	2.71
			3304	Beauty, make-up, skin-care (incl. Suntan), manicure... Prepara	2.58
			3923	Articles for the of goods, of plastics; stopers, etc, of plastics	1.80
			3917	Tubes, pipes and hoses, and fittings therefor, of plastics	1.69
			1512	Sunflower-seed, safflower or cotton-seed oil and their fractio	1.62
			7217	Wire of iron or non-alloy steel	1.42
			2202	Waters (incl. Mineral and aerated), with added sugar...(incl. Sv	1.33

Table 7b (Ctd): Intra-EAC Domestic Exports of the major twenty products, 2014 (US\$, million)

Partner State	Country of Destination	Hs Level	Description of Goods	2014		
Uganda	Tanzania	2 digits				
		72	Iron and steel	12.48		
		44	Wood and articles of wood; wood charcoal	9.18		
		27	Mineral fuels, oils & product of their distillation; etc	4.98		
		24	Tobacco and manufactured tobacco substitutes	3.43		
		30	Pharmaceutical products	3.06		
		22	Beverages, spirits and vinegar	2.49		
		33	Essential oils & resinoids; perf, cosmetic/toilet prep	1.52		
		34	Soap, organic surface-active agents, washing prep, etc	1.44		
		15	Animal/veg fats & oils & their cleavage products; etc	0.71		
		73	Articles of iron or steel	0.66		
		48	Paper & paperboard; art of paper pulp, paper/paperboard	0.64		
		04	Dairy prod; birds' eggs; natural honey; edible prod nes	0.61		
		85	Electrical mchy equip parts thereof; sound recorder etc	0.32		
		39	Plastics and articles thereof	0.29		
		12	Oil seed, oleagi fruits; miscell grain, seed, fruit etc	0.23		
		84	Nuclear reactors, boilers, mchy & mech appliance; parts	0.15		
		10	Cereals	0.06		
		23	Residues & waste from the food indust; prepr ani fodder	0.05		
		28	Inorgn chem; compds of prec met, radioact elements etc	0.05		
		90	Optical, photo, cine, meas, checking, precision, etc	0.04		
				4 digits		
				7210	Rolled iron or non-alloy steel, >=600mm wide, clad, plated or	12.13
				4403	Wood in the rough or roughly squared	9.11
				2716	Electrical energy	4.91
				2401	Unmanufactured tobacco; tobacco refuse	3.28
				3004	Medicaments of mixed or unmixed products, for retail sale	2.85
				2201	Waters, (incl. Mineral waters and aerated waters); ice and sno	2.22
				3304	Beauty, make-up, skin-care (incl. Suntan), manicure... Prepara	1.52
				3401	Soap; organic surface-active products in bars, etc; paper with s	1.37
				4821	Paper or paperboard labels of all kinds, whether or not printe	0.59
				0402	Milk and cream, concentrated or sweetened	0.40
				7317	Nails, tacks, drawing pins, corrugated nails... Of iron or steel	0.39
				3917	Tubes, pipes and hoses, and fittings therefor, of plastics	0.26
				1511	Palm oil and its fractions	0.26
				7208	Hot-rolled iron or non-alloy steel, >=600mm wide	0.25
				2202	Waters (incl. Mineral and aerated), with added sugar...(incl. Sv	0.25
				8504	Electrical transformers, static converters and inductors	0.23
				1516	Animal or vegetable fats and oils and fractions, hydrogenated	0.22
				1211	Plants and parts of plants, of a kind used in perfumery, pharm	0.22
				3003	Medicaments with >=2 constituents mixed together, not for re	0.21
				0401	Milk and cream, not concentrated or sweetened	0.19

Table 7b (Ctd): Intra-EAC Domestic Exports of the major twenty products, 2014 (US\$, million)

Partner State	Country of Destination	Hs Level	Description of Goods	2014		
Kenya	Uganda	2 digits				
		25	Salt; sulphur; earths and stone; plastering materi	86.57		
		72	Iron and steel.	51.03		
		39	Plastics and articles thereof.	49.73		
		22	Beverages, spirits and vinegar.	33.47		
		27	Mineral fuels, mineral oils and products of their	22.36		
		34	Soap, organic surface-active agents, washing prepa	21.41		
		30	Pharmaceutical products.	19.68		
		17	Sugars and sugar confectionery.	18.26		
		48	Paper and paperboard; articles of paper pulp, of p	17.90		
		87	Vehicles other than railway or tramway rolling-sto	17.24		
		15	Animal or vegetable fats and oils and their cleava	15.21		
		73	Articles of iron or steel.	12.93		
		21	Miscellaneous edible preparations.	11.83		
		28	Inorganic chemicals; organic or inorganic compound	11.80		
		85	Electrical machinery and equipment and parts there	10.67		
		64	Footwear, gaiters and the like; parts of such arti	10.42		
		76	Aluminium and articles thereof.	9.33		
		84	Nuclear reactors, boilers, machinery and mechanica	8.34		
		24	Tobacco and manufactured tobacco substitutes.	8.11		
		83	Miscellaneous articles of base metal.	7.38		
				4 digits		
				2523	Portland cement, aluminous cement, persulphate cem	49.99
				7210	Rolled iron or non-alloy steel, >=600mm wide, clad	33.17
				2501	Salt/pure sodium chloride whether or not cont ant-	28.83
				3923	Articles for conveyance or packing of goods, of pl	23.34
				2710	Petroleum oils and oils obtained from bituminous m	19.36
				1704	Sugar confectionery (incl. White chocolate), not c	17.84
				3004	Medicaments of mixed or unmixed products, for reta	15.91
				2203	Beer made from malt	14.68
				7209	Cold-rolled iron or non-alloy steel, >=600mm wide	13.39
				3402	Non-soap surface-active agents; washing preparatio	12.10
				2207	Ethyl alcohol, undenatured of >=80% alcohol, denat	9.65
				8716	Trailers and semi-trailers; other vehicles, not ma	8.47
				1517	Margarine; edible preparations of animal or vegeta	8.27
				2402	Cigars, cigarillos, cigarettes, etc, of tobacco or	8.11
				4819	Cartons, boxes, etc; box files, etc, of paper, pap	7.64
				8309	Stoppers, caps and lids, capsules for bottles... O	6.98
				6402	Other footwear with outer soles and uppers of rubb	6.72
				7010	Carboys, bottles, flasks... Ampoules, etc; stopper	6.58
				3924	Tableware, kitchenware... And toilet articles, of	6.21
				3401	Soap; organic surface-active products in bars, etc	6.19

Table 7b (Ctd): Intra-EAC Domestic Exports of the major twenty products, 2014 (US\$, million)

Partner State	Country of Destination	Hs Level	Description of Goods	2014		
Kenya	Tanzania	2 digits				
		15	Animal or vegetable fats and oils and their cleava	31.14		
		25	Salt; sulphur; earths and stone; plastering materi	30.12		
		34	Soap, organic surface-active agents, washing prepa	29.29		
		30	Pharmaceutical products.	24.90		
		39	Plastics and articles thereof.	24.35		
		17	Sugars and sugar confectionery.	23.04		
		76	Aluminium and articles thereof.	22.53		
		85	Electrical machinery and equipment and parts there	17.66		
		72	Iron and steel.	16.75		
		87	Vehicles other than railway or tramway rolling-sto	12.64		
		73	Articles of iron or steel.	10.71		
		48	Paper and paperboard; articles of paper pulp, of p	10.09		
		28	Inorganic chemicals; organic or inorganic compound	9.79		
		64	Footwear, gaiters and the like; parts of such arti	8.96		
		49	Printed books, newspapers, pictures and other prod	8.85		
		83	Miscellaneous articles of base metal.	8.83		
		84	Nuclear reactors, boilers, machinery and mechanica	7.73		
		04	Dairy produce; birds' eggs; natural honey; edible	6.80		
		94	Furniture; bedding, mattresses, mattress supports,	6.48		
		63	Other made up textile articles; sets; worn clothin	6.41		
				4 digits		
				3004	Medicaments of mixed or unmixed products, for reta	24.20
				1704	Sugar confectionery (incl. White chocolate), not c	22.55
				2523	Portland cement, aluminous cement, persulphate cem	21.62
				3401	Soap; organic surface-active products in bars, etc	18.51
				7615	Table, kitchen, household and sanitary articles...	18.48
				3923	Articles for conveyance or packing of goods, of pl	18.09
				1511	Palm oil and its fractions wheather or not refined	15.59
				8507	Electric accumulators (incl. Separators therefor)	13.56
				7210	Rolled iron or non-alloy steel, >=600mm wide, clad	13.29
				1516	Animal or vegetable fats and oils and fractions, h	8.61
				3402	Non-soap surface-active agents; washing preparatio	8.45
				2501	Salt/pure sodium chloride whether or not cont ant-	8.26
				8716	Trailers and semi-trailers; other vehicles, not ma	8.16
				8309	Stoppers, caps and lids, capsules for bottles... O	7.65
				1517	Margarine; edible preparations of animal or vegeta	6.10
				6402	Other footwear with outer soles and uppers of rubb	5.88
				4819	Cartons, boxes, etc; box files, etc, of paper, pap	5.31
				0401	Milk and cream, not concentrated or sweetened	5.07
				2836	Carbonates; peroxocarbonates; commercial ammonium	4.72
				4911	Other printed matter, including printed pictures a	4.49

Table 7b (Ctd): Intra-EAC Domestic Exports of the major twenty products, 2014 (US\$, million)

Partner State	Country of Destination	Hs Level	Description of Goods	2014		
Kenya	Rwanda	2 digits				
		72	Iron and steel.	14.00		
		39	Plastics and articles thereof.	11.53		
		85	Electrical machinery and equipment and parts there	8.10		
		15	Animal or vegetable fats and oils and their cleava	7.29		
		30	Pharmaceutical products.	6.98		
		48	Paper and paperboard; articles of paper pulp, of p	6.92		
		64	Footwear, gaiters and the like; parts of such arti	6.74		
		25	Salt; sulphur; earths and stone; plastering materi	6.12		
		76	Aluminium and articles thereof.	5.47		
		17	Sugars and sugar confectionery.	4.60		
		24	Tobacco and manufactured tobacco substitutes.	4.25		
		22	Beverages, spirits and vinegar.	3.75		
		32	Tanning or dyeing extracts; tannins and their deri	3.49		
		73	Articles of iron or steel.	3.10		
		10	Cereals.	3.09		
		34	Soap, organic surface-active agents, washing prepa	2.99		
		49	Printed books, newspapers, pictures and other prod	2.81		
		84	Nuclear reactors, boilers, machinery and mechanica	2.21		
		27	Mineral fuels, mineral oils and products of their	2.12		
		67	Prepared feathers and down and articles made of fe	1.61		
				4 digits		
				7210	Rolled iron or non-alloy steel, >=600mm wide, clad	9.00
				3004	Medicaments of mixed or unmixed products, for reta	6.08
				6402	Other footwear with outer soles and uppers of rubb	4.49
				1704	Sugar confectionery (incl. White chocolate), not c	4.32
				1511	Palm oil and its fractions wheather or not refined	4.32
				4819	Cartons, boxes, etc; box files, etc, of paper, pap	4.31
				2402	Cigars, cigarillos, cigarettes, etc, of tobacco or	4.25
				2501	Salt/pure sodium chloride whether or not cont ant-	3.96
				3923	Articles for conveyance or packing of goods, of pl	3.80
				8528	Television receivers (incl. Video monitors and vid	3.16
				3924	Tableware, kitchenware... And toilet articles, of	2.76
				1005	Maize(corn)	2.54
				7615	Table, kitchen, household and sanitary articles...	2.30
				7605	Aluminium wire	2.09
				8544	Insulated wire, cable, etc; optical fibre cables	2.03
				4901	Printed books, brochures, leaflets and similar pri	2.02
				7214	Iron/steel bars and rods, forged, etc (incl. Twist	1.83
				2710	Petroleum oils and oils obtained from bituminous m	1.81
				3209	Paints and varnishes, in an aqueous medium	1.73
				6401	Waterproof footwear...	1.71

Table 7b (Ctd): Intra-EAC Domestic Exports of the major twenty products, 2014 (US\$, million)

Partner State	Country of Destination	Hs Level	Description of Goods	2014		
Kenya	Burundi	2 digits				
		39	Plastics and articles thereof.	12.11		
		73	Articles of iron or steel.	9.58		
		72	Iron and steel.	7.74		
		31	Fertilisers.	6.30		
		17	Sugars and sugar confectionery.	3.68		
		34	Soap, organic surface-active agents, washing prepa	2.73		
		32	Tanning or dyeing extracts; tannins and their deri	2.65		
		30	Pharmaceutical products.	2.37		
		27	Mineral fuels, mineral oils and products of their	2.28		
		48	Paper and paperboard; articles of paper pulp, of p	2.23		
		64	Footwear, gaiters and the like; parts of such arti	1.75		
		85	Electrical machinery and equipment and parts there	1.74		
		49	Printed books, newspapers, pictures and other prod	1.36		
		94	Furniture; bedding, mattresses, mattress supports,	1.24		
		33	Essential oils and resinoids; perfumery, cosmetic	1.15		
		76	Aluminium and articles thereof.	1.12		
		96	Miscellaneous manufactured articles.	1.11		
		40	Rubber and articles thereof.	0.89		
		28	Inorganic chemicals; organic or inorganic compound	0.79		
		15	Animal or vegetable fats and oils and their cleava	0.65		
				4 digits		
				3923	Articles for conveyance or packing of goods, of pl	9.13
				3105	Mineral or chemical fertilizers, nes; other fertil	6.04
				7306	Other tubes, pipes and hollow profiles of iron or	5.31
				7210	Rolled iron or non-alloy steel, >=600mm wide, clad	4.99
				1704	Sugar confectionery (incl. White chocolate), not c	3.62
				7308	Iron/steel structures and parts thereof; plates, r	3.57
				3402	Non-soap surface-active agents; washing preparatio	2.19
				3209	Paints and varnishes, in an aqueous medium	1.87
				2710	Petroleum oils and oils obtained from bituminous m	1.84
				4820	Registers, account books, etc; albums for samples,	1.84
				3004	Medicaments of mixed or unmixed products, for reta	1.71
				6402	Other footwear with outer soles and uppers of rubb	1.63
				7208	Hot-rolled iron or non-alloy steel, >=600mm wide	1.26
				9403	Other furniture and parts thereof	1.21
				4901	Printed books, brochures, leaflets and similar pri	1.19
				9608	Ball-point, felt tipped...pens and pencils and art	1.10
				8544	Insulated wire, cable, etc; optical fibre cables	0.86
				3917	Tubes, pipes and hoses, and fittings therefor, of	0.83
				8507	Electric accumulators (incl. Separators therefor)	0.78
				7216	Angles, shapes and sections of iron or non-alloy s	0.74

Table 7b (Ctd): Intra-EAC Domestic Exports of the major twenty products, 2014 (US\$, million)

Partner State	Country of Destination	Hs Level	Description of Goods	2014		
Rwanda	Kenya	2 digits				
		09	Coffee, tea, mate and spices	52.66		
		26	Ores, slag and ash	2.71		
		41	Raw hides and skins (other than furskins) and leather	1.93		
		23	Residues and waste from the food industries;prepared animal	0.77		
		84	Nuclear reactors, boilers, machineryand mechanical appliance	0.19		
		85	Electrical machinery and equipment and parts thereof;sound r	0.17		
		48	Paper and paperboard; articles of paper pulp,of paper or of pa	0.17		
		63	Other made up textile articles; sets;worn clothing and worn te	0.16		
		62	Articles of apparel and clothing accessories, not knittedor croc	0.14		
		20	Preparations of vegetables, fruit, nuts or other parts of plants	0.07		
		71	Natural or cultured pearls, precious or semi-precious stones,p	0.06		
		43	Furskins and artificial fur; manufactures thereof	0.06		
		61	Articles of apparel and clothing accessories,knitted or crochet	0.05		
		72	Iron and steel	0.05		
		25	Salt; sulphur; earths and stone;plastering materials, lime and c	0.04		
		88	Aircraft, spacecraft, and parts thereof	0.03		
		27	Mineral fuels, mineral oils and products of their distillation;bi	0.03		
		96	Miscellaneous manufactured articles	0.02		
		11	Products of the milling industry; malt; starches;inulin; wheat g	0.02		
		42	Articles of leather; saddlery and harness;travel goods, handba	0.01		
				4 digits		
				0902	Tea, whether or not flavoured.	46.66
				0901	Coffee, whether or not roasted or decaffeinated; coffee husks	6.00
				2615	Niobium, tantalum, vanadium or zirconium ores and concentra	2.71
				4103	Other raw hides and skins (fresh, or salted, dried, limed, pickl	0.88
				2302	Bran, sharps and other residues, whether or not in the form of	0.77
				4101	Raw hides and skins of bovine (including buffalo) or equine an	0.67
				4102	Raw skins of sheep or lambs (fresh, or salted, dried, limed, pic	0.38
				4819	Cartons, boxes, cases, bags and other packing containers, of pa	0.17
				8430	Other moving, grading, levelling, scraping, excavating, tampin	0.12
				8517	Electrical apparatus for line telephony or line telegraphy, inclu	0.09
				6309	Worn clothing and other worn articles.	0.08
				2008	Fruit, nuts and other edible parts of plants, otherwise prepare	0.07
				6310	Used or new rags, scrap twine, cordage, rope and cables and w	0.07
				4303	Articles of apparel, clothing accessories and other articles of f	0.06
				6205	Men's or boys' shirts.	0.05
				6204	Women's or girls' suits, ensembles, jackets, blazers, dresses, s	0.05
				7218	Stainless steel in ingots or other primary forms; semi-finished	0.05
				8523	Prepared unrecorded media for sound recording or similar rec	0.04
				7116	Articles of natural or cultured pearls, precious or semi-preciou	0.03
				8803	Parts of goods of heading 88.01 or 88.02.	0.03

Table 7b (Ctd): Intra-EAC Domestic Exports of the major twenty products, 2014 (US\$, million)

Partner State	Country of Destination	Hs Level	Description of Goods	2014		
Rwanda	Tanzania	2 digits				
		26	Ores, slag and ash	121.23		
		09	Coffee, tea, mate and spices	10.47		
		85	Electrical machinery and equipment and parts thereof;sound r	3.41		
		23	Residues and waste from the food industries;prepared animal	1.18		
		74	Copper and articles thereof	0.77		
		44	Wood and articles of wood; wood charcoal	0.62		
		24	Tobacco and manufactured tobacco substitutes	0.51		
		72	Iron and steel	0.44		
		78	Lead and articles thereof	0.41		
		41	Raw hides and skins (other than furskins) and leather	0.39		
		84	Nuclear reactors, boilers, machineryand mechanical appliance	0.31		
		63	Other made up textile articles; sets;worn clothing and worn te	0.17		
		11	Products of the milling industry; malt; starches;inulin; wheat g	0.15		
		96	Miscellaneous manufactured articles	0.08		
		18	Cocoa and cocoa preparations	0.06		
		29	Organic chemicals	0.05		
		69	Ceramic products	0.03		
		30	Pharmaceutical products	0.03		
		07	Edible vegetables and certain roots and tubers	0.03		
		39	Plastics and articles thereof	0.02		
				4 digits		
				2615	Niobium, tantalum, vanadium or zirconium ores and concentra	56.79
				2609	Tin ores and concentrates.	48.30
				2611	Tungsten ores and concentrates.	16.13
				0901	Coffee, whether or not roasted or decaffeinated; coffee husks	10.47
				8517	Electrical apparatus for line telephony or line telegraphy, inclu	3.34
				2302	Bran, sharps and other residues, whether or not in the form of	1.18
				7405	Master alloys of copper.	0.51
				2401	Unmanufactured tobacco; tobacco refuse.	0.51
				4409	Wood (including strips and friezes for parquet flooring, not as	0.45
				7801	Unwrought lead.	0.41
				4101	Raw hides and skins of bovine (including buffalo) or equine ar	0.37
				7206	Iron and non-alloy steel in ingots or other primary forms (excl	0.36
				7404	Copper waste and scrap.	0.26
				8472	Other office machines (for example, hectograph or stencil dup	0.20
				4403	Wood in the rough, whether or not stripped of bark or sapwood	0.18
				6305	Sacks and bags, of a kind used for the packing of goods.	0.11
				1103	Cereal groats, meal and pellets.	0.10
				8471	Automatic data processing machines and units thereof; magne	0.09
				9605	Travel sets for personal toilet, sewing or shoe or clothes clean	0.08
				1806	Chocolate and other food preparations containing cocoa.	0.06

Table 7b (Ctd): Intra-EAC Domestic Exports of the major twenty products, 2014 (US\$, million)

Partner State	Country of Destination	Hs Level	Description of Goods	2014		
Rwanda	Uganda	2 digits				
		09	Coffee, tea, mate and spices	25.91		
		41	Raw hides and skins (other than furskins) and leather	8.96		
		26	Ores, slag and ash	6.06		
		07	Edible vegetables and certain roots and tubers	1.31		
		85	Electrical machinery and equipment and parts thereof;sound r	0.86		
		52	Cotton	0.85		
		84	Nuclear reactors, boilers, machineryand mechanical appliance	0.85		
		33	Essential oils and resinoids; perfumery,cosmetic or toilet prep	0.72		
		88	Aircraft, spacecraft, and parts thereof	0.72		
		63	Other made up textile articles; sets;worn clothing and worn te	0.57		
		72	Iron and steel	0.51		
		87	Vehicles other than railway or tramway rolling?stock,and part	0.45		
		81	Other base metals; cermets; articles thereof	0.44		
		11	Products of the milling industry; malt; starches;inulin; wheat g	0.43		
		22	Beverages, spirits and vinegar	0.31		
		23	Residues and waste from the food industries;prepared animal	0.28		
		39	Plastics and articles thereof	0.20		
		73	Articles of iron or steel	0.19		
		69	Ceramic products	0.16		
		04	Dairy produce; birds' eggs; natural honey;edible products of ar	0.13		
				4 digits		
				0901	Coffee, whether or not roasted or decaffeinated; coffee husks	14.87
				0902	Tea, whether or not flavoured.	11.04
				4101	Raw hides and skins of bovine (including buffalo) or equine ar	4.52
				4103	Other raw hides and skins (fresh, or salted, dried, limed, pickl	3.67
				2609	Tin ores and concentrates.	3.29
				2615	Niobium, tantalum, vanadium or zirconium ores and concentra	1.67
				4102	Raw skins of sheep or lambs (fresh, or salted, dried, limed, pic	0.78
				8517	Electrical apparatus for line telephony or line telegraphy, inclu	0.77
				8803	Parts of goods of heading 88.01 or 88.02.	0.72
				5208	Woven fabrics of cotton, containing 85 % or more by weight of	0.62
				2614	Titanium ores and concentrates.	0.61
				0713	Dried leguminous vegetables, shelled, whether or not skinned	0.58
				0712	Dried vegetables, whole, cut, sliced, broken or in powder, but	0.55
				3304	Beauty or make-up preparations and preparations for the care	0.53
				8101	Tungsten (wolfram) and articles thereof, including waste and s	0.44
				6309	Worn clothing and other worn articles.	0.44
				7204	Ferrous waste and scrap; remelting scrap ingots of iron or steel	0.39
				1101	Wheat or meslin flour.	0.39
				2203	Beer made from malt.	0.29
				2302	Bran, sharps and other residues, whether or not in the form of	0.28

Table 7b (Ctd): Intra-EAC Domestic Exports of the major twenty products, 2014 (US\$, million)

Partner State	Country of Destination	Hs Level	Description of Goods	2014		
Rwanda	Burundi	2 digits				
		69	Ceramic products	2.72		
		84	Nuclear reactors, boilers, machinery and mechanical appliances	1.30		
		39	Plastics and articles thereof	1.05		
		25	Salt; sulphur; earths and stone; plastering materials, lime and c	0.95		
		94	Furniture; bedding, mattresses, mattress supports, cushions and	0.95		
		85	Electrical machinery and equipment and parts thereof; sound r	0.89		
		70	Ceramic products	0.61		
		07	Edible vegetables and certain roots and tubers	0.61		
		22	Beverages, spirits and vinegar	0.55		
		21	Miscellaneous edible preparations	0.41		
		72	Iron and steel	0.36		
		33	Essential oils and resinoids; perfumery, cosmetic or toilet prep	0.33		
		27	Mineral fuels, mineral oils and products of their distillation; bi	0.15		
		01	Live animals	0.15		
		20	Preparations of vegetables, fruit, nuts or other parts of plants	0.11		
		04	Dairy produce; birds' eggs; natural honey; edible products of an	0.11		
		10	Cereals	0.10		
		17	Sugars and sugar confectionery	0.07		
		34	Soap, organic surface-active agents, washing preparations, lub	0.07		
		48	Paper and paperboard; articles of paper pulp, of paper or of pa	0.06		
				4 digits		
				6901	Bricks, blocks, tiles and other ceramic goods of siliceous fossil	2.68
				2523	Portland cement, aluminous cement, slag cement, supersulph	0.86
				9404	Mattress supports; articles of bedding and similar furnishing (f	0.85
				8517	Electrical apparatus for line telephony or line telegraphy, inclu	0.73
				8429	Self-propelled bulldozers, angledozers, graders, levellers, scra	0.70
				7010	Carboys, bottles, flasks, jars, pots, phials, ampoules and other	0.61
				3923	Articles for the conveyance or packing of goods, of plastics; sto	0.59
				2203	Beer made from malt.	0.50
				0701	Potatoes, fresh or chilled.	0.38
				2106	Food preparations not elsewhere specified or included.	0.31
				3901	Polymers of ethylene, in primary forms.	0.23
				8479	Machines and mechanical appliances having individual functio	0.21
		0713	Dried leguminous vegetables, shelled, whether or not skinned	0.19		
		7214	Other bars and rods of iron or non-alloy steel, not further wor	0.18		
		3305	Preparations for use on the hair.	0.17		
		3304	Beauty or make-up preparations and preparations for the care	0.15		
		8474	Machinery for sorting, screening, separating, washing, crushin	0.14		
		0102	Live bovine animals.	0.14		
		3926	Other articles of plastics and articles of other materials of hea	0.13		
		2009	Fruit juices (including grape must) and vegetable juices, unfer	0.11		

Table 7b (Ctd): Intra-EAC Domestic Exports of the major twenty products, 2014 (US\$, million)

Partner State	Country of Destination	Hs Level	Description of Goods	2014		
Burundi	Kenya	2 digits				
		HS2	HS2Description	2014		
		09	COFFEE, TEA, MATE AND SPICES	11.942		
		85	Electrical mchy equip parts thereof, sound recorder etc	0.430		
		72	IRON AND STEEL	0.110		
		73	ARTICLES OF IRON AND STEEL	0.062		
		39	PLASTICS AND ARTICLES THEREOF	0.047		
		23	RESIDUES & WASTE FROM THE FOOD INDUST; PREPR ANI FODD	0.042		
		27	MINERAL FUELS, OILS & PRODUCT OF THEIR DISTILLATION; ETC	0.027		
		70	GLASS AND GLASSWARE	0.026		
		87	VEHICLES O/T RAILW/TRANW ROOL-STOCK, PTS & ACCESSORIE	0.024		
		24	TOBACCO AND MANUFACTURED TOBACCO SUBSTITUTES	0.012		
		84	Nuclear reactors, boilers, mchy & mech appliance, parts	0.010		
		44	WOOD AND ARTICLES OF WOOD; WOOD CHARCOAL	0.000		
		49	PRINTED BOOKS, NEWSPAPERS, PICTURES & OTHER PRODUCT E	0.000		
		76	ALUMINIUM AND ARTICLES THEREOF	0.000		
		42	ARTICLES OF LEATHER; SADDLERY/HARNESS; TRAVEL GOODS ET	0.000		
				4 digits		
				0902	Tea, whether or not flavoured.:	11.94
				8519	Turntables (record-decks), record-players, cassette-players an	0.42
				7204	Ferrous waste and scrap; remelting scrap ingots of iron or stee	0.11
				7311	:	0.06
				3917	Tubes, pipes and hoses, and fittings therefor (for example, joi	0.04
				2302	Bran, sharps and other residues, whether or not in the form of	0.04
				2710	Petroleum oils and oils obtained from bituminous minerals, o	0.03
				7001	Cullet and other waste and scrap of glass; glass in the mass.:	0.03
				8704	Motor vehicles for the transport of goods.:	0.02
				2401	Unmanufactured tobacco; tobacco refuse.:	0.01
				8443	Printing machinery used for printing by means of the printing	0.01
				8548	:	0.00
				3915	Waste, parings and scrap, of plastics.:	0.00
				8708	Parts and accessories of the motor vehicles of headings 87.01 t	0.00
				8438	Machinery, not specified or included elsewhere in this Chapte	0.00
				8506	Primary cells and primary batteries.:	0.00
		4409	Wood (including strips and friezes for parquet flooring, not as	0.00		
		4911	Other printed matter, including printed pictures and photogra	0.00		
		7613	:	0.00		
		4202	Trunks, suit-cases, vanity-cases, executive-cases, brief-cases,	0.00		

Table 7b (Ctd): Intra-EAC Domestic Exports of the major twenty products, 2014 (US\$, million)

Partner State	Country of Destination	Hs Level	Description of Goods	2014		
Burundi	Tanzania	2 digits				
		22	BEVERAGES, SPIRITS AND VINEGAR	0.462		
		72	IRON AND STEEL	0.435		
		70	GLASS AND GLASSWARE	0.401		
		24	TOBACCO AND MANUFACTURED TOBACCO SUBSTITUTES	0.316		
		34	SOAP, ORGANIC SURFACE-ACTIVE AGENTS, WASHING PREP, ET	0.281		
		39	PLASTICS AND ARTICLES THEREOF	0.270		
		38	Miscellaneous chemical products	0.180		
		87	VEHICLES O/T RAILW/TRANW ROOL-STOCK, PTS & ACCESSORIE	0.129		
		09	COFFEE, TEA, MATE AND SPICES	0.111		
		08	EDIBLE FRUIT AND NUTS; PEEL OF CITRUS FRUIT OR MELONS	0.062		
		85	Electrical mchy equip parts thereof, sound recorder etc	0.021		
		55	Man-made staple fibres	0.019		
		48	PAPER & PAPERBOARD; ART OF PAPER PULP, PAPER/PAPERBO	0.007		
		84	Nuclear reactors, boilers, mchy & mech appliance, parts	0.006		
		44	WOOD AND ARTICLES OF WOOD; WOOD CHARCOAL	0.005		
		73	ARTICLES OF IRON AND STEEL	0.003		
		63	OTHER MADE UP TEXTILE ARTICLES; SETS; WORN CLOTHING ETC	0.003		
		40	RUBBER AND ARTICLES THEREOF	0.003		
		12	OIL SEED, OLEAGI FRUITS; MISCELL GRAIN, SEED, FRUIT ETC	0.002		
		01	Live animals	0.002		
				4 digits		
				2203	Beer made from malt.:	0.46
				7010	Carboys, bottles, flasks, jars, pots, phials, ampoules and other	0.38
				2402	Cigars, cheroots, cigarillos and cigarettes, of tobacco or of toba	0.32
				3401	Soap; organic surface-active products and preparations for use	0.28
				3923	Articles for the conveyance or packing of goods, of plastics; sto	0.27
		7204	Ferrous waste and scrap; remelting scrap ingots of iron or steel	0.26		
		3824	:	0.18		
		7219	Flat-rolled products of stainless steel, of a width of 600 mm or	0.17		
		8703	Motor cars and other motor vehicles principally designed for t	0.13		
		0902	Tea, whether or not flavoured.:	0.11		
		0804	Dates, figs, pineapples, avocados, guavas, mangoes and mang	0.03		
		0803	Bananas, including plantains, fresh or dried.:	0.03		
		7001	Cullet and other waste and scrap of glass; glass in the mass.:	0.02		
		5502	:	0.02		
		8548	:	0.02		
		4813	Cigarette paper, whether or not cut to size or in the form of bc	0.01		
		0801	Coconuts, Brazil nuts and cashew nuts, fresh or dried, whethe	0.00		
		4413	Densified wood, in blocks, plates, strips or profile shapes.:	0.00		
		7308	Structures (excluding prefabricated buildings of heading 94.06	0.00		
		0901	Coffee, whether or not roasted or decaffeinated; coffee husks	0.00		

Table 7b (Ctd): Intra-EAC Domestic Exports of the major twenty products, 2014 (US\$, million)

Partner State	Country of Destination	Hs Level	Description of Goods	2014		
Burundi	Uganda	2 digits				
		09	COFFEE, TEA, MATE AND SPICES	1.555		
		72	IRON AND STEEL	0.824		
		84	Nuclear reactors, boilers, mchy & mech appliance, parts	0.287		
		81	Other base metals, cermets, articles thereof	0.131		
		39	PLASTICS AND ARTICLES THEREOF	0.054		
		87	VEHICLES O/T RAILW/TRANW ROOL-STOCK, PTS & ACCESSORIE	0.049		
		41	RAW HIDES AND SKINS (OTHER THAN FURSKINS) AND LEATHER	0.025		
		73	ARTICLES OF IRON AND STEEL	0.013		
		34	SOAP, ORGANIC SURFACE-ACTIVE AGENTS, WASHING PREP, ET	0.012		
		33	ESSENTIAL OILS & RESINOIDS; PERF, COSMETIC/TOILET PREP	0.008		
		08	EDIBLE FRUIT AND NUTS; PEEL OF CITRUS FRUIT OR MELONS	0.006		
		63	OTHER MADE UP TEXTILE ARTICLES; SETS; WORN CLOTHING ETC	0.004		
		76	ALUMINIUM AND ARTICLES THEREOF	0.004		
		90	OPTICAL, PHOTO, CINE, MEAS, CHECKING, PRECISION, etc	0.003		
		85	Electrical mchy equip parts thereof, sound recorder etc	0.003		
		96	Miscellaneous manufactured articles	0.002		
		48	PAPER & PAPERBOARD; ART OF PAPER PULP, PAPER/PAPERBO	0.001		
		07	EDIBLE VEGETABLES AND CERTAIN ROOTS AND TUBERS	0.001		
		82	TOOL, IMPLEMENT, CUTLERY, SPOON & FORK, OF BASE MET ETC	0.001		
		49	PRINTED BOOKS, NEWSPAPERS, PICTURES & OTHER PRODUCT	0.000		
				4 digits		
				0901	Coffee, whether or not roasted or decaffeinated; coffee husks	1.56
				7204	Ferrous waste and scrap; remelting scrap ingots of iron or steel	0.82
				8112	Beryllium, chromium, germanium, vanadium, gallium, hafnium	0.13
				8429	Self-propelled bulldozers, angledozers, graders, levellers, scra	0.10
				8462	Machine-tools (including presses) for working metal by forgin	0.08
		8422	Dish washing machines; machinery for cleaning or drying bottl	0.04		
		8704	Motor vehicles for the transport of goods.:	0.04		
		3901	Polymers of ethylene, in primary forms.:	0.03		
		4101	Raw hides and skins of bovine (including buffalo) or equine ar	0.03		
		8438	Machinery, not specified or included elsewhere in this Chapte	0.02		
		8441	Other machinery for making up paper pulp, paper or paperboa	0.02		
		3917	Tubes, pipes and hoses, and fittings therefor (for example, joi	0.02		
		3401	Soap; organic surface-active products and preparations for use	0.01		
		8421	Centrifuges, including centrifugal dryers; filtering or purifying	0.01		
		8703	Motor cars and other motor vehicles principally designed for t	0.01		
		3923	Articles for the conveyance or packing of goods, of plastics; sto	0.01		
		7306	Other tubes, pipes and hollow profiles (for example, open sea	0.01		
		3306	Preparations for oral or dental hygiene, including denture fixa	0.01		
		7216	Angles, shapes and sections of iron or non-alloy steel.:	0.01		
		8443	Printing machinery used for printing by means of the printing	0.01		

Table 7b (Ctd): Intra-EAC Domestic Exports of the major twenty products, 2014 (US\$, million)

Partner State	Country of Destination	Hs Level	Description of Goods	2014		
Burundi	Rwanda	2 digits				
		34	SOAP, ORGANIC SURFACE-ACTIVE AGENTS, WASHING PREP, ET	2.245		
		09	COFFEE, TEA, MATE AND SPICES	0.658		
		87	VEHICLES O/T RAILW/TRANW ROOL-STOCK, PTS & ACCESSORIE	0.431		
		72	IRON AND STEEL	0.299		
		73	ARTICLES OF IRON AND STEEL	0.183		
		10	Cereals	0.178		
		39	PLASTICS AND ARTICLES THEREOF	0.162		
		33	ESSENTIAL OILS & RESINOIDS; PERF, COSMETIC/TOILET PREP	0.129		
		70	GLASS AND GLASSWARE	0.095		
		08	EDIBLE FRUIT AND NUTS; PEEL OF CITRUS FRUIT OR MELONS	0.078		
		41	RAW HIDES AND SKINS (OTHER THAN FURSKINS) AND LEATHER	0.078		
		52	Cotton	0.067		
		84	Nuclear reactors, boilers, mchy & mech appliance, parts	0.065		
		85	Electrical mchy equip parts thereof, sound recorder etc	0.064		
		21	Miscellaneous edible preparations	0.062		
		40	RUBBER AND ARTICLES THEREOF	0.050		
		22	BEVERAGES, SPIRITS AND VINEGAR	0.049		
		17	SUGARS AND SUGAR CONFECTIONERY	0.042		
		28	INORGN CHEM; COMPDS OF PREC MET, RADIOACT ELEMENTS E	0.040		
		81	Other base metals, cermets, articles thereof	0.034		
				4 digits		
				3401	Soap; organic surface-active products and preparations for use	2.24
				0901	Coffee, whether or not roasted or decaffeinated; coffee husks	0.66
				8703	Motor cars and other motor vehicles principally designed for t	0.39
				7311	:	0.18
				1001	Wheat and meslin.:	0.18
				7214	Other bars and rods of iron or non-alloy steel, not further wor	0.18
				3925	Builders' ware of plastics, not elsewhere specified or included	0.15
				7010	Carboys, bottles, flasks, jars, pots, phials, ampoules and other	0.10
				4101	Raw hides and skins of bovine (including buffalo) or equine ar	0.08
				3302	Mixtures of odoriferous substances and mixtures (including al	0.07
				0810	Other fruit, fresh.:	0.07
				5203	Cotton, carded or combed.:	0.07
		7204	Ferrous waste and scrap; remelting scrap ingots of iron or steel	0.07		
		2106	Food preparations not elsewhere specified or included.:	0.06		
		7219	Flat-rolled products of stainless steel, of a width of 600 mm or	0.06		
		3305	Preparations for use on the hair.:	0.05		
		4009	Tubes, pipes and hoses, of vulcanised rubber other than hard	0.05		
		8428	Other lifting, handling, loading or unloading machinery (for ex	0.05		
		2203	Beer made from malt.:	0.04		
		1704	Sugar confectionery (including white chocolate), not containi	0.04		

Table 7b (Ctd): Intra-EAC Domestic Exports of the major twenty products, 2014 (US\$, million)

Partner State	Country of Destination	Hs Level	Description of Goods	2014		
Tanzania	Kenya	2 digits				
		28	Inorgn chem; compds of prec met, radioact elements etc	124.49		
		84	Nuclear reactors, boilers, mchy & mech appliance; parts	51.12		
		34	Soap, organic surface-active agents, washing prep, etc	42.90		
		30	Pharmaceutical products	41.27		
		39	Plastics and articles thereof	32.57		
		88	Aircraft, spacecraft, and parts of	31.93		
		87	Vehicles o/t railw/tranw rool-stock, pts & accessories	30.26		
		15	Animal/veg fats & oil & their cleavage products; etc	28.88		
		25	Salt; sulphur; earth & ston; plastering mat; lime & cem	27.35		
		85	Electrical mchy equip parts thereof; sound recorder etc	20.96		
		73	Articles of iron and steel	14.73		
		76	Aluminium and articles thereof	14.17		
		17	Sugars and sugar confectionery	14.08		
		49	Printed books, newspapers, pictures & other product etc	13.32		
		94	Furniture; bedding, mattress, matt support, cushion etc	12.56		
		27	Mineral fuels, oils & product of their distillation; etc	12.50		
		83	Miscellaneous articles of base metal	11.38		
		02	Meat and edible meat offal	10.40		
		48	Paper & paperboard; art of paper pulp, paper/paperboard	10.10		
		04	Dairy prod; birds' eggs; natural honey; edible prod nes	9.60		
				4 digits		
				2839	Silicates; commercial alkali metal silicates	114.43
				3004	Medicaments of mixed or unmixed products, for retail sale	37.99
				8802	Other aircraft (eg helicopters, aeroplanes); spacecraft, etc	30.48
				3401	Soap; organic surface-active products in bars, etc; paper with s	26.53
				3923	Articles for conveyance or packing of goods, of plastics	22.39
				8431	Parts suitable for use with the machinery of 84.25 to 84.30	20.66
				2523	Portland cement, aluminous cement, persulphate cement, etc	17.04
				3402	Non-soap surface-active agents; washing preparations in pow	14.5
				1517	Margarine; edible preparations of animal or vegetable fats or	13.83
				1704	Sugar confectionery (incl. White chocolate), not containing co	13.81
				8716	Trailers and semi-trailers; other vehicles, not machanicall	12.39
				8507	Electric accumulators (incl. Separators therefor)	11.56
		2710	Petroleum oils and oils obtained from bituminous minerals,ot	11.01		
		8309	Stoppers, caps and lids, capsules for bottles... Of base metal	9.9		
		2501	Salt/pure sodium chloride whether or not cont ant-caking age	9.75		
		0401	Milk and cream, not concentrated or sweetened	9.11		
		8479	Machines and mechanical appliances, having individual functi	8.76		
		7615	Table, kitchen, household and sanitary articles... Of alumin	8.62		
		9406	Prefabricated buildings	8.44		
		1511	Palm oil and its fractions wheather or not refined not chemica	8.11		

Table 7b (Ctd): Intra-EAC Domestic Exports of the major twenty products, 2014 (US\$, million)

Partner State	Country of Destination	Hs Level	Description of Goods	2014		
Tanzania	Uganda	2 digits				
		44	Wood and articles of wood; wood charcoal	13.63		
		84	Nuclear reactors, boilers, mchy & mech appliance; parts	4.21		
		87	Vehicles o/t railw/tranw rool-stock, pts & accessories	3.79		
		30	Pharmaceutical products	3.54		
		15	Animal/veg fats & oil & their cleavage products; etc	2.43		
		85	Electrical mchy equip parts thereof; sound recorder etc	2.4		
		24	Tobacco and manufactured tobacco substitutes	2.38		
		34	Soap, organic surface-active agents, washing prep, etc	1.99		
		90	OPTICAL, PHOTO, CINE, MEAS, CHECKING, PRECISION, etc	1.83		
		72	Iron and steel	1.45		
		22	Beverages, spirits and vinegar	1.35		
		12	Oil seed, oleagi fruits; miscell grain, seed, fruit etc	1.33		
		48	Paper & paperboard; art of paper pulp, paper/paperboard	1.2		
		10	Cereals	1.12		
		04	Dairy prod; birds' eggs; natural honey; edible prod nes	1.07		
		07	Edible vegetables and certain roots and tubers	1.05		
		33	Essential oils & resinoids; perf, cosmetic/toilet prep	0.78		
		39	Plastics and articles thereof	0.57		
		27	Mineral fuels, oils & product of their distillation; etc	0.49		
		73	Articles of iron and steel	0.24		
				4 digits		
				4404	Hoopwood; split poles; piles, etc; wooden sticks, etc; chipwood	8.72
				4403	Wood in the rough or roughly squared	4.91
				3004	Medicaments of mixed or unmixed products, for retail sale	3.48
				2401	Unmanufactured tobacco; tobacco refuse	2.38
				8704	Motor vehicles for the transport of goods	2.22
				3401	Soap; organic surface-active products in bars, etc; paper with s	1.85
				8429	Self-propelled bulldozers, angledozers, graders, levellers, etc	1.35
				8703	Motor cars and other motor vehicles for the transport of perso	1.33
				7210	Rolled iron or non-alloy steel, >=600mm wide, clad, plated or	1.32
				8459	Machine-tools for drilling, boring, milling... By removing meta	1.26
				2201	Waters, (incl. Mineral waters and aerated waters); ice and sno	1.18
				9015	Surveying, hydrographic, oceanographic... Instruments/applia	1.15
				1511	Palm oil and its fractions wheather or not refined not chemica	1.02
				8517	Electrical apparatus for line telephony or line telegraphy	0.92
				4821	Paper or paperboard labels of all kinds, whether or not printe	0.92
				1515	Other fixed vegetable fats and oils (incl. Jojoba oil) and fractio	0.83
				0713	Dried leguminous vegetables, shelled	0.79
				1008	Buckwheat, millet and canary seed and other cereals, nes	0.73
				1201	Soya beans	0.67
				0402	Milk and cream, concentrated or sweetened	0.62

Table 7b (Ctd): Intra-EAC Domestic Exports of the major twenty products, 2014 (US\$, million)

Partner State	Country of Destination	Hs Level	Description of Goods	2014		
Tanzania	Burundi	2 digits				
		38	Miscellaneous chemical products	0.28		
		22	Beverages, spirits and vinegar	0.17		
		87	Vehicles o/t railw/tranw rool-stock, pts & accessories	0.07		
		39	Plastics and articles thereof	0.03		
		72	Iron and steel	0.02		
		09	Coffee, tea, mate and spices	0.00		
		10	Cereals	0.00		
		25	Salt; sulphur; earth & ston; plastering mat; lime & cem	0.00		
		30	Pharmaceutical products	0.00		
		49	Printed books, newspapers, pictures & other product etc	0.00		
		62	Art of apparel & clothing access, not knitted/crocheted	0.00		
		83	Miscellaneous articles of basee metal	0.00		
		85	Electrical mchy equip parts thereof; sound recorder etc	0.00		
		94	Furniture; bedding, mattress, matt support, cushion etc	0.00		
				4 digits		
				3824	Prepared binders for foundry mould or cores	0.28
				2203	Beer made from malt	0.17
				8703	Motor cars and other motor vehicles for the transport of perso	0.03
				3915	Waste, parings and scrap, of plastics	0.03
				8704	Motor vehicles for the transport of goods	0.02
				7224	Other alloy steel in primary forms; semi-products thereof	0.02
				8711	Motocycles (incl. Mopeds) and cycles fitted with an auxiliary m	0.01
				8707	Bodies (incl. Cabs) for the motorvehicles of 87.01 to 87.05	0.01
				8708	Parts and accessories of the motor vehicles of 87.01 to 87.05	0.00
				8305	Fittings for loose-leaf binders or files, letter clips... Of base m	0.00
				8517	Electrical apparatus for line telephony or line telegraphy	0.00
				0901	Coffee; coffee husks and skins; coffee substitutes containing c	0.00
				9403	Other furniture and parts thereof	0.00
				6203	Men's or boys' suits, ensembles, jackets, blazers, trousers, etc	0.00

Table 7b (Ctd): Intra-EAC Domestic Exports of the major twenty products, 2014 (US\$, million)

Partner State	Country of Destination	Hs Level	Description of Goods	2014		
Tanzania	Rwanda	2 digits				
		44	Wood and articles of wood; wood charcoal	2.57		
		85	Electrical mchy equip parts thereof; sound recorder etc	0.32		
		87	Vehicles o/t railw/tranw rool-stock, pts & accessories	0.16		
		84	Nuclear reactors, boilers, mchy & mech appliance; parts	0.07		
		90	OPTICAL, PHOTO, CINE, MEAS, CHECKING, PRECISION, etc	0.03		
		70	Glass and glassware	0.01		
		82	Tool, implement, cutlery, spoon & fork, of base met etc	0.01		
		22	Beverages, spirits and vinegar	0.01		
		28	Inorgn chem; compds of prec met, radioact elements etc	0.01		
		25	Salt; sulphur; earth & ston; plastering mat; lime & cem	0.00		
		96	Miscellaneous manufactured articles	0.00		
		71	Natural/cultured pearls, prec stones & metals, coin etc	0.00		
		40	Rubber and articles thereof	0.00		
		72	Iron and steel	0.00		
		42	Articles of leather; saddlery/harness; travel goods etc	0.00		
		73	Articles of iron and steel	0.00		
		68	Art of stone, plaster, cement, asbestos, mica/sim mat	0.00		
		39	Plastics and articles thereof	0.00		
		62	Art of apparel & clothing access, not knitted/crocheted	0.00		
		61	Art of apparel & clothing access, knitted or crocheted	0.00		
				4 digits		
				4404	Hoopwood; split poles; piles, etc; wooden sticks, etc; chipwood	2.03
				4403	Wood in the rough or roughly squared	0.54
				8517	Electrical apparatus for line telephony or line telegraphy	0.16
				8704	Motor vehicles for the transport of goods	0.09
				8521	Video recording or reproducing apparatus	0.04
				8703	Motor cars and other motor vehicles for the transport of persons	0.03
				9022	Apparatus based on x-rays or on alpha, beta or gamma radiations	0.03
				8430	Earth moving... Machinery, nes; pile-drivers/extractors; snow-melting machines	0.02
				8716	Trailers and semi-trailers; other vehicles, not mechanically propelled	0.02
				8542	Electronic integrated circuits and microassemblies	0.02
				8528	Television receivers (incl. Video monitors and video projectors)	0.02
				8518	Microphones; loudspeakers; headphones...; electric amplifiers	0.02
				8538	Parts suitable for use with the apparatus of 85.35, 85.36 or 85.37	0.02
				8435	Presses, crushers, etc, for making wine, cider, fruit juices, etc	0.01
				7001	Cullet and other waste of glass	0.01
				8205	Hand tools, nes; blow lamps; vices, clamps, etc; anvils, etc	0.01
				8536	Electrical apparatus for switching... Electrical circuits, =<1000v	0.01
				2203	Beer made from malt	0.01
				8507	Electric accumulators (incl. Separators therefor)	0.01
				8701	Tractors (excl. Tractors of 87.09)	0.01

Table 7c: Intra-EAC Domestic Exports of the major twenty products, 2014 compared to 2013 (US\$, million)

Partner State	Country of Destination	Hs Level	Description of Goods	2013	2014	2013/14 % change		
Uganda	Burundi	2 digits						
		72	Iron and steel	8.16	9.13	11.94		
		48	Paper & paperboard; art of paper pulp, paper/paperboard	3.58	4.05	13.14		
		39	Plastics and articles thereof	2.27	3.26	43.46		
		73	Articles of iron or steel	1.68	2.69	59.56		
		15	Animal/veg fats & oils & their cleavage products; etc	4.37	2.66	-39.19		
		24	Tobacco and manufactured tobacco substitutes	3.07	2.20	-28.33		
		25	Salt; sulphur; earth & ston; plastering mat; lime & cem	6.66	1.37	-79.42		
		01	Live animals	2.29	1.37	-40.17		
		30	Pharmaceutical products	1.57	1.13	-27.67		
		33	Essential oils & resinoids; perf, cosmetic/toilet prep	1.18	1.10	-6.42		
		32	Tanning/dyeing extract; tannins & derivs; pigm etc	0.62	0.78	25.49		
		11	Prod mill indust; malt; starches; inulin; wheat gluten	0.55	0.69	23.57		
		63	Other made up textile articles; sets; worn clothing etc	0.56	0.68	22.06		
		94	Furniture; bedding, mattress, matt support, cushion etc	0.02	0.41	2070.37		
		20	Prep of vegetable, fruit, nuts or other parts of plants	0.47	0.40	-13.64		
		44	Wood and articles of wood; wood charcoal	0.44	0.35	-21.68		
		64	Footwear, gaiters and the like; parts of such articles	0.49	0.34	-30.56		
		04	Dairy prod; birds' eggs; natural honey; edible prod nes	0.12	0.28	133.14		
		10	Cereals	1.22	0.28	-77.41		
		22	Beverages, spirits and vinegar	0.33	0.25	-23.20		
				4 digits				
				7210	Rolled iron or non-alloy steel, >=600mm wide, clad, plated or coated	4.57	5.50	20.43
				4820	Registers, account books, etc; albums for samples, of paper, paperboard	3.11	3.62	16.58
				3923	Articles for the of goods, of plastics; stopers, etc, of plastics	1.79	2.74	52.71
				7214	Iron/steel bars and rods, forged, etc (incl. Twisted), uncoiled	2.00	2.55	27.58
				1516	Animal or vegetable fats and oils and fractions, hydrogenated, etc	3.07	2.40	-21.98
				7306	Other tubes, pipes and hollow profiles of iron or steel, welded, nes	1.14	2.13	87.30
				2403	Other manufactured tobacco and substitutes; homogenized tobacco, etc	-	1.78	#DIV/0!
				2523	Portland cement, aluminous cement, persulphate cement, etc	6.63	1.31	-80.29
				0102	Live bovine animals	1.43	1.16	-18.53
				3004	Medicaments of mixed or unmixed products, for retail sale	0.86	0.90	4.59
				3304	Beauty, make-up, skin-care (incl. Suntan), manicure... Preparations	1.18	0.83	-29.58
				3208	Paints and varnishes based on polymers in a non-aqueous medium	0.62	0.66	6.95
				7208	Hot-rolled iron or non-alloy steel, >=600mm wide	0.71	0.61	-13.92
				6305	Sacks and bags, used for packing goods	0.49	0.57	15.27
				1102	Cereal flours, (excl. Wheat or meslin)	0.41	0.52	26.17
				2401	Unmanufactured tobacco; tobacco refuse	3.04	0.41	-86.35
				2009	Fruit juices (incl. Grape must) and vegetable juices, unfermented	0.47	0.40	-13.80
				4819	Cartons, boxes, etc; box files, etc, of paper, paperboard, etc	0.43	0.37	-15.31
				3917	Tubes, pipes and hoses, and fittings therefor, of plastics	0.32	0.35	9.52
				0401	Milk and cream, not concentrated or sweetened	0.10	0.28	174.35

Table 7c (Ctd): Intra-EAC Domestic Exports of the major twenty products, 2014 compared to 2013 (US\$, million)

Partner State	Country of Destination	Hs Level	Description of Goods	2013	2014	2013/14 % change	
Uganda	Kenya	2 digits					
		09	Coffee, tea, mate and spices	85.39	84.74	-0.76	
		24	Tobacco and manufactured tobacco substitutes	63.21	47.41	-24.99	
		27	Mineral fuels, oils & product of their distillation; etc	11.99	28.82	140.38	
		10	Cereals	11.79	18.64	58.13	
		04	Dairy prod; birds' eggs; natural honey; edible prod nes	19.67	13.57	-31.00	
		23	Residues & waste from the food indust; prepr ani fodder	17.78	6.28	-64.70	
		72	Iron and steel	7.73	5.93	-23.27	
		48	Paper & paperboard; art of paper pulp, paper/paperboard	2.76	5.42	96.22	
		07	Edible vegetables and certain roots and tubers	10.02	4.35	-56.60	
		33	Essential oils & resinoids; perf, cosmetic/toilet prep	1.40	2.82	101.38	
		12	Oil seed, oleagi fruits; miscell grain, seed, fruit etc	4.89	2.70	-44.83	
		52	Cotton	1.56	2.49	59.43	
		44	Wood and articles of wood; wood charcoal	6.42	2.01	-68.68	
		41	Raw hides and skins (other than furskins) and leather	3.45	1.36	-60.47	
		15	Animal/veg fats & oils & their cleavage products; etc	4.49	1.28	-71.36	
		84	Nuclear reactors, boilers, mchy & mech appliance; parts	0.30	1.21	310.61	
		22	Beverages, spirits and vinegar	1.56	1.14	-26.88	
		87	Vehicles o/t railw/tramw roll-stock, pts & accessories	0.10	1.01	897.66	
		39	Plastics and articles thereof	1.35	0.94	-29.92	
	11	Prod mill indust; malt; starches; inulin; wheat gluten	0.49	0.90	85.69		
		4 digits					
		0902	Tea	83.73	82.77	-1.15	
		2401	Unmanufactured tobacco; tobacco refuse	63.18	47.34	-25.07	
		2716	Electrical energy	11.92	28.81	141.78	
		1005	Maize(corn)	10.68	15.33	43.58	
		0402	Milk and cream, concentrated or sweetened	10.52	10.05	-4.43	
		0713	Dried leguminous vegetables, shelled	8.75	4.27	-51.20	
		4819	Cartons, boxes, etc; box files, etc, of paper, paperboard, etc	1.33	4.01	201.44	
		2302	Brans, sharps and other residues, derived from working of ceareals, etc	8.88	3.83	-56.89	
		7214	Iron/steel bars and rods, forged, etc (incl. Twisted), uncoiled	5.25	3.65	-30.39	
		0401	Milk and cream, not concentrated or sweetened	8.91	3.40	-61.88	
		1008	Buckwheat, millet and canary seed and other cereals, nes	0.38	3.21	753.69	
		3304	Beauty, make-up, skin-care (incl. Suntan), manicure... Preparations	1.33	2.77	108.04	
		1207	Other oil seeds and oleaginous fruits	3.86	2.27	-41.15	
		2306	Oil-cake and other solid residues, of vegetable fats	1.41	2.01	42.52	
		0901	Coffee; coffee husks and skins; coffee substitutes containing coffee	1.61	1.97	22.60	
		7215	Other bars and rods of iron or non-alloy steel	0.31	1.62	429.89	
		4410	Particle board and similar board of wood or other ligneous materials	2.45	1.62	-33.92	
		5203	Cotton, carded or combed	1.48	1.37	-7.42	
		4104	Leather of bovine or equine animals, without hair on	2.96	1.20	-59.41	
		5201	Cotton, not carded or combed	0.07	1.09	1398.51	

Table 7c (Ctd): Intra-EAC Domestic Exports of the major twenty products, 2014 compared to 2013 (US\$, million)

Partner State	Country of Destination	Hs Level	Description of Goods	2013	2014	2013/14 % change
Uganda	Rwanda	25	Salt; sulphur; earth & ston; plastering mat; lime & cem	58.27	59.70	2.47
		15	Animal/veg fats & oils & their cleavage products; etc	52.39	56.58	8.00
		34	Soap, organic surface-active agents, washing prep, etc	14.50	16.16	11.43
		72	Iron and steel	9.58	12.70	32.60
		17	Sugars and sugar confectionery	0.67	10.00	1390.29
		22	Beverages, spirits and vinegar	5.36	5.97	11.42
		10	Cereals	3.13	5.89	88.46
		73	Articles of iron or steel	4.15	5.87	41.44
		48	Paper & paperboard; art of paper pulp, paper/paperboard	5.29	5.18	-2.16
		39	Plastics and articles thereof	4.58	4.76	0.00
		44	Wood and articles of wood; wood charcoal	2.70	4.22	56.01
		32	Tanning/dyeing extract; tannins & derivs; pigm etc	3.21	3.34	3.81
		33	Essential oils & resinoids; perf, cosmetic/toilet prep	3.07	3.17	3.29
		30	Pharmaceutical products	1.39	1.96	41.37
		84	Nuclear reactors, boilers, mchy & mech appliance; parts	0.72	1.82	153.17
		03	Fish & crustacean, mollusc & other aquatic invertebrate	0.77	1.73	125.23
		76	Aluminium and articles thereof	0.93	1.52	63.05
		11	Prod mill indust; malt; starches; inulin; wheat gluten	0.61	1.44	137.63
		19	Prep of cereal, flour, starch/milk; pastrycooks' prod	1.50	0.94	-37.53
		90	Optical, photo, cine, meas, checking, precision, etc	0.59	0.87	48.62
		2523	Portland cement, aluminous cement, persulphate cement, etc	58.23	58.46	0.39
		1516	Animal or vegetable fats and oils and fractions, hydrogenated, etc	31.83	45.11	41.71
		3401	Soap; organic surface-active products in bars, etc; paper with soap, etc	12.23	13.34	9.05
		1701	Cane or beet sugar and chemically pure sucrose, in solid form	0.26	9.77	3594.85
		1511	Palm oil and its fractions	19.05	9.28	-51.30
		7214	Iron/steel bars and rods, forged, etc (incl. Twisted), uncoiled	2.90	6.09	110.18
		7306	Other tubes, pipes and hollow profiles of iron or steel, welded, nes	2.53	4.27	68.85
		1005	Maize(corn)	3.10	4.23	36.50
		4819	Cartons, boxes, etc; box files, etc, of paper, paperboard, etc	3.60	4.19	16.47
		4403	Wood in the rough or roughly squared	1.13	3.73	229.53
		3208	Paints and varnishes based on polymers in a non-aqueous medium	3.14	3.17	0.92
		3402	Non-soap surface-active agents; washing preparations, nes	2.24	2.80	25.08
		2208	Undenatured ethyl alcohol of an alcoholic strength <80%; spirits, etc	3.02	2.79	-7.76
		7210	Rolled iron or non-alloy steel, >=600mm wide, clad, plated or coated	0.89	2.71	205.73
		3304	Beauty, make-up, skin-care (incl. Suntan), manicure... Preparations	3.04	2.58	-15.40
		3923	Articles for the of goods, of plastics; stopers, etc, of plastics	1.21	1.80	49.02
		3917	Tubes, pipes and hoses, and fittings therefor, of plastics	2.21	1.69	-23.55
		1512	Sunflower-seed, safflower or cotton-seed oil and their fractions	1.27	1.62	27.70
		7217	Wire of iron or non-alloy steel	0.16	1.42	768.82
		2202	Waters (incl. Mineral and aerated), with added sugar...(incl. Sweetened)	1.44	1.33	-7.57

Table 7c (Ctd): Intra-EAC Domestic Exports of the major twenty products, 2014 compared to 2013 (US\$, million)

Partner State	Country of Destination	Hs Level	Description of Goods	2013	2014	2013/14 % change
Uganda	Tanzania	72	Iron and steel	8.86	12.48	40.83
		44	Wood and articles of wood; wood charcoal	0.76	9.18	1110.39
		27	Mineral fuels, oils & product of their distillation; etc	5.03	4.98	-1.01
		24	Tobacco and manufactured tobacco substitutes	1.83	3.43	87.94
		30	Pharmaceutical products	1.67	3.06	83.43
		22	Beverages, spirits and vinegar	3.04	2.49	-17.81
		33	Essential oils & resinoids; perf, cosmetic/toilet prep	1.90	1.52	-19.96
		34	Soap, organic surface-active agents, washing prep, etc	1.33	1.44	8.46
		15	Animal/veg fats & oils & their cleavage products; etc	1.17	0.71	-39.76
		73	Articles of iron or steel	0.25	0.66	161.03
		48	Paper & paperboard; art of paper pulp, paper/paperboard	0.12	0.64	421.57
		04	Dairy prod; birds' eggs; natural honey; edible prod nes	0.53	0.61	15.91
		85	Electrical mchy equip parts thereof; sound recorder etc	0.11	0.32	182.05
		39	Plastics and articles thereof	0.15	0.29	94.05
		12	Oil seed, oleagi fruits; miscell grain, seed, fruit etc	0.07	0.23	211.28
		84	Nuclear reactors, boilers, mchy & mech appliance; parts	0.21	0.15	-27.27
		10	Cereals	1.28	0.06	-95.64
		23	Residues & waste from the food indust; prepr ani fodder	2.42	0.05	-97.76
		28	Inorgn chem; compds of prec met, radioact elements etc	0.07	0.05	-28.74
		90	Optical, photo, cine, meas, checking, precision, etc		0.04	-
		01	Live animals	0.04	0.03	-18.39
		4 digits				
		7210	Rolled iron or non-alloy steel, >=600mm wide, clad, plated or coated	7.66	12.13	58.33
		4403	Wood in the rough or roughly squared	0.66	9.11	1276.51
		2716	Electrical energy	4.90	4.91	0.09
		2401	Unmanufactured tobacco; tobacco refuse	1.24	3.28	164.54
		3004	Medicaments of mixed or unmixed products, for retail sale	1.67	2.85	70.91
		2201	Waters, (incl. Mineral waters and aerated waters); ice and snow	2.62	2.22	-15.41
		3304	Beauty, make-up, skin-care (incl. Suntan), manicure... Preparations	1.89	1.52	-19.54
		3401	Soap; organic surface-active products in bars, etc; paper with soap, etc	1.28	1.37	7.08
		4821	Paper or paperboard labels of all kinds, whether or not printed	0.02	0.59	3392.36
		0402	Milk and cream, concentrated or sweetened	0.03	0.40	1399.22
		7317	Nails, tacks, drawing pins, corrugated nails... Of iron or steel	0.00	0.39	37831.28
		3917	Tubes, pipes and hoses, and fittings therefor, of plastics	0.07	0.26	266.02
		1511	Palm oil and its fractions	0.40	0.26	-35.42
		7208	Hot-rolled iron or non-alloy steel, >=600mm wide	0.03	0.25	648.25
		2202	Waters (incl. Mineral and aerated), with added sugar...(incl. Sweetened)	0.41	0.25	-38.83
		8504	Electrical transformers, static converters and inductors		0.23	-
		1516	Animal or vegetable fats and oils and fractions, hydrogenated, etc	0.77	0.22	-70.77
		1211	Plants and parts of plants, of a kind used in perfumery, pharmacy...etc	0.02	0.22	858.19
		3003	Medicaments with >=2 constituents mixed together, not for retail sale		0.21	-

Table 7c (Ctd): Intra-EAC Domestic Exports of the major twenty products, 2014 compared to 2013 (US\$, million)

Partner State	Country of Destination	Hs Level	Description of Goods	2013	2014	2013/14 % change
Kenya	Uganda	2 digits				
		25	Salt; sulphur; earths and stone; plastering materi	84.59	86.57	2.34
		72	Iron and steel.	55.39	51.03	-7.88
		39	Plastics and articles thereof.	47.62	49.73	4.42
		22	Beverages, spirits and vinegar.	38.16	33.47	-12.28
		27	Mineral fuels, mineral oils and products of their	29.37	22.36	-23.86
		34	Soap, organic surface-active agents, washing prepa	20.58	21.41	4.05
		30	Pharmaceutical products.	21.05	19.68	-6.53
		17	Sugars and sugar confectionery.	16.94	18.26	7.80
		48	Paper and paperboard; articles of paper pulp, of p	24.69	17.90	-27.50
		87	Vehicles other than railway or tramway rolling-sto	26.74	17.24	-35.52
		15	Animal or vegetable fats and oils and their cleava	10.47	15.21	45.22
		73	Articles of iron or steel.	15.67	12.93	-17.49
		21	Miscellaneous edible preparations.	9.84	11.83	20.22
		28	Inorganic chemicals; organic or inorganic compound	10.09	11.80	16.99
		85	Electrical machinery and equipment and parts there	9.51	10.67	12.12
		64	Footwear, gaiters and the like; parts of such arti	12.73	10.42	-18.15
		76	Aluminium and articles thereof.	11.45	9.33	-18.52
		84	Nuclear reactors, boilers, machinery and mechanica	8.18	8.34	1.97
		24	Tobacco and manufactured tobacco substitutes.	10.74	8.11	-24.48
		83	Miscellaneous articles of base metal.	7.51	7.38	-1.78
		4 digits				
		2523	Portland cement, aluminous cement, persulphate cem	56.48	49.99	-11.49
		7210	Rolled iron or non-alloy steel, >=600mm wide, clad	30.19	33.17	9.87
		2501	Salt/pure sodium chloride whether or not cont ant-	22.55	28.83	27.83
		3923	Articles for conveyance or packing of goods, of pl	20.41	23.34	14.36
		2710	Petroleum oils and oils obtained from bituminous m	22.96	19.36	-15.65
		1704	Sugar confectionery (incl. White chocolate), not c	16.49	17.84	8.19
		3004	Medicaments of mixed or unmixed products, for reta	14.34	15.91	10.95
		2203	Beer made from malt	13.05	14.68	12.50
		7209	Cold-rolled iron or non-alloy steel, >=600mm wide	18.94	13.39	-29.27
		3402	Non-soap surface-active agents; washing preparatio	10.19	12.10	18.73
		2207	Ethyl alcohol, undenatured of >=80% alcohol, denat	15.21	9.65	-36.51
		8716	Trailers and semi-trailers; other vehicles, not ma	13.07	8.47	-35.22
		1517	Margarine; edible preparations of animal or vegeta	7.56	8.27	9.45
		2402	Cigars, cigarillos, cigarettes, etc, of tobacco or	10.74	8.11	-24.48
		4819	Cartons, boxes, etc; box files, etc, of paper, pap	13.33	7.64	-42.66
		8309	Stoppers, caps and lids, capsules for bottles... O	7.08	6.98	-1.45
		6402	Other footwear with outer soles and uppers of rubb	6.03	6.72	11.41
		7010	Carboys, bottles, flasks... Ampoules, etc; stopper	12.00	6.58	-45.14
		3924	Tableware, kitchenware... And toilet articles, of	6.58	6.21	-5.62
		3401	Soap; organic surface-active products in bars, etc	7.23	6.19	-14.38

Table 7c (Ctd): Intra-EAC Domestic Exports of the major twenty products, 2014 compared to 2013 (US\$, million)

Partner State	Country of Destination	Hs Level	Description of Goods	2013	2014	2013/14 % change		
Kenya	Tanzania	2 digits						
		15	Animal or vegetable fats and oils and their cleava	52.80	31.14	-41.02		
		25	Salt; sulphur; earths and stone; plastering materi	25.39	30.12	18.63		
		34	Soap, organic surface-active agents, washing prepa	31.83	29.29	-7.98		
		30	Pharmaceutical products.	20.81	24.90	19.69		
		39	Plastics and articles thereof.	22.35	24.35	8.94		
		17	Sugars and sugar confectionery.	20.98	23.04	9.84		
		76	Aluminium and articles thereof.	23.77	22.53	-5.24		
		85	Electrical machinery and equipment and parts there	19.61	17.66	-9.95		
		72	Iron and steel.	19.50	16.75	-14.10		
		87	Vehicles other than railway or tramway rolling-sto	15.58	12.64	-18.82		
		73	Articles of iron or steel.	12.31	10.71	-13.04		
		48	Paper and paperboard; articles of paper pulp, of p	11.26	10.09	-10.40		
		28	Inorganic chemicals; organic or inorganic compound	12.31	9.79	-20.51		
		64	Footwear, gaiters and the like; parts of such arti	9.00	8.96	-0.46		
		49	Printed books, newspapers, pictures and other prod	3.05	8.85	189.86		
		83	Miscellaneous articles of base metal.	6.39	8.83	38.25		
		84	Nuclear reactors, boilers, machinery and mechanica	8.41	7.73	-8.11		
		04	Dairy produce; birds' eggs; natural honey; edible	7.94	6.80	-14.35		
		94	Furniture; bedding, mattresses, mattress supports,	8.85	6.48	-26.70		
		63	Other made up textile articles; sets; worn clothin	6.29	6.41	2.00		
				4 digits				
				3004	Medicaments of mixed or unmixed products, for reta	20.16	24.20	20.00
				1704	Sugar confectionery (incl. White chocolate), not c	20.44	22.55	10.34
				2523	Portland cement, aluminous cement, persulphate cem	17.19	21.62	25.74
				3401	Soap; organic surface-active products in bars, etc	19.40	18.51	-4.55
				7615	Table, kitchen, household and sanitary articles...	18.20	18.48	1.57
				3923	Articles for conveyance or packing of goods, of pl	16.18	18.09	11.84
				1511	Palm oil and its fractions wheather or not refined	25.76	15.59	-39.50
				8507	Electric accumulators (incl. Separators therefor)	13.00	13.56	4.34
				7210	Rolled iron or non-alloy steel, >=600mm wide, clad	12.12	13.29	9.61
				1516	Animal or vegetable fats and oils and fractions, h	17.14	8.61	-49.77
				3402	Non-soap surface-active agents; washing preparatio	9.32	8.45	-9.33
				2501	Salt/pure sodium chloride whether or not cont ant-	7.97	8.26	3.68
		8716	Trailers and semi-trailers; other vehicles, not ma	9.93	8.16	-17.82		
		8309	Stoppers, caps and lids, capsules for bottles... O	5.67	7.65	34.99		
		1517	Margarine; edible preparations of animal or vegeta	6.85	6.10	-11.03		
		6402	Other footwear with outer soles and uppers of rubb	4.86	5.88	20.85		
		4819	Cartons, boxes, etc; box files, etc, of paper, pap	6.33	5.31	-16.10		
		0401	Milk and cream, not concentrated or sweetened	6.10	5.07	-16.97		
		2836	Carbonates; peroxocarbonates; commercial ammonium	4.65	4.72	1.66		
		4911	Other printed matter, including printed pictures a	2.66	4.49	69.02		

Table 7c (Ctd): Intra-EAC Domestic Exports of the major twenty products, 2014 compared to 2013 (US\$, million)

Partner State	Country of Destination	Hs Level	Description of Goods	2013	2014	2013/14 % change		
Kenya	Rwanda	2 digits						
		72	Iron and steel.	19.07	14.00	-26.58		
		39	Plastics and articles thereof.	10.15	11.53	13.58		
		85	Electrical machinery and equipment and parts there	5.29	8.10	53.03		
		15	Animal or vegetable fats and oils and their cleava	8.44	7.29	-13.66		
		30	Pharmaceutical products.	4.38	6.98	59.26		
		48	Paper and paperboard; articles of paper pulp, of p	8.31	6.92	-16.71		
		64	Footwear, gaiters and the like; parts of such arti	6.59	6.74	2.33		
		25	Salt; sulphur; earths and stone; plastering materi	5.84	6.12	4.79		
		76	Aluminium and articles thereof.	3.55	5.47	53.87		
		17	Sugars and sugar confectionery.	3.55	4.60	29.35		
		24	Tobacco and manufactured tobacco substitutes.	5.37	4.25	-20.82		
		22	Beverages, spirits and vinegar.	2.66	3.75	40.67		
		32	Tanning or dyeing extracts; tannins and their deri	2.67	3.49	30.92		
		73	Articles of iron or steel.	3.67	3.10	-15.62		
		10	Cereals.	2.74	3.09	12.75		
		34	Soap, organic surface-active agents, washing prepa	3.94	2.99	-24.00		
		49	Printed books, newspapers, pictures and other prod	4.51	2.81	-37.68		
		84	Nuclear reactors, boilers, machinery and mechanica	3.63	2.21	-39.07		
		27	Mineral fuels, mineral oils and products of their	3.92	2.12	-45.87		
		67	Prepared feathers and down and articles made of fe	1.29	1.61	24.86		
				4 digits				
				7210	Rolled iron or non-alloy steel, >=600mm wide, clad	11.77	9.00	-23.52
				3004	Medicaments of mixed or unmixed products, for reta	3.78	6.08	60.91
				6402	Other footwear with outer soles and uppers of rubb	4.25	4.49	5.78
				1704	Sugar confectionery (incl. White chocolate), not c	3.48	4.32	24.27
				1511	Palm oil and its fractions wheather or not refined	6.87	4.32	-37.16
				4819	Cartons, boxes, etc; box files, etc, of paper, pap	4.11	4.31	4.82
				2402	Cigars, cigarillos, cigarettes, etc, of tobacco or	5.37	4.25	-20.82
				2501	Salt/pure sodium chloride whether or not cont ant-	3.39	3.96	16.83
				3923	Articles for conveyance or packing of goods, of pl	1.75	3.80	116.72
				8528	Television receivers (incl. Video monitors and vid	0.01	3.16	21511.13
				3924	Tableware, kitchenware... And toilet articles, of	3.51	2.76	-21.32
				1005	Maize(corn)	1.42	2.54	79.12
		7615	Table, kitchen, household and sanitary articles...	2.70	2.30	-14.83		
		7605	Aluminium wire	0.21	2.09	917.69		
		8544	Insulated wire, cable, etc; optical fibre cables	2.85	2.03	-28.86		
		4901	Printed books, brochures, leaflets and similar pri	3.96	2.02	-48.87		
		7214	Iron/steel bars and rods, forged, etc (incl. Twist	2.21	1.83	-17.03		
		2710	Petroleum oils and oils obtained from bituminous m	3.62	1.81	-49.97		
		3209	Paints and varnishes, in an aqueous medium	1.27	1.73	35.91		
		6401	Waterproof footwear...	1.71	1.71	0.27		

Table 7c (Ctd): Intra-EAC Domestic Exports of the major twenty products, 2014 compared to 2013 (US\$, million)

Partner State	Country of Destination	Hs Level	Description of Goods	2013	2014	2013/14 % change		
Kenya	Burundi	2 digits				0.00		
		39	Plastics and articles thereof.	10.21	12.11	18.63		
		73	Articles of iron or steel.	4.44	9.58	115.97		
		72	Iron and steel.	10.05	7.74	-23.01		
		31	Fertilisers.	9.38	6.30	-32.78		
		17	Sugars and sugar confectionery.	2.74	3.68	33.99		
		34	Soap, organic surface-active agents, washing prepa	1.97	2.73	38.44		
		32	Tanning or dyeing extracts; tannins and their deri	1.73	2.65	53.22		
		30	Pharmaceutical products.	1.23	2.37	93.32		
		27	Mineral fuels, mineral oils and products of their	1.36	2.28	67.57		
		48	Paper and paperboard; articles of paper pulp, of p	1.38	2.23	61.43		
		64	Footwear, gaiters and the like; parts of such arti	0.93	1.75	89.07		
		85	Electrical machinery and equipment and parts there	1.17	1.74	48.78		
		49	Printed books, newspapers, pictures and other prod	0.29	1.36	371.04		
		94	Furniture; bedding, mattresses, mattress supports,	0.28	1.24	341.91		
		33	Essential oils and resinoids; perfumery, cosmetic	0.73	1.15	57.76		
		76	Aluminium and articles thereof.	0.72	1.12	55.60		
		96	Miscellaneous manufactured articles.	1.21	1.11	-8.18		
		40	Rubber and articles thereof.	0.89	0.89	0.54		
		28	Inorganic chemicals; organic or inorganic compound	0.65	0.79	21.48		
		15	Animal or vegetable fats and oils and their cleava	0.58	0.65	12.90		
				4 digits				
				3923	Articles for conveyance or packing of goods, of pl	7.39	9.13	23.52
				3105	Mineral or chemical fertilizers, nes; other fertil	9.18	6.04	-34.23
				7306	Other tubes, pipes and hollow profiles of iron or	3.87	5.31	37.20
				7210	Rolled iron or non-alloy steel, >=600mm wide, clad	5.87	4.99	-14.95
				1704	Sugar confectionery (incl. White chocolate), not c	2.74	3.62	32.30
				7308	Iron/steel structures and parts thereof; plates, r	0.07	3.57	4947.02
				3402	Non-soap surface-active agents; washing preparatio	0.18	2.19	1144.78
				3209	Paints and varnishes, in an aqueous medium	1.22	1.87	54.26
				2710	Petroleum oils and oils obtained from bituminous m	1.03	1.84	78.83
				4820	Registers, account books, etc; albums for samples,	0.45	1.84	310.49
				3004	Medicaments of mixed or unmixed products, for reta	0.96	1.71	77.69
				6402	Other footwear with outer soles and uppers of rubb	0.81	1.63	100.97
				7208	Hot-rolled iron or non-alloy steel, >=600mm wide	1.27	1.26	-1.06
				9403	Other furniture and parts thereof	0.15	1.21	698.38
				4901	Printed books, brochures, leaflets and similar pri	0.22	1.19	429.94
				9608	Ball-point, felt tipped...pens and pencils and art	1.17	1.10	-6.00
				8544	Insulated wire, cable, etc; optical fibre cables	0.37	0.86	134.54
				3917	Tubes, pipes and hoses, and fittings therefor, of	0.92	0.83	-8.99
				8507	Electric accumulators (incl. Separators therefor)	0.60	0.78	30.34
				7216	Angles, shapes and sections of iron or non-alloy s	1.82	0.74	-59.17

Table 7c (Ctd): Intra-EAC Domestic Exports of the major twenty products, 2014 compared to 2013 (US\$, million)

Partner State	Country of Destination	Hs Level	Description of Goods	2013	2014	2013/14 % change		
Rwanda	Kenya	2 digits						
		09	Coffee, tea, mate and spices	57.55	52.66	-8.49		
		26	Ores, slag and ash	0.45	2.71	498.62		
		41	Raw hides and skins (other than furskins) and leather	0.22	1.93	760.50		
		23	Residues and waste from the food industries; prepared animal fodder	0.02	0.77	3605.20		
		84	Nuclear reactors, boilers, machinery and mechanical appliances; parts thereof	0.11	0.19	71.40		
		85	Electrical machinery and equipment and parts thereof; sound recorders and re	0.02	0.17	835.74		
		48	Paper and paperboard; articles of paper pulp, of paper or of paperboard	0.00	0.17	27446.07		
		63	Other made up textile articles; sets; worn clothing and worn textile articles; r	0.10	0.16	62.83		
		62	Articles of apparel and clothing accessories, not knitted or crocheted	0.06	0.14	143.21		
		20	Preparations of vegetables, fruit, nuts or other parts of plants	0.00	0.07			
		71	Natural or cultured pearls, precious or semi-precious stones, precious metals,	0.01	0.06	588.28		
		43	Furskins and artificial fur; manufactures thereof	0.00	0.06			
		61	Articles of apparel and clothing accessories, knitted or crocheted	0.01	0.05	419.82		
		72	Iron and steel	0.00	0.05	2453.28		
		25	Salt; sulphur; earths and stone; plastering materials, lime and cement	0.00	0.04	11396.60		
		88	Aircraft, spacecraft, and parts thereof	0.02	0.03	46.87		
		27	Mineral fuels, mineral oils and products of their distillation; bituminous subst	0.03	0.03	2.47		
		96	Miscellaneous manufactured articles	0.01	0.02	203.31		
		11	Products of the milling industry; malt; starches; inulin; wheat gluten	0.05	0.02	-56.06		
		42	Articles of leather; saddlery and harness; travel goods, handbags and similar c	0.00	0.01	368.82		
				4 digits				
				0902	Tea, whether or not flavoured.	45.06	46.66	3.55
				0901	Coffee, whether or not roasted or decaffeinated; coffee husks and skins; coff	12.48	6.00	-51.93
				2615	Niobium, tantalum, vanadium or zirconium ores and concentrates.	0.00	2.71	
				4103	Other raw hides and skins (fresh, or salted, dried, limed, pickled or otherwise	0.06	0.88	1310.80
				2302	Bran, sharps and other residues, whether or not in the form of pellets, derive	0.02	0.77	3605.20
				4101	Raw hides and skins of bovine (including buffalo) or equine animals (fresh, o	0.16	0.67	312.72
				4102	Raw skins of sheep or lambs (fresh, or salted, dried, limed, pickled or otherw	0.00	0.38	
				4819	Cartons, boxes, cases, bags and other packing containers, of paper, paperboa	0.00	0.17	68082.02
				8430	Other moving, grading, levelling, scraping, excavating, tamping, compacting,	0.00	0.12	
				8517	Electrical apparatus for line telephony or line telegraphy, including line telep	0.01	0.09	867.41
				6309	Worn clothing and other worn articles.	0.10	0.08	-11.50
				2008	Fruit, nuts and other edible parts of plants, otherwise prepared or preserved	0.00	0.07	
				6310	Used or new rags, scrap twine, cordage, rope and cables and worn out articles	0.00	0.07	
				4303	Articles of apparel, clothing accessories and other articles of furskin.	0.00	0.06	
				6205	Men's or boys' shirts.	0.01	0.05	256.76
				6204	Women's or girls' suits, ensembles, jackets, blazers, dresses, skirts, divided s	0.02	0.05	152.98
				7218	Stainless steel in ingots or other primary forms; semi-finished products of sta	0.00	0.05	
				8523	Prepared unrecorded media for sound recording or similar recording of other	0.00	0.04	
				7116	Articles of natural or cultured pearls, precious or semi-precious stones (natur	0.01	0.03	436.17
				8803	Parts of goods of heading 88.01 or 88.02.	0.02	0.03	46.87

Table 7c (Ctd): Intra-EAC Domestic Exports of the major twenty products, 2014 compared to 2013 (US\$, million)

Partner State	Country of Destination	Hs Level	Description of Goods	2013	2014	2013/14 % change		
Rwanda	Tanzania	2 digits						
		26	Ores, slag and ash	186.60	121.23	-35.03		
		09	Coffee, tea, mate and spices	21.01	10.47	-50.15		
		85	Electrical machinery and equipment and parts thereof; sound recorders and reproducers	1.17	3.41	192.36		
		23	Residues and waste from the food industries; prepared animal fodder	1.12	1.18	5.89		
		74	Copper and articles thereof	1.61	0.77	-51.77		
		44	Wood and articles of wood; wood charcoal	0.16	0.62	298.12		
		24	Tobacco and manufactured tobacco substitutes	0.46	0.51	10.69		
		72	Iron and steel	1.01	0.44	-56.55		
		78	Lead and articles thereof	0.10	0.41	298.13		
		41	Raw hides and skins (other than furskins) and leather	0.14	0.39	178.48		
		84	Nuclear reactors, boilers, machinery and mechanical appliances; parts thereof	0.54	0.31	-43.47		
		63	Other made up textile articles; sets; worn clothing and worn textile articles; ready-made	0.46	0.17	-62.43		
		11	Products of the milling industry; malt; starches; inulin; wheat gluten	1.68	0.15	-90.91		
		96	Miscellaneous manufactured articles	0.06	0.08	35.29		
		18	Cocoa and cocoa preparations	0.06	0.06	8.86		
		29	Organic chemicals	0.00	0.05			
		69	Ceramic products	0.00	0.03			
		30	Pharmaceutical products	0.00	0.03	630.90		
		07	Edible vegetables and certain roots and tubers	0.08	0.03	-64.56		
		39	Plastics and articles thereof	0.04	0.02	-55.19		
				4 digits				
				2615	Niobium, tantalum, vanadium or zirconium ores and concentrates.	111.92	56.79	-49.26
				2609	Tin ores and concentrates.	47.51	48.30	1.67
				2611	Tungsten ores and concentrates.	26.99	16.13	-40.22
				0901	Coffee, whether or not roasted or decaffeinated; coffee husks and skins; coffee	20.97	10.47	-50.05
				8517	Electrical apparatus for line telephony or line telegraphy, including line tele	0.52	3.34	543.77
				2302	Bran, sharps and other residues, whether or not in the form of pellets, derived	0.50	1.18	137.15
				7405	Master alloys of copper.	1.22	0.51	-57.79
				2401	Unmanufactured tobacco; tobacco refuse.	0.46	0.51	10.69
				4409	Wood (including strips and friezes for parquet flooring, not assembled) conti	0.43	0.45	3.21
				7801	Unwrought lead.	0.00	0.41	
				4101	Raw hides and skins of bovine (including buffalo) or equine animals (fresh, o	0.14	0.37	159.99
				7206	Iron and non-alloy steel in ingots or other primary forms (excluding iron of he	0.93	0.36	-61.15
				7404	Copper waste and scrap.	0.39	0.26	-32.78
				8472	Other office machines (for example, hectograph or stencil duplicating machi	0.36	0.20	-44.73
				4403	Wood in the rough, whether or not stripped of bark or sapwood, or roughly s	0.00	0.18	
				6305	Sacks and bags, of a kind used for the packing of goods.	0.00	0.11	
				1103	Cereal groats, meal and pellets.	1.55	0.10	-93.50
		8471	Automatic data processing machines and units thereof; magnetic or optical re	1.46	0.09	-93.92		
		9605	Travel sets for personal toilet, sewing or shoe or clothes cleaning.	0.01	0.08	747.74		
		1806	Chocolate and other food preparations containing cocoa.	0.06	0.06	8.86		

Table 7c (Ctd): Intra-EAC Domestic Exports of the major twenty products, 2014 compared to 2013 (US\$, million)

Partner State	Country of Destination	Hs Level	Description of Goods	2013	2014	2013/14 % change		
Rwanda	Uganda	2 digits						
		09	Coffee, tea, mate and spices	34.33	25.91	-24.52		
		41	Raw hides and skins (other than furskins) and leather	12.79	8.96	-29.92		
		26	Ores, slag and ash	19.39	6.06	-68.74		
		07	Edible vegetables and certain roots and tubers	0.42	1.31	209.73		
		85	Electrical machinery and equipment and parts thereof; sound recorders and reproducers	0.47	0.86	81.20		
		52	Cotton	0.50	0.85	71.32		
		84	Nuclear reactors, boilers, machinery and mechanical appliances; parts thereof	1.10	0.85	-23.18		
		33	Essential oils and resinoids; perfumery, cosmetic or toilet preparations	0.57	0.72	25.63		
		88	Aircraft, spacecraft, and parts thereof	0.00	0.72			
		63	Other made up textile articles; sets; worn clothing and worn textile articles; ready-made	0.76	0.57	-25.60		
		72	Iron and steel	0.43	0.51	17.59		
		87	Vehicles other than railway or tramway rolling stock, and parts and accessories thereof	0.49	0.45	-7.79		
		81	Other base metals; cermet; articles thereof	0.89	0.44	-50.29		
		11	Products of the milling industry; malt; starches; inulin; wheat gluten	0.22	0.43	97.30		
		22	Beverages, spirits and vinegar	0.29	0.31	8.77		
		23	Residues and waste from the food industries; prepared animal fodder	0.11	0.28	150.50		
		39	Plastics and articles thereof	0.19	0.20	0.95		
		73	Articles of iron or steel	0.07	0.19	188.28		
		69	Ceramic products	0.02	0.16	716.91		
		04	Dairy produce; birds' eggs; natural honey; edible products of animal origin, not	0.00	0.13	3947.76		
				4 digits				
				0901	Coffee, whether or not roasted or decaffeinated; coffee husks and skins; coffee	17.89	14.87	-16.87
				0902	Tea, whether or not flavoured.	16.44	11.04	-32.83
				4101	Raw hides and skins of bovine (including buffalo) or equine animals (fresh, o	8.52	4.52	-46.99
				4103	Other raw hides and skins (fresh, or salted, dried, limed, pickled or otherwise	4.27	3.67	-14.06
				2609	Tin ores and concentrates.	9.99	3.29	-67.12
				2615	Niobium, tantalum, vanadium or zirconium ores and concentrates.	6.92	1.67	-75.82
				4102	Raw skins of sheep or lambs (fresh, or salted, dried, limed, pickled or otherw	0.00	0.78	
				8517	Electrical apparatus for line telephony or line telegraphy, including line tele	0.19	0.77	296.74
				8803	Parts of goods of heading 88.01 or 88.02.	0.00	0.72	
				5208	Woven fabrics of cotton, containing 85 % or more by weight of cotton, weighi	0.16	0.62	278.52
				2614	Titanium ores and concentrates.	0.00	0.61	
				0713	Dried leguminous vegetables, shelled, whether or not skinned or split.	0.31	0.58	86.16
				0712	Dried vegetables, whole, cut, sliced, broken or in powder, but not further pre	0.02	0.55	3432.72
				3304	Beauty or make-up preparations and preparations for the care of the skin (ot	0.52	0.53	1.67
				8101	Tungsten (wolfram) and articles thereof, including waste and scrap.	0.88	0.44	-50.50
				6309	Worn clothing and other worn articles.	0.76	0.44	-42.55
				7204	Ferrous waste and scrap; remelting scrap ingots of iron or steel.	0.43	0.39	-10.15
				1101	Wheat or meslin flour.	0.00	0.39	7703.39
				2203	Beer made from malt.	0.23	0.29	27.16
				2302	Bran, sharps and other residues, whether or not in the form of pellets, derive	0.11	0.28	161.99

Table 7c (Ctd): Intra-EAC Domestic Exports of the major twenty products, 2014 compared to 2013 (US\$, million)

Partner State	Country of Destination	Hs Level	Description of Goods	2013	2014	2013/14 % change
Burundi	Kenya	2 digits				
		09	COFFEE, TEA, MATE AND SPICES	6.63	11.94	80.22
		85	Electrical mchy equip parts thereof, sound recorder etc	0.00	0.43	10864.23
		72	IRON AND STEEL	0.03	0.11	272.01
		73	ARTICLES OF IRON AND STEEL	0.33	0.06	-80.97
		39	PLASTICS AND ARTICLES THEREOF	0.11	0.05	-55.15
		23	RESIDUES & WASTE FROM THE FOOD INDUSTRY; PREPARATION FODDER	0.05	0.04	-17.00
		27	MINERAL FUELS, OILS & PRODUCT OF THEIR DISTILLATION; ETC	0.00	0.03	3137.58
		70	GLASS AND GLASSWARE	0.02	0.03	63.04
		87	VEHICLES O/T RAILW/TRANW ROOL-STOCK, PTS & ACCESSORIES	0.03	0.02	-10.85
		24	TOBACCO AND MANUFACTURED TOBACCO SUBSTITUTES	-	0.01	-
		84	Nuclear reactors, boilers, mchy & mech appliance, parts	0.03	0.01	-62.39
		44	WOOD AND ARTICLES OF WOOD; WOOD CHARCOAL	0.00	0.00	-88.24
		49	PRINTED BOOKS, NEWSPAPERS, PICTURES & OTHER PRODUCT ETC	-	0.00	-
		76	ALUMINIUM AND ARTICLES THEREOF	-	0.00	-
		42	ARTICLES OF LEATHER; SADDLERY/HARNES; TRAVEL GOODS ETC	-	0.00	-
		4digits				
		0902	Tea, whether or not flavoured.:	12.12	11.94	-1.48
		8519	Turntables (record-decks), record-players, cassette-players and other sound	1.43	0.42	-70.35
		7204	Ferrous waste and scrap; remelting scrap ingots of iron or steel.:	1.22	0.11	-90.98
		7311	:	0.63	0.06	-90.14
		3917	Tubes, pipes and hoses, and fittings therefor (for example, joints, elbows, fla	0.09	0.04	-52.59
		2302	Bran, sharps and other residues, whether or not in the form of pellets, derive	0.05	0.04	-17.00
		2710	Petroleum oils and oils obtained from bituminous minerals, other than crude	0.00	0.03	-
		7001	Cullet and other waste and scrap of glass; glass in the mass.:	0.00	0.03	-
		8704	Motor vehicles for the transport of goods.:	0.00	0.02	-
		2401	Unmanufactured tobacco; tobacco refuse.:	0.00	0.01	-
		8443	Printing machinery used for printing by means of the printing type, blocks, pl	0.00	0.01	-
		8548	:	0.00	0.00	-
		3915	Waste, parings and scrap, of plastics.:	0.00	0.00	-
		8708	Parts and accessories of the motor vehicles of headings 87.01 to 87.05.:	0.00	0.00	-
		8438	Machinery, not specified or included elsewhere in this Chapter, for the indus	0.00	0.00	-
		8506	Primary cells and primary batteries.:	0.00	0.00	-
		4409	Wood (including strips and friezes for parquet flooring, not assembled) conti	0.00	0.00	-
		4911	Other printed matter, including printed pictures and photographs.:	0.00	0.00	-
		7613	:	0.00	0.00	-
		4202	Trunks, suit-cases, vanity-cases, executive-cases, brief-cases, school satchels	0.00	0.00	-

Table 7c (Ctd): Intra-EAC Domestic Exports of the major twenty products, 2014 compared to 2013 (US\$, million)

Partner State	Country of Destination	Hs Level	Description of Goods	2013	2014	2013/14 % change
Rwanda	Burundi	2 digits				
		69	Ceramic products	0.02	2.72	14584.75
		84	Nuclear reactors, boilers, machinery and mechanical appliances; parts thereof	0.27	1.30	389.12
		39	Plastics and articles thereof	2.30	1.05	-54.51
		25	Salt; sulphur; earths and stone; plastering materials, lime and cement	0.48	0.95	99.14
		94	Furniture; bedding, mattresses, mattress supports, cushions and similar stuffe	2.33	0.95	-59.20
		85	Electrical machinery and equipment and parts thereof; sound recorders and re	0.15	0.89	480.01
		70	Ceramic products	0.21	0.61	187.51
		07	Edible vegetables and certain roots and tubers	2.34	0.61	-74.00
		22	Beverages, spirits and vinegar	0.71	0.55	-23.27
		21	Miscellaneous edible preparations	0.32	0.41	28.38
		72	Iron and steel	0.70	0.36	-48.17
		33	Essential oils and resinoids; perfumery, cosmetic or toilet preparations	0.38	0.33	-12.36
		27	Mineral fuels, mineral oils and products of their distillation; bituminous subst	0.04	0.15	270.86
		01	Live animals	0.36	0.15	-57.48
		20	Preparations of vegetables, fruit, nuts or other parts of plants	0.10	0.11	11.31
		04	Dairy produce; birds' eggs; natural honey; edible products of animal origin, no	0.07	0.11	63.32
		10	Cereals	0.58	0.10	-82.49
		17	Sugars and sugar confectionery	0.00	0.07	1644.48
		34	Soap, organic surface-active agents, washing preparations, lubricating prepara	0.08	0.07	-20.29
		48	Paper and paperboard; articles of paper pulp, of paper or of paperboard	0.02	0.06	239.93
		4 digits				
		6901	Bricks, blocks, tiles and other ceramic goods of siliceous fossil meals (for exa	0.00	2.68	175585.40
		2523	Portland cement, aluminous cement, slag cement, supersulphate cement and	0.35	0.86	148.20
		9404	Mattress supports; articles of bedding and similar furnishing (for example, m	2.22	0.85	-61.83
		8517	Electrical apparatus for line telephony or line telegraphy, including line telep	0.03	0.73	2240.72
		8429	Self-propelled bulldozers, angledozers, graders, levellers, scrapers, mechan	0.08	0.70	806.64
		7010	Carboys, bottles, flasks, jars, pots, phials, ampoules and other containers, of	0.19	0.61	214.52
		3923	Articles for the conveyance or packing of goods, of plastics; stoppers, lids, cap	2.03	0.59	-70.86
		2203	Beer made from malt.	0.57	0.50	-12.57
		0701	Potatoes, fresh or chilled.	0.25	0.38	52.05
		2106	Food preparations not elsewhere specified or included.	0.10	0.31	207.16
		3901	Polymers of ethylene, in primary forms.	0.00	0.23	-
		8479	Machines and mechanical appliances having individual functions, not specifie	0.00	0.21	-
		0713	Dried leguminous vegetables, shelled, whether or not skinned or split.	1.12	0.19	-82.86
		7214	Other bars and rods of iron or non-alloy steel, not further worked than forged	0.39	0.18	-54.32
		3305	Preparations for use on the hair.	0.21	0.17	-19.87
		3304	Beauty or make-up preparations and preparations for the care of the skin (ot	0.16	0.15	-4.67
		8474	Machinery for sorting, screening, separating, washing, crushing, grinding, mix	0.00	0.14	-
		0102	Live bovine animals.	0.34	0.14	-59.30
		3926	Other articles of plastics and articles of other materials of headings 39.01 to 3	0.07	0.13	-
		2009	Fruit juices (including grape must) and vegetable juices, unfermented and no	0.09	0.11	22.02

Table 7c (Ctd): Intra-EAC Domestic Exports of the major twenty products, 2014 compared to 2013 (US\$, million)

Partner State	Country of Destination	Hs Level	Description of Goods	2013	2014	2013/14 % change		
Burundi	Kenya	2 digits						
		09	COFFEE, TEA, MATE AND SPICES	6.63	11.94	80.22		
		85	Electrical mchy equip parts thereof, sound recorder etc	0.00	0.43	10864.23		
		72	IRON AND STEEL	0.03	0.11	272.01		
		73	ARTICLES OF IRON AND STEEL	0.33	0.06	-80.97		
		39	PLASTICS AND ARTICLES THEREOF	0.11	0.05	-55.15		
		23	RESIDUES & WASTE FROM THE FOOD INDUSTRY; PREPARED FODDER	0.05	0.04	-17.00		
		27	MINERAL FUELS, OILS & PRODUCT OF THEIR DISTILLATION; ETC	0.00	0.03	3137.58		
		70	GLASS AND GLASSWARE	0.02	0.03	63.04		
		87	VEHICLES O/T RAILW/TRANW ROLL-STOCK, PTS & ACCESSORIES	0.03	0.02	-10.85		
		24	TOBACCO AND MANUFACTURED TOBACCO SUBSTITUTES	-	0.01	-		
		84	Nuclear reactors, boilers, mchy & mech appliance, parts	0.03	0.01	-62.39		
		44	WOOD AND ARTICLES OF WOOD; WOOD CHARCOAL	0.00	0.00	-88.24		
		49	PRINTED BOOKS, NEWSPAPERS, PICTURES & OTHER PRODUCT ETC	-	0.00	-		
		76	ALUMINIUM AND ARTICLES THEREOF	-	0.00	-		
		42	ARTICLES OF LEATHER; SADDLERY/HARNESS; TRAVEL GOODS ETC	-	0.00	-		
				4digits				
				0902	Tea, whether or not flavoured.:	12.12	11.94	-1.48
				8519	Turntables (record-decks), record-players, cassette-players and other sound reproducing:	1.43	0.42	-70.35
				7204	Ferrous waste and scrap; remelting scrap ingots of iron or steel.:	1.22	0.11	-90.98
				7311	:	0.63	0.06	-90.14
				3917	Tubes, pipes and hoses, and fittings therefor (for example, joints, elbows, flanges), of:	0.09	0.04	-52.59
				2302	Bran, sharps and other residues, whether or not in the form of pellets, derived from the:	0.05	0.04	-17.00
				2710	Petroleum oils and oils obtained from bituminous minerals, other than crude; preparation:	0.00	0.03	-
				7001	Cullet and other waste and scrap of glass; glass in the mass.:	0.00	0.03	-
				8704	Motor vehicles for the transport of goods.:	0.00	0.02	-
				2401	Unmanufactured tobacco; tobacco refuse.:	0.00	0.01	-
				8443	Printing machinery used for printing by means of the printing type, blocks, plates, cyli:	0.00	0.01	-
				8548	:	0.00	0.00	-
				3915	Waste, parings and scrap, of plastics.:	0.00	0.00	-
				8708	Parts and accessories of the motor vehicles of headings 87.01 to 87.05.:	0.00	0.00	-
				8438	Machinery, not specified or included elsewhere in this Chapter, for the industrial preparation:	0.00	0.00	-
				8506	Primary cells and primary batteries.:	0.00	0.00	-
				4409	Wood (including strips and friezes for parquet flooring, not assembled) continuously shaped:	0.00	0.00	-
				4911	Other printed matter, including printed pictures and photographs.:	0.00	0.00	-
				7613	:	0.00	0.00	-
				4202	Trunks, suit-cases, vanity-cases, executive-cases, brief-cases, school satchels, spectacles:	0.00	0.00	-

Table 7c (Ctd): Intra-EAC Domestic Exports of the major twenty products, 2014 compared to 2013 (US\$, million)

Partner State	Country of Destination	Hs Level	Description of Goods	2013	2014	2013/14 % change		
Burundi	Tanzania	2 digits						
		22	BEVERAGES, SPIRITS AND VINEGAR	0.02	0.46	-11.20		
		72	IRON AND STEEL	0.09	0.43	182.13		
		70	GLASS AND GLASSWARE	0.11	0.40	648.44		
		24	TOBACCO AND MANUFACTURED TOBACCO SUBSTITUTES	1.16	0.32	114.57		
		34	SOAP, ORGANIC SURFACE-ACTIVE AGENTS, WASHING PREP, ETC	0.09	0.28	258.72		
		39	PLASTICS AND ARTICLES THEREOF	0.02	0.27	11.34		
		38	Miscellaneous chemical products	0.05	0.18	2.56		
		87	VEHICLES O/T RAILW/TRANW ROLL-STOCK, PTS & ACCESSORIES	0.07	0.13	0.77		
		09	COFFEE, TEA, MATE AND SPICES	7.10	0.11	-0.98		
		08	EDIBLE FRUIT AND NUTS; PEEL OF CITRUS FRUIT OR MELONS	0.04	0.06	0.52		
		85	Electrical mchy equip parts thereof, sound recorder etc	0.97	0.02	-0.98		
		55	Man-made staple fibres	0.00	0.02	-		
		48	PAPER & PAPERBOARD; ART OF PAPER PULP, PAPER/PAPERBOARD	0.00	0.01	-		
		84	Nuclear reactors, boilers, mchy & mech appliance, parts	0.01	0.01	-0.14		
		44	WOOD AND ARTICLES OF WOOD; WOOD CHARCOAL	0.00	0.01	-		
		73	ARTICLES OF IRON AND STEEL	0.00	0.00	-		
		63	OTHER MADE UP TEXTILE ARTICLES; SETS; WORN CLOTHING ETC	0.00	0.00	-		
		40	RUBBER AND ARTICLES THEREOF	0.00	0.00	-		
		12	OIL SEED, OLEAGINOUS FRUITS; MISCELLANEOUS GRAIN, SEED, FRUIT ETC	0.00	0.00	-		
		01	Live animals	0.00	0.00	-		
				4digits				
				2203	Beer made from malt.:	0.02	0.46	-11.39
				7010	Carboys, bottles, flasks, jars, pots, phials, ampoules and other containers, of glass, or:	0.02	0.38	107.84
				2402	Cigars, cheroots, cigarillos and cigarettes, of tobacco or of tobacco substitutes.:	1.16	0.32	648.44
				3401	Soap; organic surface-active products and preparations for use as soap, in the form of bars:	0.09	0.28	-99.17
				3923	Articles for the conveyance or packing of goods, of plastics; stoppers, lids, caps and corks:	0.02	0.27	11.56
				7204	Ferrous waste and scrap; remelting scrap ingots of iron or steel.:	0.09	0.26	2.04
				3824	:	0.05	0.18	2.62
				7219	Flat-rolled products of stainless steel, of a width of 600 mm or more.:	0.00	0.17	-
				8703	Motor cars and other motor vehicles principally designed for the transport of persons (or:	0.06	0.13	0.96
				0902	Tea, whether or not flavoured.:	3.80	0.11	-0.97
				0804	Dates, figs, pineapples, avocados, guavas, mangoes and mangosteens, fresh or dried.:	0.00	0.03	-
				0803	Bananas, including plantains, fresh or dried.:	0.04	0.03	-0.26
				7001	Cullet and other waste and scrap of glass; glass in the mass.:	0.09	0.02	-0.77
				5502	:	0.00	0.02	-
				8548	:	0.00	0.02	-
				4813	Cigarette paper, whether or not cut to size or in the form of booklets or tubes.:	0.00	0.01	-
				0801	Coconuts, Brazil nuts and cashew nuts, fresh or dried, whether or not shelled or peeled.:	0.00	0.00	-
				4413	Densified wood, in blocks, plates, strips or profile shapes.:	0.00	0.00	-
				7308	Structures (excluding prefabricated buildings of heading 94.06) and parts of structures:	0.00	0.00	-
				0901	Coffee, whether or not roasted or decaffeinated; coffee husks and skins; coffee substitutes:	3.30	0.00	-1.00

Table 7c (Ctd): Intra-EAC Domestic Exports of the major twenty products, 2014 compared to 2013 (US\$, million)

Partner State	Country of Destination	Hs Level	Description of Goods	2013	2014	2013/14 % change		
Burundi	Rwanda	2digits						
		34	SOAP, ORGANIC SURFACE-ACTIVE AGENTS, WASHING PREP, ETC	2.80	2.25	65.32		
		09	COFFEE, TEA, MATE AND SPICES	1.22	0.66	-97.47		
		87	VEHICLES O/T RAILW/TRANW ROOL-STOCK, PTS & ACCESSORIES	0.20	0.43	-42.00		
		72	IRON AND STEEL	0.70	0.30	-0.57		
		73	ARTICLES OF IRON AND STEEL	0.16	0.18	0.16		
		10	Cereals	0.00	0.18	-		
		39	PLASTICS AND ARTICLES THEREOF	0.18	0.16	-0.11		
		33	ESSENTIAL OILS & RESINOIDS; PERF, COSMETIC/TOILET PREP	0.04	0.13	2.35		
		70	GLASS AND GLASSWARE	0.35	0.10	-0.73		
		08	EDIBLE FRUIT AND NUTS; PEEL OF CITRUS FRUIT OR MELONS	0.07	0.08	0.05		
		41	RAW HIDES AND SKINS (OTHER THAN FURSKINS) AND LEATHER	0.06	0.08	0.35		
		52	Cotton	0.35	0.07	-0.81		
		84	Nuclear reactors, boilers, mchy & mech appliance, parts	0.05	0.07	0.41		
		85	Electrical mchy equip parts thereof, sound recorder etc	0.22	0.06	-0.71		
		21	Miscellaneous edible preparations	0.07	0.06	-0.16		
		40	RUBBER AND ARTICLES THEREOF	0.03	0.05	0.46		
		22	BEVERAGES, SPIRITS AND VINEGAR	0.19	0.05	-0.74		
		17	SUGARS AND SUGAR CONFECTIONERY	0.00	0.04	-		
		28	INORGN CHEM; COMPDs OF PREC MET, RADIOACT ELEMENTS ETC	0.00	0.04	-		
		81	Other base metals, cermet, articles thereof	0.00	0.03	-		
				4digits				
				3401	Soap; organic surface-active products and preparations for use as soap, in the form of b:	2.80	2.24	65.04
				0901	Coffee, whether or not roasted or decaffeinated; coffee husks and skins; coffee substitu:	0.90	0.66	-25.84
				8703	Motor cars and other motor vehicles principally designed for the transport of persons (o:	0.14	0.39	-97.18
				7311	:	0.07	0.18	-99.07
				1001	Wheat and meslin.:	0.00	0.18	281.65
				7214	Other bars and rods of iron or non-alloy steel, not further worked than forged, hot-roll:	0.58	0.18	-84.45
				3925	Builders' ware of plastics, not elsewhere specified or included.:	0.00	0.15	402.19
				7010	Carboys, bottles, flasks, jars, pots, phials, ampoules and other containers, of glass, o:	0.35	0.10	38810.96
				4101	Raw hides and skins of bovine (including buffalo) or equine animals (fresh, or salted, d:	0.05	0.08	-96.91
				3302	Mixtures of odoriferous substances and mixtures (including alcoholic solutions) with a b:	0.00	0.07	-
				0810	Other fruit, fresh.:	0.07	0.07	0.04
				5203	Cotton, carded or combed.:	0.00	0.07	-
				7204	Ferrous waste and scrap; remelting scrap ingots of iron or steel.:	0.11	0.07	-0.42
				2106	Food preparations not elsewhere specified or included.:	0.07	0.06	-0.16
				7219	Flat-rolled products of stainless steel, of a width of 600 mm or more.:	0.00	0.06	-
				3305	Preparations for use on the hair.:	0.00	0.05	-
				4009	Tubes, pipes and hoses, of vulcanised rubber other than hard rubber, with or without the:	0.00	0.05	-
		8428	Other lifting, handling, loading or unloading machinery (for example, lifts, escalators.:	0.00	0.05	-		
		2203	Beer made from malt.:	0.19	0.04	-0.77		
		1704	Sugar confectionery (including white chocolate), not containing cocoa.:	0.00	0.04	-		

Table 7c (Ctd): Intra-EAC Domestic Exports of the major twenty products, 2014 compared to 2013 (US\$, million)

Partner State	Country of Destination	Hs Level	Description of Goods	2013	2014	2013/14 % change		
Burundi	Uganda	2digits						
		09	COFFEE, TEA, MATE AND SPICES	0.24	1.56	-92.39		
		72	IRON AND STEEL	0.04	0.82	-83.85		
		84	Nuclear reactors, boilers, mchy & mech appliance, parts	0.02	0.29	-91.23		
		81	Other base metals, cermet, articles thereof	0.04	0.13	-99.82		
		39	PLASTICS AND ARTICLES THEREOF	0.04	0.05	0.41		
		87	VEHICLES O/T RAILW/TRANW ROOL-STOCK, PTS & ACCESSORIES	0.01	0.05	7.95		
		41	RAW HIDES AND SKINS (OTHER THAN FURSKINS) AND LEATHER	0.01	0.03	1.89		
		73	ARTICLES OF IRON AND STEEL	0.00	0.01	8.11		
		34	SOAP, ORGANIC SURFACE-ACTIVE AGENTS, WASHING PREP, ETC	0.00	0.01	-		
		33	ESSENTIAL OILS & RESINOIDS; PERF, COSMETIC/TOILET PREP	0.00	0.01	-		
		08	EDIBLE FRUIT AND NUTS; PEEL OF CITRUS FRUIT OR MELONS	0.01	0.01	-0.43		
		63	OTHER MADE UP TEXTILE ARTICLES; SETS; WORN CLOTHING ETC	0.00	0.00	-		
		76	ALUMINIUM AND ARTICLES THEREOF	4.02	0.00	-1.00		
		90	OPTICAL, PHOTO, CINE, MEAS, CHECKING, PRECISION, etc	0.00	0.00	#DIV/0!		
		85	Electrical mchy equip parts thereof, sound recorder etc	0.00	0.00	25.15		
		96	Miscellaneous manufactured articles	0.00	0.00	-		
		48	PAPER & PAPERBOARD; ART OF PAPER PULP, PAPER/PAPERBOARD	0.00	0.00	-		
		07	EDIBLE VEGETABLES AND CERTAIN ROOTS AND TUBERS	0.00	0.00	-		
		82	TOOL, IMPLEMENT, CUTLERY, SPOON & FORK, OF BASE MET ETC	0.00	0.00	-		
		49	PRINTED BOOKS, NEWSPAPERS, PICTURES & OTHER PRODUCT ETC	0.00	0.00	-		
				4digits				
				0901	Coffee, whether or not roasted or decaffeinated; coffee husks and skins; coffee substitu:	0.24	1.56	-92.39
				7204	Ferrous waste and scrap; remelting scrap ingots of iron or steel.:	0.04	0.82	-84.04
				8112	Beryllium, chromium, germanium, vanadium, gallium, hafnium, indium, niobium (columbium).:	0.04	0.13	-91.10
				8429	Self-propelled bulldozers, angledozers, graders, levellers, scrapers, mechanical shovels:	0.00	0.10	-
				8462	Machine-tools (including presses) for working metal by forging, hammering or die-stampin:	0.00	0.08	-
				8422	Dish washing machines; machinery for cleaning or drying bottles or other containers; mac:	0.02	0.04	-
				8704	Motor vehicles for the transport of goods.:	0.00	0.04	-
				3901	Polymers of ethylene, in primary forms.:	0.00	0.03	-
				4101	Raw hides and skins of bovine (including buffalo) or equine animals (fresh, or salted, d:	0.01	0.03	-
				8438	Machinery, not specified or included elsewhere in this Chapter, for the industrial prepa:	0.00	0.02	-
				8441	Other machinery for making up paper pulp, paper or paperboard, including cutting machine:	0.00	0.02	-
				3917	Tubes, pipes and hoses, and fittings therefor (for example, joints, elbows, flanges), of:	0.00	0.02	-
				3401	Soap; organic surface-active products and preparations for use as soap, in the form of b:	0.00	0.01	-
				8421	Centrifuges, including centrifugal dryers; filtering or purifying machinery and apparatus:	0.00	0.01	-
				8703	Motor cars and other motor vehicles principally designed for the transport of persons (o:	0.00	0.01	-
				3923	Articles for the conveyance or packing of goods, of plastics; stoppers, lids, caps and o:	0.04	0.01	-
				7306	Other tubes, pipes and hollow profiles (for example, open seam or welded, riveted or sim:	0.00	0.01	-
		3306	Preparations for oral or dental hygiene, including denture fixative pastes and powders.:	0.00	0.01	-		
		7216	Angles, shapes and sections of iron or non-alloy steel.:	0.00	0.01	-		
		8443	Printing machinery used for printing by means of the printing type, blocks, plates, cyli:	0.00	0.01	-		

Table 7c (Ctd): Intra-EAC Domestic Exports of the major twenty products, 2014 compared to 2013 (US\$, million)

Partner State	Country of Destination	Hs Level	Description of Goods	2013	2014	2013/14 % change		
Tanzania	Kenya	2 digits						
		28	Inorgn chem; compds of prec met, radioact elements etc	0.11	124.49	111533.88		
		84	Nuclear reactors, boilers, mchy & mech appliance; parts	30.14	51.12	69.57		
		34	Soap, organic surface-active agents, washing prep, etc	0.66	42.90	6366.43		
		30	Pharmaceutical products	0.33	41.27	12463.34		
		39	Plastics and articles thereof	2.76	32.57	1081.52		
		88	Aircraft, spacecraft, and parts of	1.19	31.93	2572.75		
		87	Vehicles o/t railw/tranw rool-stock, pts & accessories	1.95	30.26	1449.16		
		15	Animal/veg fats & oil & their cleavage products; etc	2.97	28.88	871.51		
		25	Salt; sulphur; earth & ston; plastering mat; lime & cem	5.31	27.35	415.45		
		85	Electrical mchy equip parts thereof; sound recorder etc	9.87	20.96	112.29		
		73	Articles of iron and steel	7.38	14.73	99.62		
		76	Aluminium and articles thereof	0.10	14.17	14802.59		
		17	Sugars and sugar confectionery	4.69	14.08	200.08		
		49	Printed books, newspapers, pictures & other product etc	0.02	13.32	63863.68		
		94	Furniture; bedding, mattress, matt support, cushion etc	0.21	12.56	5761.57		
		27	Mineral fuels, oils & product of their distillation; etc	11.80	12.50	5.95		
		83	Miscellaneous articles of basee metal	0.13	11.38	8329.66		
		02	Meat and edible meat offal	0.00	10.40	5502599.56		
		48	Paper & paperboard; art of paper pulp, paper/paperboard	29.26	10.10	-65.48		
		04	Dairy prod; birds' eggs; natural honey; edible prod nes	0.04	9.60	23239.54		
				4 digits				
				2839	Silicates; commercial alkali metal silicates	0.00	114.43	-
				3004	Medicaments of mixed or unmixed products, for retail sale	0.64	37.99	5866.45
				8802	Other aircraft (eg helicopters, aeroplanes); spacecraft, etc	0.92	30.48	3195.62
				3401	Soap; organic surface-active products in bars, etc; paper with soap,etc	1.24	26.53	2037.34
				3923	Articles for conveyance or packing of goods, of plastics	8.65	22.39	158.82
				8431	Parts suitable for use with the machinery of 84.25 to 84.30	3.52	20.66	-
				2523	Portland cement, aluminous cement, persulphate cement, etc	12.50	17.04	36.28
				3402	Non-soap surface-active agents; washing preparations in powder, liquid etc	0.07	14.5	20078.40
				1517	Margarine; edible preparations of animal or vegetable fats or oils, nes	0.00	13.83	-
				1704	Sugar confectionery (incl. White chocolate), not containing cocoa	0.25	13.81	5392.39
				8716	Trailers and semi-trailers; other vehicles, not machanically propelled	0.07	12.39	17164.92
				8507	Electric accumulators (incl. Separators therefor)	0.01	11.56	128088.07
				2710	Petroleum oils and oils obtained from bituminous minerals, other than crude	11.99	11.01	-8.19
				8309	Stoppers, caps and lids, capsules for bottles... Of base metal	0.00	9.9	324596.62
				2501	Salt/pure sodium chloride whether or not cont ant-caking agents;seawater	0.03	9.75	0.00
				0401	Milk and cream, not concentrated or sweetened	2.11	9.11	331.80
				8479	Machines and mechanical appliances, having individual functions, nes	0.00	8.76	9319048.94
				7615	Table, kitchen, household and sanitary articles... Of aluminium	0.00	8.62	-
				9406	Prefabricated buildings	0.00	8.44	-
				1511	Palm oil and its fractions wheather or not refined not chemically modified	0.00	8.11	-

Table 7c (Ctd): Intra-EAC Domestic Exports of the major twenty products, 2014 compared to 2013 (US\$, million)

Partner State	Country of Destination	Hs Level	Description of Goods	2013	2014	2013/14 % change		
Tanzania	Uganda	2 digits						
		44	Wood and articles of wood; wood charcoal	0.00	13.63	289961.72		
		84	Nuclear reactors, boilers, mchy & mech appliance; parts	12.45	4.21	-66.19		
		87	Vehicles o/t railw/tranw rool-stock, pts & accessories	1.33	3.79	184.89		
		30	Pharmaceutical products	0.71	3.54	395.28		
		15	Animal/veg fats & oil & their cleavage products; etc	0.96	2.43	152.32		
		85	Electrical mchy equip parts thereof; sound recorder etc	9.51	2.4	-74.76		
		24	Tobacco and manufactured tobacco substitutes	0.00	2.38	-		
		34	Soap, organic surface-active agents, washing prep, etc	0.22	1.99	811.15		
		90	OPTICAL, PHOTO, CINE, MEAS, CHECKING, PRECISION, etc	0.19	1.83	872.60		
		72	Iron and steel	0.95	1.45	52.56		
		22	Beverages, spirits and vinegar	2.16	1.35	-37.55		
		12	Oil seed, oleagi fruits; miscell grain, seed, fruit etc	0.61	1.33	119.79		
		48	Paper & paperboard; art of paper pulp, paper/paperboard	3.85	1.2	-68.80		
		10	Cereals	1.27	1.12	-11.67		
		04	Dairy prod; birds' eggs; natural honey; edible prod nes	0.02	1.07	4482.05		
		07	Edible vegetables and certain roots and tubers	0.06	1.05	1635.37		
		33	Essential oils & resinoids; perf, cosmetic/toilet prep	0.63	0.78	23.67		
		39	Plastics and articles thereof	2.42	0.57	-76.44		
		27	Mineral fuels, oils & product of their distillation; etc	8.25	0.49	-94.06		
		73	Articles of iron and steel	1.25	0.24	-80.81		
				4 digits				
				4404	Hoopwood; split poles; piles, etc; wooden sticks, etc; chipwood	0.00	8.72	-
				4403	Wood in the rough or roughly squared	0.00	4.91	0.00
				3004	Medicaments of mixed or unmixed products, for retail sale	0.41	3.48	0.00
				2401	Unmanufactured tobacco; tobacco refuse	0.00	2.38	-
				8704	Motor vehicles for the transport of goods	0.05	2.22	4304.94
				3401	Soap; organic surface-active products in bars, etc; paper with soap,etc	0.01	1.85	27636.13
				8429	Self-propelled bulldozers, angledozers, graders, levellers, etc	0.00	1.35	-
				8703	Motor cars and other motor vehicles for the transport of persons	0.00	1.33	-
				7210	Rolled iron or non-alloy steel, >=600mm wide, clad, plated or coated	0.54	1.32	-
				8459	Machine-tools for drilling, boring, milling... By removing metal	0.04	1.26	2966.81
				2201	Waters, (incl. Mineral waters and aerated waters); ice and snow	0.00	1.18	23599900.00
				9015	Surveying, hydrographic, oceanographic... Instruments/appliances, nes	0.03	1.15	3348.28
				1511	Palm oil and its fractions wheather or not refined not chemically modified	0.00	1.02	0.00
				8517	Electrical apparatus for line telephony or line telegraphy	0.00	0.92	18508.41
				4821	Paper or paperboard labels of all kinds, whether or not printed	0.13	0.92	599.35
				1515	Other fixed vegetable fats and oils (incl. Jojoba oil) and fractions	0.00	0.83	-
				0713	Dried leguminous vegetables, shelled	0.05	0.79	1627.64
				1008	Buckwheat, millet and canary seed and other cereals, nes	0.02	0.73	-
				1201	Soya beans	0.01	0.67	10990.88
				0402	Milk and cream, concentrated or sweetened	0.02	0.62	0.00

Table 7c (Ctd): Intra-EAC Domestic Exports of the major twenty products, 2014 compared to 2013 (US\$, million)

Partner State	Country of Destination	Hs Level	Description of Goods	2013	2014	2013/14 % change		
Tanzania	Burundi	2 digits						
			38	Miscellaneous chemical products	0.00	0.28	-	
			22	Beverages, spirits and vinegar	1.04	0.17	-83.62	
			87	Vehicles o/t railw/tranw rool-stock, pts & accessories	1.42	0.07	-95.07	
			39	Plastics and articles thereof	7.79	0.03	-99.62	
			72	Iron and steel	0.96	0.02	-97.93	
			09	Coffee, tea, mate and spices	0.01	0.00	-100.00	
			10	Cereals	0.21	0.00	-100.00	
			25	Salt; sulphur; earth & ston; plastering mat; lime & cem	0.00	0.00	-	
			30	Pharmaceutical products	0.79	0.00	-100.00	
			49	Printed books, newspapers, pictures & other product etc	0.00	0.00	-100.00	
			62	Art of apparel & clothing access, not knitted/crocheted	0.00	0.00	-	
			83	Miscellaneous articles of base metal	7.22	0.00	-100.00	
			85	Electrical mchy equip parts thereof; sound recorder etc	3.75	0.00	-100.00	
			94	Furniture; bedding, mattress, matt support, cushion etc	0.03	0.00	-100.00	
				4 digits				
				3824	Prepared binders for foundry mould or cores	0.00	0.28	-
				2203	Beer made from malt	0.14	0.17	22.10
				8703	Motor cars and other motor vehicles for the transport of persons	0.26	0.03	-88.63
				3915	Waste, parings and scrap, of plastics	0.00	0.03	-
				8704	Motor vehicles for the transport of goods	13.95	0.02	-99.86
				7224	Other alloy steel in primary forms; semi-products thereof	0.00	0.02	-
				8711	Motocycles (incl. Mopeds) and cycles fitted with an auxiliary motor	0.00	0.01	-
				8707	Bodies (incl. Cabs) for the motorvehicles of 87.01 to 87.05	0.00	0.01	-
				8708	Parts and accessories of the motor vehicles of 87.01 to 87.05	0.00	0.00	-
				8305	Fittings for loose-leaf binders or files, letter clips... Of base metal	0.00	0.00	-
				8517	Electrical apparatus for line telephony or line telegraphy	0.05	0.00	-100.00
				0901	Coffee; coffee husks and skins; coffee substitutes containing coffee	0.00	0.00	0.00
				9403	Other furniture and parts thereof	3.46	0.00	-100.00
				6203	Men's or boys' suits, ensembles, jackets, blazers, trousers, etc	0.00	0.00	-
				4901	Printed books, brochures, leaflets and similar printed matter	0.00	0.00	-
				2505	Natural sands of all kinds, (excl. Metal-bearing sands of chapter 26)	0.00	0.00	-
				8512	Electrical lighting/signalling equipment, etc, for cycles/motor vehicles	0.00	0.00	-
		1007	Grain sorghum	0.00	0.00	-		
		3002	Human blood; animal blood; antisera, etc; vaccines, toxins, etc	0.00	0.00	-		

Table 7c (Ctd): Intra-EAC Domestic Exports of the major twenty products, 2014 compared to 2013 (US\$, million)

Partner State	Country of Destination	Hs Level	Description of Goods	2013	2014	2013/14 % change		
Tanzania	Rwanda	2 digits						
			44	Wood and articles of wood; wood charcoal	0.05	2.57	5040.00	
			85	Electrical mchy equip parts thereof; sound recorder etc	0.39	0.32	-17.95	
			87	Vehicles o/t railw/tranw rool-stock, pts & accessories	0.48	0.16	-66.67	
			84	Nuclear reactors, boilers, mchy & mech appliance; parts	1.51	0.07	-95.36	
			90	OPTICAL, PHOTO, CINE, MEAS, CHECKING, PRECISION, etc	0.00	0.08	-	
			70	Glass and glassware	5.14	0.01	-99.81	
			82	Tool, implement, cutlery, spoon & fork, of base met etc	0.28	0.01	-96.43	
			22	Beverages, spirits and vinegar	2.86	0.01	-99.65	
			28	Inorgn chem; compds of prec met, radioact elements etc	0.05	0.01	-80.00	
			25	Salt; sulphur; earth & ston; plastering mat; lime & cem	7.37	0.00	-100.00	
			96	Miscellaneous manufactured articles	0.03	0.00	-100.00	
			71	Natural/cultured pearls, prec stones & metals, coin etc	0.01	0.00	-100.00	
			40	Rubber and articles thereof	0.02	0.00	-100.00	
			72	Iron and steel	4.82	0.00	-100.00	
			42	Articles of leather; saddlery/harness; travel goods etc	0.01	0.00	-100.00	
			73	Articles of iron and steel	0.70	0.00	-100.00	
			68	Art of stone, plaster, cement, asbestos, mica/sim mat	0.00	0.00	-	
			39	Plastics and articles thereof	2.14	0.00	-	
			62	Art of apparel & clothing access, not knitted/crocheted	0.00	0.00	-	
		61	Art of apparel & clothing access, knitted or crocheted	0.00	0.00	-		
				4 digits				
				4404	Hoopwood; split poles; piles, etc; wooden sticks, etc; chipwood	0.00	2.03	-
				4403	Wood in the rough or roughly squared	0.00	0.54	-
				8517	Electrical apparatus for line telephony or line telegraphy	0.06	0.16	166.67
				8704	Motor vehicles for the transport of goods	0.18	0.09	-50.00
				8521	Video recording or reproducing apparatus	0.00	0.04	-
				8703	Motor cars and other motor vehicles for the transport of persons	0.00	0.03	-
				9022	Apparatus based on x-rays or on alpha, beta or gamma radiation, etc	0.00	0.03	-
				8430	Earth moving... Machinery, nes; pile-drivers/extractors; snow-ploughs	0.00	0.02	-
				8716	Trailers and semi-trailers; other vehicles, not machanically propelled	0.00	0.02	-
				8542	Electronic integrated circuits and microassemblies	0.00	0.02	-
				8528	Television receivers (incl. Video monitors and video projectors)	0.00	0.02	-
				8518	Microphones; loudspeakers; headphones...; electric amplifiers...	0.00	0.02	-
				8538	Parts suitable for use with the apparatus of 85.35, 85.36 or 85.37	0.00	0.02	-
				8435	Presses, crushers, etc, for making wine, cider, fruit juices, etc	0.00	0.01	-
				7001	Cullet and other waste of glass	0.00	0.01	-
				8205	Hand tools, nes; blow lamps; vices, clamps, etc; anvils, etc	0.03	0.01	-66.67
				8536	Electrical apparatus for switching... Electrical circuits, =<1000v	0.01	0.01	0.00
				2203	Beer made from malt	0.00	0.01	-
				8507	Electric accumulators (incl. Separators therefor)	0.01	0.01	0.00
				8701	Tractors (excl. Tractors of 87.09)	0.00	0.01	-

Table 7d : Major Domestic Exports of EAC Countries 2013 (US\$ million)

Partner State	HS level	Description of Goods	2013	
Uganda	2 digits			
	09	COFFEE, TEA, MATE AND SPICES	516.01	
	03	FISH & CRUSTACEAN, MOLLUSC & OTHER AQUATIC INVERTEBRATE	125.51	
	24	TOBACCO AND MANUFACTURED TOBACCO SUBSTITUTES	118.16	
	25	SALT; SULPHUR; EARTH & STON; PLASTERING MAT; LIME & CEM	103.64	
	72	IRON AND STEEL	91.47	
	15	ANIMAL/VEG FATS & OILS & THEIR CLEAVAGE PRODUCTS; ETC	73.00	
	41	RAW HIDES AND SKINS (OTHER THAN FURSKINS) AND LEATHER	64.35	
	06	LIVE TREE & OTHER PLANT; BULB, ROOT; CUT FLOWERS ETC	56.42	
	18	COCOA AND COCOA PREPARATIONS	54.83	
	11	PROD MILL INDUST; MALT; STARCHES; INULIN; WHEAT GLUTEN	42.18	
	22	BEVERAGES, SPIRITS AND VINEGAR	40.54	
	34	SOAP, ORGANIC SURFACE-ACTIVE AGENTS, WASHING PREP, ETC	35.71	
	12	OIL SEED, OLEAGI FRUITS; MISCELL GRAIN, SEED, FRUIT ETC	34.16	
	73	ARTICLES OF IRON OR STEEL	32.74	
	52	COTTON	31.70	
	23	RESIDUES & WASTE FROM THE FOOD INDUST; PREPR ANI FODDER	27.22	
	07	EDIBLE VEGETABLES AND CERTAIN ROOTS AND TUBERS	26.00	
	10	CEREALS	25.00	
	04	DAIRY PROD; BIRDS' EGGS; NATURAL HONEY; EDIBLE PROD NES	24.58	
	39	PLASTICS AND ARTICLES THEREOF	19.31	
		4 digits		
		0901	COFFEE; COFFEE HUSKS AND SKINS; COFFEE SUBSTITUTES CONTAINING COFFEE	425.25
		2401	UNMANUFACTURED TOBACCO; TOBACCO REFUSE	113.45
		0304	FISH FILLETS AND OTHER FISH MEAT, FRESH, CHILLED OR FROZEN	104.86
		2523	PORTLAND CEMENT, ALUMINOUS CEMENT, PERSULPHATE CEMENT, ETC	101.53
		0902	TEA	85.34
		1801	COCOA BEANS, WHOLEOR BROKEN, RAW OR ROASTED	54.82
		0602	OTHER LIVE PLANTS, CUTTINGS AND SLIPS, MUSHROOM SPAWN	54.48
		1516	ANIMAL OR VEGETABLE FATS AND OILS AND FRACTIONS, HYDROGENATED, ETC	40.51
		7214	IRON/STEEL BARS AND RODS, FORGED, ETC (INCL. TWISTED), UNCOILED	38.97
		4104	LEATHER OF BOVINE OR EQUINE ANIMALS, WITHOUT HAIR ON	37.73
		7210	ROLLED IRON OR NON-ALLOY STEEL, >=600MM WIDE, CLAD, PLATED OR COATED	35.87
		3401	SOAP; ORGANIC SURFACE-ACTIVE PRODUCTS IN BARS, ETC; PAPER WITH SOAP,ETC	30.65
		1207	OTHER OIL SEEDS AND OLEAGINOUS FRUITS	30.53
		1101	WHEAT OR MESLIN FLOUR	27.79
		5203	COTTON, CARDED OR COMBED	27.60
		4106	GOAT OR KID SKIN LEATHER, WITHOUT HAIR ON	25.94
		1511	PALM OIL AND ITS FRACTIONS	25.34
	1005	MAIZE(CORN)	23.05	
	7306	OTHER TUBES, PIPES AND HOLLOW PROFILES OF IRON OR STEEL, WELDED, NES	20.33	
	2202	WATERS (INCL. MINERAL AND AERATED), WITH ADDED SUGAR...(INCL. SWEETENED)	18.73	

Table 7d (Ctd) : Major Domestic Exports of EAC Countries 2013 (US\$ million)

Partner State	HS level	Description of Goods	2013	
Tanzania	2 digits			
	84	NUCLEAR REACTORS, BOILERS, MCHY & MECH APPLIANCE; PARTS	45.00	
	48	PAPER & PAPERBOARD; ART OF PAPER PULP, PAPER/PAPERBOARD	36.00	
	27	MINERAL FUELS, OILS & PRODUCT OF THEIR DISTILLATION; ETC	29.00	
	63	OTHER MADE UP TEXTILE ARTICLES; SETS; WORN CLOTHING ETC	28.00	
	10	CEREALS	26.00	
	25	SALT; SULPHUR; EARTH & STON; PLASTERING MAT; LIME & CEM	20.00	
	31	FERTILISERS	20.00	
	85	ELECTRICAL MCHY EQUIP PARTS THEREOF; SOUND RECORDER ETC	20.00	
	39	PLASTICS AND ARTICLES THEREOF	15.00	
	11	PROD MILL INDUST; MALT; STARCHES; INSULIN; WHEAT GLUTEN	14.00	
	23	RESIDUES & WASTE FROM THE FOOD INDUST; PREPR ANI FODDER	14.00	
	09	COFFEE, TEA, MATE AND SPICES	12.00	
	22	BEVERAGES, SPIRITS AND VINEGAR	12.00	
	70	GLASS AND GLASSWARE	12.00	
	12	OIL SEED, OLEAGI FRUITS; MISCELL GRAIN, SEED, FRUIT ETC	10.00	
	73	ARTICLES OF IRON AND STEEL	10.00	
	07	EDIBLE VEGETABLES AND CERTAIN ROOTS AND TUBERS	9.00	
	72	IRON AND STEEL	7.00	
	44	WOOD AND ARTICLES OF WOOD; WOOD CHARCOAL	6.00	
	52	COTTON	6.00	
		4 digits		
		4804	UNCOATED KRAFT PAPER AND PAPERBOARD, IN ROLLS OR SHEETS (EXCL. 48.02+03)	22.00
		8479	MACHINES AND MECHANICAL APPLIANCES, HAVING INDIVIDUAL FUNCTIONS, NES	21.00
		3105	MINERAL OR CHEMICAL FERTILIZERS, NES; OTHER FERTILIZERS; GOODS =<10KG	19.00
		6304	OTHER FURNISHING ARTICLES, NES (EXCL. OF 94.04)	14.00
		1103	CEREAL GROATS, MEAL AND PELLETS	13.00
		2306	OIL-CAKE AND OTHER SOLID RESIDUES, OF VEGETABLE FATS	13.00
		2523	PORTLAND CEMENT, ALUMINOUS CEMENT, PERSULPHATE CEMENT, ETC	13.00
		1006	RICE	12.00
			PETROLEUM OILS AND OILS OBTAINED FROM BITUMINOUS MINERALS, OTHER THAN	
		2710	CRUDE	12.00
	2712	PETROLEUM JELLY; PARAFFIN WAX... AND OTHER MINERAL WAXES, ETC	12.00	
	6305	SACKS AND BAGS, USED FOR PACKING GOODS	12.00	
	0902	TEA	11.00	
	7010	CARBOYS, BOTTLES, FLASKS... AMPOULES, ETC; STOPPERS, LIDS..., OF GLASS	11.00	
	3923	ARTICLES FOR CONVEYANCE OR PACKING OF GOODS, OF PLASTICS	9.00	
	8506	PRIMARY CELLS AND PRIMARY BATTERIES	9.00	
	1005	MAIZE(CORN)	7.00	
	4821	PAPER OR PAPERBOARD LABELS OF ALL KINDS, WHETHER OR NOT PRINTED	7.00	
	0708	LEGUMINOUS VEGETABLES, SHELLED OR UNSHELLED, FRESH OR CHILLED	6.00	
	1001	WHEAT AND MESLIN	6.00	
	8405	PRODUCER GAS OR WATER GAS GENERATORS; ACETYLENE GAS GENERATORS, ETC	6.00	

Table 7d (Ctd) : Major Domestic Exports of EAC Countries 2013 (US\$ million)

Partner State	HS level	Description of Goods	2013
Rwanda	2 digits		
	26	Ores, slag and ash	222.22
	09	Coffee, tea, mate and spices	113.17
	22	Beverages, spirits and vinegar	21.23
	11	Products of the milling industry; malt; starches; inulin; wheat gluten	20.68
	73	Articles of iron or steel	16.29
	41	Raw hides and skins (other than furskins) and leather	16.00
	01	Live animals	7.90
	63	Other made up textile articles; sets; worn clothing and worn textile articles; rags	6.50
	72	Iron and steel	5.13
	07	Edible vegetables and certain roots and tubers	4.33
	12	Oil seeds and oleaginous fruits; miscellaneous grains, seeds and fruit; industrial or medicinal	4.18
	84	Nuclear reactors, boilers, machinery and mechanical appliances; parts thereof	4.15
	25	Salt; sulphur; earths and stone; plastering materials, lime and cement	3.74
	39	Plastics and articles thereof	3.51
	94	Furniture; bedding, mattresses, mattress supports, cushions and similar stuffed furnishings	3.20
	80	Tin and articles thereof	3.12
	85	Electrical machinery and equipment and parts thereof; sound recorders and reproducers	2.92
	10	Cereals	2.66
	19	Preparations of cereals, flour, starch or milk; pastrycooks' products	2.03
33	Essential oils and resinoids; perfumery, cosmetic or toilet preparations	1.78	
	4 digits		
	2615	Niobium, tantalum, vanadium or zirconium ores and concentrates.	134.57
	0902	Tea, whether or not flavoured.	61.55
	2609	Tin ores and concentrates.	57.96
	0901	Coffee, whether or not roasted or decaffeinated; coffee husks and skins; coffee substitutes	51.61
	2611	Tungsten ores and concentrates.	29.02
	2203	Beer made from malt.	17.74
	7311	Containers for compressed or liquefied gas, of iron or steel.	15.95
	4101	Raw hides and skins of bovine (including buffalo) or equine animals (fresh, or salted, d	11.67
	1101	Wheat or meslin flour.	9.76
	1102	Cereal flours other than of wheat or meslin.	8.60
	0102	Live bovine animals.	7.44
	6309	Worn clothing and other worn articles.	6.44
	4103	Other raw hides and skins (fresh, or salted, dried, limed, pickled or otherwise preserved)	4.33
	1211	Plants and parts of plants (including seeds and fruits), of a kind used primarily in perfumery,	4.10
	2202	Waters, including mineral waters and aerated waters, containing added sugar or other sweeteners	3.20
	7210	Flat-rolled products of iron or non-alloy steel, of a width of 600 mm or more, clad, plated or	3.14
	8001	Unwrought tin.	3.12
	2523	Portland cement, aluminous cement, slag cement, supersulphate cement and similar hydraulic	2.91
	9404	Mattress supports; articles of bedding and similar furnishing (for example, mattresses,	2.90
	3923	Articles for the conveyance or packing of goods, of plastics; stoppers, lids, caps and other closures	2.80

Table 7d (Ctd) : Major Domestic Exports of EAC Countries 2013 (US\$ million)

Partner State	HS level	Description of Goods	2013	
Kenya	2 digits			
	09	Coffee, tea, maté and spices.	1,418.93	
	06	Live trees and other plants; bulbs, roots and the	538.01	
	07	Edible vegetables and certain roots and tubers.	262.87	
	39	Plastics and articles thereof.	166.88	
	25	Salt; sulphur; earths and stone; plastering materials	165.52	
	24	Tobacco and manufactured tobacco substitutes.	159.18	
	72	Iron and steel.	151.55	
	20	Preparations of vegetables, fruit, nuts or other products	151.26	
	61	Articles of apparel and clothing accessories, knitted	141.33	
	62	Articles of apparel and clothing accessories, not knitted	140.05	
	28	Inorganic chemicals; organic or inorganic compounds	128.31	
	15	Animal or vegetable fats and oils and their preparations	120.96	
	34	Soap, organic surface-active agents, washing preparations	112.16	
	41	Raw hides and skins (other than furskins) and leather	100.15	
	71	Natural or cultured pearls, precious or semi-precious stones	93.00	
	22	Beverages, spirits and vinegar.	82.77	
	30	Pharmaceutical products.	81.99	
	08	Edible fruit and nuts; peel of citrus fruit or melons	79.54	
	85	Electrical machinery and equipment and parts thereof	75.66	
	48	Paper and paperboard; articles of paper pulp, of paper	68.56	
		4 digits		
		0902	Tea	1,215.14
		0603	Cut flowers and flower buds for ornamental purpose	480.17
		0901	Coffee; coffee husks and skins; coffee substitutes	190.81
		0708	Leguminous vegetables, shelled or unshelled, fresh	126.71
		2836	Carbonates; peroxocarbonates; commercial ammonium	107.84
		2523	Portland cement, aluminous cement, persulphate cement	103.60
		2402	Cigars, cigarillos, cigarettes, etc, of tobacco or	101.54
		3923	Articles for conveyance or packing of goods, of plastics	90.47
		7108	Gold, unwrought or in semi-manufactured forms, or	88.82
		7210	Rolled iron or non-alloy steel, >=600mm wide, clad	85.36
		6204	Women's or girls' suits, ensembles, jackets, dress	76.93
		2008	Fruit, nuts and other parts of plants, otherwise prepared	70.57
		3004	Medicaments of mixed or unmixed products, for retail	63.96
		3401	Soap; organic surface-active products in bars, etc	62.88
		1704	Sugar confectionery (incl. White chocolate), not containing	62.61
		1511	Palm oil and its fractions whether or not refined	62.04
		0602	Other live plants, cuttings and slips, mushroom species	56.79
		0713	Dried leguminous vegetables, shelled	55.68
		0709	Other vegetables, fresh or chilled	51.18
		0804	Dates, figs, pineapples...etc, fresh or dried	43.41

Table 7d (Ctd) : Major Domestic Exports of EAC Countries 2013 (US\$ million)

Partner State	HS level	Description of Goods	2013	
Burundi	2 digits			
	71	Natural/Cultured Pearls, Prec Stones & Metals, Coin Etc	80.10	
	09	Coffee, Tea, Mate And Spices	37.48	
	34	Soap, Organic Surface-Active Agents, Washing Prep, Etc	6.15	
	26	Ores, Slag And Ash	4.09	
	76	Aluminium And Articles Thereof	4.04	
	24	Tobacco And Manufactured Tobacco Substitutes	2.96	
	11	Prod Mill Indust; Malt; Starches; Insulin; Wheat Gluten	2.92	
	22	Beverages, Spirits And Vinegar	2.30	
	41	Raw Hides And Skins (Other Than Furskins) And Leather	2.09	
	72	Iron And Steel	1.92	
	70	Glass And Glassware	1.79	
	52	Cotton	1.74	
	85	Electrical Mchy Equip Parts Thereof, Sound Recorder Etc	1.63	
	39	Plastics And Articles Thereof	1.35	
	73	Articles Of Iron And Steel	0.50	
	87	Vehicles O/T Railw/Tranw Rool-Stock, Pts & Accessories	0.48	
	21	Miscellaneous Edible Preparations	0.33	
	98	Effets Personnels Dépourvus De Tout Caractère Commercial	0.26	
	03	Fish & Crustacean, Mollusc & Other Aquatic Invertebrate	0.25	
	15	Animal/Veg Fats & Oil & Their Cleavage Products; Etc	0.24	
		4 digits		
	7108	Gold (Including Gold Plated With Platinum) Unwrought Or In Semi-Manufactured Forms, Or I	80.10	
	0901	Coffee, Whether Or Not Roasted Or Decaffeinated; Coffee Husks And Skins; Coffee Substitu	25.35	
	0902	Tea, Whether Or Not Flavoured.	12.13	
	3401	Soap; Organic Surface-Active Products And Preparations For Use As Soap, In The Form Of B	5.92	
	7602	Aluminium Waste And Scrap	4.02	
	2402	Cigars, Cheroots, Cigarillos And Cigarettes, Of Tobacco Or Of Tobacco Substitutes.	2.96	
	1101	Wheat Or Meslin Flour	2.90	
	2203	Beer Made From Malt.	2.19	
	7010	Carboys, Bottles, Flasks, Jars, Pots, Phials, Ampoules And Other Containers, Of Glass, O	1.70	
	7214	Other Bars And Rods Of Iron Or Non-Alloy Steel, Not Further Worked Than Forged, Hot-Roll	1.61	
	2611	Tungsten Ores And Concentrates	1.50	
	5203	Cotton, Carded Or Combed.	1.42	
	2615	Niobium, Tantalum, Vanadium Or Zirconium Ores And Concentrates.	1.40	
	3923	Articles For The Conveyance Or Packing Of Goods, Of Plastics; Stoppers, Lids, Caps And O	1.21	
	2617	Other Ores And Concentrates.	1.19	
	8502	Electric Generating Sets And Rotary Converters.	0.97	
	4104	Tanned Or Crust Hides And Skins Of Bovine (Including Buffalo) Or Equine Animals, Without	0.63	
	4112	Leather Further Prepared After Tanning Or Crusting, Including Parchment-Dressed Leather, Etc.	0.62	
4106	Tanned Or Crust Hides And Skins Of Other Animals, Without Wool Or Hair On, Whether Or No	0.47		
7311	Containers For Compressed Or Liquefied Gas, Of Iron Or Steel	0.39		

Table 7d (Ctd) : Major Domestic Exports of EAC Countries 2013 (US\$ million)

Partner State	HS level	Description of Goods	2013	
Burundi	2 digits			
	71	Natural/Cultured Pearls, Prec Stones & Metals, Coin Etc	80.10	
	09	Coffee, Tea, Mate And Spices	37.48	
	34	Soap, Organic Surface-Active Agents, Washing Prep, Etc	6.15	
	26	Ores, Slag And Ash	4.09	
	76	Aluminium And Articles Thereof	4.04	
	24	Tobacco And Manufactured Tobacco Substitutes	2.96	
	11	Prod Mill Indust; Malt; Starches; Insulin; Wheat Gluten	2.92	
	22	Beverages, Spirits And Vinegar	2.30	
	41	Raw Hides And Skins (Other Than Furskins) And Leather	2.09	
	72	Iron And Steel	1.92	
	70	Glass And Glassware	1.79	
	52	Cotton	1.74	
	85	Electrical Mchy Equip Parts Thereof, Sound Recorder Etc	1.63	
	39	Plastics And Articles Thereof	1.35	
	73	Articles Of Iron And Steel	0.50	
	87	Vehicles O/T Railw/Tranw Rool-Stock, Pts & Accessories	0.48	
	21	Miscellaneous Edible Preparations	0.33	
	98	Effets Personnels Dépourvus De Tout Caractère Commercial	0.26	
	03	Fish & Crustacean, Mollusc & Other Aquatic Invertebrate	0.25	
	15	Animal/Veg Fats & Oil & Their Cleavage Products; Etc	0.24	
		4 digits		
	7108	Gold (Including Gold Plated With Platinum) Unwrought Or In Semi-Manufactured Forms, Or I	80.10	
	0901	Coffee, Whether Or Not Roasted Or Decaffeinated; Coffee Husks And Skins; Coffee Substitu	25.35	
	0902	Tea, Whether Or Not Flavoured.	12.13	
	3401	Soap; Organic Surface-Active Products And Preparations For Use As Soap, In The Form Of B	5.92	
	7602	Aluminium Waste And Scrap	4.02	
	2402	Cigars, Cheroots, Cigarillos And Cigarettes, Of Tobacco Or Of Tobacco Substitutes.	2.96	
	1101	Wheat Or Meslin Flour	2.90	
	2203	Beer Made From Malt.	2.19	
	7010	Carboys, Bottles, Flasks, Jars, Pots, Phials, Ampoules And Other Containers, Of Glass, O	1.70	
	7214	Other Bars And Rods Of Iron Or Non-Alloy Steel, Not Further Worked Than Forged, Hot-Roll	1.61	
	2611	Tungsten Ores And Concentrates	1.50	
	5203	Cotton, Carded Or Combed.	1.42	
	2615	Niobium, Tantalum, Vanadium Or Zirconium Ores And Concentrates.	1.40	
	3923	Articles For The Conveyance Or Packing Of Goods, Of Plastics; Stoppers, Lids, Caps And O	1.21	
	2617	Other Ores And Concentrates.	1.19	
	8502	Electric Generating Sets And Rotary Converters.	0.97	
	4104	Tanned Or Crust Hides And Skins Of Bovine (Including Buffalo) Or Equine Animals, Without	0.63	
	4112	Leather Further Prepared After Tanning Or Crusting, Including Parchment-Dressed Leather, Etc.	0.62	
4106	Tanned Or Crust Hides And Skins Of Other Animals, Without Wool Or Hair On, Whether Or No	0.47		
7311	Containers For Compressed Or Liquefied Gas, Of Iron Or Steel	0.39		

Table 7e : Major Domestic Exports of EAC Countries 2014 (US\$ million)

Partner State	HS level	Description of Goods	FOB Values	
Uganda	2 digits			
	09	Coffee, tea, mate and spices	498.03	
	03	Fish & crustacean, mollusc & other aquatic invertebrate	134.49	
	72	Iron and steel	89.87	
	25	Salt; sulphur; earth & ston; plastering mat; lime & cem	89.85	
	41	Raw hides and skins (other than furskins) and leather	73.76	
	15	Animal/veg fats & oils & their cleavage products; etc	73.43	
	24	Tobacco and manufactured tobacco substitutes	63.99	
	12	Oil seed, oleagi fruits; miscell grain, seed, fruit etc	61.30	
	18	Cocoa and cocoa preparations	59.43	
	06	Live tree & other plant; bulb, root; cut flowers etc	57.61	
	11	Prod mill indust; malt; starches; inulin; wheat gluten	47.39	
	27	Mineral fuels, oils & product of their distillation; etc	35.70	
	34	Soap, organic surface-active agents, washing prep, etc	35.65	
	10	Cereals	35.26	
	07	Edible vegetables and certain roots and tubers	34.48	
	22	Beverages, spirits and vinegar	30.35	
	04	Dairy prod; birds' eggs; natural honey; edible prod nes	28.89	
	73	Articles of iron or steel	28.35	
	17	Sugars and sugar confectionery	25.35	
	52	Cotton	21.96	
		4 digits		
		0901	Coffee; coffee husks and skins; coffee substitutes containing coffee	410.02
		0304	Fish fillets and other fish meat, fresh, chilled or frozen	97.65
		2523	Portland cement, aluminous cement, persulphate cement, etc	86.31
		0902	Tea	84.49
		2401	Unmanufactured tobacco; tobacco refuse	60.45
		1801	Cocoa beans, whole or broken, raw or roasted	59.43
		0602	Other live plants, cuttings and slips, mushroom spawn	56.36
	1207	Other oil seeds and oleaginous fruits	56.31	
	1516	Animal or vegetable fats and oils and fractions, hydrogenated, etc	50.31	
	7210	Rolled iron or non-alloy steel, >=600mm wide, clad, plated or coated	47.15	
	4104	Leather of bovine or equine animals, without hair on	42.52	
	0305	Fish, salted, dried...; smoked fish; fish meal fit for human consumption	36.42	
	2716	Electrical energy	34.18	
	7214	Iron/steel bars and rods, forged, etc (incl. Twisted), uncoiled	31.08	
	3401	Soap; organic surface-active products in bars, etc; paper with soap, etc	30.76	
	4106	Goat or kid skin leather, without hair on	29.97	
	1005	Maize(corn)	28.56	
	1101	Wheat or meslin flour	28.28	
	1701	Cane or beet sugar and chemically pure sucrose, in solid form	24.77	
	0713	Dried leguminous vegetables, shelled	19.58	

Table 7e (Ctd) : Major Domestic Exports of EAC Countries 2014 (US\$ million)

Partner State	HS level	Description of Goods	FOB Values	
Rwanda	2 digits			
	26	Ores, slag and ash	201.88	
	09	Coffee, tea, mate and spices	118.44	
	11	Products of the milling industry; malt; starches; inulin; wheat gluten	27.29	
	41	Raw hides and skins (other than furskins) and leather	14.11	
	72	Iron and steel	11.83	
	71	Natural or cultured pearls, precious or semi-precious stones, precious metals, meta	7.89	
	01	Live animals	7.51	
	85	Electrical machinery and equipment and parts thereof; sound recorders and reprod	6.81	
	25	Salt; sulphur; earths and stone; plastering materials, lime and cement	5.39	
	88	Aircraft, spacecraft, and parts thereof	4.36	
	84	Nuclear reactors, boilers, machinery and mechanical appliances; parts thereof	3.65	
	90	Optical, photographic, cinematographic, measuring, checking, precision, medical or	3.65	
	07	Edible vegetables and certain roots and tubers	3.18	
	23	Residues and waste from the food industries; prepared animal fodder	3.03	
	69	Ceramic products	2.98	
	94	Furniture; bedding, mattresses, mattress supports, cushions and similar stuffed furn	2.83	
	22	Beverages, spirits and vinegar	2.17	
	39	Plastics and articles thereof	2.07	
	12	Oil seeds and oleaginous fruits; miscellaneous grains, seeds and fruit; industrial or	2.01	
	81	Other base metals; cermet; articles thereof	1.99	
		4 digits		
		2615	Niobium, tantalum, vanadium or zirconium ores and concentrates.	103.13
	2609	Tin ores and concentrates.	71.56	
	0901	Coffee, whether or not roasted or decaffeinated; coffee husks and skins; coffee sub	60.72	
	0902	Tea, whether or not flavoured.	57.71	
	2611	Tungsten ores and concentrates.	25.74	
	1101	Wheat or meslin flour.	16.40	
	7210	Flat-rolled products of iron or non-alloy steel, of a width of 600 mm or more, clad, p	9.67	
	4101	Raw hides and skins of bovine (including buffalo) or equine animals (fresh, or salte	8.04	
	7108	Gold (including gold plated with platinum) unwrought or in semi-manufactured for	7.60	
	1102	Cereal flours other than of wheat or meslin.	7.28	
	0102	Live bovine animals.	7.27	
	8517	Electrical apparatus for line telephony or line telegraphy, including line telephone	5.57	
	4103	Other raw hides and skins (fresh, or salted, dried, limed, pickled or otherwise prese	4.91	
	8803	Parts of goods of heading 88.01 or 88.02.	4.36	
	2523	Portland cement, aluminous cement, slag cement, supersulphate cement and simil	4.23	
	9018	Instruments and appliances used in medical, surgical, dental or veterinary sciences	3.26	
	1108	Starches; inulin.	3.11	
	2302	Bran, sharps and other residues, whether or not in the form of pellets, derived from	3.02	
	6901	Bricks, blocks, tiles and other ceramic goods of siliceous fossil meals (for example,	2.71	
	9404	Mattress supports; articles of bedding and similar furnishing (for example, mattress	2.68	

Table 7e (Ctd) : Major Domestic Exports of EAC Countries 2014 (US\$ million)

Partner State	HS level	Description of Goods	FOB Values	
Burundi	2 digits			
	09	COFFEE, TEA, MATE AND SPICES	65.2	
	71	NATURAL/CULTURED PEARLS, PREC STONES & METALS, COIN ETC	24.5	
	30	Pharmaceutical products	11.3	
	90	OPTICAL, PHOTO, CINE, MEAS, CHECKING, PRECISION, etc	10.7	
	34	SOAP, ORGANIC SURFACE-ACTIVE AGENTS, WASHING PREP, ETC	7.7	
	39	PLASTICS AND ARTICLES THEREOF	5.9	
	22	BEVERAGES, SPIRITS AND VINEGAR	5.7	
	11	PROD MILL INDUST; MALT; STARCHES; INSULIN; WHEAT GLUTEN	4.7	
	70	GLASS AND GLASSWARE	3.7	
	24	TOBACCO AND MANUFACTURED TOBACCO SUBSTITUTES	3.3	
	41	RAW HIDES AND SKINS (OTHER THAN FURSKINS) AND LEATHER	3.2	
	72	IRON AND STEEL	2.9	
	26	ORES, SLAG AND ASH	2.2	
	87	VEHICLES O/T RAILW/TRANW ROOL-STOCK, PTS & ACCESSORIES	1.3	
	85	Electrical mchy equip parts thereof, sound recorder etc	0.7	
	23	RESIDUES & WASTE FROM THE FOOD INDUST; PREPR ANI FODDER	0.7	
	84	Nuclear reactors, boilers, mchy & mech appliance, parts	0.7	
	73	ARTICLES OF IRON AND STEEL	0.5	
	03	FISH & CRUSTACEAN, MOLLUSC & OTHER AQUATIC INVERTEBRATE	0.3	
	40	RUBBER AND ARTICLES THEREOF	0.3	
		4 digits		
		2710	Petroleum oils and oils obtained from bituminous minerals, other than crude; preparation:	333.8
		0901	Coffee, whether or not roasted or decaffeinated; coffee husks and skins; coffee substitu:	51.7
		3004	Medicaments (excluding goods of heading 30.02, 30.05 or 30.06) consisting of mixed or un:	37.2
		8703	Motor cars and other motor vehicles principally designed for the transport of persons (o:	28.6
		8704	Motor vehicles for the transport of goods.:	27.4
		7108	Gold (including gold plated with platinum) unwrought or in semi-manufactured forms, or i:	24.5
		2523	Portland cement, aluminous cement, slag cement, supersulphate cement and similar hydraul:	19.7
		1001	Wheat and meslin.:	19.0
		8517	Electrical apparatus for line telephony or line telegraphy, including line telephone set:	18.7
		3105	Mineral or chemical fertilisers containing two or three of the fertilising elements nitr:	17.6
		8429	Self-propelled bulldozers, angledozers, graders, levellers, scrapers, mechanical shovels:	14.5
		0902	Tea, whether or not flavoured.:	13.5
		8544	and o:	13.4
		3006	Pharmaceutical goods specified in Note 4 to this Chapter.:	11.3
		7210	Flat-rolled products of iron or non-alloy steel, of a width of 600 mm or more, clad, pla:	11.1
		9018	Instruments and appliances used in medical, surgical, dental or veterinary sciences, inc:	10.5
		6304	Other furnishing articles, excluding those of heading 94.04.:	9.7
		1107	Malt, whether or not roasted.:	9.1
	1701	Cane or beet sugar and chemically pure sucrose, in solid form.:	9.0	
	3002	Human blood; animal blood prepared for therapeutic, prophylactic or diagnostic uses; ant:	7.8	

Table 7e (Ctd) : Major Domestic Exports of EAC Countries 2014 (US\$ million)

Partner State	HS level	Description of Goods	FOB Values	
Tanzania	2 digits			
	28	Inorgn chem; compds of prec met, radioact elements etc	124.58	
	84	Nuclear reactors, boilers, mchy & mech appliance; parts	55.40	
	34	Soap, organic surface-active agents, washing prep, etc	44.89	
	30	Pharmaceutical products	44.80	
	87	Vehicles o/t railw/tranw rool-stock, pts & accessories	34.26	
	39	Plastics and articles thereof	33.17	
	88	Aircraft, spacecraft, and parts of	31.93	
	15	Animal/veg fats & oil & their cleavage products; etc	31.31	
	25	Salt; sulphur; earth & ston; plastering mat; lime & cem	27.36	
	85	Electrical mchy equip parts thereof; sound recorder etc	23.68	
	44	Wood and articles of wood; wood charcoal	19.58	
	73	Articles of iron and steel	14.97	
	76	Aluminium and articles thereof	14.18	
	17	Sugars and sugar confectionery	14.08	
	49	Printed books, newspapers, pictures & other product etc	13.32	
	27	Mineral fuels, oils & product of their distillation; etc	12.99	
	94	Furniture; bedding, mattress, matt support, cushion etc	12.71	
	83	Miscellaneous articles of basee metal	11.44	
	48	Paper & paperboard; art of paper pulp, paper/paperboard	11.30	
	04	Dairy prod; birds' eggs; natural honey; edible prod nes	10.67	
		4 digits		
		2839	Silicates; commercial alkali metal silicates	114.43
		3004	Medicaments of mixed or unmixed products, for retail sale	41.47
		8802	Other aircraft (eg helicopters, aeroplanes); spacecraft, etc	30.48
		3401	Soap; organic surface-active products in bars, etc; paper with soap,etc	28.38
		3923	Articles for conveyance or packing of goods, of plastics	22.39
		8431	Parts suitable for use with the machinery of 84.25 to 84.30	21.04
		2523	Portland cement, aluminous cement, persulphate cement, etc	17.04
		3402	Non-soap surface-active agents; washing preparations in powder, liquid etc	14.64
		1517	Margarine; edible preparations of animal or vegetable fats or oils, nes	13.84
		1704	Sugar confectionery (incl. White chocolate), not containing cocoa	13.81
		8716	Trailers and semi-trailers; other vehicles, not machanically propelled	12.47
		8507	Electric accumulators (incl. Separators therefor)	11.63
		2710	Petroleum oils and oils obtained from bituminous minerals, other than crude	11.07
		4404	Hoopwood; split poles; piles, etc; wooden sticks, etc; chipwood	10.86
		8309	Stoppers, caps and lids, capsules for bottles... Of base metal	9.91
		2501	Salt/pure sodium chloride whether or not cont ant-caking agents;seawater	9.75
		401	Milk and cream, not concentrated or sweetened	9.52
		1511	Palm oil and its fractions wheather or not refined not chemically modified	9.13
		8479	Machines and mechanical appliances, having individual functions, nes	9.10
		7615	Table, kitchen, household and sanitary articles... Of aluminium	8.62

Table 7e (Ctd) : Major Domestic Exports of EAC Countries 2014 (US\$ million)

Partner State	HS level	Description of Goods	FOB Values	
Kenya	2 digits			
	09	Coffee, tea, maté and spices.	1,316.02	
	06	Live trees and other plants; bulbs, roots and the	620.95	
	07	Edible vegetables and certain roots and tubers.	239.95	
	62	Articles of apparel and clothing accessories, not	201.42	
	24	Tobacco and manufactured tobacco substitutes.	191.39	
	39	Plastics and articles thereof.	175.69	
	25	Salt; sulphur; earths and stone; plastering materi	168.87	
	20	Preparations of vegetables, fruit, nuts or other p	133.40	
	61	Articles of apparel and clothing accessories, knit	126.23	
	72	Iron and steel.	123.97	
	28	Inorganic chemicals; organic or inorganic compound	111.88	
	34	Soap, organic surface-active agents, washing prepa	103.78	
	08	Edible fruit and nuts; peel of citrus fruit or mel	102.38	
	26	Ores, slag and ash.	102.20	
	15	Animal or vegetable fats and oils and their cleava	95.58	
	30	Pharmaceutical products.	94.11	
	41	Raw hides and skins (other than furskins) and leat	87.84	
	27	Mineral fuels, mineral oils and products of their	73.26	
	22	Beverages, spirits and vinegar.	73.02	
	73	Articles of iron or steel.	67.29	
		4 digits		
		0902	Tea	1,069.08
		0603	Cut flowers and flower buds for ornamental purpose	553.10
		0901	Coffee; coffee husks and skins; coffee substitutes	231.37
		6204	Women's or girls' suits, ensembles, jackets, dress	105.08
		2402	Cigars, cigarillos, cigarettes, etc, of tobacco or	104.99
		0708	Leguminous vegetables, shelled or unshelled, fresh	99.30
		2523	Portland cement, aluminous cement, persulphate cem	93.51
		2836	Carbonates; peroxocarbonates; commercial ammonium	93.26
		3923	Articles for conveyance or packing of goods, of pl	92.79
		7210	Rolled iron or non-alloy steel, >=600mm wide, clad	83.09
		2614	Titanium ores	82.82
		3004	Medicaments of mixed or unmixed products, for reta	79.74
		2401	Unmanufactured tobacco; tobacco refuse	78.24
	0709	Other vegetables, fresh or chilled	77.20	
	2710	Petroleum oils and oils obtained from bituminous m	66.94	
	0602	Other live plants, cuttings and slips, mushroom sp	66.65	
	2008	Fruit, nuts and other parts of plants, otherwise p	62.42	
	1704	Sugar confectionery (incl. White chocolate), not c	60.79	
	6203	Men's or boys' suits, ensembles, jackets, blazers,	56.54	
	0804	Dates, figs, pineapples...etc, fresh or dried	51.79	

Table 7f: Twenty Major EAC Domestic Exports for 2014 compared to 2013 (US\$ million)

Partner State	HS level	Description of Goods	2013	2014	2013/14 % change	
Uganda	2 digits					
	09	Coffee, tea, mate and spices	516.01	498.03	(3.48)	
	03	Fish & crustacean, mollusc & other aquatic invertebrate	125.51	134.49	7.15	
	72	Iron and steel	91.47	89.87	(1.75)	
	25	Salt; sulphur; earth & ston; plastering mat; lime & cem	103.64	89.85	(13.31)	
	41	Raw hides and skins (other than furskins) and leather	64.35	73.76	14.62	
	15	Animal/veg fats & oils & their cleavage products; etc	73.00	73.43	0.60	
	24	Tobacco and manufactured tobacco substitutes	118.16	63.99	(45.85)	
	12	Oil seed, oleagi fruits; miscell grain, seed, fruit etc	34.16	61.30	79.43	
	18	Cocoa and cocoa preparations	54.83	59.43	8.40	
	06	Live tree & other plant; bulb, root; cut flowers etc	56.42	57.61	2.11	
	11	Prod mill indust; malt; starches; inulin; wheat gluten	42.18	47.39	12.36	
	27	Mineral fuels, oils & product of their distillation; etc	18.25	35.70	95.56	
	34	Soap, organic surface-active agents, washing prep, etc	35.71	35.65	(0.18)	
	10	Cereals	25.00	35.26	41.06	
	07	Edible vegetables and certain roots and tubers	26.00	34.48	32.59	
	22	Beverages, spirits and vinegar	40.54	30.35	(25.14)	
	04	Dairy prod; birds' eggs; natural honey; edible prod nes	24.58	28.89	17.52	
	73	Articles of iron or steel	32.74	28.35	(13.41)	
	17	Sugars and sugar confectionery	4.62	25.35	448.71	
	52	Cotton	31.70	21.96	(30.72)	
		4 digits				
		0901	Coffee; coffee husks and skins; coffee substitutes containing coffee	425.25	410.02	(3.58)
		0304	Fish fillets and other fish meat, fresh, chilled or frozen	104.86	97.65	(6.87)
		2523	Portland cement, aluminous cement, persulphate cement, etc	101.53	86.31	(14.98)
		0902	Tea	85.34	84.49	(1.00)
		2401	Unmanufactured tobacco; tobacco refuse	113.45	60.45	(46.72)
		1801	Cocoa beans, whole or broken, raw or roasted	54.82	59.43	8.41
		0602	Other live plants, cuttings and slips, mushroom spawn	54.48	56.36	3.45
		1207	Other oil seeds and oleaginous fruits	30.53	56.31	84.47
		1516	Animal or vegetable fats and oils and fractions, hydrogenated, etc	40.51	50.31	24.19
		7210	Rolled iron or non-alloy steel, >=600mm wide, clad, plated or coated	35.87	47.15	31.46
		4104	Leather of bovine or equine animals, without hair on	37.73	42.52	12.69
		0305	Fish, salted, dried...; smoked fish; fish meal fit for human consumption	16.55	36.42	120.10
		2716	Electrical energy	17.14	34.18	99.40
	7214	Iron/steel bars and rods, forged, etc (incl. Twisted), uncoiled	38.97	31.08	(20.26)	
	3401	Soap; organic surface-active products in bars, etc; paper with soap, etc	30.65	30.76	0.35	
	4106	Goat or kid skin leather, without hair on	25.94	29.97	15.51	
	1005	Maize(corn)	23.05	28.56	23.88	
	1101	Wheat or meslin flour	27.79	28.28	1.74	
	1701	Cane or beet sugar and chemically pure sucrose, in solid form	3.48	24.77	611.10	
	0713	Dried leguminous vegetables, shelled	12.63	19.58	54.97	

Table 7f (Ctd): Twenty Major EAC Domestic Exports for 2014 compared to 2013 (US\$ million)

Partner State	HS level	Description of Goods	2013	2014	2013/14 % change	
Rwanda	2 digits					
	26	Ores, slag and ash	222.22	201.88	-9.15	
	09	Coffee, tea, mate and spices	113.17	118.44	4.65	
	11	Products of the milling industry; malt; starches; inulin; wheat gluten	20.68	27.29	31.99	
	41	Raw hides and skins (other than furskins) and leather	16.00	14.11	-11.79	
	72	Iron and steel	5.13	11.83	130.48	
	71	Natural or cultured pearls, precious or semi-precious stones, precious metals, metals	0.04	7.89	21243.57	
	01	Live animals	7.90	7.51	-4.96	
	85	Electrical machinery and equipment and parts thereof; sound recorders and reproducers	2.92	6.81	133.41	
	25	Salt; sulphur; earths and stone; plastering materials, lime and cement	3.74	5.39	44.00	
	88	Aircraft, spacecraft, and parts thereof	0.13	4.36	3138.66	
	84	Nuclear reactors, boilers, machinery and mechanical appliances; parts thereof	4.15	3.65	-11.91	
	90	Optical, photographic, cinematographic, measuring, checking, precision, medical or surgical instruments, apparatus and accessories	1.30	3.65	181.45	
	07	Edible vegetables and certain roots and tubers	4.33	3.18	-26.61	
	23	Residues and waste from the food industries; prepared animal fodder	0.13	3.03	2300.37	
	69	Ceramic products	0.13	2.98	2230.95	
	94	Furniture; bedding, mattresses, mattress supports, cushions and similar stuffed furnishings	3.20	2.83	-11.53	
	22	Beverages, spirits and vinegar	21.23	2.17	-89.78	
	39	Plastics and articles thereof	3.51	2.07	-41.02	
	12	Oil seeds and oleaginous fruits; miscellaneous grains, seeds and fruit; industrial or medicinal preparations	4.18	2.01	-51.88	
	81	Other base metals; cermet; articles thereof	0.84	1.99	136.80	
		4 digits				
		2615	Niobium, tantalum, vanadium or zirconium ores and concentrates.	134.57	103.13	-23.37
		2609	Tin ores and concentrates.	57.96	71.56	23.47
		0901	Coffee, whether or not roasted or decaffeinated; coffee husks and skins; coffee substitutes	51.61	60.72	17.64
		0902	Tea, whether or not flavoured.	61.55	57.71	-6.24
		2611	Tungsten ores and concentrates.	29.02	25.74	-11.30
		1101	Wheat or meslin flour.	9.76	16.40	68.01
		7210	Flat-rolled products of iron or non-alloy steel, of a width of 600 mm or more, clad, plated or coated	3.14	9.67	207.63
		4101	Raw hides and skins of bovine (including buffalo) or equine animals (fresh, or salted, or dried)	11.67	8.04	-31.08
		7108	Gold (including gold plated with platinum) unwrought or in semi-manufactured form	#REF!	7.60	
		1102	Cereal flours other than of wheat or meslin.	8.60	7.28	-15.31
		0102	Live bovine animals.	7.44	7.27	-2.29
		8517	Electrical apparatus for line telephony or line telegraphy, including line telephone sets	1.53	5.57	264.53
		4103	Other raw hides and skins (fresh, or salted, dried, limed, pickled or otherwise preserved)	4.33	4.91	13.43
		8803	Parts of goods of heading 88.01 or 88.02.	0.13	4.36	3147.66
		2523	Portland cement, aluminous cement, slag cement, supersulphate cement and similar cements	2.91	4.23	45.41
		9018	Instruments and appliances used in medical, surgical, dental or veterinary sciences, including X-ray apparatus	0.87	3.26	272.68
		1108	Starches; inulin.	0.16	3.11	1828.00
		2302	Bran, sharps and other residues, whether or not in the form of pellets, derived from t	0.13	3.02	2313.71
		6901	Bricks, blocks, tiles and other ceramic goods of siliceous fossil meals (for example, kaolin)	0.02	2.71	13453.51
		9404	Mattress supports; articles of bedding and similar furnishing (for example, mattress	2.90	2.68	-7.82

Table 7f (Ctd): Twenty Major EAC Domestic Exports for 2014 compared to 2013 (US\$ million)

Partner State	HS level	Description of Goods	2013	2014	2013/14 % change	
Burundi	2 digits					
	09	COFFEE, TEA, MATE AND SPICES	37.48	65.2	-2477.79%	
	71	NATURAL/CULTURED PEARLS, PREC STONES & METALS, COIN ETC	80.10	24.5	-5312.05%	
	30	Pharmaceutical products	-	11.3	-	
	90	OPTICAL, PHOTO, CINE, MEAS, CHECKING, PRECISION, etc	-	10.7	-	
	34	SOAP, ORGANIC SURFACE-ACTIVE AGENTS, WASHING PREP, ETC	6.15	7.7	24.61%	
	39	PLASTICS AND ARTICLES THEREOF	1.35	5.9	337.38%	
	22	BEVERAGES, SPIRITS AND VINEGAR	2.30	5.7	146.11%	
	11	PROD MILL INDUST; MALT; STARCHES; INSULIN; WHEAT GLUTEN	2.92	4.7	59.42%	
	70	GLASS AND GLASSWARE	1.79	3.7	104.33%	
	24	TOBACCO AND MANUFACTURED TOBACCO SUBSTITUTES	2.96	3.3	9.82%	
	41	RAW HIDES AND SKINS (OTHER THAN FURSKINS) AND LEATHER	2.09	3.2	52.15%	
	72	IRON AND STEEL	1.92	2.9	48.19%	
	26	ORES, SLAG AND ASH	4.09	2.2	-46.16%	
	87	VEHICLES O/T RAILW/TRANW ROOL-STOCK, PTS & ACCESSORIES	0.48	1.3	158.90%	
	85	Electrical mchy equip parts thereof, sound recorder etc	1.63	0.7	-55.44%	
	23	RESIDUES & WASTE FROM THE FOOD INDUST; PREPR ANI FODDER	0.22	0.7	213.69%	
	84	Nuclear reactors, boilers, mchy & mech appliance, parts	57.09	0.7	-98.86%	
	73	ARTICLES OF IRON AND STEEL	0.50	0.5	-3.36%	
	03	FISH & CRUSTACEAN, MOLLUSC & OTHER AQUATIC INVERTEBRATE	0.25	0.3	29.59%	
	40	RUBBER AND ARTICLES THEREOF	7.29	0.3	-96.10%	
		4 digits				
		2710	Petroleum oils and oils obtained from bituminous minerals, other than crude; prepared	0.00	333.82	-2477.47%
		0901	Coffee, whether or not roasted or decaffeinated; coffee husks and skins; coffee substitu	25.35	51.68	-6123.53%
		3004	Medicaments (excluding goods of heading 30.02, 30.05 or 30.06) consisting of mixed c	0.01	37.17	685300%
		8703	Motor cars and other motor vehicles principally designed for the transport of persons	0.38	28.64	7398%
		8704	Motor vehicles for the transport of goods.:	0.07	27.39	37897%
		7108	Gold (including gold plated with platinum) unwrought or in semi-manufactured form	80.10	24.50	-69%
		2523	Portland cement, aluminous cement, slag cement, supersulphate cement and similar	0.04	19.65	55138%
		1001	Wheat and meslin.:	0.00	19.04	14670349%
		8517	Electrical apparatus for line telephony or line telegraphy, including line telephone se	0.03	18.74	54726%
		3105	Mineral or chemical fertilisers containing two or three of the fertilising elements nitr	0.00	17.58	-
		8429	Self-propelled bulldozers, angledozers, graders, levellers, scrapers, mechanical shov	0.04	14.50	34809%
		0902	Tea, whether or not flavoured.:	12.13	13.47	11%
		8544	Insulated (including enamelled or anodised) wire, cable (including co-axial cable) an	0.00	13.36	2125376%
		3006	Pharmaceutical goods specified in Note 4 to this Chapter.:	0.00	11.26	-
		7210	Flat-rolled products of iron or non-alloy steel, of a width of 600 mm or more, clad, pla	0.00	11.09	-
		9018	Instruments and appliances used in medical, surgical, dental or veterinary sciences, i	0.06	10.47	17349%
		6304	Other furnishing articles, excluding those of heading 94.04.:	0.00	9.69	-
		1107	Malt, whether or not roasted.:	0.00	9.13	-
		1701	Cane or beet sugar and chemically pure sucrose, in solid form.:	0.00	8.95	-
		3002	Human blood; animal blood prepared for therapeutic, prophylactic or diagnostic uses	0.00	7.82	-

Table 7f (Ctd): Twenty Major EAC Domestic Exports for 2014 compared to 2013 (US\$ million)

Partner State	HS level	Description of Goods	2013	2014	2013/14 % change	
Kenya	2 digits	09 Coffee, tea, maté and spices.	1,418.93	1,316.02	-7.25	
		06 Live trees and other plants; bulbs, roots and the	538.01	620.95	15.42	
		07 Edible vegetables and certain roots and tubers.	262.87	239.95	-8.72	
		62 Articles of apparel and clothing accessories, not	140.05	201.42	43.82	
		24 Tobacco and manufactured tobacco substitutes.	159.18	191.39	20.23	
		39 Plastics and articles thereof.	166.88	175.69	5.28	
		25 Salt; sulphur; earths and stone; plastering materi	165.52	168.87	2.02	
		20 Preparations of vegetables, fruit, nuts or other p	151.26	133.40	-11.81	
		61 Articles of apparel and clothing accessories, knit	141.33	126.23	-10.68	
		72 Iron and steel.	151.55	123.97	-18.20	
		28 Inorganic chemicals; organic or inorganic compound	128.31	111.88	-12.80	
		34 Soap, organic surface-active agents, washing prepa	112.16	103.78	-7.47	
		08 Edible fruit and nuts; peel of citrus fruit or mel	79.54	102.38	28.70	
		26 Ores, slag and ash.	4.04	102.20	2427.47	
		15 Animal or vegetable fats and oils and their cleava	120.96	95.58	-20.98	
		30 Pharmaceutical products.	81.99	94.11	14.79	
		41 Raw hides and skins (other than furskins) and leat	100.15	87.84	-12.30	
		27 Mineral fuels, mineral oils and products of their	49.72	73.26	47.35	
		22 Beverages, spirits and vinegar.	82.77	73.02	-11.78	
		73 Articles of iron or steel.	66.87	67.29	0.64	
		HS 4 dig	DESCRIPTION			
		0902	Tea	1,215.14	1,069.08	-12.02
		0603	Cut flowers and flower buds for ornamental purpose	480.17	553.10	15.19
		0901	Coffee; coffee husks and skins; coffee substitutes	190.81	231.37	21.25
		6204	Women's or girls' suits, ensembles, jackets, dress	76.93	105.08	36.60
		2402	Cigars, cigarillos, cigarettes, etc, of tobacco or	101.54	104.99	3.40
		0708	Leguminous vegetables, shelled or unshelled, fresh	126.71	99.30	-21.63
		2523	Portland cement, aluminous cement, persulphate cem	103.60	93.51	-9.73
		2836	Carbonates; peroxocarbonates; commercial ammonium	107.84	93.26	-13.52
		3923	Articles for conveyance or packing of goods, of pl	90.47	92.79	2.56
		7210	Rolled iron or non-alloy steel, >=600mm wide, clad	85.36	83.09	-2.65
		2614	Titanium ores	-	82.82	-
		3004	Medicaments of mixed or unmixed products, for reta	63.96	79.74	24.67
		2401	Unmanufactured tobacco; tobacco refuse	37.75	78.24	107.23
		0709	Other vegetables, fresh or chilled	51.18	77.20	50.85
		2710	Petroleum oils and oils obtained from bituminous m	39.33	66.94	70.21
		0602	Other live plants, cuttings and slips, mushroom sp	56.79	66.65	17.36
		2008	Fruit, nuts and other parts of plants, otherwise p	70.57	62.42	-11.56
		1704	Sugar confectionery (incl. White chocolate), not c	62.61	60.79	-2.91
		6203	Men's or boys' suits, ensembles, jackets, blazers,	40.89	56.54	38.28
		0804	Dates, figs, pineapples...etc, fresh or dried	43.41	51.79	19.32

Table 8a: Intra-EAC Re-Exports of the major twenty products, 2013(US\$, million)

Partner state	Country of destination	Hs Level	Description of Goods	2013		
Uganda	Kenya	2 digits	70 GLASS AND GLASSWARE	12.40		
			84 NUCLEAR REACTORS, BOILERS, MCHY & MECH APPLIANCE; PARTS	11.37		
			39 PLASTICS AND ARTICLES THEREOF	6.87		
			87 VEHICLES O/T RAILW/TRAMW ROLL-STOCK, PTS & ACCESSORIES	5.26		
			90 OPTICAL, PHOTO, CINE, MEAS, CHECKING, PRECISION, ETC	3.28		
			85 ELECTRICAL MCHY EQUIP PARTS THEREOF; SOUND RECORDER ETC	1.78		
			63 OTHER MADE UP TEXTILE ARTICLES; SETS; WORN CLOTHING ETC	0.88		
			22 BEVERAGES, SPIRITS AND VINEGAR	0.51		
			73 ARTICLES OF IRON OR STEEL	0.50		
			36 EXPLOSIVES; PYROTECHNIC PROD; MATCHES; PYROP ALLOY; ETC	0.41		
			82 TOOL, IMPLEMENT, CUTLERY, SPOON & FORK, OF BASE MET ETC	0.34		
			48 PAPER & PAPERBOARD; ART OF PAPER PULP, PAPER/PAPERBOARD	0.33		
			28 INORGN CHEM; COMPDS OF PREC MET, RADIOACT ELEMENTS ETC	0.29		
			44 WOOD AND ARTICLES OF WOOD; WOOD CHARCOAL	0.28		
			27 MINERAL FUELS, OILS & PRODUCT OF THEIR DISTILLATION; ETC	0.27		
			29 ORGANIC CHEMICALS	0.25		
			25 SALT; SULPHUR; EARTH & STON; PLASTERING MAT; LIME & CEM	0.18		
			72 IRON AND STEEL	0.16		
			86 RAILW/TRAMW LOCOM, ROLLING-STOCK & PARTS THEREOF; ETC	0.16		
			83 MISCELLANEOUS ARTICLES OF BASEE METAL	0.14		
				4 digits		
				7010	CARBOYS, BOTTLES, FLASKS... AMPOULES, ETC; STOPPERS, LIDS..., OF GLASS	12.40
				3923	ARTICLES FOR THE OF GOODS, OF PLASTICS; STOPERS, ETC, OF PLASTICS	6.38
				8431	PARTS SUITABLE FOR USE WITH THE MACHINERY OF 84.25 TO 84.30	5.71
				8704	MOTOR VEHICLES FOR THE TRANSPORT OF GOODS	3.92
				9015	SURVEYING, HYDROGRAPHIC, OCEANOGRAPHIC... INSTRUMENTS/APPLIANCES, NES	1.36
				8430	EARTH MOVING... MACHINERY, NES; PILE-DRIVERS/EXTRACTORS; SNOW-PLOUGHS	1.26
				9031	MEASURING OR CHECKING INSTRUMENTS, APPLIANCES AND MACHINES, NES	1.18
				8479	MACHINES AND MECHANICAL APPLIANCES, HAVING INDIVIDUAL FUNCTIONS, NES	0.86
				8429	SELF-PROPELLED BULLDOZERS, ANGLEDOZERS, GRADERS, LEVELLERS, ETC	0.71
				8703	MOTOR CARS AND OTHER MOTOR VEHICLES FOR THE TRANSPORT OF PERSONS	0.59
				6302	BED LINEN, TABLE LINEN, TOILET LINEN AND KITCHEN LINEN	0.43
				8502	ELECTRIC GENERATING SETS AND ROTARY CONVERTERS	0.42
				8705	SPECIAL PURPOSE MOTOR VEHICLES (EG CRANE, FIRE-FIGHTING, ETC, VEHICLES)	0.41
				8471	AUTOMATIC DATA PROCESSING MACHINES...; MAGNETIC READERS..., NES	0.41
				9030	INSTRUMENTS... FOR MEASURING ELECTRICAL QUANTITIES AND RADIATIONS	0.36
				8433	HARVESTING... MACHINERY; GRASS/HAY MOWERS; MACHINES FOR PRODUCE, ETC	0.34
				8504	ELECTRICAL TRANSFORMERS, STATIC CONVERTERS AND INDUCTORS	0.33
				3907	POLYETHERS AND EPOXIDE RESINS; POLYESTERS, IN PRIMARY FORMS	0.29
				9026	INSTRUMENTS/APPARATUS FOR MEASURING THE FLOW... OF LIQUID OR GASES, NES	0.28
				2844	RADIOACTIVE CHEMICAL ELEMENTS/ISOTOPES AND THEIR COMPOUNDS, ETC	0.28

Table 8a (Ctd): Intra-EAC Re-Exports of the major twenty products, 2013(US\$, million)				
Partner state	Country of destination	Hs Level	Description of Goods	2013
Uganda	Tanzania	2 digits	85 ELECTRICAL MCHY EQUIP PARTS THEREOF; SOUND RECORDER ETC	6.87
			87 VEHICLES O/T RAILW/TRAMW ROLL-STOCK, PTS & ACCESSORIES	3.83
			84 NUCLEAR REACTORS, BOILERS, MCHY & MECH APPLIANCE; PARTS	2.70
			30 PHARMACEUTICAL PRODUCTS	0.81
			90 OPTICAL, PHOTO, CINE, MEAS, CHECKING, PRECISION, ETC	0.30
			39 PLASTICS AND ARTICLES THEREOF	0.28
			10 CEREALS	0.21
			94 FURNITURE; BEDDING, MATTRESS, MATT SUPPORT, CUSHION ETC	0.20
			44 WOOD AND ARTICLES OF WOOD; WOOD CHARCOAL	0.17
			33 ESSENTIAL OILS & RESINOIDS; PERF, COSMETIC/TOILET PREP	0.14
			63 OTHER MADE UP TEXTILE ARTICLES; SETS; WORN CLOTHING ETC	0.12
			88 AIRCRAFT, SPACECRAFT, AND PARTS THEREOF	0.10
			48 PAPER & PAPERBOARD; ART OF PAPER PULP, PAPER/PAPERBOARD	0.10
			40 RUBBER AND ARTICLES THEREOF	0.09
			36 EXPLOSIVES; PYROTECHNIC PROD; MATCHES; PYROP ALLOY; ETC	0.08
			55 MAN-MADE STAPLE FIBRES	0.06
		27 MINERAL FUELS, OILS & PRODUCT OF THEIR DISTILLATION; ETC	0.05	
		96 MISCELLANEOUS MANUFACTURED ARTICLES	0.03	
		73 ARTICLES OF IRON OR STEEL	0.03	
		34 SOAP, ORGANIC SURFACE-ACTIVE AGENTS, WASHING PREP, ETC	0.03	
		4 digits	8517 ELECTRICAL APPARATUS FOR LINE TELEPHONY OR LINE TELEGRAPHY	6.49
			8703 MOTOR CARS AND OTHER MOTOR VEHICLES FOR THE TRANSPORT OF PERSONS	1.34
			8702 PUBLIC-TRANSPORT TYPE PASSENGER MOTOR VEHICLES	1.00
			8704 MOTOR VEHICLES FOR THE TRANSPORT OF GOODS	0.97
			8429 SELF-PROPELLED BULLDOZERS, ANGLEDOZERS, GRADERS, LEVELLERS, ETC	0.74
			8431 PARTS SUITABLE FOR USE WITH THE MACHINERY OF 84.25 TO 84.30	0.64
			3003 MEDICAMENTS WITH >=2 CONSTITUENTS MIXED TOGETHER, NOT FOR RETAIL SALE	0.63
			8478 MACHINERY FOR PREPARING OR MAKING UP TOBACCO, NES	0.45
			8705 SPECIAL PURPOSE MOTOR VEHICLES (EG CRANE, FIRE-FIGHTING, ETC, VEHICLES)	0.37
			8502 ELECTRIC GENERATING SETS AND ROTARY CONVERTERS	0.31
			8443 PRINTING MACHINERY; MACHINES FOR USES ANCILLARY TO PRINTING	0.21
			3912 CELLULOSE AND ITS CHEMICAL DERIVATIVES, NES, IN PRIMARY FORMS	0.21
			1005 MAIZE(CORN)	0.21
			3004 MEDICAMENTS OF MIXED OR UNMIXED PRODUCTS, FOR RETAIL SALE	0.18
4403 WOOD IN THE ROUGH OR ROUGHLY SQUARED	0.17			
9406 PREFABRICATED BUILDINGS	0.17			
9018 INSTRUMENTS AND APPLIANCES USED IN MEDICAL, SURGICAL, DENTAL... SCIENCES	0.17			
8716 TRAILERS AND SEMI-TRAILERS; OTHER VEHICLES, NOT MACHANICALLY PROPELLED	0.12			
8422 DISH WASHING MACHINES; MACHINERY FOR CLEANING..., FILLING..., AERATING	0.12			
8803 PARTS OF GOODS OF 88.01 OR 88.02	0.10			

Table 8a (Ctd): Intra-EAC Re-Exports of the major twenty products, 2013(US\$, million)				
Partner state	Country of destination	Hs Level	Description of Goods	2013
Uganda	Rwanda	2 digits	17 SUGARS AND SUGAR CONFECTIONERY	7.80
			10 CEREALS	4.95
			84 NUCLEAR REACTORS, BOILERS, MCHY & MECH APPLIANCE; PARTS	2.83
			15 ANIMAL/VEG FATS & OILS & THEIR CLEAVAGE PRODUCTS; ETC	2.72
			36 EXPLOSIVES; PYROTECHNIC PROD; MATCHES; PYROP ALLOY; ETC	1.80
			87 VEHICLES O/T RAILW/TRAMW ROLL-STOCK, PTS & ACCESSORIES	1.78
			30 PHARMACEUTICAL PRODUCTS	1.36
			34 SOAP, ORGANIC SURFACE-ACTIVE AGENTS, WASHING PREP, ETC	1.28
			39 PLASTICS AND ARTICLES THEREOF	1.23
			49 PRINTED BOOKS, NEWSPAPERS, PICTURES & OTHER PRODUCT ETC	0.67
			22 BEVERAGES, SPIRITS AND VINEGAR	0.62
			85 ELECTRICAL MCHY EQUIP PARTS THEREOF; SOUND RECORDER ETC	0.60
			27 MINERAL FUELS, OILS & PRODUCT OF THEIR DISTILLATION; ETC	0.56
			73 ARTICLES OF IRON OR STEEL	0.51
			25 SALT; SULPHUR; EARTH & STON; PLASTERING MAT; LIME & CEM	0.50
			19 PREP OF CEREAL, FLOUR, STARCH/MILK; PASTRYCOOKS' PROD	0.42
		40 RUBBER AND ARTICLES THEREOF	0.38	
		72 IRON AND STEEL	0.37	
		48 PAPER & PAPERBOARD; ART OF PAPER PULP, PAPER/PAPERBOARD	0.24	
		63 OTHER MADE UP TEXTILE ARTICLES; SETS; WORN CLOTHING ETC	0.22	
		4 digits	1701 CANE OR BEET SUGAR AND CHEMICALLY PURE SUCROSE, IN SOLID FORM	7.35
			1006 RICE	4.17
			1511 PALM OIL AND ITS FRACTIONS	1.69
			3602 PREPARED EXPLOSIVES, (EXCL. PROPELLENT POWDERS)	1.14
			8474 MACHINERY FOR SORTING..., AGGLOMERATING... EARTH, STONE, ORES, ETC	1.12
			3006 PHARMACEUTICAL GOODS SPECIFIED IN NOTE 3 TO THIS CHAPTER	1.05
			3923 ARTICLES FOR THE OF GOODS, OF PLASTICS; STOPERS, ETC, OF PLASTICS	0.97
			3402 NON-SOAP SURFACE-ACTIVE AGENTS; WASHING PREPARATIONS, NES	0.92
			8704 MOTOR VEHICLES FOR THE TRANSPORT OF GOODS	0.90
			1517 MARGARINE; EDIBLE PREPARATIONS OF ANIMAL OR VEGETABLE FATS OR OILS, NES	0.84
			1001 WHEAT AND MESLIN	0.78
			4911 OTHER PRINTED MATTER, INCLUDING PRINTED PICTURES AND PHOTOGRAPHS	0.66
			8703 MOTOR CARS AND OTHER MOTOR VEHICLES FOR THE TRANSPORT OF PERSONS	0.62
			8471 AUTOMATIC DATA PROCESSING MACHINES...; MAGNETIC READERS..., NES	0.60
2501 SALT AND PURE SODIUM CHLORIDE; SEA WATER	0.49			
1704 SUGAR CONFECTIONERY (INCL. WHITE CHOCOLATE), NOT CONTAINING COCOA	0.45			
8502 ELECTRIC GENERATING SETS AND ROTARY CONVERTERS	0.43			
8426 DERRICKS; CRANES; MOBILE LIFTING FRAMES... TRUCKS FITTED WITH A CRANE	0.41			
1905 BREAD, PASTRY, CAKES, ETC; COMMUNION WAFERS, RICE PAPER, ETC	0.41			
2710 PETROLEUM OILS, ETC, (EXCL. CRUDE); PREPARATIONS THEREOF, NES	0.40			

Table 8a (Ctd): Intra-EAC Re-Exports of the major twenty products, 2013(US\$, million)						
Partner state	Country of destination	Hs Level	Description of Goods	2013		
Uganda	Burundi	2 digits	33	ESSENTIAL OILS & RESINOIDS; PERF, COSMETIC/TOILET PREP	0.79	
			72	IRON AND STEEL	0.66	
			87	VEHICLES O/T RAILW/TRAMW ROLL-STOCK, PTS & ACCESSORIES	0.56	
			55	MAN-MADE STAPLE FIBRES	0.51	
			39	PLASTICS AND ARTICLES THEREOF	0.47	
			84	NUCLEAR REACTORS, BOILERS, MCHY & MECH APPLIANCE; PARTS	0.37	
			36	EXPLOSIVES; PYROTECHNIC PROD; MATCHES; PYROP ALLOY; ETC	0.31	
			10	CEREALS	0.30	
			22	BEVERAGES, SPIRITS AND VINEGAR	0.30	
			15	ANIMAL/VEG FATS & OILS & THEIR CLEAVAGE PRODUCTS; ETC	0.24	
			52	COTTON	0.22	
			48	PAPER & PAPERBOARD; ART OF PAPER PULP, PAPER/PAPERBOARD	0.21	
			19	PREP OF CEREAL, FLOUR, STARCH/MILK; PASTRYCOOKS' PROD	0.14	
			85	ELECTRICAL MCHY EQUIP PARTS THEREOF; SOUND RECORDER ETC	0.13	
			63	OTHER MADE UP TEXTILE ARTICLES; SETS; WORN CLOTHING ETC	0.13	
			27	MINERAL FUELS, OILS & PRODUCT OF THEIR DISTILLATION; ETC	0.13	
			21	MISCELLANEOUS EDIBLE PREPARATIONS	0.11	
			34	SOAP, ORGANIC SURFACE-ACTIVE AGENTS, WASHING PREP, ETC	0.11	
			32	TANNING/DYEING EXTRACT; TANNINS & DERIVS; PIGM ETC	0.10	
			64	FOOTWEAR, GAITERS AND THE LIKE; PARTS OF SUCH ARTICLES	0.07	
				4 digits		
				3306	PREPARATIONS FOR ORAL OR DENTAL HYGIENE (INCL. DENTURE FIXATIVE)	0.73
				5512	WOVEN FABRICS OF >=85% SYNTHETIC STAPLE FIBRES	0.51
				7208	HOT-ROLLED IRON OR NON-ALLOY STEEL, >=600MM WIDE	0.49
				3901	POLYMERS OF ETHYLENE, IN PRIMARY FORMS	0.33
				1006	RICE	0.30
				8703	MOTOR CARS AND OTHER MOTOR VEHICLES FOR THE TRANSPORT OF PERSONS	0.30
				1517	MARGARINE; EDIBLE PREPARATIONS OF ANIMAL OR VEGETABLE FATS OR OILS, NES	0.22
				5208	WOVEN FABRICS OF COTTON, WITH >=85% COTTON, BUT <200G/M2	0.22
				2203	BEER MADE FROM MALT	0.21
				8704	MOTOR VEHICLES FOR THE TRANSPORT OF GOODS	0.21
				3602	PREPARED EXPLOSIVES, (EXCL. PROPELLENT POWDERS)	0.16
				3605	MATCHES (EXCL. PYROTECHNIC ARTICLES OF 36.04)	0.15
		2712	PETROLEUM JELLY; PARAFFIN WAX... AND OTHER MINERAL WAXES, ETC	0.13		
		6305	SACKS AND BAGS, USED FOR PACKING GOODS	0.13		
		1905	BREAD, PASTRY, CAKES, ETC; COMMUNION WAFERS, RICE PAPER, ETC	0.10		
		7213	IRON/STEEL BARS AND RODS, HOT-ROLLED, IN IRREGULARLY WOUND COILS	0.09		
		8438	MACHINERY, NES, FOR THE INDUSTRIAL PREPARATION OF FOOD OR DRINK	0.09		
		3402	NON-SOAP SURFACE-ACTIVE AGENTS; WASHING PREPARATIONS, NES	0.08		
		7214	IRON/STEEL BARS AND RODS, FORGED, ETC (INCL. TWISTED), UNCOILED	0.08		
		4809	CARBON PAPER, SELF-COPY PAPER, ETC, IN ROLLS OR SHEETS	0.08		

Table 8a (Ctd): Intra-EAC Re-Exports of the major twenty products, 2013(US\$, million)						
Partner state	Country of destination	Hs Level	Description of Goods	2013		
Rwanda	Kenya	2 digits	27	Mineral fuels, mineral oils and products of their distillation; bituminous substances; mineral	22.38	
			15	Animal or vegetable fats and oils and their cleavage products; prepared edible fats; animal	0.55	
			10	Cereals	0.46	
			17	Sugars and sugar confectionery	0.13	
			87	Vehicles other than railway or tramway rolling stock, and parts and accessories thereof	0.11	
			11	Products of the milling industry; malt; starches; inulin; wheat gluten	0.10	
			48	Paper and paperboard; articles of paper pulp, of paper or of paperboard	0.09	
			84	Nuclear reactors, boilers, machinery and mechanical appliances; parts thereof	0.07	
			19	Preparations of cereals, flour, starch or milk; pastrycooks' products	0.06	
			39	Plastics and articles thereof	0.06	
			21	Miscellaneous edible preparations	0.04	
			85	Electrical machinery and equipment and parts thereof; sound recorders and reproducers, tele	0.03	
			22	Beverages, spirits and vinegar	0.03	
			73	Articles of iron or steel	0.00	
			90	Optical, photographic, cinematographic, measuring, checking, precision, medical or surgical in	0.00	
			49	Printed books, newspapers, pictures and other products of the printing industry; manuscripts	0.00	
			55	Man-made staple fibres	0.00	
			97	Works of art, collectors' pieces and antiques	0.00	
			63	Other made up textile articles; sets; worn clothing and worn textile articles; rags	0.00	
			62	Articles of apparel and clothing accessories, not knitted or crocheted	0.00	
				4 digits		
				2710	Petroleum oils and oils obtained from bituminous minerals, other than crude; preparation	22.38
				1516	Animal or vegetable fats and oils and their fractions, partly or wholly hydrogenated, in	0.55
				1006	Rice.	0.46
				1701	Cane or beet sugar and chemically pure sucrose, in solid form.	0.12
				1101	Wheat or meslin flour.	0.10
				4820	Registers, account books, note books, order books, receipt books, letter pads, memorandu	0.07
				1905	Bread, pastry, cakes, biscuits and other bakers' wares, whether or not containing cocoa;	0.06
				8703	Motor cars and other motor vehicles principally designed for the transport of persons (o	0.06
				3923	Articles for the conveyance or packing of goods, of plastics; stoppers, lids, caps and o	0.06
				2103	Sauces and preparations therefor; mixed condiments and mixed seasonings; mustard flour a	0.04
				8711	Motorcycles (including mopeds) and cycles fitted with an auxiliary motor, with or withou	0.04
				8429	Self-propelled bulldozers, angledozers, graders, levellers, scrapers, mechanical shovels	0.04
		2207	Undenatured ethyl alcohol of an alcoholic strength by volume of 80% vol or higher; ethy	0.03		
		8471	Automatic data processing machines and units thereof; magnetic or optical readers, machi	0.02		
		4823	Other paper, paperboard, cellulose wadding and webs of cellulose fibres, cut to size or	0.02		
		8431	Parts suitable for use solely or principally with the machinery of headings 84.25 to 84.	0.01		
		8525	Transmission apparatus for radio-telephony, radio-telegraphy, radio-broadcasting or tele	0.01		
		1704	Sugar confectionery (including white chocolate), not containing cocoa.	0.01		
		8518	Microphones and stands therefor; loudspeakers, whether or not mounted in their enclosure	0.01		
		8716	Trailers and semi-trailers; other vehicles, not mechanically propelled; parts thereof.	0.00		

Table 8a (Ctd): Intra-EAC Re-Exports of the major twenty products, 2013(US\$, million)

Partner state	Country of destination	Hs Level	Description of Goods	2013	
Rwanda	Tanzania	2 digits	27 Mineral fuels, mineral oils and products of their distillation;bituminous substances; mineral	35.28	
			17 Sugars and sugar confectionery	1.82	
			10 Cereals	1.75	
			15 Animal or vegetable fats and oils and their cleavage products;prepared edible fats;animal or vegetable waxes	0.87	
			87 Vehicles other than railway or tramway rolling?stock,and parts and accessories thereof	0.75	
			21 Miscellaneous edible preparations	0.71	
			85 Electrical machinery and equipment and parts thereof;sound recorders and reproducers,television image and sound recorders and reproducers, andparts and accessories of such articles	0.54	
			11 Products of the milling industry; malt; starches;inulin; wheat gluten	0.51	
			84 Nuclear reactors, boilers, machineryand mechanical appliances; parts thereof	0.39	
			16 Preparations of meat, of fish or of crustaceans,molluscs or other aquatic invertebrates	0.35	
			48 Paper and paperboard; articles of paper pulp,of paper or of paperboard	0.23	
			34 Soap, organic surface-active agents, washing preparations,lubricating preparations, artificial waxes, prepared waxes,polishing or scouring preparations, candles and similar articles,modeling pastes,	0.10	
			19 Preparations of cereals, flour, starch or milk;pastrycooks' products	0.09	
			20 Preparations of vegetables, fruit, nuts or other parts of plants	0.03	
			22 Beverages, spirits and vinegar	0.02	
			63 Other made up textile articles; sets;worn clothing and worn textile articles; rags	0.02	
			82 Tools, implements, cutlery, spoons and forks, of base metal;parts thereof of base metal	0.02	
			03 Fish and crustaceans, molluscs and other aquatic invertebrates	0.02	
			04 Dairy produce; birds' eggs; natural honey;edible products of animal origin,not elsewhere specified or included	0.01	
			94 Furniture; bedding, mattresses, mattress supports,cushions and similar stuffed furnishings;lamps andlighting fittings, not elsewhere specified or included;illuminated signs,	0.01	
			4 digits	2710 Petroleum oils and oils obtained from bituminous minerals, other than crude; preparation	35.28
				1701 Cane or beet sugar and chemically pure sucrose, in solid form.	1.75
				1006 Rice.	1.75
				1516 Animal or vegetable fats and oils and their fractions, partly or wholly hydrogenated, in	0.82
				2103 Sauces and preparations therefor; mixed condiments and mixed seasonings; mustard flour a	0.63
				1101 Wheat or meslin flour.	0.51
				8703 Motor cars and other motor vehicles principally designed for the transport of persons (o	0.51
				1604 Prepared or preserved fish; caviar and caviar substitutes prepared from fish eggs.	0.35
				8502 Electric generating sets and rotary converters.	0.35
				8479 Machines and mechanical appliances having individual functions, not specified or include	0.27
				8704 Motor vehicles for the transport of goods.	0.16
				8506 Primary cells and primary batteries.	0.13
				4809 Carbon paper, self-copy paper and other copying or transfer papers (including coated or	0.13
				3401 Soap; organic surface-active products and preparations for use as soap, in the form of b	0.09
				1905 Bread, pastry, cakes, biscuits and other bakers' wares, whether or not containing cocoa;	0.09
				4820 Registers, account books, note books, order books, receipt books, letter pads, memorandu	0.08
				2102 Yeasts (active or inactive); other single-cell micro-organisms, dead (but not including	0.08
				1704 Sugar confectionery (including white chocolate), not containing cocoa.	0.08
				8705 Special purpose motor vehicles, other than those principally designed for the transport	0.07
8427 Fork-lift trucks; other works trucks fitted with lifting or handling equipment.	0.06				

Table 8a (Ctd): Intra-EAC Re-Exports of the major twenty products, 2013(US\$, million)

Partner state	Country of destination	Hs Level	Description of Goods	2013	
Rwanda	Uganda	2 digits	27 Mineral fuels, mineral oils and products of their distillation;bituminous substances; mineral	10.21	
			87 Vehicles other than railway or tramway rolling?stock,and parts and accessories thereof	2.11	
			84 Nuclear reactors, boilers, machineryand mechanical appliances; parts thereof	0.72	
			90 Optical, photographic,cinematographic, measuring, checking, precision, medical or surgical instrumentsand apparatus; parts and accessories thereof	0.10	
			92 Musical instruments;parts and accessories of such articles	0.06	
			73 Articles of iron or steel	0.04	
			85 Electrical machinery and equipment and parts thereof;sound recorders and reproducers,television image and sound recorders and reproducers, andparts and accessories of such articles	0.02	
			94 Furniture; bedding, mattresses, mattress supports,cushions and similar stuffed furnishings;lamps andlighting fittings, not elsewhere specified or included;illuminated signs,	0.01	
			63 Other made up textile articles; sets;worn clothing and worn textile articles; rags	0.01	
			39 Plastics and articles thereof	0.00	
			70 Ceramic products	0.00	
			22 Beverages, spirits and vinegar	0.00	
			28 Inorganic chemicals; organic or inorganic compounds of precious metals, of rare-earth metals,of radioactive elements or of isotopes	0.00	
			17 Sugars and sugar confectionery	0.00	
			48 Paper and paperboard; articles of paper pulp,of paper or of paperboard	0.00	
			30 Pharmaceutical products	0.00	
			62 Articles of apparel and clothing accessories, not knittedor crocheted	0.00	
			44 Wood and articles of wood; wood charcoal	0.00	
			38 Miscellaneous chemical products	0.00	
			49 Printed books, newspapers, pictures and other products of the printing industry; manuscripts	0.00	
			4 digits	2710 Petroleum oils and oils obtained from bituminous minerals, other than crude; preparation	2.83
				1516 Animal or vegetable fats and oils and their fractions, partly or wholly hydrogenated, in	1.70
				8703 Motor cars and other motor vehicles principally designed for the transport of persons (o	1.67
				8429 Self-propelled bulldozers, angledozers, graders, levellers, scrapers, mechanical shovels	1.02
				8704 Motor vehicles for the transport of goods.	0.75
				9026 Instruments and apparatus for measuring or checking the flow, level, pressure or other v	0.44
				8705 Special purpose motor vehicles, other than those principally designed for the transport	0.35
				1006 Rice.	0.28
				8426 Ships' derricks; cranes, including cable cranes; mobile lifting frames, straddle carrier	0.21
				1701 Cane or beet sugar and chemically pure sucrose, in solid form.	0.20
				3401 Soap; organic surface-active products and preparations for use as soap, in the form of b	0.13
				7210 Flat-rolled products of iron or non-alloy steel, of a width of 600 mm or more, clad, pla	0.12
				4820 Registers, account books, note books, order books, receipt books, letter pads, memorandu	0.11
				8711 Motorcycles (including mopeds) and cycles fitted with an auxiliary motor, with or without	0.07
				1604 Prepared or preserved fish; caviar and caviar substitutes prepared from fish eggs.	0.06
				6405 Other footwear.	0.05
				1704 Sugar confectionery (including white chocolate), not containing cocoa.	0.05
				2102 Yeasts (active or inactive); other single-cell micro-organisms, dead (but not including	0.03
				8479 Machines and mechanical appliances having individual functions, not specified or include	0.03
				3923 Articles for the conveyance or packing of goods, of plastics; stoppers, lids, caps and o	0.03

Table 8a (Ctd): Intra-EAC Re-Exports of the major twenty products, 2013(US\$, million)				
Partner state	Country of destination	Hs Level	Description of Goods	2013
Rwanda	Burundi	2 digits		
		87	Vehicles other than railway or tramway rolling stock, and parts and accessories thereof	6.61
		84	Nuclear reactors, boilers, machinery and mechanical appliances; parts thereof	0.97
		70	Ceramic products	0.21
		39	Plastics and articles thereof	0.12
		85	Electrical machinery and equipment and parts thereof; sound recorders and reproducers, television image and sound recorders and reproducers, and parts and accessories of such articles	0.09
		73	Articles of iron or steel	0.07
		34	Soap, organic surface-active agents, washing preparations, lubricating preparations, artificial waxes, prepared waxes, polishing or scouring preparations, candles and similar	0.03
		11	Products of the milling industry; malt; starches; inulin; wheat gluten	0.03
		72	Iron and steel	0.02
		17	Sugars and sugar confectionery	0.01
		59	Impregnated, coated, covered or laminated textile fabrics; textile articles of a kind suitable for industrial use	0.00
		32	Tanning or dyeing extracts; tannins and their derivatives; dyes, pigments and other colouring matter; paints and varnishes; putty and other mastics; inks	0.00
		27	Mineral fuels, mineral oils and products of their distillation; bituminous substances; mineral waxes	-
		90	Optical, photographic, cinematographic, measuring, checking, precision, medical or surgical instruments and apparatus; parts and accessories thereof	-
		92	Musical instruments; parts and accessories of such articles	-
		94	Furniture; bedding, mattresses, mattress supports, cushions and similar stuffed furnishings; lamps and lighting fittings, not elsewhere specified or included; illuminated signs, illuminated name-plates and the like	-
		63	Other made up textile articles; sets; worn clothing and worn textile articles; rags	-
		22	Beverages, spirits and vinegar	-
		28	Inorganic chemicals; organic or inorganic compounds of precious metals, of rare-earth metals, of radioactive elements or of isotopes	-
		48	Paper and paperboard; articles of paper pulp, of paper or of paperboard	-
		4 digits		
		8703	Motor cars and other motor vehicles principally designed for the transport of persons (other than motor cycles)	3.71
		8702	Motor vehicles for the transport of ten or more persons, including the driver.	1.58
		8704	Motor vehicles for the transport of goods.	1.05
		8429	Self-propelled bulldozers, graders, levellers, scrapers, mechanical shovels	0.81
		7010	Carboys, bottles, flasks, jars, pots, phials, ampoules and other containers, of glass, of other material	0.21
		8705	Special purpose motor vehicles, other than those principally designed for the transport of persons	0.17
		3923	Articles for the conveyance or packing of goods, of plastics; stoppers, lids, caps and other closures	0.12
		8479	Machines and mechanical appliances having individual functions, not specified or included elsewhere in this chapter	0.07
		8415	Air conditioning machines, comprising a motor-driven fan and elements for changing the temperature of the air	0.07
		8502	Electric generating sets and rotary converters.	0.06
		8701	Tractors (other than tractors of heading 87.09).	0.06
		7314	Cloth (including endless bands), grill, netting and fencing, of iron or steel wire; expanded metal mesh	0.04
		8716	Trailers and semi-trailers; other vehicles, not mechanically propelled; parts thereof.	0.04
		7311	Containers for compressed or liquefied gas, of iron or steel.	0.03
		3401	Soap; organic surface-active products and preparations for use as soap, in the form of bars, cakes, flakes, granules or in primary forms	0.03
		1101	Wheat or meslin flour.	0.03
		7214	Other bars and rods of iron or non-alloy steel, not further worked than forged, hot-rolled or cold-chamber annealed	0.02
		8528	Reception apparatus for television, whether or not incorporating radio-broadcast receiving apparatus	0.02
		8474	Machinery for sorting, screening, separating, washing, crushing, grinding, mixing or kneading	0.01
		1701	Cane or beet sugar and chemically pure sucrose, in solid form.	0.01

Table 8a (Ctd): Intra-EAC Re-Exports of the major twenty products, 2013(US\$, million)				
Partner state	Country of destination	Hs Level	Description of Goods	2013
Burundi	Kenya	2 digits		
		22	BEVERAGES, SPIRITS AND VINEGAR	0.07
		87	VEHICLES O/T RAILW/TRANW ROOL-STOCK, PTS & ACCESSORIES	0.05
		33	ESSENTIAL OILS & RESINOIDS; PERF, COSMETIC/TOILET PREP	0.04
		73	ARTICLES OF IRON AND STEEL	0.03
		72	IRON AND STEEL	0.03
		42	ARTICLES OF LEATHER; SADDLERY/HARNESS; TRAVEL GOODS ETC	0.02
		90	OPTICAL, PHOTO, CINE, MEAS, CHECKING, PRECISION, etc	0.01
		91	CLOCKS AND WATCHES AND PARTS THEREOF	0.01
		39	PLASTICS AND ARTICLES THEREOF	0.00
		48	PAPER & PAPERBOARD; ART OF PAPER PULP, PAPER/PAPERBOARD	0.00
		85	Electrical mchy equip parts thereof, sound recorder etc	0.00
		96	Miscellaneous manufactured articles	0.00
		92	MUSICAL INSTRUMENTS; PARTS AND ACCESS OF SUCH ARTICLES	0.00
		20	PREP OF VEGETABLE, FRUIT, NUTS OR OTHER PARTS OF PLANTS	0.00
		94	FURNITURE; BEDDING, MATTRESS, MATT SUPPORT, CUSHION ETC	0.00
		49	PRINTED BOOKS, NEWSPAPERS, PICTURES & OTHER PRODUCT ETC	0.00
		4 digits		
		2208	Undenatured ethyl alcohol of an alcoholic strength by volume of less than 80 % vol; spirit	0.06
		3303	Perfumes and toilet waters.	0.04
		8704	Motor vehicles for the transport of goods.	0.03
		7311	Containers for compressed or liquefied gas, of iron or steel	0.03
		7204	Ferrous waste and scrap; remelting scrap ingots of iron or steel.	0.03
		8703	Motor cars and other motor vehicles principally designed for the transport of persons (other than motor cycles)	0.01
		4202	Trunks, suit-cases, vanity-cases, executive-cases, brief-cases, school satchels, spectacles, goggles and the like, corrective, protective or other.	0.01
		9004	Spectacles, goggles and the like, corrective, protective or other.	0.01
		9102	Wrist-watches, pocket-watches and other watches, including stop-watches, other than those of heading 91.01	0.01
		3923	Articles for the conveyance or packing of goods, of plastics; stoppers, lids, caps and other closures	0.00
		4820	Registers, account books, note books, order books, receipt books, letter pads, memoranda	0.00
		8527	Reception apparatus for radio-telephony, radio-telegraphy or radio-broadcasting, whether of heading 85.02 or 85.04	0.00
		9101	Wrist-watches, pocket-watches and other watches, including stop-watches, with case of precious metal or of other material	0.00
		2202	Waters, including mineral waters and aerated waters, containing added sugar or other sweetening matter	0.00
		9030	Oscilloscopes, spectrum analysers and other instruments and apparatus for measuring or testing	0.00
		4203	Articles of apparel and clothing accessories, of leather or of composition leather.	0.00
		9613	Cigarette lighters and other lighters, whether or not mechanical or electrical, and parts thereof	0.00
		2204	Wine of fresh grapes, including fortified wines; grape must other than that of heading 20.02	0.00
		9202	Other string musical instruments (for example, guitars, violins, harps).	0.00
		2203	Beer made from malt.	0.00

Table 8a (Ctd): Intra-EAC Re-Exports of the major twenty products, 2013(US\$, million)

Partner state	Country of destination	Hs Level	Description of Goods	2013		
Burundi	Tanzania	2 digits				
		87	VEHICLES O/T RAILW/TRANW ROOL-STOCK, PTS & ACCESSORIES	0.24		
		72	IRON AND STEEL	0.18		
		70	GLASS AND GLASSWARE	0.09		
		85	Electrical mchy equip parts thereof, sound recorder etc	0.03		
		90	OPTICAL, PHOTO, CINE, MEAS, CHECKING, PRECISION, etc	0.02		
		84	Nuclear reactors, boilers, mchy & mech appliance, parts	0.02		
		98	Effets personnels dépourvus de tout caractère commercial	0.01		
		52	Cotton	0.00		
		81	Other base metals, cermets, articles thereof	0.00		
		92	MUSICAL INSTRUMENTS; PARTS AND ACCESS OF SUCH ARTICLES	0.00		
		76	ALUMINIUM AND ARTICLES THEREOF	0.00		
		39	PLASTICS AND ARTICLES THEREOF	0.00		
		63	OTHER MADE UP TEXTILE ARTICLES; SETS; WORN CLOTHING ETC	0.00		
				4 digits		
				7204	Ferrous waste and scrap; remelting scrap ingots of iron or steel.	0.18
				8703	Motor cars and other motor vehicles principally designed for the transport of persons (o	0.10
				8708	Parts and accessories of the motor vehicles of headings 87.01 to 87.05.	0.10
				7001	Cullet and other waste and scrap of glass; glass in the mass.	0.09
				8711	Motorcycles (including mopeds) and cycles fitted with an auxiliary motor, with or withou	0.03
				9025	Hydrometers and similar floating instruments, thermometers, pyrometers, barometers, hydr	0.02
				8704	Motor vehicles for the transport of goods.	0.01
				8502	Electric generating sets and rotary converters.	0.01
				8517	Electrical apparatus for line telephony or line telegraphy, including line telephone set	0.01
				9801	Personnal effects	0.01
				8430	Other moving, grading, levelling, scraping, excavating, tamping, compacting, extracting	0.01
				8548	Industrial electrical parts & machinery or apparatus not specified or incl	0.01
				8431	Parts suitable for use solely or principally with the machinery of headings 84.25 to 84.	0.01
				8504	Electrical transformers, static converters (for example, rectifiers) and inductors.	0.00
				5212	Other woven fabrics of cotton.	0.00
				8423	Weighing machinery (excluding balances of a sensitivity of 5 cg or better), including we	0.00
				8101	Tungsten (wolfram) and articles thereof, including waste and scrap.	0.00
				8702	Motor vehicles for the transport of ten or more persons, including the driver.	0.00
				8518	Microphones and stands therefor; loudspeakers, whether or not mounted in their enclosure	0.00
				8407	Spark-ignition reciprocating or rotary internal combustion piston engines.	0.00

Table 8a (Ctd): Intra-EAC Re-Exports of the major twenty products, 2013(US\$, million)

Partner state	Country of destination	Hs Level	Description of Goods	2013		
Burundi	Rwanda	2 digits				
		87	VEHICLES O/T RAILW/TRANW ROOL-STOCK, PTS & ACCESSORIES	0.73		
		10	Cereals	0.22		
		70	GLASS AND GLASSWARE	0.17		
		73	ARTICLES OF IRON AND STEEL	0.16		
		72	IRON AND STEEL	0.12		
		39	PLASTICS AND ARTICLES THEREOF	0.07		
		34	SOAP, ORGANIC SURFACE-ACTIVE AGENTS, WASHING PREP, ETC	0.03		
		56	WADDING, FELT & NONWOVEN; YARNS; TWINE, CORDAGE, ETC	0.03		
		92	MUSICAL INSTRUMENTS; PARTS AND ACCESS OF SUCH ARTICLES	0.02		
		21	Miscellaneous edible preparations	0.01		
		76	ALUMINIUM AND ARTICLES THEREOF	0.01		
		84	Nuclear reactors, boilers, mchy & mech appliance, parts	0.01		
		32	TANNING/DYEING EXTRACT; TANNINS & DERIVS; PIGM ETC	0.00		
		85	Electrical mchy equip parts thereof, sound recorder etc	0.00		
		33	ESSENTIAL OILS & RESINOIDS; PERF, COSMETIC/TOILET PREP	0.00		
				48	PAPER & PAPERBOARD; ART OF PAPER PULP, PAPER/PAPERBOARD	0.00
				90	OPTICAL, PHOTO, CINE, MEAS, CHECKING, PRECISION, etc	0.00
				96	Miscellaneous manufactured articles	0.00
				4 digits		
				8702	Motor vehicles for the transport of ten or more persons, including the driver.	0.34
				8703	Motor cars and other motor vehicles principally designed for the transport of persons (o	0.32
				1005	Maize (corn).	0.22
				7010	Carboys, bottles, flasks, jars, pots, phials, ampoules and other containers, of glass, o	0.17
				7204	Ferrous waste and scrap; remelting scrap ingots of iron or steel.	0.12
				7309	Reservoirs, tanks, vats and similar containers for any material (other than compressed o	0.09
				8704	Motor vehicles for the transport of goods.	0.07
				3923	Articles for the conveyance or packing of goods, of plastics; stoppers, lids, caps and o	0.03
				3926	Other articles of plastics and articles of other materials of headings 39.01 to 39.14.	0.03
				7311		0.03
				3402	Organic surface-active agents (other than soap); surface-active preparations, washing pr	0.03
				5602	Felt, whether or not impregnated, coated, covered or laminated.	0.03
				7326	Other articles of iron or steel.	0.03
				9207	Musical instruments, the sound of which is produced, or must be amplified, electrically	0.02
				2106	Food preparations not elsewhere specified or included.	0.01
		7308	Structures (excluding prefabricated buildings of heading 94.06) and parts of structures	0.01		
		7602		0.01		
		8431	Parts suitable for use solely or principally with the machinery of headings 84.25 to 84.	0.01		
		3208	Paints and varnishes (including enamels and lacquers) based on synthetic polymers or che	0.00		
		8530	Electrical signalling, safety or traffic control equipment for railways, tramways, roads	0.00		

Table 8a (Ctd): Intra-EAC Re-Exports of the major twenty products, 2013(US\$, million)						
Partner state	Country of destination	Hs Level	Description of Goods	2013		
Burundi	Uganda	2 digits				
		84	Nuclear reactors, boilers, mchy & mech appliance, parts	0.11		
		98	Effets personnels dépourvus de tout caractère commercial	0.02		
		72	IRON AND STEEL	0.01		
		70	GLASS AND GLASSWARE	0.01		
		32	TANNING/DYEING EXTRACT; TANNINS & DERIVS; PIGM ETC	0.00		
		19	PREP OF CEREAL, FLOUR, STARCH/MILK; PASTRYCOOKS' PROD	0.00		
		33	ESSENTIAL OILS & RESINOIDS; PERF, COSMETIC/TOILET PREP	0.00		
		94	FURNITURE; BEDDING, MATTRESS, MATT SUPPORT, CUSHION ETC	0.00		
		39	PLASTICS AND ARTICLES THEREOF	0.00		
		4 digits				
		8426	Ships' derricks; cranes, including cable cranes; mobile lifting frames, straddle carrier	0.11		
		9801		0.02		
		7204	Ferrous waste and scrap; remelting scrap ingots of iron or steel.	0.01		
		7010	Carboys, bottles, flasks, jars, pots, phials, ampoules and other containers, of glass, o	0.01		
		3204	Synthetic organic colouring matter, whether or not chemically defined; preparations as s	0.00		
		1901	Malt extract; food preparations of flour, groats, meal, starch or malt extract, not cont	0.00		
		3303	Perfumes and toilet waters.	0.00		
		9403	Other furniture and parts thereof.	0.00		
		3923	Articles for the conveyance or packing of goods, of plastics; stoppers, lids, caps and o	0.00		
		3304	Beauty or make-up preparations and preparations for the care of the skin (other than med	0.00		
		Tanzania	Kenya	2 digits		
				84	NUCLEAR REACTORS, BOILERS, MCHY & MECH APPLIANCE; PARTS	551.00
				89	SHIPS, BOATS AND FLOATING STRUCTURES	41.00
				27	MINERAL FUELS, OILS & PRODUCT OF THEIR DISTILLATION; ETC	32.00
				85	ELECTRICAL MCHY EQUIP PARTS THEREOF; SOUND RECORDER ETC	3.00
				87	VEHICLES O/T RAILW/TRANW ROOL-STOCK, PTS & ACCESSORIES	3.00
70	GLASS AND GLASSWARE			2.00		
90	OPTICAL, PHOTO, CINE, MEAS, CHECKING, PRECISION, etc			2.00		
73	ARTICLES OF IRON AND STEEL			1.00		
02	MEAT AND EDIBLE MEAT OFFAL			-		
10	CEREALS			-		
20	PREP OF VEGETABLE, FRUIT, NUTS OR OTHER PARTS OF PLANTS			-		
21	MISCELLANEOUS EDIBLE PREPARATIONS			-		
22	BEVERAGES, SPIRITS AND VINEGAR			-		
28	INORGN CHEM; COMPDS OF PREC MET, RADIOACT ELEMENTS ETC			-		
29	ORGANIC CHEMICALS			-		
30	PHARMACEUTICAL PRODUCTS			-		
31	FERTILISERS			-		
32	TANNING/DYEING EXTRACT; TANNINS & DERIVS; PIGM ETC			-		
33	ESSENTIAL OILS & RESINOIDS; PERF, COSMETIC/TOILET PREP			-		
34	SOAP, ORGANIC SURFACE-ACTIVE AGENTS, WASHING PREP, ETC			-		
4 digits						
8431	PARTS SUITABLE FOR USE WITH THE MACHINERY OF 84.25 TO 84.30			547.00		
8905	LIGHT-VESSELS, FIRE-FLOATS, ETC; FLOATING DOCKS, PLATFORMS FOR DRILLING			41.00		
2711	PETROLEUM GASES AND OTHER GASEOUS HYDROCARBONS			32.00		
8704	MOTOR VEHICLES FOR THE TRANSPORT OF GOODS			3.00		
7010	CARBOYS, BOTTLES, FLASKS... AMPOULES, ETC; STOPPERS, LIDS..., OF GLASS			2.00		
8474	MACHINERY FOR SORTING..., AGGLOMERATING... EARTH, STONE, ORES, ETC			2.00		
7309	RESERVOIRS, TANKS (EXCL FOR GAS), OF IRON OR STEEL, > 300L			1.00		
8412	OTHER ENGINES AND MOTORS			1.00		
8429	SELF-PROPELLED BULLDOZERS, ANGLEDOZERS, GRADERS, LEVELLERS, ETC			1.00		
8461	MACHINE-TOOLS FOR PLANING, SHAPING, SLOTTING, BROACHING ... METAL, NES			1.00		
8502	ELECTRIC GENERATING SETS AND ROTARY CONVERTERS			1.00		
8504	ELECTRICAL TRANSFORMERS, STATIC CONVERTERS AND INDUCTORS			1.00		
9015	SURVEYING, HYDROGRAPHIC, OCEANOGRAPHIC... INSTRUMENTS/APPLIANCES, NES	1.00				
0207	MEAT AND EDIBLE OFFAL OF POULTRY, FRESH, CHILLED OR FROZEN	-				
1006	RICE	-				
2009	FRUIT JUICES (INCL. GRAPE MUST) AND VEGETABLE JUICES, UNFERMENTED	-				
2103	SAUCES AND SAUCE PREPARATIONS; MIXED CONDIMENTS AND SEASONINGS; MUSTARD	-				
2104	SOUPS... AND PREPARATIONS THEREFOR; HOMOGENIZED COMPOSITE FOODS	-				
2203	BEER MADE FROM MALT	-				
2710	PETROLEUM OILS AND OILS OBTAINED FROM BITUMINOUS MINERALS, OTHER THAN CRUDE	-				

Table 8a (Ctd): Intra-EAC Re-Exports of the major twenty products, 2013(US\$, million)					
Partner state	Country of destination	Hs Level	Description of Goods	2013	
Tanzania	Uganda	2 digits			
		27	MINERAL FUELS, OILS & PRODUCT OF THEIR DISTILLATION; ETC	5.00	
		84	NUCLEAR REACTORS, BOILERS, MCHY & MECH APPLIANCE; PARTS	3.00	
		87	VEHICLES O/T RAILW/TRANW ROOL-STOCK, PTS & ACCESSORIES	2.00	
		31	FERTILISERS	1.00	
		85	ELECTRICAL MCHY EQUIP PARTS THEREOF; SOUND RECORDER ETC	1.00	
		04	DAIRY PROD; BIRDS' EGGS; NATURAL HONEY; EDIBLE PROD NES	-	
		10	CEREALS	-	
		21	MISCELLANEOUS EDIBLE PREPARATIONS	-	
		22	BEVERAGES, SPIRITS AND VINEGAR	-	
		34	SOAP, ORGANIC SURFACE-ACTIVE AGENTS, WASHING PREP, ETC	-	
		38	MISCELLANEOUS CHEMICAL PRODUCTS	-	
		39	PLASTICS AND ARTICLES THEREOF	-	
		40	RUBBER AND ARTICLES THEREOF	-	
		44	WOOD AND ARTICLES OF WOOD; WOOD CHARCOAL	-	
		48	PAPER & PAPERBOARD; ART OF PAPER PULP, PAPER/PAPERBOARD	-	
		49	PRINTED BOOKS, NEWSPAPERS, PICTURES & OTHER PRODUCT ETC	-	
		56	WADDING, FELT & NONWOVEN; YARNS; TWINE, CORDAGE, ETC	-	
		63	OTHER MADE UP TEXTILE ARTICLES; SETS; WORN CLOTHING ETC	-	
		65	UMBRELLAS, WALKING-STICKS, SEAT-STICKS, WHIPS, ETC	-	
		82	Tool, Implement, Cutlery, Spoon & Fork, Of Base Met Etc	0.00	
		4 digits			
		2711	PETROLEUM GASES AND OTHER GASEOUS HYDROCARBONS	5.00	
		3104	MINERAL OR CHEMICAL FERTILIZERS, POTASSIC	1.00	
		8427	FORK-LIFT TRUCKS; WORKS TRUCKS FITTED WITH LIFTING/HANDLING EQUIPMENT	1.00	
		8429	SELF-PROPELLED BULLDOZERS, ANGLEDOZERS, GRADERS, LEVELLERS, ETC	1.00	
		8430	EARTH MOVING... MACHINERY, NES; PILE-DRIVERS/EXTRACTORS; SNOW-PLOUGHS	1.00	
		8431	PARTS SUITABLE FOR USE WITH THE MACHINERY OF 84.25 TO 84.30	1.00	
		8474	MACHINERY FOR SORTING..., AGGLOMERATING... EARTH, STONE, ORES, ETC	1.00	
		8504	ELECTRICAL TRANSFORMERS, STATIC CONVERTERS AND INDUCTORS	1.00	
		8704	MOTOR VEHICLES FOR THE TRANSPORT OF GOODS	1.00	
		0402	MILK AND CREAM, CONCENTRATED OR SWEETENED	-	
		1001	WHEAT AND MESLIN	-	
		2106	FOOD PREPARATIONS NOT ELSEWHERE SPECIFIED OR INCLUDED	-	
		2204	WINE OF FRESH GRAPES, (INCL. FORTIFIED WINES); OTHER GRAPE MUST	-	
		2206	OTHER FERMENTED BEVERAGES	-	
		2710	PETROLEUM OILS AND OILS OBTAINED FROM BITUMINOUS MINERALS, OTHER THAN CRUDE	-	
		3102	MINERAL OR CHEMICAL FERTILIZERS, NITROGENOUS	-	
		3103	MINERAL OR CHEMICAL FERTILIZERS, PHOSPHATIC	-	
		3105	MINERAL OR CHEMICAL FERTILIZERS, NES; OTHER FERTILIZERS; GOODS =<10KG	-	
		3401	SOAP; ORGANIC SURFACE-ACTIVE PRODUCTS IN BARS, ETC; PAPER WITH SOAP, ETC	-	
		3403	LUBRICATING PREPARATIONS, ETC (EXCL. THOSE OF >=70% PETROLEUM OIL)	-	

Table 8a (Ctd): Intra-EAC Re-Exports of the major twenty products, 2013(US\$, million)						
Partner state	Country of destination	Hs Level	Description of Goods	2013		
Tanzania	Burundi	2 digits				
		84	NUCLEAR REACTORS, BOILERS, MCHY & MECH APPLIANCE; PARTS	15.00		
		31	FERTILISERS	4.00		
		36	EXPLOSIVES; PYROTECHNIC PROD; MATCHES; PYRO ALLOY; ETC	1.00		
		15	ANIMAL/VEG FATS & OIL & THEIR CLEAVAGE PRODUCTS; ETC	-		
		27	MINERAL FUELS, OILS & PRODUCT OF THEIR DISTILLATION; ETC	-		
		28	INORGN CHEM; COMPDS OF PREC MET, RADIOACT ELEMENTS ETC	-		
		32	TANNING/DYEING EXTRACT; TANNINS & DERIVS; PIGM ETC	-		
		37	PHOTOGRAPHIC OR CINEMATOGRAPHIC GOODS	-		
		38	MISCELLANEOUS CHEMICAL PRODUCTS	-		
		39	PLASTICS AND ARTICLES THEREOF	-		
		40	RUBBER AND ARTICLES THEREOF	-		
		48	PAPER & PAPERBOARD; ART OF PAPER PULP, PAPER/PAPERBOARD	-		
		58	SPECIAL WOOVEN FAB; TUFTED TEX FAB; LACE; TAPESTRIES ETC	-		
		63	OTHER MADE UP TEXTILE ARTICLES; SETS; WORN CLOTHING ETC	-		
		67	PREPR FEATHERS & DOWN; ARTI FLOWER; ARTICLES HUMAN HAIR	-		
		69	CERAMIC PRODUCTS	-		
		73	ARTICLES OF IRON AND STEEL	-		
		82	TOOL, IMPLEMENT, CUTLERY, SPOON & FORK, OF BASE MET ETC	-		
		83	MISCELLANEOUS ARTICLES OF BASEE METAL	-		
		85	ELECTRICAL MCHY EQUIP PARTS THEREOF; SOUND RECORDER ETC	-		
				4 digits		
				8432	MACHINERY FOR SOIL PREPARATION/CULTIVATION; LAWN/SPORTS-GROUND ROLLERS	15.00
				3105	MINERAL OR CHEMICAL FERTILIZERS, NES; OTHER FERTILIZERS; GOODS =<10KG	3.00
				3102	MINERAL OR CHEMICAL FERTILIZERS, NITROGENOUS	1.00
				3104	MINERAL OR CHEMICAL FERTILIZERS, POTASSIC	1.00
				3602	PREPARED EXPLOSIVES	1.00
				1516	ANIMAL OR VEGETABLE FATS AND OILS AND FRACTIONS, HYDROGENATED, ETC	-
				2711	PETROLEUM GASES AND OTHER GASEOUS HYDROCARBONS	-
				2712	PETROLEUM JELLY; PARAFFIN WAX... AND OTHER MINERAL WAXES, ETC	-
				2714	BITUMEN AND ASPHALT, NATURAL; BITUMINOUS OR OIL SHALE...; ASPHALTITES...	-
				2815	HYDROXIDES AND PEROXIDES OF SODIUM OR POTASSIUM	-
				3204	SYNTHETIC ORGANIC COLOURING MATTER AND PREPARATIONS AND PRODUCTS	-
				3703	PHOTOGRAPHIC PAPER, PAPERBOARD AND TEXTILLES, UNEXPOSED	-
				3824	PREPARED BINDERS FOR FOUNDRY MOULD OR CORES	-
				3917	TUBES, PIPES AND HOSES, AND FITTINGS THEREFOR, OF PLASTICS	-
				3922	BATHS, SHOWER-BATHS... AND SIMILAR SANITARY WARE, OF PLASTICS	-
		3923	ARTICLES FOR CONVEYANCE OR PACKING OF GOODS, OF PLASTICS	-		
		3926	OTHER ARTICLES OF PLASTICS, NES	-		
		4011	NEW PNEUMATIC TYRES, OF RUBBER	-		
		4819	CARTONS, BOXES, ETC; BOX FILES, ETC, OF PAPER, PAPERBOARD, ETC	-		
		5802	TERRY TOWELLING AND SIMILAR WOVEN TERRY FABRICS; TUFTED TEXTILE FABRICS	-		

Table 8a (Ctd): Intra-EAC Re-Exports of the major twenty products, 2013(US\$, million)						
Partner state	Country of destination	Hs Level	Description of Goods	2013		
Tanzania	Rwanda	2 digits				
		31	FERTILISERS	18.00		
		84	NUCLEAR REACTORS, BOILERS, MCHY & MECH APPLIANCE; PARTS	7.00		
		27	MINERAL FUELS, OILS & PRODUCT OF THEIR DISTILLATION; ETC	2.00		
		72	IRON AND STEEL	2.00		
		63	OTHER MADE UP TEXTILE ARTICLES; SETS; WORN CLOTHING ETC	1.00		
		69	CERAMIC PRODUCTS	1.00		
		07	EDIBLE VEGETABLES AND CERTAIN ROOTS AND TUBERS	-		
		10	CEREALS	-		
		12	OIL SEED, OLEAGI FRUITS; MISCELL GRAIN, SEED, FRUIT ETC	-		
		16	PREP OF MEAT, FISH OR CRUSTACEANS, MOLLUSCS ETC	-		
		17	SUGARS AND SUGAR CONFECTIONERY	-		
		19	PREP OF CEREAL, FLOUR, STARCH/MILK; PASTRYCOOKS' PROD	-		
		20	PREP OF VEGETABLE, FRUIT, NUTS OR OTHER PARTS OF PLANTS	-		
		21	MISCELLANEOUS EDIBLE PREPARATIONS	-		
		25	SALT; SULPHUR; EARTH & STON; PLASTERING MAT; LIME & CEM	-		
		28	INORGN CHEM; COMPDS OF PREC MET, RADIOACT ELEMENTS ETC	-		
		33	ESSENTIAL OILS & RESINOIDS; PERF, COSMETIC/TOILET PREP	-		
		34	SOAP, ORGANIC SURFACE-ACTIVE AGENTS, WASHING PREP, ETC	-		
		36	EXPLOSIVES; PYROTECHNIC PROD; MATCHES; PYRO ALLOY; ETC	-		
		37	PHOTOGRAPHIC OR CINEMATOGRAPHIC GOODS	-		
				4 digits		
				3105	MINERAL OR CHEMICAL FERTILIZERS, NES; OTHER FERTILIZERS; GOODS =<10KG	13.00
				8432	MACHINERY FOR SOIL PREPARATION/CULTIVATION; LAWN/SPORTS-GROUND ROLLERS	7.00
				3102	MINERAL OR CHEMICAL FERTILIZERS, NITROGENOUS	5.00
				2711	PETROLEUM GASES AND OTHER GASEOUS HYDROCARBONS	2.00
				7222	OTHER BARS AND RODS OF STAINLESS STEEL; ANGLES, SHAPES AND SECTIONS	2.00
				2714	BITUMEN AND ASPHALT, NATURAL; BITUMINOUS OR OIL SHALE...; ASPHALTITES...	1.00
				0710	VEGETABLES, FROZEN	-
				1006	RICE	-
				1208	FLOURS AND MEALS OF OIL SEEDS OR OLEAGINOUS FRUITS (EXCL. MUSTARD)	-
				1603	EXTRACTS AND JUICES OF MEAT, FISH OR CRUSTACEANS	-
				1701	CANE OR BEET SUGAR AND CHEMICALLY PURE SUCROSE, IN SOLID FORM	-
				1905	BREAD, PASTRY, CAKES, ETC; COMMUNION WAFERS, RICE PAPER, ETC	-
				2009	FRUIT JUICES (INCL. GRAPE MUST) AND VEGETABLE JUICES, UNFERMENTED	-
				2101	EXTRACTS AND PREPARATIONS OF COFFEE, TEA OR MATE; ROASTED CHICORY...	-
				2102	YEASTS; OTHER SINGLE-CELL MICRO-ORGANISMS, DEAD; PREPARED BAKING POWDERS	-
		2104	SOUPS... AND PREPARATIONS THEREFOR; HOMOGENIZED COMPOSITE FOODS	-		
		2510	NATURAL CALCIUM PHOSPHATES, ALUMINIUM CALCIUM PHOSPHATES, ETC	-		
		2520	GYPNUM; ANHYDRITE; PLASTERS	-		
		2836	CARBONATES; PEROXOCARBONATES; COMMERCIAL AMMONIUM CARBONATE	-		
		3103	MINERAL OR CHEMICAL FERTILIZERS, PHOSPHATIC	-		

Table 8a (Ctd): Intra-EAC Re-Exports of the major twenty products, 2013(US\$, million)						
Partner state	Country of destination	Hs Level	Description of Goods	2013		
Kenya	Uganda	2 digits				
		27	Mineral fuels, mineral oils and products of their	38.62		
		30	Pharmaceutical products.	18.52		
		84	Nuclear reactors, boilers, machinery and mechanica	14.55		
		87	Vehicles other than railway or tramway rolling-sto	13.85		
		31	Fertilisers.	11.49		
		10	Cereals.	10.09		
		19	Preparations of cereals, flour, starch or milk; pa	5.53		
		90	Optical, photographic, cinematographic, measuring,	5.35		
		85	Electrical machinery and equipment and parts there	4.85		
		39	Plastics and articles thereof.	3.87		
		38	Miscellaneous chemical products.	2.98		
		28	Inorganic chemicals; organic or inorganic compound	2.96		
		15	Animal or vegetable fats and oils and their cleava	2.68		
		29	Organic chemicals.	2.21		
		07	Edible vegetables and certain roots and tubers.	2.07		
		72	Iron and steel.	1.80		
		32	Tanning or dyeing extracts; tannins and their deri	1.05		
		33	Essential oils and resinoids; perfumery, cosmetic	0.98		
		34	Soap, organic surface-active agents, washing prepa	0.97		
		89	Ships, boats and floating structures.	0.84		
				4 digits		
				2710	Petroleum oils and oils obtained from bituminous m	33.30
				3004	Medicaments of mixed or unmixed products, for reta	18.39
				1007	Grain sorghum	8.02
				8701	Tractors (excl. Tractors of 87.09)	6.02
				3105	Mineral or chemical fertilizers, nes; other fertil	5.22
				1901	Malt extract; food preparations of flour, etc., ne	5.10
				2711	Petroleum gases and other gaseous hydrocarbons	4.85
				3102	Mineral or chemical fertilizers, nitrogenous	4.84
				9015	Surveying, hydrographic, oceanographic... Instrume	3.63
				8703	Motor cars and other motor vehicles for the transp	2.92
				8471	Automatic data processing machines...; magnetic re	2.91
				8704	Motor vehicles for the transport of goods	2.87
				3907	Polyethers and epoxide resins; polyesters, in prim	2.45
				3808	Insecticides, rodenticides... And similar products	2.29
				8429	Self-propelled bulldozers, angledozers, graders, l	2.08
				0713	Dried leguminous vegetables, shelled	2.02
				8443	Printing machinery; machines for uses ancillary to	1.69
				1511	Palm oil and its fractions wheather or not refined	1.64
				8418	Refrigerators, freezers, etc; heat pumps (excl. Ai	1.64
				8430	Earth moving... Machinery, nes; pile-drvers/extrac	1.56

Table 8a (Ctd): Intra-EAC Re-Exports of the major twenty products, 2013(US\$, million)						
Partner state	Country of destination	Hs Level	Description of Goods	2013		
Kenya	Tanzania	2 digits				
		27	Mineral fuels, mineral oils and products of their	10.85		
		30	Pharmaceutical products.	9.52		
		84	Nuclear reactors, boilers, machinery and mechanica	8.26		
		87	Vehicles other than railway or tramway rolling-sto	6.03		
		38	Miscellaneous chemical products.	4.90		
		89	Ships, boats and floating structures.	3.73		
		85	Electrical machinery and equipment and parts there	2.45		
		90	Optical, photographic, cinematographic, measuring,	2.04		
		73	Articles of iron or steel.	1.74		
		39	Plastics and articles thereof.	1.46		
		40	Rubber and articles thereof.	1.34		
		33	Essential oils and resinoids; perfumery, cosmetic	1.19		
		28	Inorganic chemicals; organic or inorganic compound	1.10		
		31	Fertilisers.	1.00		
		29	Organic chemicals.	0.89		
		07	Edible vegetables and certain roots and tubers.	0.82		
		11	Products of the milling industry; malt; starches;	0.60		
		15	Animal or vegetable fats and oils and their cleava	0.41		
		19	Preparations of cereals, flour, starch or milk; pa	0.39		
		32	Tanning or dyeing extracts; tannins and their deri	0.38		
				4 digits		
				2710	Petroleum oils and oils obtained from bituminous m	10.69
				3004	Medicaments of mixed or unmixed products, for reta	9.48
				3808	Insecticides, rodenticides... And similar products	4.25
				8701	Tractors (excl. Tractors of 87.09)	3.89
				8901	Cruise ships, excursion boats, etc, for transport	3.73
				8429	Self-propelled bulldozers, angledozers, graders, l	1.82
				9018	Instruments and appliances used in medical, surgic	1.63
				7308	Iron/steel structures and parts thereof; plates, r	1.51
				8443	Printing machinery; machines for uses ancillary to	1.06
				4011	New pneumatic tyres, of rubber	1.00
				8703	Motor cars and other motor vehicles for the transp	0.91
				8479	Machines and mechanical appliances, having individ	0.82
				0713	Dried leguminous vegetables, shelled	0.82
				8418	Refrigerators, freezers, etc; heat pumps (excl. Ai	0.78
				3306	Preparations for oral or dental hygiene (incl. Den	0.77
				2833	Sulphates; alums; peroxosulphates (persulphates)	0.67
				8471	Automatic data processing machines...; magnetic re	0.62
				1107	Malt	0.60
				8413	Pumps for liquids; liquid elevators	0.59
				3907	Polyethers and epoxide resins; polyesters, in prim	0.58

Table 8a (Ctd): Intra-EAC Re-Exports of the major twenty products, 2013(US\$, million)

Partner state	Country of destination	Hs Level	Description of Goods	2013		
Kenya	Rwanda	2 digits				
		30	Pharmaceutical products.	5.03		
		27	Mineral fuels, mineral oils and products of their	2.49		
		31	Fertilisers.	1.82		
		90	Optical, photographic, cinematographic, measuring,	1.75		
		87	Vehicles other than railway or tramway rolling-sto	1.64		
		84	Nuclear reactors, boilers, machinery and mechanica	1.37		
		85	Electrical machinery and equipment and parts there	1.31		
		73	Articles of iron or steel.	0.77		
		70	Glass and glassware.	0.38		
		32	Tanning or dyeing extracts; tannins and their deri	0.36		
		48	Paper and paperboard; articles of paper pulp, of p	0.33		
		39	Plastics and articles thereof.	0.31		
		40	Rubber and articles thereof.	0.30		
		28	Inorganic chemicals; organic or inorganic compound	0.29		
		22	Beverages, spirits and vinegar.	0.25		
		94	Furniture; bedding, mattresses, mattress supports,	0.24		
		38	Miscellaneous chemical products.	0.23		
		36	Explosives; pyrotechnic products; matches; pyropho	0.21		
		34	Soap, organic surface-active agents, washing prepa	0.19		
		33	Essential oils and resinoids; perfumery, cosmetic	0.18		
				4 digits		
				3004	Medicaments of mixed or unmixed products, for reta	4.85
				2710	Petroleum oils and oils obtained from bituminous m	2.10
				3105	Mineral or chemical fertilizers, nes; other fertil	1.82
				9018	Instruments and appliances used in medical, surgic	1.65
				8704	Motor vehicles for the transport of goods	1.09
				8517	Electrical apparatus for line telephony or line te	0.58
				7304	Tubes, pipes and hollow profiles, seamless, of iro	0.44
				2711	Petroleum gases and other gaseous hydrocarbons	0.38
				8471	Automatic data processing machines...; magnetic re	0.34
				8705	Special purpose motor vehicles (eg crane, fire-fig	0.31
				8501	Electric motors and generators (excl. Generating s	0.29
				7005	Float glass and surface ground or polished glass,	0.28
				8701	Tractors (excl. Tractors of 87.09)	0.24
				2815	Hydroxides and peroxides of sodium or potassium	0.22
				8413	Pumps for liquids; liquid elevators	0.21
				3602	Prepared explosives	0.21
				4811	Paper, paperboard, etc, coated..., in rolls or she	0.20
				2208	Undenatured ethyl alcohol of an alcoholic strength	0.19
				4011	New pneumatic tyres, of rubber	0.18
		3206	Other colouring matter, nes; inorganic products us	0.18		

Table 8a (Ctd): Intra-EAC Re-Exports of the major twenty products, 2013(US\$, million)

Partner state	Country of destination	Hs Level	Description of Goods	2013		
Kenya	Burundi	2 digits				
		27	Mineral fuels, mineral oils and products of their	1.50		
		07	Edible vegetables and certain roots and tubers.	0.99		
		31	Fertilisers.	0.87		
		19	Preparations of cereals, flour, starch or milk; pa	0.70		
		10	Cereals.	0.46		
		85	Electrical machinery and equipment and parts there	0.32		
		30	Pharmaceutical products.	0.27		
		15	Animal or vegetable fats and oils and their cleava	0.26		
		22	Beverages, spirits and vinegar.	0.20		
		87	Vehicles other than railway or tramway rolling-sto	0.16		
		84	Nuclear reactors, boilers, machinery and mechanica	0.16		
		39	Plastics and articles thereof.	0.05		
		72	Iron and steel.	0.05		
		90	Optical, photographic, cinematographic, measuring,	0.04		
		11	Products of the milling industry; malt; starches;	0.03		
		28	Inorganic chemicals; organic or inorganic compound	0.03		
		02	Meat and edible meat offal.	0.03		
		29	Organic chemicals.	0.02		
		38	Miscellaneous chemical products.	0.01		
		34	Soap, organic surface-active agents, washing prepa	0.01		
				4 digits		
				2710	Petroleum oils and oils obtained from bituminous m	1.39
				0713	Dried leguminous vegetables, shelled	0.99
				3105	Mineral or chemical fertilizers, nes; other fertil	0.85
				1901	Malt extract; food preparations of flour, etc., ne	0.70
				1006	Rice	0.46
				1511	Palm oil and its fractions wheather or not refined	0.26
				3004	Medicaments of mixed or unmixed products, for reta	0.25
				8535	Electrical apparatus for switching... Electrical c	0.18
				8701	Tractors (excl. Tractors of 87.09)	0.16
				2711	Petroleum gases and other gaseous hydrocarbons	0.10
				2204	Wine of fresh grapes, (incl. Fortified wines); oth	0.09
				8413	Pumps for liquids; liquid elevators	0.09
				2208	Undenatured ethyl alcohol of an alcoholic strength	0.09
				8502	Electric generating sets and rotary converters	0.07
				7216	Angles, shapes and sections of iron or non-alloy s	0.04
				1108	Starches and inulin	0.03
				0207	Meat and edible offal of poultry, fresh, chilled o	0.03
				3901	Polymers of ethylene, in primary forms	0.02
				3005	Wadding, gauze, etc with pharmaceutical substances	0.02
		9018	Instruments and appliances used in medical, surgic	0.02		

Partner states	Country of destination	Hs Level	Description of Goods	values		
Uganda	Burundi	2 digits				
		64	Footwear, gaiters and the like; parts of such articles	2.72		
		36	Explosives; pyrotechnic prod; matches; pyrop alloy; etc	1.03		
		87	Vehicles o/t railw/tramw roll-stock, pts & accessories	0.83		
		33	Essential oils & resinoids; perf, cosmetic/toilet prep	0.77		
		39	Plastics and articles thereof	0.47		
		72	Iron and steel	0.47		
		30	Pharmaceutical products	0.30		
		19	Prep of cereal, flour, starch/milk; pastrycooks' prod	0.22		
		22	Beverages, spirits and vinegar	0.21		
		15	Animal/veg fats & oils & their cleavage products; etc	0.20		
		73	Articles of iron or steel	0.20		
		84	Nuclear reactors, boilers, mchy & mech appliance; parts	0.18		
		48	Paper & paperboard; art of paper pulp, paper/paperboard	0.17		
		85	Electrical mchy equip parts thereof; sound recorder etc	0.16		
		49	Printed books, newspapers, pictures & other product etc	0.13		
		96	Miscellaneous manufactured articles	0.10		
		21	Miscellaneous edible preparations	0.10		
		63	Other made up textile articles; sets; worn clothing etc	0.08		
		34	Soap, organic surface-active agents, washing prep, etc	0.06		
		20	Prep of vegetable, fruit, nuts or other parts of plants	0.05		
				4 digits		
				6402	Other footwear with outer soles and uppers of rubber or plastics	2.55
				3605	Matches (excl.pyrotechnic articles of 36.04)	1.03
				3306	Preparations for oral or dental hygiene (incl. Denture fixative)	0.73
				7213	Iron/steel bars and rods, hot-rolled, in irregularly wound coils	0.37
				8704	Motor vehicles for the transport of goods	0.36
				3901	Polymers of ethylene, in primary forms	0.33
				3004	Medicaments of mixed or unmixed products, for retail sale	0.28
				8703	Motor cars and other motor vehicles for the transport of persons	0.28
				1905	Bread, pastry, cakes, etc; communion wafers, rice paper, etc	0.21
				1517	Margarine; edible preparations of animal or vegetable fats or oils, nes	0.16
				7323	Table, kitchen or household articles and parts thereof of iron or steel	0.15
				4911	Other printed matter, including printed pictures and photographs	0.12
				2203	Beer made from malt	0.12
				8438	Machinery, nes, for the industrial preparation of food or drink	0.12
				8502	Electric generating sets and rotary converters	0.11
		6405	Other footwear, nes	0.10		
		9619	Sanitary towels (pads) and tampons, napkins and napkin liners for babies and similar a	0.10		
		8711	Motocycles (incl. Mopeds) and cycles fitted with an auxiliary motor	0.09		
		8714	Parts and accessories of vehicles of 87.11 to 87.13	0.07		
		7214	Iron/steel bars and rods, forged, etc (incl. Twisted), uncoiled	0.06		

Partner states	Country of destination	Hs Level	Description of Goods	values		
Uganda	Kenya	2 digits				
		84	Nuclear reactors, boilers, mchy & mech appliance; parts	18.22		
		70	Glass and glassware	15.40		
		39	Plastics and articles thereof	11.82		
		87	Vehicles o/t railw/tramw roll-stock, pts & accessories	4.35		
		73	Articles of iron or steel	2.01		
		85	Electrical mchy equip parts thereof; sound recorder etc	1.90		
		90	Optical, photo, cine, meas, checking, precision, etc	1.67		
		63	Other made up textile articles; sets; worn clothing etc	0.69		
		19	Prep of cereal, flour, starch/milk; pastrycooks' prod	0.57		
		36	Explosives; pyrotechnic prod; matches; pyrop alloy; etc	0.29		
		88	Aircraft, spacecraft, and parts thereof	0.18		
		55	Man-made staple fibres	0.14		
		12	Oil seed, oleagi fruits; miscell grain, seed, fruit etc	0.11		
		28	Inorgn chem; compds of prec met, radioact elements etc	0.09		
		23	Residues & waste from the food indust; prepr ani fodder	0.09		
		82	Tool, implement, cutlery, spoon & fork, of base met etc	0.09		
		76	Aluminium and articles thereof	0.09		
		27	Mineral fuels, oils & product of their distillation; etc	0.08		
		94	Furniture; bedding, mattress, matt support, cushion etc	0.08		
		22	Beverages, spirits and vinegar	0.06		
				4 digits		
				7010	Carboys, bottles, flasks... Ampoules, etc; stoppers, lids..., of glass	15.39
				3923	Articles for the of goods, of plastics; stopers, etc, of plastics	11.78
				8430	Earth moving... Machinery, nes; pile-drivers/extractors; snow-ploughs	6.78
				8431	Parts suitable for use with the machinery of 84.25 to 84.30	6.36
				8704	Motor vehicles for the transport of goods	1.07
				8705	Special purpose motor vehicles (eg crane, fire-fighting, etc, vehicles)	1.06
				8703	Motor cars and other motor vehicles for the transport of persons	1.05
				8429	Self-propelled bulldozers, angledozers, graders, levellers, etc	1.03
				8426	Derricks; cranes; mobile lifting frames... Trucks fitted with a crane	0.96
				8478	Machinery for preparing or making up tobacco, nes	0.93
				8517	Electrical apparatus for line telephony or line telegraphy	0.87
				8425	Pulley tackle and hoists; winches and capstans; jacks	0.80
				9015	Surveying, hydrographic, oceanographic... Instruments/appliances, nes	0.70
				1901	Malt extract; food preparations of flour, etc, nes	0.57
				8701	Tractors (excl. Tractors of 87.09)	0.55
		7309	Reservoirs, tanks... (excl. For gas) of iron or steel, >=300 l	0.53		
		7308	Iron/steel structures and parts thereof; plates, rods... Therefor	0.53		
		8471	Automatic data processing machines...; magnetic readers..., nes	0.44		
		7311	Containers for compressed or liquefied gas, of iron or steel	0.40		
		9029	Revolution counters, etc; speedometers and tachometers; stroboscopes	0.38		

Table 8b (Ctd): Intra-EAC Re-Exports of the major twenty products, 2014(US\$, million)						
Partner states	Country of destination	Hs Level	Description of Goods	values		
Uganda	Rwanda	2 digits				
		17	Sugars and sugar confectionery	6.31		
		84	Nuclear reactors, boilers, mchy & mech appliance; parts	5.13		
		87	Vehicles o/t railw/tramw roll-stock, pts & accessories	2.70		
		15	Animal/veg fats & oils & their cleavage products; etc	2.40		
		10	Cereals	2.10		
		34	Soap, organic surface-active agents, washing prep, etc	1.37		
		22	Beverages, spirits and vinegar	1.04		
		36	Explosives; pyrotechnic prod; matches; pyrop alloy; etc	1.02		
		72	Iron and steel	0.98		
		39	Plastics and articles thereof	0.96		
		49	Printed books, newspapers, pictures & other product etc	0.83		
		40	Rubber and articles thereof	0.69		
		85	Electrical mchy equip parts thereof; sound recorder etc	0.67		
		27	Mineral fuels, oils & product of their distillation; etc	0.46		
		54	Man-made filaments	0.40		
		21	Miscellaneous edible preparations	0.31		
		48	Paper & paperboard; art of paper pulp, paper/paperboard	0.30		
		19	Prep of cereal, flour, starch/milk; pastrycooks' prod	0.29		
		74	Copper and articles thereof	0.22		
		03	Fish & crustacean, mollusc & other aquatic invertebrate	0.22		
				4 digits		
				1701	Cane or beet sugar and chemically pure sucrose, in solid form	6.08
				8462	Machine-tools (incl. Presses) for working metal by forging, etc	2.80
				1006	Rice	1.93
				8704	Motor vehicles for the transport of goods	1.39
				1511	Palm oil and its fractions	1.10
				1517	Margarine; edible preparations of animal or vegetable fats or oils, nes	0.95
				8471	Automatic data processing machines...; magnetic readers..., nes	0.87
				3402	Non-soap surface-active agents; washing preparations, nes	0.84
				4911	Other printed matter, including printed pictures and photographs	0.74
				8703	Motor cars and other motor vehicles for the transport of persons	0.72
				4011	New pneumatic tyres, of rubber	0.64
				8456	Machine-tools for working material by laser/light/photon beam, etc	0.59
				3923	Articles for the of goods, of plastics; stopers, etc, of plastics	0.58
				7210	Rolled iron or non-alloy steel, >=600mm wide, clad, plated or coated	0.49
				2202	Waters (incl. Mineral and aerated), with added sugar...(incl. Sweetened)	0.48
				3602	Prepared explosives, (excl. Propellent powders)	0.43
				5402	Synthetic filament yarn, nprs (incl. Synthetic monofilament)	0.40
				3603	Safety fuses; detonating fuses; caps; igniters; electric detonators	0.38
				2710	Petroleum oils, etc, (excl. Crude); preparations thereof, nes	0.34
				2208	Undenatured ethyl alcohol of an alcoholic strength <80%; spirits, etc	0.29

Table 8b (Ctd): Intra-EAC Re-Exports of the major twenty products, 2014(US\$, million)						
Partner states	Country of destination	Hs Level	Description of Goods	values		
Uganda	Tanzania	2 digits				
		87	Vehicles o/t railw/tramw roll-stock, pts & accessories	5.17		
		90	Optical, photo, cine, meas, checking, precision, etc	2.59		
		84	Nuclear reactors, boilers, mchy & mech appliance; parts	1.99		
		30	Pharmaceutical products	1.07		
		85	Electrical mchy equip parts thereof; sound recorder etc	0.79		
		95	Toys, games & sports requisites; parts & access thereof	0.30		
		22	Beverages, spirits and vinegar	0.19		
		34	Soap, organic surface-active agents, washing prep, etc	0.16		
		82	Tool, implement, cutlery, spoon & fork, of base met etc	0.14		
		15	Animal/veg fats & oils & their cleavage products; etc	0.14		
		55	Man-made staple fibres	0.13		
		94	Furniture; bedding, mattress, matt support, cushion etc	0.10		
		48	Paper & paperboard; art of paper pulp, paper/paperboard	0.10		
		73	Articles of iron or steel	0.08		
		63	Other made up textile articles; sets; worn clothing etc	0.07		
		21	Miscellaneous edible preparations	0.06		
		27	Mineral fuels, oils & product of their distillation; etc	0.05		
		33	Essential oils & resinoids; perf, cosmetic/toilet prep	0.05		
		72	Iron and steel	0.04		
		24	Tobacco and manufactured tobacco substitutes	0.04		
				4 digits		
				9015	Surveying, hydrographic, oceanographic... Instruments/appliances, nes	2.58
				8703	Motor cars and other motor vehicles for the transport of persons	2.31
				3003	Medicaments with >=2 constituents mixed together, not for retail sale	0.98
				8704	Motor vehicles for the transport of goods	0.97
				8702	Public-transport type passenger motor vehicles	0.72
				8705	Special purpose motor vehicles (eg crane, fire-fighting, etc, vehicles)	0.66
				8431	Parts suitable for use with the machinery of 84.25 to 84.30	0.66
				8517	Electrical apparatus for line telephony or line telegraphy	0.37
				8716	Trailers and semi-trailers; other vehicles, not machanically propelled	0.35
				9505	Festive, carnival or other entertainment articles	0.30
				8429	Self-propelled bulldozers, angledozers, graders, levellers, etc	0.29
				8474	Machinery for sorting..., agglomerating... Earth, stone, ores, etc	0.26
				8479	Machines and mechanical appliances, having individual functions, nes	0.19
				8504	Electrical transformers, static converters and inductors	0.16
				3403	Lubricating preparations, etc (excl. Those of >=70% petroleum oil)	0.15
				8471	Automatic data processing machines...; magnetic readers..., nes	0.14
				8427	Fork-lift trucks; works trucks fitted with lifting/handling equipment	0.14
				1516	Animal or vegetable fats and oils and fractions, hydrogenated, etc	0.14
				8701	Tractors (excl. Tractors of 87.09)	0.13
				2202	Waters (incl. Mineral and aerated), with added sugar...(incl. Sweetened)	0.13

Table 8b (Ctd): Intra-EAC Re-Exports of the major twenty products, 2014(US\$, million)						
Partner states	Country of destination	Hs Level	Description of Goods	values		
Rwanda	Kenya	2 digits				
		27	Mineral fuels, mineral oils and products of their distillation;bituminous subst	12.54		
		84	Nuclear reactors, boilers, machineryand mechanical appliances; parts thereof	0.65		
		94	Furniture; bedding, mattresses, mattress supports,cushions and similar stuffe	0.55		
		87	Vehicles other than railway or tramway rolling?stock,and parts and accessorie	0.47		
		90	Optical, photographic,cinematographic, measuring, checking,precision, medi	0.35		
		85	Electrical machinery and equipment and parts thereof;sound recorders and re	0.06		
		63	Other made up textile articles; sets;worn clothing and worn textile articles; ra	0.04		
		48	Paper and paperboard; articles of paper pulp,of paper or of paperboard	0.02		
		05	Products of animal origin,not elsewhere specified or included	0.01		
		92	Musical instruments;parts and accessories of such articles	0.01		
		55	Man-made staple fibres	0.00		
		73	Articles of iron or steel	0.00		
		82	Tools, implements, cutlery, spoons and forks, of base metal;parts thereof of b	0.00		
		83	Miscellaneous articles of base metal	0.00		
		56	Wadding, felt and nonwovens; special yarns;twine, cordage, ropes and cables	0.00		
		76	Aluminium and articles thereof	0.00		
		39	Plastics and articles thereof	0.00		
		10	Cereals	0.00		
		11	Products of the milling industry; malt; starches;inulin; wheat gluten	0.00		
		15	Animal or vegetable fats and oils and their cleavage products;prepared edible fats;animal or vegetable waxes	0.00		
				4 digits		
				2710	Petroleum oils and oils obtained from bituminous minerals, other than crude	12.54
				8429	Self-propelled bulldozers, angledozers, graders, levellers, scrapers, mechanid	0.55
				9026	Instruments and apparatus for measuring or checking the flow, level, pressur	0.35
				8705	Special purpose motor vehicles, other than those principally designed for the	0.30
				9406	Prefabricated buildings.	0.28
				9403	Other furniture and parts thereof.	0.26
				8716	Trailers and semi-trailers; other vehicles, not mechanically propelled; parts th	0.09
				8479	Machines and mechanical appliances having individual functions, not specifie	0.09
				8703	Motor cars and other motor vehicles principally designed for the transport of	0.07
				8517	Electrical apparatus for line telephony or line telegraphy, including line telep	0.05
				6301	Blankets and travelling rugs.	0.04
				4820	Registers, account books, note books, order books, receipt books, letter pads	0.02
				8516	Electric instantaneous or storage water heaters and immersion heaters; elect	0.01
				0501	Human hair, unworked, whether or not washed or scoured; waste of human h	0.01
		8415	Air conditioning machines, comprising a motor-driven fan and elements for c	0.01		
		5510	Yarn (other than sewing thread) of artificial staple fibres, not put up for retail	0.00		
		9405	Lamps and lighting fittings including searchlights and spotlights and parts the	0.00		
		7305	Other tubes and pipes (for example, welded, riveted or similarly closed), hav	0.00		
		8536	Electrical apparatus for switching or protecting electrical circuits, or for makin	0.00		
		9209	Parts (for example, mechanisms for musical boxes) and accessories (for exam	0.00		

Table 8b (Ctd): Intra-EAC Re-Exports of the major twenty products, 2014(US\$, million)						
Partner states	Country of destination	Hs Level	Description of Goods	values		
Rwanda	Tanzania	2 digits				
		27	Mineral fuels, mineral oils and products of their distillation;bituminous substances; mineral waxes	27.22		
		15	Animal or vegetable fats and oils and their cleavage products;prepared edible fats;animal or vegetable waxes	3.54		
		10	Cereals	3.20		
		21	Miscellaneous edible preparations	1.10		
		17	Sugars and sugar confectionery	0.92		
		11	Products of the milling industry; malt; starches;inulin; wheat gluten	0.84		
		16	Preparations of meat, of fish or of crustaceans,molluscs or other aquatic invertebrates	0.75		
		87	Vehicles other than railway or tramway rolling?stock,and parts and accessories thereof	0.53		
		19	Preparations of cereals, flour, starch or milk;pastrycooks' products	0.46		
		48	Paper and paperboard; articles of paper pulp,of paper or of paperboard	0.43		
		04	Dairy produce; birds' eggs; natural honey;edible products of animal origin,not elsewhere specified or included	0.40		
		22	Beverages, spirits and vinegar	0.23		
		84	Nuclear reactors, boilers, machineryand mechanical appliances; parts thereof	0.20		
		85	Electrical machinery and equipment and parts thereof;sound recorders and reproducers,television image and sound recorders and reproducers,	0.19		
		34	Soap, organic surface-active agents, washing preparations,lubricating preparations, artificial waxes, prepared waxes,polishing or scouring	0.18		
		69	Ceramic products	0.15		
		40	Rubber and articles thereof	0.10		
		20	Preparations of vegetables, fruit, nuts or other parts of plants	0.09		
		26	Ores, slag and ash	0.05		
		28	Inorganic chemicals; organic or inorganic compoundsof precious metals, of rare-earth metals,of radioactive elements or of isotopes	0.03		
				4 digits		
				2710	Petroleum oils and oils obtained from bituminous minerals, other than crude	27.22
				1516	Animal or vegetable fats and oils and their fractions, partly or wholly hydroge	3.38
				1006	Rice.	3.20
				2103	Sauces and preparations therefor; mixed condiments and mixed seasonings;	0.93
				1701	Cane or beet sugar and chemically pure sucrose, in solid form.	0.88
				1101	Wheat or meslin flour.	0.84
				1604	Prepared or preserved fish; caviar and caviar substitutes prepared from fish e	0.75
				1905	Bread, pastry, cakes, biscuits and other bakers' wares, whether or not contain	0.46
				0402	Milk and cream, concentrated or containing added sugar or other sweetening	0.40
				8703	Motor cars and other motor vehicles principally designed for the transport of	0.37
				4823	Other paper, paperboard, cellulose wadding and webs of cellulose fibres, cut	0.31
				2202	Waters, including mineral waters and aerated waters, containing added sugar	0.23
				8437	Machines for cleaning, sorting or grading seed, grain or dried leguminous veg	0.20
				8506	Primary cells and primary batteries.	0.18
		2102	Yeasts (active or inactive); other single-cell micro-organisms, dead (but not in	0.17		
		6911	Tableware, kitchenware, other household articles and toilet articles, of porce	0.15		
		1518	Animal or vegetable fats and oils and their fractions, boiled, oxidised, dehydr	0.11		
		3401	Soap; organic surface-active products and preparations for use as soap, in the	0.09		
		2002	Tomatoes prepared or preserved otherwise than by vinegar or acetic acid.	0.08		
		4809	Carbon paper, self-copy paper and other copying or transfer papers (including	0.08		

Table 8b (Ctd): Intra-EAC Re-Exports of the major twenty products, 2014(US\$, million)

Partner states	Country of destination	Hs Level	Description of Goods	values		
Rwanda	Uganda	2 digits				
		84	Nuclear reactors, boilers, machinery and mechanical appliances; parts thereof	18.02		
		87	Vehicles other than railway or tramway rolling stock, and parts and accessories thereof	2.48		
		94	Furniture; bedding, mattresses, mattress supports, cushions and similar stuffed furnishings; lamps and lighting fittings, not elsewhere specified or included; illuminated signs, illuminated name-plates and the like	1.64		
		27	Mineral fuels, mineral oils and products of their distillation; bituminous substances; mineral waxes	1.58		
		85	Electrical machinery and equipment and parts thereof; sound recorders and reproducers, television image and sound recorders and reproducers, and parts and accessories of such articles	1.57		
		73	Articles of iron or steel	1.18		
		64	Footwear, gaiters and the like; parts of such articles	0.17		
		63	Other made up textile articles; sets; worn clothing and worn textile articles; rags	0.10		
		26	Ores, slag and ash	0.08		
		33	Essential oils and resinoids; perfumery, cosmetic or toilet preparations	0.08		
		15	Animal or vegetable fats and oils and their cleavage products; prepared edible fats; animal or vegetable waxes	0.04		
		86	Railway or tramway locomotives, rolling stock and parts thereof; railway or tramway track fixtures and fittings and parts thereof; mechanical (including electro-mechanical) traffic signalling equipment of all kind	0.03		
		49	Printed books, newspapers, pictures and other products of the printing industry; manuscripts, typescripts and plans	0.03		
		25	Salt; sulphur; earths and stone; plastering materials, lime and cement	0.03		
		22	Beverages, spirits and vinegar	0.03		
		10	Cereals	0.02		
		17	Sugars and sugar confectionery	0.02		
		96	Miscellaneous manufactured articles	0.01		
		95	Toys, games and sports requisites; parts and accessories thereof	0.01		
		48	Paper and paperboard; articles of paper pulp, of paper or of paperboard	0.01		
			4 digits			
			8430	Other moving, grading, levelling, scraping, excavating, tamping, compacting, extracting	8.37	
			8431	Parts suitable for use solely or principally with the machinery of headings 84.25 to 84.	4.21	
			8459	Machine-tools (including way-type unit head machines) for drilling, boring, milling, etc.	3.55	
			9406	Prefabricated buildings.	1.63	
			2710	Petroleum oils and oils obtained from bituminous minerals, other than crude; preparation	1.58	
			8502	Electric generating sets and rotary converters.	1.15	
			8705	Special purpose motor vehicles, other than those principally designed for the transport	1.12	
			8426	Ships' derricks; cranes, including cable cranes; mobile lifting frames, straddle carrier	1.11	
			8703	Motor cars and other motor vehicles principally designed for the transport of persons (other than motor cycles)	1.08	
			7304	Tubes, pipes and hollow profiles, seamless, of iron (other than cast iron) or steel.	0.55	
			8414	Air or vacuum pumps, air or other gas compressors and fans; ventilating or recycling hoods	0.36	
			7310	Tanks, casks, drums, cans, boxes and similar containers, for any material (other than wood)	0.31	
			7309	Reservoirs, tanks, vats and similar containers for any material (other than compressed gas)	0.26	
			8525	Transmission apparatus for radio-telephony, radio-telegraphy, radio-broadcasting or television	0.23	
			8424	Mechanical appliances (whether or not hand-operated) for projecting, dispersing or spraying	0.20	
			6402	Other footwear with outer soles and uppers of rubber or plastics.	0.17	
			8538	Parts suitable for use solely or principally with the apparatus of heading 85.35, 85.36	0.17	
			8704	Motor vehicles for the transport of goods.	0.15	
			6305	Sacks and bags, of a kind used for the packing of goods.	0.09	
			2611	Tungsten ores and concentrates.	0.08	

Table 8b (Ctd): Intra-EAC Re-Exports of the major twenty products, 2014(US\$, million)

Partner states	Country of destination	Hs Level	Description of Goods	values		
Rwanda	Burundi	2 digits				
		87	Vehicles other than railway or tramway rolling stock, and parts and accessories thereof	6.46		
		84	Nuclear reactors, boilers, machinery and mechanical appliances; parts thereof	0.35		
		27	Mineral fuels, mineral oils and products of their distillation; bituminous substances; mineral waxes	0.15		
		21	Miscellaneous edible preparations	0.08		
		85	Electrical machinery and equipment and parts thereof; sound recorders and reproducers, television image and sound recorders and reproducers, and parts and accessories of such articles	0.08		
		34	Soap, organic surface-active agents, washing preparations, lubricating preparations, artificial waxes, prepared waxes, polishing or scouring preparations, candles and similar articles, modelling pastes, etc.	0.07		
		11	Products of the milling industry; malt; starches; inulin; wheat gluten	0.07		
		73	Articles of iron or steel	0.03		
		94	Furniture; bedding, mattresses, mattress supports, cushions and similar stuffed furnishings; lamps and lighting fittings, not elsewhere specified or included; illuminated signs, illuminated name-plates and the like	0.01		
		49	Printed books, newspapers, pictures and other products of the printing industry; manuscripts, typescripts and plans	0.01		
		39	Plastics and articles thereof	0.01		
		48	Paper and paperboard; articles of paper pulp, of paper or of paperboard	0.00		
		30	Pharmaceutical products	0.00		
		82	Tools, implements, cutlery, spoons and forks, of base metal; parts thereof of base metal	0.00		
		64	Footwear, gaiters and the like; parts of such articles	0.00		
		59	Impregnated, coated, covered or laminated textile fabrics; textile articles of a kind suitable for industrial use	0.00		
		92	Musical instruments; parts and accessories of such articles	0.00		
		95	Toys, games and sports requisites; parts and accessories thereof	0.00		
		63	Other made up textile articles; sets; worn clothing and worn textile articles; rags	0.00		
		61	Articles of apparel and clothing accessories, knitted or crocheted	0.00		
			4 digits			
			8703	Motor cars and other motor vehicles principally designed for the transport of persons (other than motor cycles)	5.13	
			8702	Motor vehicles for the transport of ten or more persons, including the driver.	0.82	
			8704	Motor vehicles for the transport of goods.	0.49	
			8415	Air conditioning machines, comprising a motor-driven fan and elements for changing the temperature of the air	0.17	
			2710	Petroleum oils and oils obtained from bituminous minerals, other than crude; preparation	0.14	
			8479	Machines and mechanical appliances having individual functions, not specified or included	0.12	
			2103	Sauces and preparations therefor; mixed condiments and mixed seasonings; mustard flour	0.08	
			3401	Soap; organic surface-active products and preparations for use as soap, in the form of bars or cakes	0.07	
			1101	Wheat or meslin flour.	0.07	
			8528	Reception apparatus for television, whether or not incorporating radio-broadcast receiver	0.07	
			7314	Cloth (including endless bands), grill, netting and fencing, of iron or steel wire; expanded metal	0.03	
			8429	Self-propelled bulldozers, angledozers, graders, levellers, scrapers, mechanical shovels	0.03	
			8711	Motorcycles (including mopeds) and cycles fitted with an auxiliary motor, with or without	0.02	
			8418	Refrigerators, freezers and other refrigerating or freezing equipment, electric or other	0.02	
			9403	Other furniture and parts thereof.	0.01	
			8450	Household or laundry-type washing machines, including machines which both wash and dry.	0.01	
			2711	Petroleum gases and other gaseous hydrocarbons.	0.01	
			4907	Unused postage, revenue or similar stamps of current or new issue in the country in which	0.01	
			3926	Other articles of plastics and articles of other materials of headings 39.01 to 39.14.	0.01	
			8516	Electric instantaneous or storage water heaters and immersion heaters; electric space heaters	0.01	

Table 8b (Ctd): Intra-EAC Re-Exports of the major twenty products, 2014(US\$, million)					
Partner states	Country of destination	Hs Level	Description of Goods	values	
Burundi	Kenya	2 digits			
		63	OTHER MADE UP TEXTILE ARTICLES; SETS; WORN CLOTHING ETC	0.09	
		70	GLASS AND GLASSWARE	0.04	
		39	PLASTICS AND ARTICLES THEREOF	0.04	
		85	Electrical mchy equip parts thereof, sound recorder etc	0.03	
		42	ARTICLES OF LEATHER; SADDLERY/HARNESS; TRAVEL GOODS ETC	0.01	
		76	ALUMINIUM AND ARTICLES THEREOF	0.01	
		94	FURNITURE; BEDDING, MATTRESS, MATT SUPPORT, CUSHION ETC	0.00	
		44	WOOD AND ARTICLES OF WOOD; WOOD CHARCOAL	0.00	
		61	ART OF APPAREL & CLOTHING ACCESS, KNITTED OR CROCHETED	0.00	
	87	VEHICLES O/T RAILW/TRANW ROOL-STOCK, PTS & ACCESSORIES	0.00		
		4 digits			
		6306	Tarpaulins, awnings and sunblinds; tents; sails for boats, sailboards or landcra	0.09	
		7010	Carboys, bottles, flasks, jars, pots, phials, ampoules and other containers, of glass, o:	0.04	
		3923	Articles for the conveyance or packing of goods, of plastics; stoppers, lids, caps and o:	0.04	
		8529	Parts suitable for use solely or principally with the apparatus of headings 85.25 to 85.:	0.03	
		4202	Trunks, suit-cases, vanity-cases, executive-cases, brief-cases, school satchels, spectac:	0.01	
		7616	Other articles of aluminium.:	0.01	
		9405	Lamps and lighting fittings including searchlights and spotlights and parts thereof, not:	0.00	
		4418	Builders' joinery and carpentry of wood, including cellular wood panels, assembled parqu:	0.00	
	3924	Tableware, kitchenware, other household articles and toilet articles, of plastics.:	0.00		
	8539	Electric filament or discharge lamps, including sealed beam lamp units and ultra-violet:	0.00		
	8544	Insulated (including enamelled or anodised) wire, cable (including co-axial cable) and o:	0.00		
	6117	Other made up clothing accessories, knitted or crocheted; knitted or crocheted parts of:	0.00		
	7610	Aluminium structures (excluding prefabricated buildings of heading 94.06) and parts of s:	0.00		
	8716	Trailers and semi-trailers; other vehicles, not mechanically propelled; parts thereof.:	0.00		
	8536	Electrical apparatus for switching or protecting electrical circuits, or for making conn:	0.00		

Table 8b (Ctd): Intra-EAC Re-Exports of the major twenty products, 2014(US\$, million)					
Partner states	Country of destination	Hs Level	Description of Goods	values	
Burundi	Rwanda	2 digits			
		70	Glass and glassware.	0.81	
		87	Vehicles other than railway or tramway rolling-stock, and parts and accessories thereof.	0.75	
		84	Nuclear reactors, boilers, machinery and mechanical appliances; parts thereof.	0.25	
		39	Plastics and articles thereof.	0.24	
		72	Iron and steel.	0.18	
		73	Articles of iron or steel.	0.05	
		68	Articles of stone, plaster, cement, asbestos, mica or similar materials.	0.05	
		85	Electrical machinery and equipment and parts thereof; sound recorders and reproducers, television image and sound recorders and reproducers, and parts and accessories of such articles.	0.04	
		82	Tools, implements, cutlery, spoons and forks, of base metal; parts thereof of base metal.	0.03	
	19	Preparations of cereals, flour, starch or milk; pastrycooks' products.	0.02		
	94	Furniture; bedding, mattresses, mattress supports, cushions and similar stuffed furnishings; lamps and lighting fittings, not elsewhere specified or included; illuminated signs, illuminated name-plates and the like; prefabricated buildings.	0.01		
	76	Aluminium and articles thereof.	0.00		
	74	Copper and articles thereof.	0.00		
	83	Miscellaneous articles of base metal.	0.00		
	17	Sugars and sugar confectionery.	0.00		
	22	Beverages, spirits and vinegar.	0.00		
	15	Animal or vegetable fats and oils and their cleavage products; prepared edible fats; animal or vegetable waxes.	0.00		
		4 digits			
		7010	Carboys, bottles, flasks... Ampoules, etc; stoppers, lids..., of glass	0.81	
	8703	Motor cars and other motor vehicles for the transport of persons	0.46		
	3923	Articles for conveyance or packing of goods, of plastics	0.22		
	7204	Ferrous waste and scrap; remelting scrap ingots of iron or steel	0.18		
	8431	Parts suitable for use with the machinery of 84.25 to 84.30	0.17		
	8704	Motor vehicles for the transport of goods	0.15		
	8702	Public-transport type passenger motor vehicles	0.13		
	7311	Containers for compressed or liquified gas, of iron or steel	0.05		
	8479	Machines and mechanical appliances, having individual functions, nes	0.04		
	8502	Electric generating sets and rotary converters	0.03		
	8207	Interchangeable tools for hand or machine-tools...	0.03		
	8429	Self-propelled bulldozers, angledozers, graders, levellers, etc	0.03		
	6807	Articles of asphalt or of similar material	0.03		
	6809	Articles of plaster or of compositions based on plaster	0.02		
	3925	Builders' ware of plastics, nes	0.02		
	1905	Bread, pastry, cakes, etc; communion wafers, rice paper, etc	0.02		
	8463	Other machine-tools for working metal, sintered metal carbides...	0.01		
	8709	Works trucks, self-propelled, not fitted with lifting... Equipment	0.01		
	8501	Electric motors and generators (excl. Generating sets)	0.01		

Table 8b (Ctd): Intra-EAC Re-Exports of the major twenty products, 2014(US\$, million)					
Partner states	Country of destination	Hs Level	Description of Goods	values	
Burundi	Tanzania	2 digits			
		87	Vehicles other than railway or tramway rolling-stock, and parts and accessories thereof.	2.21	
		84	Nuclear reactors, boilers, machinery and mechanical appliances; parts thereof.	1.07	
		27	Mineral fuels, mineral oils and products of their distillation; bituminous substances; mineral waxes.	0.44	
		72	Iron and steel.	0.38	
		53	Other vegetable textile fibres; paper yarn and woven fabrics of paper yarn.	0.08	
		70	Glass and glassware.	0.04	
		81	Other base metals; cermets; articles thereof.	0.01	
		40	Rubber and articles thereof.	0.01	
		74	Copper and articles thereof.	0.01	
		85	Electrical machinery and equipment and parts thereof; sound recorders and reproducers, television image and sound recorders and reproducers, and parts and accessories of such articles.	0.01	
		64	Footwear, gaiters and the like; parts of such articles.	0.00	
		25	Salt; sulphur; earths and stone; plastering materials, lime and cement.	0.00	
		83	Miscellaneous articles of base metal.	0.00	
		33	Essential oils and resinoids; perfumery, cosmetic or toilet preparations.	0.00	
		73	Articles of iron or steel.	0.00	
		96	Miscellaneous manufactured articles.	0.00	
		4 digits			
		8704	Motor vehicles for the transport of goods	1.80	
		8429	Self-propelled bulldozers, angledozers, graders, levellers, etc	0.99	
		2710	Petroleum oils and oils obtained from bituminous minerals, other than crude	0.44	
		7204	Ferrous waste and scrap; remelting scrap ingots of iron or steel	0.38	
		8708	Parts and accessories of the motor vehicles of 87.01 to 87.05	0.22	
		8705	Special purpose motor vehicles (eg crane, fire-fighting, etc, vehicles)	0.12	
		5303	Jute, etc (excl. Flax...), not spun; tow and waste of these fibres	0.08	
		8703	Motor cars and other motor vehicles for the transport of persons	0.07	
		8430	Earth moving... Machinery, nes; pile-drivers/extractors; snow-ploughs	0.05	
7010	Carboys, bottles, flasks... Ampoules, etc; stoppers, lids..., of glass	0.04			
8479	Machines and mechanical appliances, having individual functions, nes	0.01			
8459	Machine-tools for drilling, boring, milling... By removing metal	0.01			
4011	New pneumatic tyres, of rubber	0.01			
8432	Machinery for soil preparation/cultivation; lawn/sports-ground rollers	0.01			
8113	Cerments and articles thereof incl waste and scrap	0.01			
7404	Copper waste and scrap	0.01			
8517	Electrical apparatus for line telephony or line telegraphy	0.01			
8112	Beryllium, chromium, germanium, vanadium... And articles thereof	0.00			
8467	Tools for working in the hand, pneumatic or with non-electric motor	0.00			

Table 8b (Ctd): Intra-EAC Re-Exports of the major twenty products, 2014(US\$, million)					
Partner states	Country of destination	Hs Level	Description of Goods	values	
Burundi	Uganda	2 digits			
		72	Iron and steel.	0.49	
		70	Glass and glassware.	0.20	
		84	Nuclear reactors, boilers, machinery and mechanical appliances; parts thereof.	0.18	
		39	Plastics and articles thereof.	0.17	
		87	Vehicles other than railway or tramway rolling-stock, and parts and accessories thereof.	0.12	
		85	Electrical machinery and equipment and parts thereof; sound recorders and reproducers, television image and sound recorders and reproducers, and parts and accessories of such articles.	0.05	
		92	Musical instruments; parts and accessories of such articles.	0.03	
		33	Essential oils and resinoids; perfumery, cosmetic or toilet preparations.	0.03	
		44	Wood and articles of wood; wood charcoal.	0.01	
		48	Paper and paperboard; articles of paper pulp, of paper or of paperboard.	0.01	
		73	Articles of iron or steel.	0.01	
		82	Tools, implements, cutlery, spoons and forks, of base metal; parts thereof of base metal.	0.00	
		63	Other made up textile articles; sets; worn clothing and worn textile articles; rags.	0.00	
		25	Salt; sulphur; earths and stone; plastering materials, lime and cement.	0.00	
		29	Organic chemicals.	0.00	
		95	Toys, games and sports requisites; parts and accessories thereof.	0.00	
		28	Inorganic chemicals; organic or inorganic compounds of precious metals, of rare-earth metals, of radioactive elements or of isotopes.	0.00	
		4 digits			
		7204	Ferrous waste and scrap; remelting scrap ingots of iron or steel	0.49	
		7010	Carboys, bottles, flasks... Ampoules, etc; stoppers, lids..., of glass	0.20	
		3923	Articles for conveyance or packing of goods, of plastics	0.17	
		8478	Machinery for preparing or making up tobacco, nes	0.15	
		8711	Motocycles (incl. Mopeds) and cycles fitted with an auxiliary motor	0.12	
		8502	Electric generating sets and rotary converters	0.05	
		9207	Musical instruments with electrically produced or amplified sound	0.03	
		3304	Beauty, make-up, skin-care (incl. Suntan), manicure... Preparations	0.03	
		8414	Air/vacuum pumps, air/gas compressors and fans;hoods with a fan	0.01	
		4410	Particle board and similar board of wood or other ligneous materials	0.01	
		4823	Other paper..., cut to size or shape; articles of paper, etc, nes	0.01	
		8477	Machinery for working rubber/plastics or making products thereof, nes	0.01	
		7311	Containers for compressed or liquified gas, of iron or steel	0.01	
		8438	Machinery, nes, for the industrial preparation of food or drink	0.01	
		8501	Electric motors and generators (excl. Generating sets)	0.00	
		7210	Rolled iron or non-alloy steel, >=600mm wide, clad, plated or coated	0.00	
		8479	Machines and mechanical appliances, having individual functions, nes	0.00	
		8413	Pumps for liquids; liquid elevators	0.00	
		6304	Other furnishing articles, nes (excl. Of 94.04)	0.00	
		2505	Natural sands of all kinds, (excl. Metal-bearing sands of chapter 26)	0.00	

Partner states	Country of destination	Hs Level	Description of Goods	values		
Tanzania	Kenya	2 digits				
		89	Ships, boats and floating structures	80.90		
		27	Mineral fuels, oils & product of their distillation; etc	43.56		
		84	Nuclear reactors, boilers, mchy & mech appliance; parts	18.84		
		87	Vehicles o/t railw/tranw rool-stock, pts & accessories	7.49		
		82	Tool, implement, cutlery, spoon & fork, of base met etc	5.11		
		31	Fertilisers	5.11		
		10	Cereals	5.10		
		72	Iron and steel	2.10		
		85	Electrical mchy equip parts thereof; sound recorder etc	1.87		
		73	Articles of iron and steel	1.25		
		36	Explosives; pyrotechnic prod; matches; pyro alloy; etc	0.95		
		63	Other made up textile articles; sets; worn clothing etc	0.80		
		39	Plastics and articles thereof	0.76		
		76	Aluminium and articles thereof	0.72		
		90	OPTICAL, PHOTO, CINE, MEAS, CHECKING, PRECISION, etc	0.61		
		94	Furniture; bedding, mattress, matt support, cushion etc	0.47		
		70	Glass and glassware	0.47		
		24	Tobacco and manufactured tobacco substitutes	0.40		
		25	Salt; sulphur; earth & ston; plastering mat; lime & cem	0.24		
		30	Pharmaceutical products	0.18		
				4 digits		
				8905	Light-vessels, fire-floats, etc; floating docks, platforms for drilling	80.90
				2711	Petroleum gases and other gaseous hydrocarbons	34.88
				8429	Self-propelled bulldozers, angledozers, graders, levellers, etc	3.10
				8704	Motor vehicles for the transport of goods	1.87
				8474	Machinery for sorting..., agglomerating... Earth, stone, ores, etc	0.81
				8431	Parts suitable for use with the machinery of 84.25 to 84.30	0.54
				8504	Electrical transformers, static converters and inductors	0.49
				7010	Carboys, bottles, flasks... Ampoules, etc; stoppers, lids..., of glass	0.46
		8703	Motor cars and other motor vehicles for the transport of persons	0.44		
		8705	Special purpose motor vehicles (eg crane, fire-fighting, etc, vehicles)	0.43		
		8427	Fork-lift trucks; works trucks fitted with lifting/handling equipment	0.37		
		8430	Earth moving... Machinery, nes; pile-drivers/extractors; snow-ploughs	0.35		
		8465	Machine-tools for working wood, cork, bone, hard rubber, etc	0.34		
		8502	Electric generating sets and rotary converters	0.31		
		8479	Machines and mechanical appliances, having individual functions, nes	0.24		
		8514	Industrial or laboratory electric furnaces and ovens, etc	0.23		
		2710	Petroleum oils and oils obtained from bituminous minerals, other than crude	0.21		
		2402	Cigars, cigarillos, cigarettes, etc, of tobacco or tobacco substitutes	0.21		
		3902	Polymers of propylene or of other olefins, in primary forms	0.19		
		8414	Air/vacuum pumps, air/gas compressors and fans;hoods with a fan	0.18		

Partner states	Country of destination	Hs Level	Description of Goods	values		
Tanzania	Uganda	2 digits				
		27	Mineral fuels, oils & product of their distillation; etc	5.53		
		10	Cereals	5.09		
		87	Vehicles o/t railw/tranw rool-stock, pts & accessories	3.23		
		84	Nuclear reactors, boilers, mchy & mech appliance; parts	3.04		
		85	Electrical mchy equip parts thereof; sound recorder etc	0.40		
		82	Tool, implement, cutlery, spoon & fork, of base met etc	0.31		
		90	Optical, photo, cine, meas, checking, precision, etc	0.27		
		63	Other made up textile articles; sets; worn clothing etc	0.21		
		39	Plastics and articles thereof	0.20		
		24	Tobacco and manufactured tobacco substitutes	0.19		
		73	Articles of iron and steel	0.17		
		36	Explosives; pyrotechnic prod; matches; pyro alloy; etc	0.17		
		38	Miscellaneous chemical products	0.11		
		79	Zinc and articles thereof	0.09		
		28	Inorgn chem; compds of prec met, radioact elements etc	0.07		
		25	Salt; sulphur; earth & ston; plastering mat; lime & cem	0.05		
		29	Organic chemicals	0.04		
		31	Fertilisers	0.04		
		34	Soap, organic surface-active agents, washing prep, etc	0.02		
		72	Iron and steel	0.02		
				4 digits		
				1001	Wheat and meslin	5.09
				2711	Petroleum gases and other gaseous hydrocarbons	4.89
				8704	Motor vehicles for the transport of goods	2.23
				8429	Self-propelled bulldozers, angledozers, graders, levellers, etc	0.75
				8431	Parts suitable for use with the machinery of 84.25 to 84.30	0.58
				8430	Earth moving... Machinery, nes; pile-drivers/extractors; snow-ploughs	0.53
				8703	Motor cars and other motor vehicles for the transport of persons	0.45
				8473	Parts and accessories suitable for machines of 84.69 to 84.72	0.39
		2710	Petroleum oils and oils obtained from bituminous minerals, other than crude	0.38		
		8459	Machine-tools for drilling, boring, milling... By removing metal	0.27		
		9015	Surveying, hydrographic, oceanographic... Instruments/appliances, nes	0.26		
		2713	Petroleum coke, bitumen and other residues of petroleum oils	0.26		
		8215	Spoons, forks, ladles, skimmers, cake-servers... Or tableware	0.25		
		6301	Blankets and travelling rugs	0.20		
		2402	Cigars, cigarillos, cigarettes, etc, of tobacco or tobacco substitutes	0.19		
		8479	Machines and mechanical appliances, having individual functions, nes	0.18		
		3606	Ferro-cerium, pyrophoric alloys; articles of combustible materials	0.17		
		3907	Polyethers and epoxide resins; polyesters, in primary forms	0.17		
		8702	Public-transport type passenger motor vehicles	0.17		
		8451	Machinery, nes, for washing, cleaning, wringing, drying, ironing, etc	0.16		

Partner states	Country of destination	Hs Level	Description of Goods	values		
Tanzania	Burundi	2 digits				
		84	Nuclear reactors, boilers, mchy & mech appliance; parts	8.70		
		82	Tool, implement, cutlery, spoon & fork, of base met etc	4.62		
		31	Fertilisers	1.97		
		27	Mineral fuels, oils & product of their distillation; etc	1.32		
		87	Vehicles o/t railw/tranw rool-stock, pts & accessories	0.93		
		72	Iron and steel	0.41		
		73	Articles of iron and steel	0.14		
		36	Explosives; pyrotechnic prod; matches; pyro alloy; etc	0.08		
		85	Electrical mchy equip parts thereof; sound recorder etc	0.07		
		60	Knitted or crocheted fabrics	0.05		
		39	Plastics and articles thereof	0.05		
		22	Beverages, spirits and vinegar	0.04		
		83	Miscellaneous articles of basee metal	0.03		
		25	Salt; sulphur; earth & ston; plastering mat; lime & cem	0.02		
		10	Cereals	0.01		
		96	Miscellaneous manufactured articles	0.00		
		86	Railw/tramw locom, rolling-stock & parts thereof; etc	0.00		
		90	OPTICAL, PHOTO, CINE, MEAS, CHECKING, PRECISION, etc	0.00		
		94	Furniture; bedding, mattress, matt support, cushion etc	0.00		
		40	Rubber and articles thereof	0.00		
			4 digits			
			8432	Machinery for soil preparation/cultivation; lawn/sports-ground rollers	8.01	
			8203	Files, rasps, pliers, pincers, tweezers, metal cutting shears, etc	4.61	
			3105	Mineral or chemical fertilizers, nes; other fertilizers; goods =<10kg	1.76	
			2710	Petroleum oils and oils obtained from bituminous minerals, other than crude	1.03	
			8714	Parts and accessories of vehicles of 87.11 to 87.13	0.61	
			7213	Iron/steel bars and rods, hot-rolled, in irregularly wound coils	0.41	
			8429	Self-propelled bulldozers, angledozers, graders, levellers, etc	0.33	
			2711	Petroleum gases and other gaseous hydrocarbons	0.29	
			8430	Earth moving... Machinery, nes; pile-drivers/extractors; snow-ploughs	0.20	
			3102	Mineral or chemical fertilizers, nitrogenous	0.19	
			8705	Special purpose motor vehicles (eg crane, fire-fighting, etc, vehicles)	0.14	
			8704	Motor vehicles for the transport of goods	0.13	
			8476	Automatic goods-vending machines (incl. Money-changing machines)	0.12	
			7315	Chain and parts thereof, or iron or steel	0.10	
			3602	Prepared explosives	0.08	
			8502	Electric generating sets and rotary converters	0.05	
			6005	Warp knit fabrics (including those made on galloon knitting machines), oth	0.05	
			3920	Other plates..., of plastics, not reinforced, etc	0.04	
			2203	Beer made from malt	0.04	
			7326	Other articles of iron or steel	0.04	

Partner states	Country of destination	Hs Level	Description of Goods	values		
Tanzania	Rwanda	2 digits				
		40	Rubber and articles thereof	0.09		
		84	Nuclear reactors, boilers, mchy & mech appliance; parts	0.90		
		22	Beverages, spirits and vinegar	0.08		
		73	Articles of iron and steel	0.74		
		36	Explosives; pyrotechnic prod; matches; pyro alloy; etc	0.71		
		44	Wood and articles of wood; wood charcoal	0.01		
		28	Inorgn chem; compds of prec met, radioact elements etc	0.06		
		63	Other made up textile articles; sets; worn clothing etc	0.58		
		76	Aluminium and articles thereof	0.55		
		62	Art of apparel & clothing access, not knitted/crocheted	0.00		
		94	Furniture; bedding, mattress, matt support, cushion etc	0.44		
		48	Paper & paperboard; art of paper pulp, paper/paperboard	0.00		
		82	Tool, implement, cutlery, spoon & fork, of base met etc	0.03		
		70	Glass and glassware	0.00		
		31	Fertilisers	3.09		
		90	OPTICAL, PHOTO, CINE, MEAS, CHECKING, PRECISION, etc	0.03		
		87	Vehicles o/t railw/tranw rool-stock, pts & accessories	0.25		
		59	Impregnated, coated, cover/laminated textile fabric etc	0.02		
		29	Organic chemicals	0.00		
		96	Miscellaneous manufactured articles	0.00		
			4 digits			
			3105	Mineral or chemical fertilizers, nes; other fertilizers; goods =<10kg	3.09	
			7222	Other bars and rods of stainless steel; angles, shapes and sections	1.10	
			2711	Petroleum gases and other gaseous hydrocarbons	1.03	
			3602	Prepared explosives	0.67	
			8429	Self-propelled bulldozers, angledozers, graders, levellers, etc	0.55	
			7308	Iron/steel structures and parts thereof; plates, rods... Therefor	0.51	
			2714	Bitumen and asphalt, natural; bituminous or oil shale...; asphaltites...	0.43	
			7213	Iron/steel bars and rods, hot-rolled, in irregularly wound coils	0.41	
			7609	Aluminium tube or pipe fittings	0.32	
			6301	Blankets and travelling rugs	0.24	
			6304	Other furnishing articles, nes (excl. Of 94.04)	0.23	
			8705	Special purpose motor vehicles (eg crane, fire-fighting, etc, vehicles)	0.23	
			9404	Mattress supports; articles of bedding, sprung, stuffed, etc	0.23	
			7323	Table, kitchen or household articles and parts thereof of iron or steel	0.23	
			7615	Table, kitchen, household and sanitary articles... Of aluminium	0.22	
			9406	Prefabricated buildings	0.21	
			2713	Petroleum coke, bitumen and other residues of petroleum oils	0.17	
			2523	Portland cement, aluminous cement, persulphate cement, etc	0.16	
			8430	Earth moving... Machinery, nes; pile-drivers/extractors; snow-ploughs	0.13	
			6907	Unglazed ceramic flags, paving, hearth or wall tiles; mozaic cubes, etc	0.11	

Table 8b (Ctd): Intra-EAC Re-Exports of the major twenty products, 2014(US\$, million)						
Partner states	Country of destination	Hs Level	Description of Goods	values		
Kenya	Uganda	2 digits				
		27	Mineral fuels, mineral oils and products of their	46.36		
		84	Nuclear reactors, boilers, machinery and mechanica	15.41		
		87	Vehicles other than railway or tramway rolling-sto	12.55		
		10	Cereals.	10.44		
		90	Optical, photographic, cinematographic, measuring,	7.42		
		30	Pharmaceutical products.	7.34		
		31	Fertilisers.	7.15		
		19	Preparations of cereals, flour, starch or milk; pa	4.62		
		39	Plastics and articles thereof.	3.55		
		38	Miscellaneous chemical products.	3.52		
		15	Animal or vegetable fats and oils and their cleava	3.26		
		12	Oil seeds and oleaginous fruits; miscellaneous gra	2.54		
		07	Edible vegetables and certain roots and tubers.	1.78		
		85	Electrical machinery and equipment and parts there	1.56		
		28	Inorganic chemicals; organic or inorganic compound	1.02		
		29	Organic chemicals.	0.90		
		64	Footwear, gaiters and the like; parts of such arti	0.79		
		73	Articles of iron or steel.	0.78		
		48	Paper and paperboard; articles of paper pulp, of p	0.69		
		34	Soap, organic surface-active agents, washing prepa	0.65		
				4 digits		
				2710	Petroleum oils and oils obtained from bituminous m	44.42
				1007	Grain sorghum	9.98
				3004	Medicaments of mixed or unmixed products, for reta	7.26
				8431	Parts suitable for use with the machinery of 84.25	6.32
				9018	Instruments and appliances used in medical, surgic	6.06
				1901	Malt extract; food preparations of flour, etc , ne	3.94
				8702	Public-transport type passenger motor vehicles	3.60
				8703	Motor cars and other motor vehicles for the transp	3.48
				3105	Mineral or chemical fertilizers, nes; other fertil	3.29
				3102	Mineral or chemical fertilizers, nitrogenous	3.19
				1511	Palm oil and its fractions wheather or not refined	2.97
				3808	Insecticides, rodenticides... And similar products	2.83
		8701	Tractors (excl. Tractors of 87.09)	2.79		
		8429	Self-propelled bulldozers, angledozers, graders, l	2.79		
		1208	Flours and meals of oil seeds or oleaginous fruits	2.47		
		3907	Polyethers and epoxide resins; polyesters, in prim	2.36		
		8704	Motor vehicles for the transport of goods	1.87		
		2711	Petroleum gases and other gaseous hydrocarbons	1.82		
		0713	Dried leguminous vegetables, shelled	1.78		
		8451	Machinery, nes, for washing, cleaning, wringing, d	0.96		

Table 8b (Ctd): Intra-EAC Re-Exports of the major twenty products, 2014(US\$, million)						
Partner states	Country of destination	Hs Level	Description of Goods	values		
Kenya	Tanzania	2 digits				
		84	Nuclear reactors, boilers, machinery and mechanica	25.27		
		27	Mineral fuels, mineral oils and products of their	22.84		
		30	Pharmaceutical products.	15.96		
		38	Miscellaneous chemical products.	5.78		
		90	Optical, photographic, cinematographic, measuring,	4.21		
		87	Vehicles other than railway or tramway rolling-sto	3.53		
		85	Electrical machinery and equipment and parts there	2.86		
		73	Articles of iron or steel.	1.55		
		39	Plastics and articles thereof.	1.33		
		94	Furniture; bedding, mattresses, mattress supports,	1.29		
		31	Fertilisers.	1.27		
		40	Rubber and articles thereof.	1.09		
		33	Essential oils and resinoids; perfumery, cosmetic	0.97		
		29	Organic chemicals.	0.91		
		55	Man-made staple fibres.	0.90		
		07	Edible vegetables and certain roots and tubers.	0.80		
		28	Inorganic chemicals; organic or inorganic compound	0.79		
		32	Tanning or dyeing extracts; tannins and their deri	0.66		
		76	Aluminium and articles thereof.	0.48		
		89	Ships, boats and floating structures.	0.43		
				4 digits		
				2710	Petroleum oils and oils obtained from bituminous m	22.78
				3004	Medicaments of mixed or unmixed products, for reta	15.92
				8431	Parts suitable for use with the machinery of 84.25	13.68
				3808	Insecticides, rodenticides... And similar products	5.06
				9018	Instruments and appliances used in medical, surgic	3.40
				8429	Self-propelled bulldozers, angledozers, graders, l	3.36
				8419	Non-domestic heating/cooling equipment, nes; non-e	1.81
				8704	Motor vehicles for the transport of goods	1.72
				8413	Pumps for liquids; liquid elevators	1.39
				8418	Refrigerators, freezers, etc; heat pumps (excl. Ai	1.15
				3102	Mineral or chemical fertilizers, nitrogenous	1.00
				5501	Synthetic filament tow	0.90
		4002	Synthetic rubber derived from oils, in primary for	0.86		
		0713	Dried leguminous vegetables, shelled	0.80		
		7326	Other articles of iron or steel	0.70		
		3306	Preparations for oral or dental hygiene (incl. Den	0.68		
		9406	Prefabricated buildings	0.67		
		8702	Public-transport type passenger motor vehicles	0.63		
		8528	Television receivers (incl. Video monitors and vid	0.60		
		8443	Printing machinery; machines for uses ancillary to	0.60		

Partner states	Country of destination	Hs Level	Description of Goods	values		
Kenya	Rwanda	2 digits				
		27	Mineral fuels, mineral oils and products of their	16.65		
		30	Pharmaceutical products.	6.57		
		31	Fertilisers.	4.58		
		84	Nuclear reactors, boilers, machinery and mechanica	0.79		
		22	Beverages, spirits and vinegar.	0.73		
		85	Electrical machinery and equipment and parts there	0.54		
		48	Paper and paperboard; articles of paper pulp, of p	0.44		
		90	Optical, photographic, cinematographic, measuring,	0.41		
		94	Furniture; bedding, mattresses, mattress supports,	0.40		
		19	Preparations of cereals, flour, starch or milk; pa	0.30		
		87	Vehicles other than railway or tramway rolling-sto	0.27		
		39	Plastics and articles thereof.	0.24		
		73	Articles of iron or steel.	0.23		
		49	Printed books, newspapers, pictures and other prod	0.22		
		70	Glass and glassware.	0.20		
		32	Tanning or dyeing extracts; tannins and their deri	0.18		
		40	Rubber and articles thereof.	0.18		
		28	Inorganic chemicals; organic or inorganic compound	0.15		
		15	Animal or vegetable fats and oils and their cleava	0.15		
		34	Soap, organic surface-active agents, washing prepa	0.15		
				4 digits		
				2710	Petroleum oils and oils obtained from bituminous m	16.44
				3004	Medicaments of mixed or unmixed products, for reta	6.51
				3105	Mineral or chemical fertilizers, nes; other fertil	3.35
				3102	Mineral or chemical fertilizers, nitrogenous	1.23
				2204	Wine of fresh grapes, (incl. Fortified wines); oth	0.58
				9018	Instruments and appliances used in medical, surgic	0.39
				1901	Malt extract; food preparations of flour, etc , ne	0.29
				8704	Motor vehicles for the transport of goods	0.22
				4901	Printed books, brochures, leaflets and similar pri	0.22
				2711	Petroleum gases and other gaseous hydrocarbons	0.20
				7005	Float glass and surface ground or polished glass,	0.19
				4811	Paper, paperboard, etc, coated..., in rolls or she	0.18
		8421	Centrifuges; filtering/purifying machinery... For	0.17		
		8502	Electric generating sets and rotary converters	0.17		
		9405	Lamps and lighting fittings, nes; illuminated sign	0.17		
		4802	Uncoated paper..., for writing... In rolls or shee	0.15		
		2208	Undenatured ethyl alcohol of an alcoholic strength	0.14		
		8504	Electrical transformers, static converters and ind	0.13		
		4011	New pneumatic tyres, of rubber	0.11		
		1511	Palm oil and its fractions wheather or not refined	0.11		

Partner states	Country of destination	Hs Level	Description of Goods	values		
Kenya	Burundi	2 digits				
		27	Mineral fuels, mineral oils and products of their	8.93		
		31	Fertilisers.	5.55		
		21	Miscellaneous edible preparations.	0.54		
		84	Nuclear reactors, boilers, machinery and mechanica	0.30		
		85	Electrical machinery and equipment and parts there	0.23		
		30	Pharmaceutical products.	0.22		
		87	Vehicles other than railway or tramway rolling-sto	0.19		
		12	Oil seeds and oleaginous fruits; miscellaneous gra	0.15		
		19	Preparations of cereals, flour, starch or milk; pa	0.13		
		07	Edible vegetables and certain roots and tubers.	0.13		
		94	Furniture; bedding, mattresses, mattress supports,	0.12		
		15	Animal or vegetable fats and oils and their cleava	0.11		
		38	Miscellaneous chemical products.	0.10		
		17	Sugars and sugar confectionery.	0.09		
		39	Plastics and articles thereof.	0.08		
		90	Optical, photographic, cinematographic, measuring,	0.08		
		72	Iron and steel.	0.07		
		22	Beverages, spirits and vinegar.	0.06		
		28	Inorganic chemicals; organic or inorganic compound	0.06		
		34	Soap, organic surface-active agents, washing prepa	0.03		
				4 digits		
				2710	Petroleum oils and oils obtained from bituminous m	8.92
				3105	Mineral or chemical fertilizers, nes; other fertil	4.98
				2106	Food preparations not elsewhere specified or inclu	0.54
				3102	Mineral or chemical fertilizers, nitrogenous	0.42
				3004	Medicaments of mixed or unmixed products, for reta	0.22
				8701	Tractors (excl. Tractors of 87.09)	0.17
				3103	Mineral or chemical fertilizers, phosphatic	0.16
				8514	Industrial or laboratory electric furnaces and ove	0.15
				1208	Flours and meals of oil seeds or oleaginous fruits	0.15
				1901	Malt extract; food preparations of flour, etc , ne	0.13
				0713	Dried leguminous vegetables, shelled	0.13
				9405	Lamps and lighting fittings, nes; illuminated sign	0.12
		8429	Self-propelled bulldozers, angledozers, graders, l	0.11		
		1511	Palm oil and its fractions wheather or not refined	0.11		
		1701	Cane or beet sugar and chemically pure sucrose, in	0.09		
		8413	Pumps for liquids; liquid elevators	0.06		
		3808	Insecticides, rodenticides... And similar products	0.05		
		2204	Wine of fresh grapes, (incl. Fortified wines); oth	0.04		
		7210	Rolled iron or non-alloy steel, >=600mm wide, clad	0.04		
		3905	Polymers of vinyl esters; other vinyl polymers, in	0.03		

Partner state	Country of destination	Hs Level	Description of Goods	2013	2014	% change		
Uganda	Burundi	2 digits						
		64	Footwear, gaiters and the like; parts of such articles	0.07	2.72	3546.53		
		36	Explosives; pyrotechnic prod; matches; pyrop alloy; etc	0.31	1.03	229.31		
		87	Vehicles o/t railw/tramw roll-stock, pts & accessories	0.56	0.83	47.24		
		33	Essential oils & resinoids; perf, cosmetic/toilet prep	0.79	0.77	-3.47		
		39	Plastics and articles thereof	0.47	0.47	1.50		
		72	Iron and steel	0.66	0.47	-28.41		
		30	Pharmaceutical products	0.00	0.30	15108.63		
		19	Prep of cereal, flour, starch/milk; pastrycooks' prod	0.14	0.22	55.96		
		22	Beverages, spirits and vinegar	0.30	0.21	-31.57		
		15	Animal/veg fats & oils & their cleavage products; etc	0.24	0.20	-14.26		
		73	Articles of iron or steel	0.02	0.20	888.33		
		84	Nuclear reactors, boilers, mchy & mech appliance; parts	0.37	0.18	-51.74		
		48	Paper & paperboard; art of paper pulp, paper/paperboard	0.21	0.17	-18.53		
		85	Electrical mchy equip parts thereof; sound recorder etc	0.13	0.16	17.40		
		49	Printed books, newspapers, pictures & other product etc	0.06	0.13	111.13		
		96	Miscellaneous manufactured articles	0.07	0.10	47.26		
		21	Miscellaneous edible preparations	0.11	0.10	-9.98		
		63	Other made up textile articles; sets; worn clothing etc	0.13	0.08	-42.59		
		34	Soap, organic surface-active agents, washing prep, etc	0.11	0.06	-44.80		
		20	Prep of vegetable, fruit, nuts or other parts of plants	0.00	0.05	7216.29		
				4 digits				
				6402	Other footwear with outer soles and uppers of rubber or plastics	-	2.55	-
				3605	Matches (excl.pyrotechnic articles of 36.04)	0.15	1.03	583.09
				3306	Preparations for oral or dental hygiene (incl. Denture fixative)	0.73	0.73	0.96
				7213	Iron/steel bars and rods, hot-rolled, in irregularly wound coils	0.09	0.37	298.06
				8704	Motor vehicles for the transport of goods	0.21	0.36	70.92
				3901	Polymers of ethylene, in primary forms	0.33	0.33	0.87
				3004	Medicaments of mixed or unmixed products, for retail sale	0.00	0.28	14273.68
				8703	Motor cars and other motor vehicles for the transport of persons	0.30	0.28	-6.55
				1905	Bread, pastry, cakes, etc; communion wafers, rice paper, etc	0.10	0.21	103.05
				1517	Margarine; edible preparations of animal or vegetable fats or oils, nes	0.22	0.16	-27.82
				7323	Table, kitchen or household articles and parts thereof of iron or steel	-	0.15	-
				4911	Other printed matter, including printed pictures and photographs	0.06	0.12	124.59
				2203	Beer made from malt	0.21	0.12	-43.93
				8438	Machinery, nes, for the industrial preparation of food or drink	0.09	0.12	38.42
				8502	Electric generating sets and rotary converters	0.07	0.11	48.94
				6405	Other footwear, nes	0.07	0.10	44.53
				9619	Sanitary towels (pads) and tampons, napkins and napkin liners for babies and similar a	0.07	0.10	40.83
				8711	Motocycles (incl. Mopeds) and cycles fitted with an auxiliary motor	0.03	0.09	221.52
				8714	Parts and accessories of vehicles of 87.11 to 87.13	0.00	0.07	3314.18
				7214	Iron/steel bars and rods, forged, etc (incl. Twisted), uncoiled	0.08	0.06	-20.43

Partner state	Country of destination	Hs Level	Description of Goods	2013	2014	% change		
Uganda	Kenya	2 digits						
		84	Nuclear reactors, boilers, mchy & mech appliance; parts	11.37	18.22	60.33		
		70	Glass and glassware	12.40	15.40	24.20		
		39	Plastics and articles thereof	6.87	11.82	72.16		
		87	Vehicles o/t railw/tramw roll-stock, pts & accessories	5.26	4.35	-		
		73	Articles of iron or steel	0.50	2.01	300.10		
		85	Electrical mchy equip parts thereof; sound recorder etc	1.78	1.90	6.76		
		90	Optical, photo, cine, meas, checking, precision, etc	3.28	1.67	0.00		
		63	Other made up textile articles; sets; worn clothing etc	0.88	0.69	-22.02		
		19	Prep of cereal, flour, starch/milk; pastrycooks' prod	0.01	0.57	3976.12		
		36	Explosives; pyrotechnic prod; matches; pyrop alloy; etc	0.41	0.29	-30.19		
		88	Aircraft, spacecraft, and parts thereof	0.04	0.18	363.91		
		55	Man-made staple fibres	0.08	0.14	74.91		
		12	Oil seed, oleagi fruits; miscell grain, seed, fruit etc	0.06	0.11	80.88		
		28	Inorgn chem; compds of prec met, radioact elements etc	0.29	0.09	-67.92		
		23	Residues & waste from the food indust; prepr ani fodder	-	0.09	-		
		82	Tool, implement, cutlery, spoon & fork, of base met etc	0.34	0.09	-74.14		
		76	Aluminium and articles thereof	0.09	0.09	-3.95		
		27	Mineral fuels, oils & product of their distillation; etc	0.27	0.08	-69.43		
		94	Furniture; bedding, mattress, matt support, cushion etc	0.09	0.08	-15.58		
		22	Beverages, spirits and vinegar	0.51	0.06	-87.43		
				4 digits				
				7010	Carboys, bottles, flasks... Ampoules, etc; stoppers, lids..., of glass	12.40	15.39	24.09
				3923	Articles for the of goods, of plastics; stopers, etc, of plastics	6.38	11.78	84.73
				8430	Earth moving... Machinery, nes; pile-drivers/extractors; snow-ploughs	1.26	6.78	436.59
				8431	Parts suitable for use with the machinery of 84.25 to 84.30	5.71	6.36	11.52
				8704	Motor vehicles for the transport of goods	3.92	1.07	-72.80
				8705	Special purpose motor vehicles (eg crane, fire-fighting, etc, vehicles)	0.41	1.06	161.06
				8703	Motor cars and other motor vehicles for the transport of persons	0.59	1.05	-
				8429	Self-propelled bulldozers, angledozers, graders, levellers, etc	0.71	1.03	44.81
				8426	Derricks; cranes; mobile lifting frames... Trucks fitted with a crane	-	0.96	-
				8478	Machinery for preparing or making up tobacco, nes	-	0.93	-
				8517	Electrical apparatus for line telephony or line telegraphy	0.21	0.87	312.95
				8425	Pulley tackle and hoists; winches and capstans; jacks	0.17	0.80	-
				9015	Surveying, hydrographic, oceanographic... Instruments/appliances, nes	1.36	0.70	-
				1901	Malt extract; food preparations of flour, etc, nes	-	0.57	-
				8701	Tractors (excl. Tractors of 87.09)	0.10	0.55	-
				7309	Reservoirs, tanks... (excl. For gas) of iron or steel, >=300l	-	0.53	-
				7308	Iron/steel structures and parts thereof; plates, rods... Therefor	0.06	0.53	-
				8471	Automatic data processing machines...; magnetic readers..., nes	0.41	0.44	7.51
				7311	Containers for compressed or liquefied gas, of iron or steel	0.12	0.40	227.60
				9029	Revolution counters, etc; speedometers and tachometers; stroboscopes	0.05	0.38	732.20

Table 8c (Ctd): Intra-EAC Re-Exports of the major twenty products for 2014 compared to 2013, values in USD millions								
Partner state	Country of destination	Hs Level	Description of Goods	2013	2014	% change		
Uganda	Rwanda	2 digits						
		17	Sugars and sugar confectionery	7.80	6.31	-19.12		
		84	Nuclear reactors, boilers, mchy & mech appliance; parts	2.83	5.13	81.54		
		87	Vehicles o/t railw/tramw roll-stock, pts & accessories	1.78	2.70	51.88		
		15	Animal/veg fats & oils & their cleavage products; etc	2.72	2.40	-11.94		
		10	Cereals	4.95	2.10	-57.55		
		34	Soap, organic surface-active agents, washing prep, etc	1.28	1.37	6.97		
		22	Beverages, spirits and vinegar	0.62	1.04	67.96		
		36	Explosives; pyrotechnic prod; matches; pyrop alloy; etc	1.80	1.02	-43.22		
		72	Iron and steel	0.37	0.98	163.63		
		39	Plastics and articles thereof	1.23	0.96	-22.21		
		49	Printed books, newspapers, pictures & other product etc	0.67	0.83	22.84		
		40	Rubber and articles thereof	0.38	0.69	82.20		
		85	Electrical mchy equip parts thereof; sound recorder etc	0.60	0.67	11.05		
		27	Mineral fuels, oils & product of their distillation; etc	0.56	0.46	-		
		54	Man-made filaments	0.00	0.40	8949.52		
		21	Miscellaneous edible preparations	0.11	0.31	185.31		
		48	Paper & paperboard; art of paper pulp, paper/paperboard	0.24	0.30	25.63		
		19	Prep of cereal, flour, starch/milk; pastrycooks' prod	0.42	0.29	-31.97		
		74	Copper and articles thereof	0.00	0.22	5118.11		
		03	Fish & crustacean, mollusc & other aquatic invertebrate	0.00	0.22	-		
				4 digits				
				1701	Cane or beet sugar and chemically pure sucrose, in solid form	7.35	6.08	-17.23
				8462	Machine-tools (incl. Presses) for working metal by forging, etc	-	2.80	-
				1006	Rice	4.17	1.93	-53.62
				8704	Motor vehicles for the transport of goods	0.90	1.39	54.11
				1511	Palm oil and its fractions	1.69	1.10	-34.84
				1517	Margarine; edible preparations of animal or vegetable fats or oils, nes	0.84	0.95	13.01
				8471	Automatic data processing machines...; magnetic readers..., nes	0.60	0.87	45.92
				3402	Non-soap surface-active agents; washing preparations, nes	0.92	0.84	-8.54
				4911	Other printed matter, including printed pictures and photographs	0.66	0.74	13.37
				8703	Motor cars and other motor vehicles for the transport of persons	0.62	0.72	16.66
				4011	New pneumatic tyres, of rubber	0.36	0.64	77.40
				8456	Machine-tools for working material by laser/light/photon beam, etc	-	0.59	-
				3923	Articles for the of goods, of plastics; stopers, etc, of plastics	0.97	0.58	-40.09
				7210	Rolled iron or non-alloy steel, >=600mm wide, clad, plated or coated	0.00	0.49	35722.71
				2202	Waters (incl. Mineral and aerated), with added sugar...(incl. Sweetened)	0.33	0.48	45.75
				3602	Prepared explosives, (excl. Propellant powders)	1.14	0.43	-62.32
				5402	Synthetic filament yarn, nprs (incl. Synthetic monofilament)	-	0.40	-
				3603	Safety fuses; detonating fuses; caps; igniters; electric detonators	0.28	0.38	35.01
				2710	Petroleum oils, etc, (excl. Crude); preparations thereof, nes	0.40	0.34	-16.28
				2208	Undenatured ethyl alcohol of an alcoholic strength <80%; spirits, etc	0.12	0.29	141.90

Table 8c (Ctd): Intra-EAC Re-Exports of the major twenty products for 2014 compared to 2013, values in USD millions								
Partner state	Country of destination	Hs Level	Description of Goods	2013	2014	% change		
Uganda	Tanzania	2 digits						
		87	Vehicles o/t railw/tramw roll-stock, pts & accessories	3.83	5.17	34.91		
		90	Optical, photo, cine, meas, checking, precision, etc	0.30	2.59	765.22		
		84	Nuclear reactors, boilers, mchy & mech appliance; parts	2.70	1.99	-26.31		
		30	Pharmaceutical products	0.81	1.07	32.96		
		85	Electrical mchy equip parts thereof; sound recorder etc	6.87	0.79	-88.52		
		95	Toys, games & sports requisites; parts & access thereof	0.00	0.30	300021.52		
		22	Beverages, spirits and vinegar	0.02	0.19	902.90		
		34	Soap, organic surface-active agents, washing prep, etc	0.03	0.16	527.31		
		82	Tool, implement, cutlery, spoon & fork, of base met etc	0.02	0.14	728.39		
		15	Animal/veg fats & oils & their cleavage products; etc	-	0.14	-		
		55	Man-made staple fibres	0.06	0.13	100.36		
		94	Furniture; bedding, mattress, matt support, cushion etc	0.20	0.10	-48.58		
		48	Paper & paperboard; art of paper pulp, paper/paperboard	0.10	0.10	1.91		
		73	Articles of iron or steel	0.03	0.08	196.93		
		63	Other made up textile articles; sets; worn clothing etc	0.12	0.07	-44.26		
		21	Miscellaneous edible preparations	0.02	0.06	159.10		
		27	Mineral fuels, oils & product of their distillation; etc	0.05	0.05	0.74		
		33	Essential oils & resinoids; perf, cosmetic/toilet prep	0.14	0.05	-65.94		
		72	Iron and steel	0.01	0.04	649.44		
		24	Tobacco and manufactured tobacco substitutes	0.00	0.04	-		
				4 digits				
				9015	Surveying, hydrographic, oceanographic... Instruments/appliances, nes	0.07	2.58	3542.09
				8703	Motor cars and other motor vehicles for the transport of persons	1.34	2.31	72.09
				3003	Medicaments with >=2 constituents mixed together, not for retail sale	0.63	0.98	56.17
				8704	Motor vehicles for the transport of goods	0.97	0.97	-0.06
				8702	Public-transport type passenger motor vehicles	1.00	0.72	-27.62
				8705	Special purpose motor vehicles (eg crane, fire-fighting, etc, vehicles)	0.37	0.66	79.39
				8431	Parts suitable for use with the machinery of 84.25 to 84.30	0.64	0.66	2.47
				8517	Electrical apparatus for line telephony or line telegraphy	6.49	0.37	-94.30
				8716	Trailers and semi-trailers; other vehicles, not mechanically propelled	0.12	0.35	200.02
				9505	Festive, carnival or other entertainment articles	-	0.30	-
				8429	Self-propelled bulldozers, angledozers, graders, levellers, etc	0.74	0.29	-60.51
				8474	Machinery for sorting..., agglomerating... Earth, stone, ores, etc	0.01	0.26	1822.86
				8479	Machines and mechanical appliances, having individual functions, nes	0.00	0.19	95498.43
				8504	Electrical transformers, static converters and inductors	0.00	0.16	3813.01
				3403	Lubricating preparations, etc (excl. Those of >=70% petroleum oil)	0.00	0.15	7766.41
				8471	Automatic data processing machines...; magnetic readers..., nes	0.01	0.14	1004.32
				8427	Fork-lift trucks; works trucks fitted with lifting/handling equipment	0.00	0.14	6840.00
				1516	Animal or vegetable fats and oils and fractions, hydrogenated, etc	-	0.14	-
				8701	Tractors (excl. Tractors of 87.09)	0.03	0.13	292.19
				2202	Waters (incl. Mineral and aerated), with added sugar...(incl. Sweetened)	0.02	0.13	571.77

Table 8c (Ctd): Intra-EAC Re-Exports of the major twenty products for 2014 compared to 2013, values in USD millions								
Partner state	Country of destination	Hs Level	Description of Goods	2013	2014	% change		
Rwanda	Kenya	2 digits						
		27	Mineral fuels, mineral oils and products of their distillation; bituminous substances; mineral waxes	22.38	12.54	-43.95		
		84	Nuclear reactors, boilers, machinery and mechanical appliances; parts thereof	0.07	0.65	785.96		
		94	Furniture; bedding, mattresses, mattress supports, cushions and similar stuffed furnishings; lamps and lighting fittings, not elsewhere specified or included; illuminated signs, illuminated name-plates and the like	0.00	0.55			
		87	Vehicles other than railway or tramway rolling stock, and parts and accessories thereof	0.11	0.47	338.08		
		90	Optical, photographic, cinematographic, measuring, checking, precision, medical or surgical instruments and apparatus; parts and accessories thereof	0.00	0.35	8447.25		
		85	Electrical machinery and equipment and parts thereof; sound recorders and reproducers, television image and sound recorders and reproducers, and parts and accessories of such articles	0.03	0.06	91.02		
		63	Other made up textile articles; sets; worn clothing and worn textile articles; rags	0.00	0.04	37756.93		
		48	Paper and paperboard; articles of paper pulp, of paper or of paperboard	0.09	0.02	-78.32		
		05	Products of animal origin, not elsewhere specified or included	0.00	0.01			
		92	Musical instruments; parts and accessories of such articles	0.00	0.01			
		55	Man-made staple fibres	0.00	0.00	84.94		
		73	Articles of iron or steel	0.00	0.00	-2.66		
		82	Tools, implements, cutlery, spoons and forks, of base metal; parts thereof of base metal	0.00	0.00			
		83	Miscellaneous articles of base metal	0.00	0.00			
		56	Wadding, felt and nonwovens; special yarns; twine, cordage, ropes and cables and articles thereof	0.00	0.00			
		76	Aluminium and articles thereof	0.00	0.00			
		39	Plastics and articles thereof	0.06	0.00	-100.00		
		10	Cereals	0.46		-100.00		
		11	Products of the milling industry; malt; starches; inulin; wheat gluten	0.10		-100.00		
		15	Animal or vegetable fats and oils and their cleavage products; prepared edible fats; animal or vegetable waxes	0.55		-100.00		
				4 digits				
				2710	Petroleum oils and oils obtained from bituminous minerals, other than crude; preparation	22.38	12.54	-43.95
				8429	Self-propelled bulldozers, angledozers, graders, levellers, scrapers, mechanical shovels	0.04	0.55	1277.50
				9026	Instruments and apparatus for measuring or checking the flow, level, pressure or other v	0.00	0.35	
				8705	Special purpose motor vehicles, other than those principally designed for the transport	0.00	0.30	
				9406	Prefabricated buildings.	0.00	0.28	
		9403	Other furniture and parts thereof.	0.00	0.26			
		8716	Trailers and semi-trailers; other vehicles, not mechanically propelled; parts thereof.	0.00	0.09	1788.63		
		8479	Machines and mechanical appliances having individual functions, not specified or include	0.00	0.09			
		8703	Motor cars and other motor vehicles principally designed for the transport of persons (o	0.06	0.07	16.85		
		8517	Electrical apparatus for line telephony or line telegraphy, including line telephone set	0.00	0.05			
		6301	Blankets and travelling rugs.	0.00	0.04			
		4820	Registers, account books, note books, order books, receipt books, letter pads, memorandu	0.07	0.02	-73.69		
		8516	Electric instantaneous or storage water heaters and immersion heaters; electric space he	0.00	0.01			
		0501	Human hair, unworked, whether or not washed or scoured; waste of human hair.	0.00	0.01			
		8415	Air conditioning machines, comprising a motor-driven fan and elements for changing the t	0.00	0.01			
		5510	Yarn (other than sewing thread) of artificial staple fibres, not put up for retail sale.	0.00	0.00	90.91		
		9405	Lamps and lighting fittings including searchlights and spotlights and parts thereof, not	0.00	0.00			
		7305	Other tubes and pipes (for example, welded, riveted or similarly closed), having circula	0.00	0.00			
		8536	Electrical apparatus for switching or protecting electrical circuits, or for making conn	0.00	0.00			
		9209	Parts (for example, mechanisms for musical boxes) and accessories (for example, cards, d	0.00	0.00			

Table 8c (Ctd): Intra-EAC Re-Exports of the major twenty products for 2014 compared to 2013, values in USD millions								
Partner state	Country of destination	Hs Level	Description of Goods	2013	2014	% change		
Rwanda	Tanzania	2 digits						
		27	Mineral fuels, mineral oils and products of their distillation; bituminous substances; mineral waxes	35.28	27.22	-22.86		
		15	Animal or vegetable fats and oils and their cleavage products; prepared edible fats; animal or vegetable waxes	0.87	3.54	307.71		
		10	Cereals	1.75	3.20	83.36		
		21	Miscellaneous edible preparations	0.71	1.10	53.75		
		17	Sugars and sugar confectionery	1.82	0.92	-49.34		
		11	Products of the milling industry; malt; starches; inulin; wheat gluten	0.51	0.84	64.21		
		16	Preparations of meat, of fish or of crustaceans, molluscs or other aquatic invertebrates	0.35	0.75	113.90		
		87	Vehicles other than railway or tramway rolling stock, and parts and accessories thereof	0.75	0.53	-29.36		
		19	Preparations of cereals, flour, starch or milk; pastrycooks' products	0.09	0.46	412.41		
		48	Paper and paperboard; articles of paper pulp, of paper or of paperboard	0.23	0.43	84.00		
		04	Dairy produce; birds' eggs; natural honey; edible products of animal origin, not elsewhere specified or included	0.01	0.40	2574.04		
		22	Beverages, spirits and vinegar	0.02	0.23	878.73		
		84	Nuclear reactors, boilers, machinery and mechanical appliances; parts thereof	0.39	0.20	-47.74		
		85	Electrical machinery and equipment and parts thereof; sound recorders and reproducers, television image and sound recorders and reproducers, and parts and accessories of such articles	0.54	0.19	-63.70		
		34	Soap, organic surface-active agents, washing preparations, lubricating preparations, artificial waxes, prepared waxes, polishing or scouring preparations, candles and similar articles, modelling pastes, Ceramic products	0.10	0.18	81.46		
		69	Rubber and articles thereof	0.00	0.15	5551.72		
		20	Preparations of vegetables, fruit, nuts or other parts of plants	0.03	0.09	173.84		
		26	Ores, slag and ash	0.00	0.05			
		28	Inorganic chemicals; organic or inorganic compounds of precious metals, of rare-earth metals, of radioactive elements or of isotopes	0.00	0.03			
				4 digits				
				2710	Petroleum oils and oils obtained from bituminous minerals, other than crude; preparation	35.28	27.22	-22.86
				1516	Animal or vegetable fats and oils and their fractions, partly or wholly hydrogenated, in	0.82	3.38	312.76
				1006	Rice.	1.75	3.20	83.36
				2103	Sauces and preparations therefor; mixed condiments and mixed seasonings; mustard flour a	0.63	0.93	47.00
				1701	Cane or beet sugar and chemically pure sucrose, in solid form.	1.75	0.88	-49.40
				1101	Wheat or meslin flour.	0.51	0.84	64.21
		1604	Prepared or preserved fish; caviar and caviar substitutes prepared from fish eggs.	0.35	0.75	113.90		
		1905	Bread, pastry, cakes, biscuits and other bakers' wares, whether or not containing cocoa;	0.09	0.46	408.66		
		0402	Milk and cream, concentrated or containing added sugar or other sweetening matter.	0.01	0.40	2749.75		
		8703	Motor cars and other motor vehicles principally designed for the transport of persons (o	0.51	0.37	-26.47		
		4823	Other paper, paperboard, cellulose wadding and webs of cellulose fibres, cut to size or	0.02	0.31	1222.44		
		2202	Waters, including mineral waters and aerated waters, containing added sugar or other swe	0.02	0.23	923.26		
		8437	Machines for cleaning, sorting or grading seed, grain or dried leguminous vegetables; ma	0.00	0.20			
		8506	Primary cells and primary batteries.	0.13	0.18	37.13		
		2102	Yeasts (active or inactive); other single-cell micro-organisms, dead (but not including	0.08	0.17	105.63		
		6911	Tableware, kitchenware, other household articles and toilet articles, of porcelain or ch	0.00	0.15			
		1518	Animal or vegetable fats and oils and their fractions, boiled, oxidised, dehydrated, sul	0.00	0.11			
		3401	Soap; organic surface-active products and preparations for use as soap, in the form of b	0.09	0.09	-7.64		
		2002	Tomatoes prepared or preserved otherwise than by vinegar or acetic acid.	0.00	0.08			
		4809	Carbon paper, self-copy paper and other copying or transfer papers (including coated or	0.13	0.08	-34.15		

Table 8c (Ctd): Intra-EAC Re-Exports of the major twenty products for 2014 compared to 2013, values in USD millions

Partner state	Country of destination	Hs Level	Description of Goods	2013	2014	% change		
Rwanda	Uganda	2 digits						
		84	Nuclear reactors, boilers, machinery and mechanical appliances; parts thereof	0.72	18.02	2409.00		
		87	Vehicles other than railway or tramway rolling stock, and parts and accessories thereof	2.11	2.48	17.78		
		94	Furniture; bedding, mattresses, mattress supports, cushions and similar stuffed furnishings; lamps and lighting fittings, not elsewhere specified or included; illuminated signs, illuminated name-plates and the like	0.01	1.64	10822.20		
		27	Mineral fuels, mineral oils and products of their distillation; bituminous substances; mineral waxes	10.21	1.58	-84.49		
		85	Electrical machinery and equipment and parts thereof; sound recorders and reproducers, television image and sound recorders and reproducers, and parts and accessories of such articles	0.02	1.57	8573.62		
		73	Articles of iron or steel	0.04	1.18	3276.09		
		64	Footwear, gaiters and the like; parts of such articles	0.05	0.17	245.21		
		63	Other made up textile articles; sets; worn clothing and worn textile articles; rags	0.01	0.10	695.06		
		26	Ores, slag and ash	0.00	0.08			
		33	Essential oils and resinoids; perfumery, cosmetic or toilet preparations	0.00	0.08	1956431.04		
		15	Animal or vegetable fats and oils and their cleavage products; prepared edible fats; animal or vegetable waxes	1.65	0.04	-97.28		
		86	Railway or tramway locomotives, rolling-stock and parts thereof; railway or tramway track fixtures and fittings and parts thereof; mechanical (including electro-mechanical) traffic signalling equipment of all kind	0.00	0.03	866.20		
		49	Printed books, newspapers, pictures and other products of the printing industry; manuscripts, typescripts and plans	0.00	0.03	8714.78		
		25	Salt; sulphur; earths and stone; plastering materials, lime and cement	0.00	0.03	4424.38		
		22	Beverages, spirits and vinegar	0.00	0.03	710.89		
		10	Cereals	0.26	0.02	-92.61		
		17	Sugars and sugar confectionery	0.00	0.02	634.60		
		96	Miscellaneous manufactured articles	0.00	0.01	12992.19		
		95	Toys, games and sports requisites; parts and accessories thereof	0.00	0.01			
		48	Paper and paperboard; articles of paper pulp, of paper or of paperboard	0.00	0.01	304.94		
				4 digits				
				8430	Other moving, grading, levelling, scraping, excavating, tamping, compacting, extracting	0.00	8.37	402438.91
				8431	Parts suitable for use solely or principally with the machinery of headings 84.25 to 84.	0.00	4.21	98115.23
				8459	Machine-tools (including way-type unit head machines) for drilling, boring, milling, turning	0.00	3.55	4393022.81
				9406	Prefabricated buildings.	0.00	1.63	
				2710	Petroleum oils and oils obtained from bituminous minerals, other than crude; preparation	2.83	1.58	-43.96
				8502	Electric generating sets and rotary converters.	0.00	1.15	36635.32
				8705	Special purpose motor vehicles, other than those principally designed for the transport	0.35	1.12	224.98
				8426	Ships' derricks; cranes, including cable cranes; mobile lifting frames, straddle carrier	0.21	1.11	440.76
				8703	Motor cars and other motor vehicles principally designed for the transport of persons (other than motor cycles)	1.67	1.08	-35.51
				7304	Tubes, pipes and hollow profiles, seamless, of iron (other than cast iron) or steel.	0.00	0.55	
				8414	Air or vacuum pumps, air or other gas compressors and fans; ventilating or recycling hoods	0.00	0.36	13485.71
				7310	Tanks, casks, drums, cans, boxes and similar containers, for any material (other than compressed air)	0.01	0.31	5932.97
				7309	Reservoirs, tanks, vats and similar containers for any material (other than compressed air)	0.00	0.26	
				8525	Transmission apparatus for radio-telephony, radio-telegraphy, radio-broadcasting or television	0.00	0.23	
				8424	Mechanical appliances (whether or not hand-operated) for projecting, dispersing or spraying	0.00	0.20	
				6402	Other footwear with outer soles and uppers of rubber or plastics.	0.00	0.17	9436.41
				8538	Parts suitable for use solely or principally with the apparatus of heading 85.35, 85.36	0.00	0.17	
				8704	Motor vehicles for the transport of goods.	0.75	0.15	-80.61
				6305	Sacks and bags, of a kind used for the packing of goods.	0.02	0.09	379.05
				2611	Tungsten ores and concentrates.	0.00	0.08	

Table 8c (Ctd): Intra-EAC Re-Exports of the major twenty products for 2014 compared to 2013, values in USD millions

Partner state	Country of destination	Hs Level	Description of Goods	2013	2014	% change		
Rwanda	Burundi	2 digits						
		87	Vehicles other than railway or tramway rolling stock, and parts and accessories thereof	6.61	6.46	-2.28		
		84	Nuclear reactors, boilers, machinery and mechanical appliances; parts thereof	0.97	0.35	-63.75		
		27	Mineral fuels, mineral oils and products of their distillation; bituminous substances; mineral waxes	0.00	0.15			
		21	Miscellaneous edible preparations	0.00	0.08			
		85	Electrical machinery and equipment and parts thereof; sound recorders and reproducers, television image and sound recorders and reproducers, and parts and accessories of such articles	0.09	0.08	-15.16		
		34	Soap, organic surface-active agents, washing preparations, lubricating preparations, artificial waxes, prepared waxes, polishing or scouring preparations, candles and similar articles, modelling pastes, preparations of the milling industry; malt; starches; inulin; wheat gluten	0.03	0.07	161.96		
		73	Articles of iron or steel	0.07	0.03	-58.57		
		94	Furniture; bedding, mattresses, mattress supports, cushions and similar stuffed furnishings; lamps and lighting fittings, not elsewhere specified or included; illuminated signs, illuminated name-plates and the like	0.00	0.01			
		49	Printed books, newspapers, pictures and other products of the printing industry; manuscripts, typescripts and plans	0.00	0.01			
		39	Plastics and articles thereof	0.12	0.01	-94.89		
		48	Paper and paperboard; articles of paper pulp, of paper or of paperboard	0.00	0.00			
		30	Pharmaceutical products	0.00	0.00			
		82	Tools, implements, cutlery, spoons and forks, of base metal; parts thereof of base metal	0.00	0.00			
		64	Footwear, gaiters and the like; parts of such articles	0.00	0.00			
		59	Impregnated, coated, covered or laminated textile fabrics; textile articles of a kind suitable for industrial use	0.00	0.00	-69.50		
		92	Musical instruments; parts and accessories of such articles	0.00	0.00			
		95	Toys, games and sports requisites; parts and accessories thereof	0.00	0.00			
		63	Other made up textile articles; sets; worn clothing and worn textile articles; rags	0.00	0.00			
		61	Articles of apparel and clothing accessories, knitted or crocheted	0.00	0.00			
				4 digits				
				8703	Motor cars and other motor vehicles principally designed for the transport of persons (other than motor cycles)	3.71	5.13	38.07
				8702	Motor vehicles for the transport of ten or more persons, including the driver.	1.58	0.82	-47.72
				8704	Motor vehicles for the transport of goods.	1.05	0.49	-53.69
				8415	Air conditioning machines, comprising a motor-driven fan and elements for changing the temperature	0.07	0.17	153.87
				2710	Petroleum oils and oils obtained from bituminous minerals, other than crude; preparation	0.00	0.14	
				8479	Machines and mechanical appliances having individual functions, not specified or included in other headings	0.07	0.12	59.86
				2103	Sauces and preparations therefor; mixed condiments and mixed seasonings; mustard flour	0.00	0.08	
				3401	Soap; organic surface-active products and preparations for use as soap, in the form of bars	0.03	0.07	145.82
				1101	Wheat or meslin flour.	0.03	0.07	161.96
				8528	Reception apparatus for television, whether or not incorporating radio-broadcast receiver	0.02	0.07	242.60
				7314	Cloth (including endless bands), grill, netting and fencing, of iron or steel wire; expanded metal	0.04	0.03	-27.75
				8429	Self-propelled bulldozers, angledozers, graders, levellers, scrapers, mechanical shovels	0.81	0.03	-96.53
				8711	Motorcycles (including mopeds) and cycles fitted with an auxiliary motor, with or without sidecar	0.00	0.02	
				8418	Refrigerators, freezers and other refrigerating or freezing equipment, electric or other	0.01	0.02	175.63
				9403	Other furniture and parts thereof.	0.00	0.01	
				8450	Household or laundry-type washing machines, including machines which both wash and dry.	0.00	0.01	1626.19
				2711	Petroleum gases and other gaseous hydrocarbons.	0.00	0.01	
				4907	Unused postage, revenue or similar stamps of current or new issue in the country in which issued	0.00	0.01	
				3926	Other articles of plastics and articles of other materials of headings 39.01 to 39.14.	0.00	0.01	
				8516	Electric instantaneous or storage water heaters and immersion heaters; electric space heaters	0.01	0.01	-0.01

Partner state	Country of destination	Hs Level	Description of Goods	2013	2014	% change		
Burundi	Kenya	2 digits						
		63	OTHER MADE UP TEXTILE ARTICLES; SETS; WORN CLOTHING ETC	0.00	0.09	-		
		70	GLASS AND GLASSWARE	0.00	0.04	-		
		39	PLASTICS AND ARTICLES THEREOF	0.00	0.04	761.5%		
		85	Electrical mchy equip parts thereof, sound recorder etc	0.00	0.03	602.5%		
		42	ARTICLES OF LEATHER; SADDLERY/HARNESS; TRAVEL GOODS ETC	0.02	0.01	-19.4%		
		76	ALUMINIUM AND ARTICLES THEREOF	0.00	0.01	-		
		94	FURNITURE; BEDDING, MATTRESS, MATT SUPPORT, CUSHION ETC	0.00	0.00	23.7%		
		44	WOOD AND ARTICLES OF WOOD; WOOD CHARCOAL	0.00	0.00	-		
		61	ART OF APPAREL & CLOTHING ACCESS, KNITTED OR CROCHETED	0.00	0.00	-		
		87	VEHICLES O/T RAILW/TRANW ROOL-STOCK, PTS & ACCESSORIES	0.05	0.00	-99.9%		
				4 digits				
				6306	Tarpaulins, awnings and sunblinds; tents; sails for boats, sailboards or landcraft; camp:	0.00	0.09	-
				7010	Carboys, bottles, flasks, jars, pots, phials, ampoules and other containers, of glass, o:	0.00	0.04	-
				3923	Articles for the conveyance or packing of goods, of plastics; stoppers, lids, caps and o:	0.00	0.04	754%
				8529	Parts suitable for use solely or principally with the apparatus of headings 85.25 to 85.:	0.00	0.03	-
				4202	Trunks, suit-cases, vanity-cases, executive-cases, brief-cases, school satchels, spectac:	0.01	0.01	-1%
				7616	Other articles of aluminium.:	0.00	0.01	-
				9405	Lamps and lighting fittings including searchlights and spotlights and parts thereof, not:	0.00	0.00	24%
				4418	Builders' joinery and carpentry of wood, including cellular wood panels, assembled parqu:	0.00	0.00	-
				3924	Tableware, kitchenware, other household articles and toilet articles, of plastics.:	0.00	0.00	-
				8539	Electric filament or discharge lamps, including sealed beam lamp units and ultra-violet:	0.00	0.00	-
				8544	Insulated (including enamelled or anodised) wire, cable (including co-axial cable) and o:	0.00	0.00	-
				6117	Other made up clothing accessories, knitted or crocheted; knitted or crocheted parts of:	0.00	0.00	-
				7610	Aluminium structures (excluding prefabricated buildings of heading 94.06) and parts of s:	0.00	0.00	-
				8716	Trailers and semi-trailers; other vehicles, not mechanically propelled; parts thereof.:	0.00	0.00	-
				8536	Electrical apparatus for switching or protecting electrical circuits, or for making conn:	0.00	0.00	-

Partner state	Country of destination	Hs Level	Description of Goods	2013	2014	% change		
Burundi	Tanzania	2 digits						
		87	Vehicles other than railway or tramway rolling-stock, and parts and accessories thereof.	0.24	2.21	804%		
		84	Nuclear reactors, boilers, machinery and mechanical appliances; parts thereof.	0.02	1.07	6901%		
		27	Mineral fuels, mineral oils and products of their distillation; bituminous substances; mineral waxes.	0.18	0.44	144%		
		72	Iron and steel.	0.18	0.38	111%		
		53	Other vegetable textile fibres; paper yarn and woven fabrics of paper yarn.	0.09	0.08	-10%		
		70	Glass and glassware.	0.09	0.04	-57%		
		81	Other base metals; cermets; articles thereof.	0.00	0.01	531%		
		40	Rubber and articles thereof.	0.00	0.01	-		
		74	Copper and articles thereof.	0.03	0.01	-76%		
		85	Electrical machinery and equipment and parts thereof; sound recorders and reproducers, television image and sound recorders and reproducers, and parts and accessories of such articles.	0.03	0.01	-76%		
		64	Footwear, gaiters and the like; parts of such articles.	0.00	0.00	-		
		25	Salt; sulphur; earths and stone; plastering materials, lime and cement.	0.00	0.00	-		
		83	Miscellaneous articles of base metal.	0.00	0.00	-		
		33	Essential oils and resinoids; perfumery, cosmetic or toilet preparations.	0.00	0.00	-		
		73	Articles of iron or steel.	0.00	0.00	-		
		96	Miscellaneous manufactured articles.	0.00	0.00	-		
				4 digits				
				8704	Motor vehicles for the transport of goods	0.01	1.80	20417%
				8429	Self-propelled bulldozers, angledozers, graders, levellers, etc	0.00	0.99	780871%
				2710	Petroleum oils and oils obtained from bituminous minerals, other than crude	0.00	0.44	-
				7204	Ferrous waste and scrap; remelting scrap ingots of iron or steel	0.18	0.38	111%
				8708	Parts and accessories of the motor vehicles of 87.01 to 87.05	0.10	0.22	118%
				8705	Special purpose motor vehicles (eg crane, fire-fighting, etc, vehicles)	0.00	0.12	-
				5303	Jute, etc (excl. Flax...), not spun; tow and waste of these fibres	0.00	0.08	-
				8703	Motor cars and other motor vehicles for the transport of persons	0.10	0.07	-28%
				8430	Earth moving... Machinery, nes; pile-drivers/extractors; snow-ploughs	0.01	0.05	788%
				7010	Carboys, bottles, flasks... Ampoules, etc; stoppers, lids..., of glass	0.00	0.04	-
				8479	Machines and mechanical appliances, having individual functions, nes	0.00	0.01	-
				8459	Machine-tools for drilling, boring, milling... By removing metal	0.00	0.01	-
				4011	New pneumatic tyres, of rubber	0.00	0.01	-
				8432	Machinery for soil preparation/cultivation; lawn/sports-ground rollers	0.00	0.01	-
				8113	Cermets and articles thereof incl waste and scrap	0.00	0.01	-
				7404	Copper waste and scrap	0.00	0.01	-
				8517	Electrical apparatus for line telephony or line telegraphy	0.01	0.01	-18%
				8112	Beryllium, chromium, germanium, vanadium... And articles thereof	0.00	0.00	-
				8467	Tools for working in the hand, pneumatic or with non-electric motor	0.00	0.00	-

Table 8c (Ctd): Intra-EAC Re-Exports of the major twenty products for 2014 compared to 2013, values in USD millions

Partner state	Country of destination	Hs Level	Description of Goods	2013	2014	% change		
Burundi	Rwanda	2 digits						
		70	Glass and glassware.	0.17	0.81	382%		
		87	Vehicles other than railway or tramway rolling-stock, and parts and accessories thereof.	0.73	0.75	2%		
		84	Nuclear reactors, boilers, machinery and mechanical appliances; parts thereof.	0.01	0.25	4853%		
		39	Plastics and articles thereof.	0.07	0.24	244%		
		72	Iron and steel.	0.12	0.18	42%		
		73	Articles of iron or steel.	0.16	0.05	-68%		
		68	Articles of stone, plaster, cement, asbestos, mica or similar materials.	0.00	0.05	-		
		85	Electrical machinery and equipment and parts thereof; sound recorders and reproducers, television image and sound recorders and reproducers, and parts and accessories of such articles.	0.00	0.04	944%		
		82	Tools, implements, cutlery, spoons and forks, of base metal; parts thereof of base metal.	0.00	0.03	-		
		19	Preparations of cereals, flour, starch or milk; pastrycooks' products.	0.00	0.02	-		
		94	Furniture; bedding, mattresses, mattress supports, cushions and similar stuffed furnishings; lamps and lighting fittings, not elsewhere specified or included; illuminated signs, illuminated name-plates and the like; prefabricated buildings.	0.00	0.01	-		
		76	Aluminium and articles thereof.	0.01	0.00	-51%		
		74	Copper and articles thereof.	0.00	0.00	-		
		83	Miscellaneous articles of base metal.	0.00	0.00	-		
		17	Sugars and sugar confectionery.	0.00	0.00	-		
		22	Beverages, spirits and vinegar.	0.00	0.00	-		
		15	Animal or vegetable fats and oils and their cleavage products; prepared edible fats	0.00	0.00	-		
				4 digits				
				7010	Carboys, bottles, flasks... Ampoules, etc; stoppers, lids..., of glass	0.17	7.35	4286%
				8703	Motor cars and other motor vehicles for the transport of persons	0.32	4.17	1218%
				3923	Articles for conveyance or packing of goods, of plastics	0.03	1.69	4784%
				7204	Ferrous waste and scrap; remelting scrap ingots of iron or steel	0.12	1.14	809%
				8431	Parts suitable for use with the machinery of 84.25 to 84.30	0.01	1.12	22130%
				8704	Motor vehicles for the transport of goods	0.07	1.05	1357%
				8702	Public-transport type passenger motor vehicles	0.34	0.97	183%
				7311	Containers for compressed or liquified gas, of iron or steel	0.03	0.92	2777%
				8479	Machines and mechanical appliances, having individual functions, nes	0.00	0.90	-
				8502	Electric generating sets and rotary converters	0.00	0.84	-
		8207	Interchangeable tools for hand or machine-tools...	0.00	0.78	-		
		8429	Self-propelled bulldozers, angledozers, graders, levellers, etc	0.00	0.66	-		
		6807	Articles of asphalt or of similar material	0.00	0.62	-		
		6809	Articles of plaster or of compositions based on plaster	0.00	0.60	-		
		3925	Builders' ware of plastics, nes	0.00	0.49	-		
		1905	Bread, pastry, cakes, etc; communion wafers, rice paper, etc	0.00	0.45	-		
		8463	Other machine-tools for working metal, sintered metal carbides...	0.00	0.43	-		
		8709	Works trucks, self-propelled, not fitted with lifting... Equipment	0.00	0.41	-		
		8501	Electric motors and generators (excl. Generating sets)	0.00	0.41	-		

Table 8c (Ctd): Intra-EAC Re-Exports of the major twenty products for 2014 compared to 2013, values in USD millions

Partner state	Country of destination	Hs Level	Description of Goods	2013	2014	% change		
Burundi	Uganda	2 digits						
		72	Iron and steel.	0.01	0.49	4184%		
		70	Glass and glassware.	0.01	0.20	2444%		
		84	Nuclear reactors, boilers, machinery and mechanical appliances; parts thereof.	0.11	0.18	61%		
		39	Plastics and articles thereof.	0.00	0.17	13440%		
		87	Vehicles other than railway or tramway rolling-stock, and parts and accessories thereof.	0.00	0.12	-		
		85	Electrical machinery and equipment and parts thereof; sound recorders and reproducers, television image and sound recorders and reproducers, and parts and accessories of such articles.	0.00	0.05	-		
		92	Musical instruments; parts and accessories of such articles.	0.00	0.03	-		
		33	Essential oils and resinoids; perfumery, cosmetic or toilet preparations.	0.00	0.03	1516%		
		44	Wood and articles of wood; wood charcoal.	0.00	0.01	-		
		48	Paper and paperboard; articles of paper pulp, of paper or of paperboard.	0.00	0.01	-		
		73	Articles of iron or steel.	0.00	0.01	-		
		82	Tools, implements, cutlery, spoons and forks, of base metal; parts thereof of base metal.	0.00	0.00	-		
		63	Other made up textile articles; sets; worn clothing and worn textile articles; rags.	0.00	0.00	-		
		25	Salt; sulphur; earths and stone; plastering materials, lime and cement.	0.00	0.00	-		
		29	Organic chemicals.	0.00	0.00	-		
		95	Toys, games and sports requisites; parts and accessories thereof.	0.00	0.00	-		
		28	Inorganic chemicals; organic or inorganic compounds of precious metals, of rare-earth metals, of radioactive elements or of isotopes.	0.00	0.00	-		
				4 digits				
				7204	Ferrous waste and scrap; remelting scrap ingots of iron or steel	0.01	0.49	4149%
				7010	Carboys, bottles, flasks... Ampoules, etc; stoppers, lids..., of glass	0.01	0.20	2444%
				3923	Articles for conveyance or packing of goods, of plastics	0.00	0.17	13440%
				8478	Machinery for preparing or making up tobacco, nes	0.00	0.15	-
				8711	Motocycles (incl. Mopeds) and cycles fitted with an auxiliary motor	0.00	0.12	-
				8502	Electric generating sets and rotary converters	0.00	0.05	-
				9207	Musical instruments with electrically produced or amplified sound	0.00	0.03	-
				3304	Beauty, make-up, skin-care (incl. Suntan), manicure... Preparations	0.00	0.03	17458%
				8414	Air/vacuum pumps, air/gas compressors and fans;hoods with a fan	0.00	0.01	-
				4410	Particle board and similar board of wood or other ligneous materials	0.00	0.01	-
		4823	Other paper..., cut to size or shape; articles of paper, etc, nes	0.00	0.01	-		
		8477	Machinery for working rubber/plastics or making products thereof, nes	0.00	0.01	-		
		7311	Containers for compressed or liquified gas, of iron or steel	0.00	0.01	-		
		8438	Machinery, nes, for the industrial preparation of food or drink	0.00	0.01	-		
		8501	Electric motors and generators (excl. Generating sets)	0.00	0.00	-		
		7210	Rolled iron or non-alloy steel, >=600mm wide, clad, plated or coated	0.00	0.00	-		
		8479	Machines and mechanical appliances, having individual functions, nes	0.00	0.00	-		
		8413	Pumps for liquids; liquid elevators	0.00	0.00	-		
		6304	Other furnishing articles, nes (excl. Of 94.04)	0.00	0.00	-		
		2505	Natural sands of all kinds, (excl. Metal-bearing sands of chapter 26)	0.00	0.00	-		

Table 8c (Ctd): Intra-EAC Re-Exports of the major twenty products for 2014 compared to 2013, values in USD millions								
Partner state	Country of destination	Hs Level	Description of Goods	2013	2014	% change		
Tanzania	Kenya	2 digits						
		89	Ships, boats and floating structures	41.14	80.90	96.65		
		27	Mineral fuels, oils & product of their distillation; etc	39.13	43.56	11.32		
		84	Nuclear reactors, boilers, mchy & mech appliance; parts	576.75	18.84	-96.73		
		87	Vehicles o/t railw/tranw rool-stock, pts & accessories	4.62	7.49	62.12		
		82	Tool, implement, cutlery, spoon & fork, of base met etc	0.27	5.11	1,792.59		
		31	Fertilisers	23.01	5.11	-77.79		
		10	Cereals	0.21	5.10	2,328.57		
		72	Iron and steel	1.86	2.10	12.90		
		85	Electrical mchy equip parts thereof; sound recorder etc	3.25	1.87	-42.46		
		73	Articles of iron and steel	1.07	1.25	16.82		
		36	Explosives; pyrotechnic prod; matches; pyro alloy; etc	0.66	0.95	43.94		
		63	Other made up textile articles; sets; worn clothing etc	0.55	0.80	45.45		
		39	Plastics and articles thereof	0.59	0.76	28.81		
		76	Aluminium and articles thereof	0.19	0.72	278.95		
		90	OPTICAL, PHOTO, CINE, MEAS, CHECKING, PRECISION, etc	1.69	0.61	-63.91		
		94	Furniture; bedding, mattress, matt support, cushion etc	0.19	0.47	147.37		
		70	Glass and glassware	1.59	0.47	-70.44		
		24	Tobacco and manufactured tobacco substitutes	0.00	0.40	-		
		25	Salt; sulphur; earth & ston; plastering mat; lime & cem	0.00	0.24	-		
		30	Pharmaceutical products	0.04	0.18	350.00		
			4 digits					
			8905	Light-vessels, fire-floats, etc; floating docks, platforms for drilling	40.83	80.90	98.14	
			2711	Petroleum gases and other gaseous hydrocarbons	31.85	34.88	9.51	
			8429	Self-propelled bulldozers, angledozers, graders, levellers, etc	0.97	3.10	219.59	
			8704	Motor vehicles for the transport of goods	2.89	1.87	-35.29	
			8474	Machinery for sorting..., agglomerating... Earth, stone, ores, etc	1.42	0.81	-42.96	
			8431	Parts suitable for use with the machinery of 84.25 to 84.30	546.59	0.54	-99.90	
			8504	Electrical transformers, static converters and inductors	0.51	0.49	-3.92	
			7010	Carboys, bottles, flasks... Ampoules, etc; stoppers, lids..., of glass	1.57	0.46	-70.70	
			8703	Motor cars and other motor vehicles for the transport of persons	0.27	0.44	62.96	
			8705	Special purpose motor vehicles (eg crane, fire-fighting, etc, vehicles)	0.01	0.43	4,200.00	
		8427	Fork-lift trucks; works trucks fitted with lifting/handling equipment	0.00	0.37	-		
		8430	Earth moving... Machinery, nes; pile-drvers/extractors; snow-ploughs	0.12	0.35	191.67		
		8465	Machine-tools for working wood, cork, bone, hard rubber, etc	0.00	0.34	-		
		8502	Electric generating sets and rotary converters	1.29	0.31	-75.97		
		8479	Machines and mechanical appliances, having individual functions, nes	0.19	0.24	26.32		
		8514	Industrial or laboratory electric furnaces and ovens, etc	0.00	0.23	-		
		2710	Petroleum oils and oils obtained from bituminous minerals, other than crude	0.13	0.21	61.54		
		2402	Cigars, cigarillos, cigarettes, etc, of tobacco or tobacco substitutes	0.00	0.21	-		
		3902	Polymers of propylene or of other olefins, in primary forms	0.00	0.19	-		
		8414	Air/vacuum pumps, air/gas compressors and fans;hoods with a fan	0.15	0.18	20.00		

Table 8c (Ctd): Intra-EAC Re-Exports of the major twenty products for 2014 compared to 2013, values in USD millions								
Partner state	Country of destination	Hs Level	Description of Goods	2013	2014	% change		
Tanzania	Uganda	2 digits						
		27	Mineral fuels, oils & product of their distillation; etc	5.04	5.53	9.72		
		10	Cereals	0.18	5.09	2,727.78		
		87	Vehicles o/t railw/tranw rool-stock, pts & accessories	1.37	3.23	135.77		
		84	Nuclear reactors, boilers, mchy & mech appliance; parts	3.27	3.04	-7.03		
		85	Electrical mchy equip parts thereof; sound recorder etc	0.59	0.40	-32.20		
		82	Tool, implement, cutlery, spoon & fork, of base met etc	0.00	0.31	-		
		90	Optical, photo, cine, meas, checking, precision, etc	0.02	0.27	1,250.00		
		63	Other made up textile articles; sets; worn clothing etc	0.05	0.21	320.00		
		39	Plastics and articles thereof	0.00	0.20	-		
		24	Tobacco and manufactured tobacco substitutes	0.00	0.19	-		
		73	Articles of iron and steel	0.26	0.17	-34.62		
		36	Explosives; pyrotechnic prod; matches; pyro alloy; etc	0.00	0.17	-		
		38	Miscellaneous chemical products	0.04	0.11	175.00		
		79	Zinc and articles thereof	0.00	0.09	-		
		28	Inorgn chem; compds of prec met, radioact elements etc	0.00	0.07	-		
		25	Salt; sulphur; earth & ston; plastering mat; lime & cem	0.00	0.05	-		
		29	Organic chemicals	0.00	0.04	-		
		31	Fertilisers	0.93	0.04	-95.70		
		34	Soap, organic surface-active agents, washing prep, etc	0.00	0.02	-		
		72	Iron and steel	0.00	0.02	-		
			4 digits					
			1001	Wheat and meslin	0.18	5.09	2,727.78	
			2711	Petroleum gases and other gaseous hydrocarbons	4.96	4.89	-1.41	
			8704	Motor vehicles for the transport of goods	1.11	2.23	100.90	
			8429	Self-propelled bulldozers, angledozers, graders, levellers, etc	0.70	0.75	7.14	
			8431	Parts suitable for use with the machinery of 84.25 to 84.30	0.53	0.58	9.43	
			8430	Earth moving... Machinery, nes; pile-drvers/extractors; snow-ploughs	0.65	0.53	-18.46	
			8703	Motor cars and other motor vehicles for the transport of persons	0.22	0.45	104.55	
			8473	Parts and accessories suitable for machines of 84.69 to 84.72	0.00	0.39	-	
			2710	Petroleum oils and oils obtained from bituminous minerals, other than crude	0.08	0.38	375.00	
			8459	Machine-tools for drilling, boring, milling... By removing metal	0.08	0.27	237.50	
		9015	Surveying, hydrographic, oceanographic... Instruments/appliances, nes	0.01	0.26	2,500.00		
		2713	Petroleum coke, bitumen and other residues of petroleum oils	0.00	0.26	-		
		8215	Spoons, forks, ladles, skimmers, cake-servers... Or tableware	0.00	0.25	-		
		6301	Blankets and travelling rugs	0.00	0.20	-		
		2402	Cigars, cigarillos, cigarettes, etc, of tobacco or tobacco substitutes	0.00	0.19	-		
		8479	Machines and mechanical appliances, having individual functions, nes	0.07	0.18	157.14		
		3606	Ferro-cerium, pyrophoric alloys; articles of combustible materials	0.00	0.17	-		
		3907	Polyethers and epoxide resins; polyesters, in primary forms	0.00	0.17	-		
		8702	Public-transport type passenger motor vehicles	0.00	0.17	-		
		8451	Machinery, nes, for washing, cleaning, wringing, drying, ironing, etc	0.00	0.16	-		

Table 8c (Ctd): Intra-EAC Re-Exports of the major twenty products for 2014 compared to 2013, values in USD millions

Partner state	Country of destination	Hs Level	Description of Goods	2013	2014	% change		
Tanzania	Burundi	2 digits						
			84 Nuclear reactors, boilers, mchy & mech appliance; parts	15.18	8.70	-42.69		
			82 Tool, implement, cutlery, spoon & fork, of base met etc	0.00	4.62	-		
			31 Fertilisers	4.21	1.97	-53.21		
			27 Mineral fuels, oils & product of their distillation; etc	0.25	1.32	428.00		
			87 Vehicles o/t railw/tranw rool-stock, pts & accessories	0.00	0.93	-		
			72 Iron and steel	0.00	0.41	-		
			73 Articles of iron and steel	0.08	0.14	75.00		
			36 Explosives; pyrotechnic prod; matches; pyro alloy; etc	0.40	0.08	-80.00		
			85 Electrical mchy equip parts thereof; sound recorder etc	0.00	0.07	-		
			60 Knitted or crocheted fabrics	0.00	0.05	-		
			39 Plastics and articles thereof	0.04	0.05	25.00		
			22 Beverages, spirits and vinegar	0.00	0.04	-		
			83 Miscellaneous articles of basee metal	0.00	0.03	-		
			25 Salt; sulphur; earth & ston; plastering mat; lime & cem	0.00	0.02	-		
			10 Cereals	0.00	0.01	-		
			96 Miscellaneous manufactured articles	0.00	0.00	-		
			86 Railw/tramw locom, rolling-stock & parts thereof; etc	0.00	0.00	-		
			90 OPTICAL, PHOTO, CINE, MEAS, CHECKING, PRECISION, etc	0.06	0.00	-100.00		
			94 Furniture; bedding, mattress, matt support, cushion etc	0.04	0.00	-100.00		
			40 Rubber and articles thereof	0.00	0.00	-		
			4 digits					
					8432 Machinery for soil preparation/cultivation; lawn/sports-ground rollers	14.80	8.01	-45.88
					8203 Files, rasps, pliers, pincers, tweezers, metal cutting shears, etc	0.00	4.61	-
					3105 Mineral or chemical fertilizers, nes; other fertilizers; goods =<10kg	3.12	1.76	-43.59
					2710 Petroleum oils and oils obtained from bituminous minerals, other than crude	0.00	1.03	-
					8714 Parts and accessories of vehicles of 87.11 to 87.13	0.00	0.61	-
					7213 Iron/steel bars androds, hot-rolled, in irregularly wound coils	0.00	0.41	-
					8429 Self-propelled bulldozers, angledozers, graders, levellers, etc	0.27	0.33	22.22
					2711 Petroleum gases and other gaseous hydrocarbons	0.24	0.29	20.83
					8430 Earth moving... Machinery, nes; pile-drvers/extractors; snow-ploughs	0.00	0.20	-
					3102 Mineral or chemical fertilizers, nitrogenous	0.56	0.19	-66.07
					8705 Special purpose motor vehicles (eg crane, fire-fighting, etc, vehicles)	0.00	0.14	-
					8704 Motor vehicles for the transport of goods	0.00	0.13	-
					8476 Automatic goods-vending machines (incl. Money-changing machines)	0.00	0.12	-
					7315 Chain and parts thereof, or iron or steel	0.08	0.10	25.00
			3602 Prepared explosives	0.40	0.08	-80.00		
			8502 Electric generating sets and rotary converters	0.00	0.05	-		
			6005 Warp knit fabrics (including those made on galloon knitting machines), oth	0.00	0.05	-		
			3920 Other plates..., of plastics, not reinforced, etc	0.00	0.04	-		
			2203 Beer made from malt	0.00	0.04	-		
			7326 Other articles of iron or steel	0.00	0.04	-		

Table 8c (Ctd): Intra-EAC Re-Exports of the major twenty products for 2014 compared to 2013, values in USD millions

Partner state	Country of destination	Hs Level	Description of Goods	2013	2014	% change		
Tanzania	Rwanda	2 digits						
			40 Rubber and articles thereof	0.00	0.09	-		
			84 Nuclear reactors, boilers, mchy & mech appliance; parts	7.08	0.90	-87.29		
			22 Beverages, spirits and vinegar	0.00	0.08	-		
			73 Articles of iron and steel	0.04	0.74	1,750.00		
			36 Explosives; pyrotechnic prod; matches; pyro alloy; etc	0.25	0.71	184.00		
			44 Wood and articles of wood; wood charcoal	0.00	0.01	-		
			28 Inorgn chem; compds of prec met, radioact elements etc	0.01	0.06	500.00		
			63 Other made up textile articles; sets; worn clothing etc	0.41	0.58	41.46		
			76 Aluminium and articles thereof	0.14	0.55	292.86		
			62 Art of apparel & clothing access, not knitted/crocheted	0.00	0.00	-		
			94 Furniture; bedding, mattress, matt support, cushion etc	0.10	0.44	340.00		
			48 Paper & paperboard; art of paper pulp, paper/paperboard	0.01	0.00	-100.00		
			82 Tool, implement, cutlery, spoon & fork, of base met etc	0.02	0.03	50.00		
			70 Glass and glassware	0.02	0.00	-100.00		
			31 Fertilisers	17.86	3.09	-82.70		
			90 OPTICAL, PHOTO, CINE, MEAS, CHECKING, PRECISION, etc	0.00	0.03	-		
			87 Vehicles o/t railw/tranw rool-stock, pts & accessories	0.00	0.25	-		
			59 Impregnated, coated, cover/laminated textile fabric etc	0.00	0.02	-		
			29 Organic chemicals	0.00	0.00	-		
			96 Miscellaneous manufactured articles	0.02	0.00	-100.00		
			4 digits					
					3105 Mineral or chemical fertilizers, nes; other fertilizers; goods =<10kg	12.96	3.09	-76.16
					7222 Other bars and rods of stainless steel; angles, shapes and sections	1.36	1.10	-19.12
					2711 Petroleum gases and other gaseous hydrocarbons	1.46	1.03	-29.45
					3602 Prepared explosives	0.19	0.67	252.63
					8429 Self-propelled bulldozers, angledozers, graders, levellers, etc	0.00	0.55	-
					7308 Iron/steel structures and parts thereof; plates, rods... Therefor	0.00	0.51	-
					2714 Bitumen and asphalt, natural; bituminous or oil shale...; asphaltites...	0.40	0.43	7.50
					7213 Iron/steel bars androds, hot-rolled, in irregularly wound coils	0.00	0.41	-
					7609 Aluminium tube or pipe fittings	0.00	0.32	-
					6301 Blanketsand travelling rugs	0.24	0.24	0.00
					6304 Other furnishing articles, nes (excl. Of 94.04)	0.10	0.23	130.00
					8705 Special purpose motor vehicles (eg crane, fire-fighting, etc, vehicles)	0.00	0.23	-
					9404 Mattress supports; articles of bedding, sprung, stuffed, etc	0.10	0.23	130.00
					7323 Table, kitchen or household articles and parts thereof of iron or steel	0.00	0.23	-
			7615 Table, kitchen, household and sanitary articles... Of aluminium	0.14	0.22	57.14		
			9406 Prefabricated buildings	0.00	0.21	-		
			2713 Petroleum coke, bitumen and other residues of petroleum oils	0.00	0.17	-		
			2523 Portland cement, aluminous cement, persulphate cement, etc	0.00	0.16	-		
			8430 Earth moving... Machinery, nes; pile-drvers/extractors; snow-ploughs	0.14	0.13	-7.14		
			6907 Unglazed ceramic flags, paving, hearth or wall tiles; mozaic cubes, etc	0.14	0.11	-21.43		

Partner state	Country of destination	Hs Level	Description of Goods	2013	2014	% change		
Kenya	Uganda	2 digits						
		27	Mineral fuels, mineral oils and products of their	38.62	46.36	20.06		
		84	Nuclear reactors, boilers, machinery and mechanica	14.55	15.41	5.90		
		87	Vehicles other than railway or tramway rolling-sto	13.85	12.55	-9.41		
		10	Cereals.	10.09	10.44	3.46		
		90	Optical, photographic, cinematographic, measuring,	5.35	7.42	38.78		
		30	Pharmaceutical products.	18.52	7.34	-60.34		
		31	Fertilisers.	11.49	7.15	-37.81		
		19	Preparations of cereals, flour, starch or milk; pa	5.53	4.62	-16.48		
		39	Plastics and articles thereof.	3.87	3.55	-8.17		
		38	Miscellaneous chemical products.	2.98	3.52	17.94		
		15	Animal or vegetable fats and oils and their cleava	2.68	3.26	21.59		
		12	Oil seeds and oleaginous fruits; miscellaneous gra	0.11	2.54	2138.01		
		07	Edible vegetables and certain roots and tubers.	2.07	1.78	-14.29		
		85	Electrical machinery and equipment and parts there	4.85	1.56	-67.79		
		28	Inorganic chemicals; organic or inorganic compound	2.96	1.02	-65.63		
		29	Organic chemicals.	2.21	0.90	-59.28		
		64	Footwear, gaiters and the like; parts of such arti	0.75	0.79	5.15		
		73	Articles of iron or steel.	0.44	0.78	75.23		
		48	Paper and paperboard; articles of paper pulp, of p	0.32	0.69	112.47		
		34	Soap, organic surface-active agents, washing prepa	0.97	0.65	-32.76		
				4 digits				
				2710	Petroleum oils and oils obtained from bituminous m	33.30	44.42	33.40
				1007	Grain sorghum	8.02	9.98	24.40
				3004	Medicaments of mixed or unmixed products, for reta	18.39	7.26	-60.52
				8431	Parts suitable for use with the machinery of 84.25	0.85	6.32	643.89
				9018	Instruments and appliances used in medical, surgic	1.14	6.06	432.64
				1901	Malt extract; food preparations of flour, etc., ne	5.10	3.94	-22.77
				8702	Public-transport type passenger motor vehicles	0.79	3.60	355.24
				8703	Motor cars and other motor vehicles for the transp	2.92	3.48	18.96
				3105	Mineral or chemical fertilizers, nes; other fertil	5.22	3.29	-37.07
				3102	Mineral or chemical fertilizers, nitrogenous	4.84	3.19	-34.06
				1511	Palm oil and its fractions wheather or not refined	1.64	2.97	81.08
				3808	Insecticides, rodenticides... And similar products	2.29	2.83	23.71
		8701	Tractors (excl. Tractors of 87.09)	6.02	2.79	-53.62		
		8429	Self-propelled bulldozers, angledozers, graders, l	2.08	2.79	34.43		
		1208	Flours and meals of oil seeds or oleaginous fruits	0.00	2.47	-		
		3907	Polyethers and epoxide resins; polyesters, in prim	2.45	2.36	-3.84		
		8704	Motor vehicles for the transport of goods	2.87	1.87	-34.73		
		2711	Petroleum gases and other gaseous hydrocarbons	4.85	1.82	-62.50		
		0713	Dried leguminous vegetables, shelled	2.02	1.78	-12.28		
		8451	Machinery, nes, for washing, cleaning, wringing, d	0.00	0.96	-		

Partner state	Country of destination	Hs Level	Description of Goods	2013	2014	% change		
Kenya	Tanzania	2 digits						
		84	Nuclear reactors, boilers, machinery and mechanica	8.26	25.27	205.99		
		27	Mineral fuels, mineral oils and products of their	10.85	22.84	110.52		
		30	Pharmaceutical products.	9.52	15.96	67.64		
		38	Miscellaneous chemical products.	4.90	5.78	17.96		
		90	Optical, photographic, cinematographic, measuring,	2.04	4.21	106.38		
		87	Vehicles other than railway or tramway rolling-sto	6.03	3.53	-41.42		
		85	Electrical machinery and equipment and parts there	2.45	2.86	16.44		
		73	Articles of iron or steel.	1.74	1.55	-10.99		
		39	Plastics and articles thereof.	1.46	1.33	-8.73		
		94	Furniture; bedding, mattresses, mattress supports,	0.32	1.29	300.60		
		31	Fertilisers.	1.00	1.27	26.68		
		40	Rubber and articles thereof.	1.34	1.09	-18.48		
		33	Essential oils and resinoids; perfumery, cosmetic	1.19	0.97	-18.71		
		29	Organic chemicals.	0.89	0.91	2.81		
		55	Man-made staple fibres.		0.90	-		
		07	Edible vegetables and certain roots and tubers.	0.82	0.80	-2.91		
		28	Inorganic chemicals; organic or inorganic compound	1.10	0.79	-27.61		
		32	Tanning or dyeing extracts; tannins and their deri	0.38	0.66	74.08		
		76	Aluminium and articles thereof.	0.17	0.48	192.94		
		89	Ships, boats and floating structures.	3.73	0.43	-88.35		
				4 digits				
				2710	Petroleum oils and oils obtained from bituminous m	10.69	22.78	112.95
				3004	Medicaments of mixed or unmixed products, for reta	9.48	15.92	67.88
				8431	Parts suitable for use with the machinery of 84.25	0.16	13.68	8591.89
				3808	Insecticides, rodenticides... And similar products	4.25	5.06	19.09
				9018	Instruments and appliances used in medical, surgic	1.63	3.40	108.87
				8429	Self-propelled bulldozers, angledozers, graders, l	1.82	3.36	84.72
				8419	Non-domestic heating/cooling equipment, nes; non-e	0.09	1.81	1885.23
				8704	Motor vehicles for the transport of goods	0.48	1.72	255.34
				8413	Pumps for liquids; liquid elevators	0.59	1.39	135.85
				8418	Refrigerators, freezers, etc; heat pumps (excl. Ai	0.78	1.15	46.77
				3102	Mineral or chemical fertilizers, nitrogenous	0.52	1.00	91.62
				5501	Synthetic filament tow	0.00	0.90	-
		4002	Synthetic rubber derived from oils, in primary for	0.27	0.86	216.46		
		0713	Dried leguminous vegetables, shelled	0.82	0.80	-2.91		
		7326	Other articles of iron or steel	0.09	0.70	713.81		
		3306	Preparations for oral or dental hygiene (incl. Den	0.77	0.68	-12.43		
		9406	Prefabricated buildings	0.17	0.67	301.83		
		8702	Public-transport type passenger motor vehicles	0.32	0.63	97.87		
		8528	Television receivers (incl. Video monitors and vid	0.05	0.60	1072.24		
		8443	Printing machinery; machines for uses ancillary to	1.06	0.60	-43.75		

Partner state	Country of destination	Hs Level	Description of Goods	2013	2014	% change		
Kenya	Rwanda	2 digits						
		27	Mineral fuels, mineral oils and products of their	2.49	16.65	569.29		
		30	Pharmaceutical products.	5.03	6.57	30.65		
		31	Fertilisers.	1.82	4.58	152.43		
		84	Nuclear reactors, boilers, machinery and mechanica	1.37	0.79	-42.34		
		22	Beverages, spirits and vinegar.	0.25	0.73	194.27		
		85	Electrical machinery and equipment and parts there	1.31	0.54	-58.47		
		48	Paper and paperboard; articles of paper pulp, of p	0.33	0.44	32.42		
		90	Optical, photographic, cinematographic, measuring,	1.75	0.41	-76.80		
		94	Furniture; bedding, mattresses, mattress supports,	0.24	0.40	65.37		
		19	Preparations of cereals, flour, starch or milk; pa	0.07	0.30	326.82		
		87	Vehicles other than railway or tramway rolling-sto	1.64	0.27	-83.68		
		39	Plastics and articles thereof.	0.31	0.24	-24.53		
		73	Articles of iron or steel.	0.77	0.23	-69.76		
		49	Printed books, newspapers, pictures and other prod	0.02	0.22	1017.83		
		70	Glass and glassware.	0.38	0.20	-46.42		
		32	Tanning or dyeing extracts; tannins and their deri	0.36	0.18	-50.48		
		40	Rubber and articles thereof.	0.30	0.18	-40.74		
		28	Inorganic chemicals; organic or inorganic compound	0.29	0.15	-46.94		
		15	Animal or vegetable fats and oils and their cleava	0.03	0.15	400.12		
		34	Soap, organic surface-active agents, washing prepa	0.19	0.15	-21.23		
				4 digits				
				2710	Petroleum oils and oils obtained from bituminous m	2.10	16.44	682.03
				3004	Medicaments of mixed or unmixed products, for reta	4.85	6.51	34.13
				3105	Mineral or chemical fertilizers, nes; other fertil	1.82	3.35	84.72
				3102	Mineral or chemical fertilizers, nitrogenous	0.00	1.23	-
				2204	Wine of fresh grapes, (incl. Fortified wines); oth	0.05	0.58	973.19
				9018	Instruments and appliances used in medical, surgic	1.65	0.39	-76.59
				1901	Malt extract; food preparations of flour, etc, ne	0.06	0.29	366.81
				8704	Motor vehicles for the transport of goods	1.09	0.22	-79.48
				4901	Printed books, brochures, leaflets and similar pri	0.02	0.22	1194.77
				2711	Petroleum gases and other gaseous hydrocarbons	0.38	0.20	-47.02
				7005	Float glass and surface ground or polished glass,	0.28	0.19	-33.35
				4811	Paper, paperboard, etc, coated..., in rolls or she	0.20	0.18	-6.72
				8421	Centrifuges; filtering/purifying machinery... For	0.05	0.17	234.53
				8502	Electric generating sets and rotary converters	0.07	0.17	142.77
				9405	Lamps and lighting fittings, nes; illuminated sign	0.05	0.17	205.93
				4802	Uncoated paper..., for writing... In rolls or shee	0.01	0.15	2306.54
				2208	Undenatured ethyl alcohol of an alcoholic strength	0.19	0.14	-28.92
				8504	Electrical transformers, static converters and ind	0.08	0.13	63.17
				4011	New pneumatic tyres, of rubber	0.18	0.11	-39.79
				1511	Palm oil and its fractions wheather or not refined	0.00	0.11	-

Partner state	Country of destination	Hs Level	Description of Goods	2013	2014	% change		
Kenya	Burundi	2 digits						
		27	Mineral fuels, mineral oils and products of their	1.50	8.93	496.72		
		31	Fertilisers.	0.87	5.55	540.52		
		21	Miscellaneous edible preparations.	0.00	0.54	-		
		84	Nuclear reactors, boilers, machinery and mechanica	0.16	0.30	90.52		
		85	Electrical machinery and equipment and parts there	0.32	0.23	-29.10		
		30	Pharmaceutical products.	0.27	0.22	-17.14		
		87	Vehicles other than railway or tramway rolling-sto	0.16	0.19	17.36		
		12	Oil seeds and oleaginous fruits; miscellaneous gra	0.00	0.15	-		
		19	Preparations of cereals, flour, starch or milk; pa	0.70	0.13	-80.73		
		07	Edible vegetables and certain roots and tubers.	0.99	0.13	-87.38		
		94	Furniture; bedding, mattresses, mattress supports,	0.00	0.12	4285.26		
		15	Animal or vegetable fats and oils and their cleava	0.26	0.11	-60.01		
		38	Miscellaneous chemical products.	0.01	0.10	540.73		
		17	Sugars and sugar confectionery.	0.00	0.09	4345.61		
		39	Plastics and articles thereof.	0.05	0.08	48.30		
		90	Optical, photographic, cinematographic, measuring,	0.04	0.08	105.22		
		72	Iron and steel.	0.05	0.07	44.09		
		22	Beverages, spirits and vinegar.	0.20	0.06	-69.42		
		28	Inorganic chemicals; organic or inorganic compound	0.03	0.06	116.74		
		34	Soap, organic surface-active agents, washing prepa	0.01	0.03	141.93		
				4 digits				
				2710	Petroleum oils and oils obtained from bituminous m	1.39	8.92	540.23
				3105	Mineral or chemical fertilizers, nes; other fertil	0.85	4.98	485.52
				2106	Food preparations not elsewhere specified or inclu	0.00	0.54	-
				3102	Mineral or chemical fertilizers, nitrogenous	0.02	0.42	2424.07
				3004	Medicaments of mixed or unmixed products, for reta	0.25	0.22	-9.81
				8701	Tractors (excl. Tractors of 87.09)	0.16	0.17	4.66
				3103	Mineral or chemical fertilizers, phosphatic	0.00	0.16	-
				8514	Industrial or laboratory electric furnaces and ove	0.00	0.15	-
				1208	Flours and meals of oil seeds or oleaginous fruits	0.00	0.15	-
				1901	Malt extract; food preparations of flour, etc, ne	0.70	0.13	-80.67
				0713	Dried leguminous vegetables, shelled	0.99	0.13	-87.36
				9405	Lamps and lighting fittings, nes; illuminated sign	0.00	0.12	3994.68
				8429	Self-propelled bulldozers, angledozers, graders, l	0.00	0.11	-
				1511	Palm oil and its fractions wheather or not refined	0.26	0.11	-60.01
				1701	Cane or beet sugar and chemically pure sucrose, in	0.00	0.09	-
				8413	Pumps for liquids; liquid elevators	0.09	0.06	-34.96
				3808	Insecticides, rodenticides... And similar products	0.00	0.05	-
				2204	Wine of fresh grapes, (incl. Fortified wines); oth	0.09	0.04	-54.42
				7210	Rolled iron or non-alloy steel, >=600mm wide, clad	0.00	0.04	-
				3905	Polymers of vinyl esters; other vinyl polymers, in	0.00	0.03	-

Table 9a: Imports of Sensitive Products from EAC countries, 2012-2014, (US\$ million)

HS	Subheading	Description of Goods	Uganda				Tanzania				Kenya					
			2012	2013	2014	% change	2012	2013	2014	% change	2012	2013	2014	% change		
0401		Milk And Cream, Not Concentrated Or Sweetened	1.30	1.79	2.01	12.19	8.27	6.31	9.52	50.80	4.95	5.87	6.68	13.89	0.67	0.
0402		Milk And Cream, Concentrated Or Sweetened	0.47	0.87	0.84	-4.28	0.27	0.04	0.62	1380.46	10.68	14.17	18.29	29.09	0.03	0.
1001		Wheat And Meslin	1.84	1.46	1.24	-14.58	0.14	-	0.00	0.00	-	-	-	0.00	0.58	3.
1005		Maize(Corn)	0.65	0.55	0.49	-11.50	21.04	12.20	1.81	-85.19	60.00	6.02	92.22	1433.12	9.13	8.
1006		Rice	8.08	3.29	8.80	167.28	-	-	0.00	0.00	0.53	0.81	5.95	0.00	2.03	2.
1101		Wheat Flour	0.14	0.39	0.84	113.87	0.01	0.00	0.00	-64.31	0.02	0.07	3.56	5204.68	0.00	0.
1102		Cereal Flours, (Excl. Wheat Or Meslin)	0.09	0.09	0.97	1042.10	0.46	0.77	0.03	-95.60	0.12	-	0.33	-	0.68	0.
1701		Cane Or Beet Sugar And Chemically Pure Sucrose, In Solid Form	0.72	30.35	0.15	-57.11	0.66	0.05	0.02	-66.16	24.87	3.78	24.87	557.69	16.64	0.
2203		Beer Made From Malt	18.33	12.39	14.91	20.34	0.17	0.02	0.18	867.06	2.99	-	0.62	-	1.08	0.
2402		Cigars, Cigarillos, Cigarettes, Etc, Of Tobacco Or Tobacco Substitutes	10.48	8.79	9.59	9.11	0.66	0.63	0.69	10.78	0.02	0.04	0.05	8.71	4.08	4.
		Other Manufactured Tobacco And Substitutes: Homogenized														

Table 9b: Imports of Sensitive Products from Non-EAC countries, 2012 to 2014 (US\$ million)

HS Sub-heading	Description of Goods	Uganda			Tanzania			Kenya			Rwanda			Burundi			
		2012	2013	% change	2012	2013	% change	2012	2013	% change	2012	2013	% change	2012	2013	% change	
0401	Milk And Cream, Not Concentrated Or Sweetened	0.09	0.07	0.11	64.68	2.47	2.40	8.40	0.04	10846.97	0.01	0.01	0.00	0.14	0.04	0.00	-88.93
0402	Milk And Cream, Concentrated Or Sweetened	2.22	1.19	-1.17	-3.01	1.77	1.78	3.99	1.24	-62.98	0.53	0.71	0.61	1.07	0.62	1.34	116.72
0403										-42.84						0.00	
1001	Wheat And Meslin	208.10	156.34	-164.86	5.45	-414.66	311.69	320.85	2.94	351.12	327.05	384.78	17.65	49.17	48.00	45.94	-4.29
1005	Maise(Corn)	0.03	0.12	0.43	269.31	17.10	26.17	18.17	-30.56	16.16	7.92	13.65	72.36	1.98	3.16	2.39	-24.57
1006	Rice	51.01	52.12	62.87	20.63	11.45	33.71	2.99	-91.14	170.88	163.04	168.12	3.11	18.85	25.37	19.45	-23.35
1101	Wheat Or Meslin Flour	1.49	1.61	1.14	-29.35	0.09	0.37	28.78	7784.66	24.96	22.72	15.86	-30.19	0.26	0.72	2.22	207.23
1102	Cereal Flours, (Excl. Wheat Or Meslin)	0.04	0.02	-0.08	235.33	2.63	0.23	0.08	-64.80	0.12	0.00	0.03	1549.10	1.02	0.48	0.01	-98.05
1701	Cane Or Beet Sugar And Chemically Pure Sucrose, In Solid Form	144.39	127.50	-87.64	-31.26	168.35	132.66	97.02	-26.86	157.77	172.26	93.46	-45.75	34.10	41.36	36.04	-12.85
2203	Beer Made From Malt	2.47	3.58	3.23	-9.85	4.89	4.22	5.35	26.72	3.05	2.37	2.29	2.95	2.88	2.03	1.77	2.72
2402	Cigars, Cigarettes, Cigarettes, Etc. Of Tobacco Or Tobacco Substitutes	0.60	0.53	-0.54	2.07	9.62	25.47	25.50	0.13	2.43	1.74	2.01	15.51	0.00	0.03	0.01	-66.86
2403	Other Manufactured Tobacco And Substitutes	0.09	0.06	-0.13	132.25	0.02	0.01	0.10	766.76	1.92	0.24	0.24					0.00
2523	Portland Cement, Aluminous Cement, Persulphate Cement, Etc	48.45	45.84	-45.08	-1.67	77.25	91.09	113.05	24.11	102.01		81.39		0.36	0.39	0.80	101.92
3303	Perfumes And Toilet Water	1.63	2.10	1.97	-6.16	1.93	2.15	1.82	-15.03	6.61	6.28	6.28		0.07	0.06	0.08	33.70
3307	Shaving Preparations, Personal Deodorants, Etc, Nes; Room Deodorizers	1.73	1.48	-1.80	21.30	1.64	2.09	2.35	12.30	5.21	6.94	6.94		0.47	0.68	0.85	25.70
3605	Matches (Excl Pyrotechnic Articles Of 36.04)	2.86	2.29	-0.93	-59.22	3.38	2.11	1.47	-30.19	0.27	0.94	0.34	-64.29	0.56	0.39	0.45	16.23
4421	Other Articles Of Wood	0.24	0.19	-0.19	-2.09	1.14	0.85	0.96	12.88	3.59	4.40	4.40		1.92	0.25	0.08	-66.58
5208	Woven Fabrics Of Cotton, With >=85% Cotton, But <200G/M2	4.63	5.33	4.69	-11.94	1.29	12.59	4.22	-66.51	16.99	0.01	18.11	321767.56	1.21	0.92	0.98	7.01
5209	Woven Fabric Of Cotton Containing >=85% Weight Of Cotton, Weighting <=200G/M2	0.03	0.11	0.13	16.72	0.22	1.36	1.53	12.87	13.90	0.00	26.46	11828804.31	0.02	0.19	0.39	106.04
5210	Woven Fabric Of Cotton Containing <85% Weight Of Cotton, >200G/M2	0.04	0.03	-0.22	579.52	0.22	0.51	0.26	-48.65	2.11	0.05	5.40	11415.17	0.02	0.00	0.00	-22.78
5211	Woven Cotton Fabrics Of Cotton, Nes	0.06	0.03	-0.10	253.31	0.25	0.75	0.46	-38.56	17.35	0.00	14.68	429092.29	0.07	0.02	0.07	255.19
5212	Other Woven Fabrics Of Cotton, Nes	0.08	0.05	-0.21	312.70	0.25	0.36	0.30	-16.10	1.52	0.00	0.40	38095.97	0.24	0.01	0.05	252.02
5513	Woven Fabrics, <85% Synthetic Staple Fibres, With Cotton, <=170G/M2	5.44	4.43	-5.28	19.16	0.97	1.54	1.52	-1.34	0.00	0.00	0.00	-100.00	0.24	0.42	0.39	-7.00
5514	Woven Fabrics, <85% Synthetic Fibres, Mixed With Cotton, >170G/M2	1.90	1.33	-1.51	12.88	0.97	2.55	1.91	-25.14	1.35	1.58	2.58	3.41	0.04	0.05	0.01	32.16
6211	Track Suits, Ski Suits And Swimsuits, Other Than Garments	0.42	0.47	0.34	-27.35	1.57	2.74	1.61	-41.43	1.53	0.01	10.92	120722.13	0.10	0.05	0.11	113.07
6302	Bed Linen, Table Linen, Toilet Linen And Kitchen Linen	5.44	4.25	-3.46	-18.38	3.69	4.86	5.37	10.62	6.20	0.80	5.10	534.32	0.72	0.73	0.93	26.48
6305	Sacks And Bags, Used For Packing Goods	4.93	4.17	-3.95	-5.30	12.33	5.52	7.50	35.83	10.99	3.76	4.92	30.82	1.29	0.94	1.22	29.05
6309	Worn Clothing And Other Worn Articles	51.25	61.21	69.86	14.13	62.40	61.23	74.60	21.83	98.45	96.41	99.88	3.59	14.92	16.56	20.26	22.40
8309	Stoppers, Caps And Lids, Capsules For Bottles, Of Base Metal	1.00	1.07	0.47	-56.03	1.29	0.99	2.08	109.04	14.30	0.77	13.48	1647.14	1.99	2.81	4.32	53.79
8506	Primary Cells And Primary Batteries	10.59	9.06	-10.35	14.23	17.98	19.70	7.69	-60.97	10.49	11.51	11.54	0.29	5.53	5.25	3.42	-34.82
8704	Motor Vehicles For The Transport Of Goods	140.04	108.25	-132.98	22.85	-241.46	254.70	227.25	-10.78	202.33	19.79	21.31	17.48	-18.00	13.40	8.02	-26.85
	Total	691.277	594.829	-605.717	1.83	-1061.269	1006.384	967171	-3.90	1248.101	812.550	1367.848	-	159.366	176.701	164.912	-6.14

Table 10: Values of Imported Products attracting Excise Duty for 2010 to 2014 (US\$ million)

Partner State	HS chapter	HS Description	2010	2011	2012	2013	2014	% change 2014
Uganda	17	Sugars and Sugar Confectionary	52.84	93.44	117.04	89.2	110.2	23.51
	20	Prep Of Vegetable, Fruit, Nuts Or Other Parts Of Plants	1.86	0.36	0.00	-	-	-
	22	Beverages, Spirits and Vinegar	52.11	61.35	74.15	67.2	70.6	5.17
	24	Tobacco and Manufactured Tobacco substitutes	11.46	13.40	11.18	9.4	10.4	10.88
	25	Salt; Sulphur; Earth & Ston; Plastering Mat; Lime & Cement	65.10	71.03	59.86	37.1	137.8	271.16
	27	Petroleum Oils, Etc, (Excl. Crude); Preparations Threof, Nes	708.31	982.84	1004.85	1,041.7	1,444.4	38.66
	33	Essential Oils & Resinoids; Perfumes, Cosmetic/toilet prep			8.32	16.9	77.8	361.05
	34	Soap, Organic Surface-active agents, Washing prep, etc		4.35	12.1	44.2	265.44	
	39	Plastics and Articles Threof	0.27	0.25	0.29	0.3	267.0	90726.71
	67	Prepared feathers artificial flowers and articles of human hair			1.27	1.3	-	-100.00
		Subtotal	891.94	1,222.68	1280.04	1,275.2	2,162.4	69.57
	Kenya	20	Preparations of vegetables, fruit, nuts or other parts of plants.	4.74	4.42	5.66	4.74	13.24
21		Miscellaneous edible preparations.	13.81	28.64	25.56	37.38	59.53	59.26
22		Beverages, spirits and vinegar.	23.93	41.02	41.37	36.97	48.89	32.25
24		Tobacco and manufactured tobacco substitutes.	1.06	3.55	2.13	0.79	67.24	8391.24
27		Mineral fuels, mineral oils and products of their distillation	2,420.93	2359.38	2923.61	3097.28	3447.64	11.31
29		Organic chemicals.	-	0.00	0.00	0.00	167.64	-
33		Essential oils and resinoids; perfumery, cosmetic or toilet preparations.	14.59	23.39	23.67	25.39	120.55	374.80
39		Plastics and articles thereof.	2.61	5.80	0.00	0.00	0.00	-
48		Paper and paperboard; articles of paper pulp, of paper or of paperboard.	-	0.00	0.00	0.00	320.04	-
54		Man-made filaments.	-	0.00	0.00	0.00	23.25	-
61		Articles of apparel and clothing accessories, knitted or crocheted.	-	0.00	0.00	0.00	11.74	-
63		Other made up textile articles; sets; worn clothing and worn textile articles; rags.	-	0.00	0.00	0.00	0.00	-
68	Articles of stone, plaster, cement, asbestos, mica or similar materials.	-	0.00	0.00	0.00	30.72	-	
70	Glass and glassware.	-	0.00	0.00	0.00	63.16	-	
71	Natural or cultured pearls, precious or semi-precious stones, precious metals,	-	0.00	0.00	0.00	0.00	-	
87	Vehicles other than railway or tramway rolling-stock, and parts and accessories thereof.	351.08	306.71	398.37	500.21	1459.30	191.74	
95	Toys, games and sports requisites; parts and accessories thereof.	-	0.00	0.00	0.00	14.12	-	
	Subtotal	2,832.75	2772.91	3420.37	3702.76	5847.07	57.91	
Tanzania	22	Beverages, Spirits And Vinegar	34.15	41.85	47.82	42.50	62.71	47.55
	24	Tobacco And Manufactured Tobacco Substitutes	1.17	1.55	2.12	26.10	32.19	23.31
	27	Mineral Fuels, Oils & Product Of Their Distillation; Etc	2,127.74	3,486.18	3,584.18	4,792.34	3,580.63	-25.28
	39	Plastics And Articles Thereof	0.00	0.00	0.00	0.02	600.53	3532429.41
	87	Vehicles O/T Railw/Tramw Roll-Stock, Pts & Accessories	130.04	146.71	224.81	164.97	1,174.89	612.21
		Subtotal	2,293.09	3,676.30	3,858.93	5,025.93	5,450.95	8.46
Rwanda	04	Milk And Cream, Concentrated Or Sweetened (Powdered Milk)	0.62	0.84	5.47	2.55	2.69	5.43
	20	Fruit Juices (Incl. Grape Must) And Vegetable Juices, Unfermented	1.47	1.96	7.97	6.29	2.05	-67.50
	22	Beverages, Spirits and Vinegar	3.05	5.57	11.46	13.79	17.12	24.19
	24	Tobacco and Manufactured Tobacco substitutes	0.03	4.12	4.49	5.65	5.94	5.09
	27	Petroleum Oils, Etc, (Excl. Crude); Preparations Threof, Nes	71.65	112.42	117.46	107.72	74.84	-30.52
	87	Motor Cars And Other Motor Vehicles For The Transport Of Persons	20.57	13.02	116.64	94.84	92.76	-2.19
	Subtotal	97.39	137.93	263.50	230.84	195.39	-15.36	
Burundi	17	Sugars and Sugar Confectionary	13.01	0.19	0.12	0.16	9.50	5776.42
	22	Beverages, Spirits and Vinegar	3.25	4.83	7.42	3.78	4.38	15.97
	24	Tobacco and Manufactured Tobacco substitutes	2.04	2.35	3.26	0.81	1.74	114.52
	27	Petroleum Oils, Etc, (Excl. Crude); Preparations Threof, Nes	101.14	137.79	144.10	148.86	337.62	126.81
	87	Motor Cars And Other Motor Vehicles For The Transport Of Persons	55.14	40.10	29.63	5.51	80.60	1361.83
		Subtotal	174.58	185.26	184.53	159.12	433.83	172.65

Table 11: Customs Revenue collected by EAC Partner states, 2012-2014, Values (US\$ million)

Partner state	Tax head	2012		2013		2014		2012 Performance rate	2013 Performance rate	2014 % change
		Target	Actual	Target	Actual	Target	Actual			
Uganda	Import	220.65	221.02	245.12	269.92	306.39	301.03	100.16	110.12	98.25
	Excise Duty	439.41	391.98	435.77	401.02	477.47	477.47	89.21	92.03	98.95
	VAT Imports	530.63	475.14	541.34	521.95	614.36	614.36	89.54	96.42	103.92
	Other	98.84	100.53	123.72	92.96	131.63	113.05	101.70	75.14	85.89
	Total Trade taxes	1289.53	1188.67	1345.95	1285.85	1511.75	1505.91	92.18	95.53	99.61
	Total Revenue	2853.38	2808.24	3159.78	3022.48	3634.12	3512.21	98.42	95.65	96.65
%age of Trade taxes to Total Revenue		42.33		0.43		0.43				
Kenya	Import Duty	726.05	652.85	738.92	676.93	920.47	777.59	89.92	91.61	84.48
	Excise Duty	523.61	505.59	527.64	506.78	621.34	603.77	96.56	96.05	97.17
	VAT Imports	1277.16	1110.74	1237.14	1166.73	1699.47	1484.67	86.97	94.31	87.36
	Other	720.61	720.96	847.22	812.53	931.79	1019.40	100.05	95.91	109.40
	Total Trade taxes	3247.43	2990.15	3350.93	3162.98	4173.07	3885.43	92.08	94.39	93.11
	Total Revenue	9434.92	8851.19	10017.59	9597.50	12371.08	11514.71	93.81	95.81	93.08
%age of Trade taxes to Total Revenue		33.78		32.96		33.74				
Tanzania	Import Duty	367.96	367.33	443.99	407.45	530.53	502.28	99.83	91.77	94.67
	Excise Duty	442.43	398.67	518.83	476.47	577.39	486.66	90.11	91.84	84.29
	VAT	803.75	751.73	878.94	796.50	945.86	857.71	93.53	90.62	90.68
	Other	283.38	282.75	439.92	428.39	518.94	468.66	99.78	97.38	90.31
	Total Trade taxes	1897.52	1800.48	2281.68	2108.81	2572.72	2315.31	94.89	92.42	89.99
	Total Revenue	4691.73	4787.74	5999.93	5517.62	6903.11	6384.52	102.05	91.96	92.49
%age of Trade taxes to Total Revenue		37.61		38.22		0.36				
Rwanda	Import	52.18	74.68	82.00	71.85	85.99	80.73	143.13	87.62	93.88
	Excise Duty	74.54	69.01	79.03	74.01	83.99	82.73	92.58	93.65	98.50
	VAT Imports	103.57	121.63	147.77	124.78	160.66	138.80	117.44	84.45	86.39
	Other	24.48	51.60	28.17	40.15	19.81	40.44	210.78	142.55	204.15
	Total Trade taxes	254.76	316.92	336.96	310.80	350.44	342.70	124.40	92.24	97.79
	Total Revenue	846.02	1007.09	1092.57	1109.31	1232.07	1194.24	119.04	101.53	96.93
%age of Trade taxes to Total Revenue		0.31		0.10		0.08				
Burundi	Import Duty	34.26	39.51	24.19	20.78	30.49	28.68	115.32	85.90	94.08
	VAT	127.13	159.72	6.23	7.25	11.21	12.78	125.64	116.39	113.96
	Excise Duty	67.74	59.69	74.60	83.82	95.30	95.68	88.11	112.36	100.40
	Other	3.83	5.22	8.68	12.96	4.38	10.33	136.21	149.24	235.86
	Total customs revenue	165.22	204.45	113.70	124.80	141.38	147.46	123.74	109.76	104.30
	Total Tax Revenue	375.93	365.08	352.49	359.88	419.79	423.92	97.11	102.10	100.99
%age of Trade taxes to Total Revenue		43.95		34.68		34.79				

Table 12: Total Exemptions and Remissions granted by EAC partner states for 2014 compared to 2013, USD Millions								
Partner states	Heading	2010	2011	2012	2013	2014	Annual %a	Annual %a
Uganda	Value of Exemptions	535.51	374.48	323.20	591.63	295.59	83.05	-50.04
	Revenue Foregone	121.31	70.27	88.94	130.77	53.18	47.03	-59.33
	Total Trade taxes	1056.59	1122.51	1188.67	1285.85	1505.91	8.18	17.11
	%age Foregone	10.30	5.89	6.96	9.23	3.41		
Tanzania	Value of Exemptions	1880.50	2032.82	2682.98	3940.80	3664.17	46.88	-7.02
	Revenue Foregone	339.13	483.20	670.97	1131.90	730.88	68.70	-35.43
	Total Trade taxes	1518.40	1600.16	1800.48	2108.81	2315.31	17.13	9.79
	%age Foregone	18.26	23.19	27.15	34.93	23.99		
Kenya	Value of Exemptions	2932.53	3620.81	4421.65	3621.04	3032.79	-18.11	-16.25
	Revenue Foregone	601.71	787.03	934.04	838.50	621.03	-10.23	-25.94
	Total Trade taxes	2625.31	2640.35	2990.15	3162.98	3885.43	5.78	22.84
	%age Foregone	18.65	22.96	23.80	20.95	13.78		
Rwanda	Value of Exemptions	478.97	501.80	780.39	671.06	684.34	-14.01	1.98
	Revenue Foregone	127.94	134.93	193.92	169.06	189.42	-12.82	12.04
	Total Trade taxes	239.31	284.47	316.92	310.80	342.70	-1.93	10.26
	%age Foregone	53.46	47.43	61.19	54.49	55.27		
Burundi	Value of Exemptions	143.31	173.80	528.26	369.83	77.76	-29.99	-78.97
	Revenue Foregone	51.32	59.12	120.19	70.83	16.29	-41.07	-77.00
	Total customs revenue	223.95	186.00	149.56	124.80	423.92	-16.55	239.67
	%age Foregone	22.92	31.78	80.36	56.75	3.84		

Table 13: Tariff Bands, 2010 - 2014, US\$ million

Partner State	Tariff band status	2010	2011	2012	2013	2014	Percent share 2011 (%)	Percent share 2012 (%)	Percent share 2013 (%)	Percent share 2014 (%)	Annual %age change 2014 over 2013
Uganda	0%	3,485.5	4,297.0	4,554.1	4,150.9	4,258.6	76.3	75.4	71.4	70.1	2.6
	2%	0.2	-	-	-	-	0.0	-	0.0	-	-
	4%	2.2	1.6	2.4	2.6	2.5	0.0	0.0	0.0	0.0	-2.9
	6%	25.4	23.9	32.7	35.1	38.3	0.4	0.5	0.6	0.6	9.1
	10%	291.1	337.8	373.2	547.8	650.6	6.0	6.2	9.4	10.7	18.8
	25%	716.9	839.9	864.2	861.7	883.7	14.9	14.3	14.8	14.6	2.5
	>25%	142.9	130.7	216.2	219.4	239.9	2.3	3.6	3.8	3.9	9.3
	Total	4,664.3	5,630.9	6,042.8	5,817.5	6,073.5	100.0	100.0	100.0	100.0	4.4
Kenya	0%	7,776.5	9,830.1	10,600.2	10,430.4	11,995.2	67.1	65.3	63.6	65.2	15.0
	10%	1,450.0	1,642.7	2,028.9	2,197.5	2,352.9	11.2	12.5	13.4	12.8	7.1
	25%	2,118.0	2,375.7	2,702.9	2,938.5	3,137.5	16.2	16.7	17.9	17.0	6.8
	>25%	610.5	797.8	894.8	844.6	920.6	5.4	5.5	5.1	5.0	9.0
	Total	11,954.9	14,646.3	16,226.8	16,411.0	18,406.2	100.0	100.0	100.0	100.0	12.2
Tanzania	0%	4,486.1	7,289.1	6,937.6	7,303.3	7,539.0	65.2	59.2	58.3	59.0	3.2
	10%	2,298.4	1,860.5	2,292.7	2,257.1	2,309.8	16.6	19.6	18.0	18.1	2.3
	25%	1,107.3	1,787.8	2,228.2	2,697.1	2,663.1	16.0	19.0	21.5	20.9	-1.3
	>25%	164.3	242.7	257.3	267.5	255.3	2.2	2.2	2.1	2.0	-4.6
	Total	8,056.1	11,180.1	11,715.7	12,525.0	12,767.3	100.0	100.0	100.0	100.0	1.9
Rwanda	0%	525.7	950.5	980.1	1,073.3	1,267.4	69.9	59.6	64.8	74.4	18.1
	5%	-	72.3	311.2	176.3	73.6	5.3	18.9	10.6	4.3	-58.3
	10%	159.4	114.1	174.2	184.3	118.5	8.4	10.6	11.1	7.0	-35.7
	15%	-	-	-	-	-	-	-	-	-	-
	25%	409.0	204.4	147.2	169.7	203.2	15.0	8.9	10.2	11.9	19.7
	>25%	65.8	18.4	33.1	53.4	41.7	1.4	2.0	3.2	2.4	-21.9
	Total	1,160.0	1,359.7	1,645.9	1,657.0	1,704.4	100.0	100.0	100.0	100.0	2.9
Burundi	0%	355.3	491.0	531.1	649.8	597.8	53.3	55.9	64.6	76.5	-8.0
	5%	0.1	9.9	4.3	-	-	1.1	0.4	0.0	-	-
	10%	55.1	268.3	223.1	199.6	57.5	29.1	23.5	19.9	7.3	-71.2
	15%	0.0	0.1	0.3	-	-	0.0	0.0	0.0	-	-
	25%	112.4	134.4	139.2	132.8	116.2	14.6	14.6	13.2	14.9	-12.5
	>25%	16.9	17.6	52.7	23.3	10.5	1.9	5.5	2.3	1.3	-55.1
	Total	539.9	921.2	950.6	1,005.4	781.9	100.0	100.0	100.0	100.0	-22.2

Source: Partner States' Revenue Authorities

*East African Community
Secretariat
P.O.Box 1096,
Arusha, Tanzania
Telephone: +255 27 2162100
Fax: +255 27 2162190
E-mail: eac@eachq.org
Website: www.eac.int*

