



EAST AFRICAN COMMUNITY



TRADE REPORT 2013





EAST AFRICAN COMMUNITY

TRADE REPORT 2013

**EAST AFRICAN COMMUNITY
TRADE REPORT 2013**

EAC Secretariat
Arusha, Tanzania,
December, 2014

Contents

LIST OF TABLES	8
LIST OF FIGURES	9
ACRONYMS	10
FOREWORD	12
EXECUTIVE SUMMARY	14
CHAPTER 1	16
THE EAST AFRICAN COMMUNITY INTEGRATION PROCESS	
1.1 Background	16
1.2 Overview of the EAC Integration	17
1.2.1 Customs	17
1.2.2 Establishment of a Single Customs Territory	17
1.2.3 Trade	18
1.3 COMESA, EAC, SADC Tripartite Arrangement	19
1.4 Purpose of the Report	21
1.5 Structure of the Report	21
CHAPTER 2	22
OVERVIEW OF MACROECONOMIC AND TRADE DEVELOPMENTS	
2.1 Global Macroeconomic Environment	22
2.2 EAC Macro Economic Environment	24
2.2.1 Economic Growth	24
2.2.2 Inflation	25
2.2.3 Exchange Rate	26
2.2.4 Balance of Payments	27
2.2.5 National Savings	28
2.2.6 External Debt	29
2.3 World Trade Developments	30
CHAPTER 3	32
EAC TRADE PERFORMANCE	
3.1 Total Intra-EAC Trade	32
3.1.1 Imports	33
3.1.2 Exports	34
3.2 EAC Trade with the Rest of the World	34

CHAPTER 4 **36**

TRADE DEVELOPMENTS IN THE EAC PARTNER STATES

4.1	Burundi International Trade	36
4.1.1	Imports	37
4.1.2	Domestic Exports	38
4.1.3	Re-Exports	39
4.1.4	Intra-EAC Trade	40
4.2	Kenya's International Trade	42
4.2.1	Imports	43
4.2.2	Domestic Exports	44
4.2.3	Re-exports	45
4.2.4	Intra EAC Trade	46
4.3	Rwanda's International Trade	48
4.3.1	Imports	48
4.3.2	Domestic Exports	49
4.3.3	Re-exports	50
4.3.4	Intra EAC Trade	50
4.4	Tanzania's International Trade	52
4.4.1	Imports	53
4.4.2	Domestic Exports	54
4.4.3	Re-exports	54
4.4.4	Tanzania's Intra-EAC Trade	55
4.5	Uganda's International Trade	57
4.5.1	Imports	58
4.5.2	Domestic Exports	59
4.5.3	Re-Exports	59
4.5.4	Intra EAC Trade	60

CHAPTER 5 **64**

SPECIAL CATEGORY CONSIDERATIONS WITHIN EAC CUSTOMS UNION

5.1	Exemptions and Remissions	64
5.2	Sensitive Goods	66
5.3	Excisable Products	67
5.4	Tariff Bands	68

CHAPTER 6 **70**

CUSTOMS REVENUE PERFORMANCE IN EAC

6.1	General Performance of Customs Revenue	70
6.2	Burundi	71
6.3	Kenya	71
6.4	Rwanda	72
6.5	Tanzania	72
6.6	Uganda	72

CHAPTER 7 **74**

INVESTMENT FLOWS IN THE COMMUNITY

7.1	Policy Framework	74
7.2	Investment Climate	75
7.3	EAC Foreign Direct Investment flows	75
7.3.1	Overall Investment Flows	76
7.3.2	Intra-EAC Investment Flows	77
7.4	Employment Creation	79
7.5	Sectoral Distribution of Foreign Direct Investment	79
7.5.1	Burundi	79
7.5.2	Kenya	80
7.5.3	Rwanda	81
7.5.4	Tanzania	82
7.5.5	Uganda	82
7.6	Individual Countries' Sources of Investment	83
7.6.1	Burundi	83
7.6.2	Kenya	83
7.6.3	Rwanda	84
7.6.4	Tanzania	84
7.6.5	Uganda	85
7.7	Challenges to Investment Promotion	85

CHAPTER 8 **86**

CONCLUSIONS

APPENDICES **88**

List of Tables

Table 2.1:	GDP Growth Rates, 2009-2013 (Annual Percent Change)	23
Table 2.2:	World Merchandise Trade by Region, 2011-2013	30
Table 3.1:	Total Intra-EAC Trade, 2009-2013 (US\$ million)	33
Table 3.2:	Trade flow for EAC, 2009-2013 (US\$ million)	35
Table 4.1:	Burundi's Trade with EAC Partner States, 2009-2013 (US\$ million)	40
Table 4.2:	Intra-EAC Exports, 2009 - 2013 (US\$ million)	41
Table 4.3:	Kenya's Trade with EAC Partner States, 2009-2013, (US\$ Million)	46
Table 4.4:	Intra-EAC Exports, 2009-2013 (US\$ million)	47
Table 4.5:	Rwanda's Trade with EAC Partner States, 2009-2013, (US\$ million)	51
Table 4.6:	Intra-EAC Exports, 2009-2013 (US\$ million)	52
Table 4.7:	Tanzania's Trade with EAC Partner States, 2009-2013, (US\$ million)	56
Table 4.8:	Tanzania's Intra-EAC Exports, 2009-2013 (US\$ million)	57
Table 4.9:	Uganda's Trade with EAC Partner States, 2009-2013 (US\$ million)	61
Table 4.10:	Intra-EAC Exports, 2009-2013 (US\$ million)	62
Table 5.1:	Total Exemptions & Remissions granted by EAC Partner States, 2009-2013 (US\$ million)	65
Table 5.2:	Tariff Bands Status in EAC Partner States, 2009-2013 (US\$ million)	68
Table 6.1:	Customs Revenue Collected by EAC Partner States, 2011-2013 (US\$ m)	71
Table 7.1:	EAC Global Competitiveness Ranking 2013/14 -2014/15	75
Table 7.2:	FDI inflows into EAC region 2010-2013 (US\$ million)	75
Table 7.3:	Intra- EAC Foreign Direct Investment Flows, 2011 - 2013 (US\$ million)	77
Table 7.4:	Number of Jobs expected through Foreign Investments, 2009-2013	79
Table 7.5:	Burundi's Sectoral Distribution of Foreign Investment 2012- 2013	79
Table 7.6:	Kenya's Sectoral Distribution of Foreign Investment, 2012- 2013	80
Table 7.7:	Rwanda's Sectoral Distribution of Foreign Investment 2012 – 2013	81
Table 7.8:	Tanzania's Sectoral Distribution of Foreign Investment, 2012 – 2013	82
Table 7.9:	Uganda's Sectoral Distribution of Foreign Investment 2012-2013	82
Table 7.10:	Burundi's Major Sources of Investment 2012 – 2013	83
Table 7.11:	Kenya's Major Sources of FDI, 2012 – 2013	83
Table 7.12:	Rwanda's Major Sources of Investment 2012 – 2013	84
Table 7.13:	Tanzania's Major Sources of Investment 2012 - 2013	84
Table 7.12:	Uganda's Major Sources of Investment 2012 – 2013	85

List of Figures

Figure 3.1:	Total Intra-EAC Trade, 2009-2013 (US\$ million)	33
Figure 4.1:	Burundi's Total Exports, Imports and Trade Balance, 2009-2013	37
Figure 4.2:	Burundi's Imports by Country/Region of Origin	38
Figure 4.3:	Burundi's Domestic Exports by Destination	39
Figure 4.4:	Burundi's Re-exports as percent of Total Exports 2009-2013	39
Figure 4.5:	Burundi's Trade with EAC Partner States, 2009-2013 (US\$ million)	40
Figure 4.6:	Kenya's Total Exports, Imports and Trade Balance, 2009-2013	42
Figure 4.7:	Kenya's Imports by Country/Region of Origin	43
Figure 4.8:	Kenya's Domestic Exports by Destination	45
Figure 4.9:	Kenya's Re-exports as percent of Total Exports 2009-2013	45
Figure 4.10:	Kenya's Trade with EAC Partner States, 2009-2013	46
Figure 4.11:	Rwanda's Total Exports, Imports and Trade Balance, 2009-2013	48
Figure 4.12:	Rwanda's Imports by Country/Region of Origin	49
Figure 4.13:	Rwanda's Domestic Exports by Destination	49
Figure 4.14:	Share of Rwanda's Re-exports to Total Exports, 2009-2013	50
Figure 4.15:	Rwanda's Trade with EAC Partner States, 2009-2013	51
Figure 4.16:	Tanzania's Exports, Imports and Trade Balance, 2009-2013	53
Figure 4.17:	Tanzania's Imports by Country/Region of Origin	53
Figure 4.18:	Tanzania's Domestic Exports by Destination	54
Figure 4.19:	Share of Tanzania's Re-exports to Total Exports, 2009-2013	55
Figure 4.20:	Tanzania's Trade with EAC Partner States, 2009-2013	55
Figure 4.21:	Uganda's Total Exports, Imports and Trade Balance, 2009 -2013	58
Figure 4.22:	Uganda's Imports by country /Region of origin	58
Figure 4.23:	Uganda's Percent Share of Domestic Exports by Destination	59
Figure 4.24:	Uganda's Re-exports as a percent of Total Exports 2009-2013	60
Figure 4.25:	Uganda's Trade with EAC Partner States, 2009-2013	60

Acronyms

AfDB	African Development Bank
AGOA	African Growth and Opportunities Act
API	Burundi Investment Promotion Agency
BOT	Bank of Tanzania
BOU	Bank of Uganda
CBK	Central Bank of Kenya
CET	Common External Tariff
COMESA	Common Market for Eastern and Southern Africa
CPI	Consumer Price Index
EAC	East African Community
ECOWAS	Economic Community for West African States
EDC	Economic and Development Cooperation
EPA	Economic Partnership Agreement
EU	European Union
FDI	Foreign Direct Investment
FRW	Rwanda Francs
GDP	Gross Domestic Product
GNS	Gross National Savings
IMF	International Monetary Fund
IPAs	Investment Promotion Agencies
KNBS	Kenya National Bureau of Statistics
KRA	Kenya Revenue Authority
NMC	National Monitoring Committees
NTBs	Non-Tariff Barriers

RDB	Rwanda Development Board
RO	Rules of Origin
ROA	Rest of Africa
ROW	Rest of the World
SADC	Southern Africa Development Community
SCT	Single Customs Territory
SCTIFI	Sectoral Council on Trade, Industry, Finance and Investment
TIC	Tanzania Investment Centre
TIFA	Trade and Investment Framework Agreement
TRA	Tanzania Revenue Authority
UBOS	Uganda Bureau of Statistics
UIA	Uganda Investment Authority,
UK	United Kingdom
URA	Uganda Revenue Authority
USA	United States of America
WTO	World Trade Report
ZIPA	Zanzibar Investment Promotion Agency

Foreword

This report presents detailed analysis of trade flows within the Community and between EAC and other regional blocs. It analyses information on investment climate by analysing inward foreign direct investment flows in the EAC Partner States.



In 2013, the process of East African Community integration gained momentum when an agreement was reached on the policy and institutional framework for the Single Customs Territory. As a result, a number of non-value adding processes of transporting goods from Mombasa to Kigali through Kampala will be removed and therefore the number of days taken to move cargo from Mombasa to Kampala and finally to Kigali will be reduced. Further, the year 2013 marked the signing of the Monetary Union protocol which is very important for integration of the financial systems within the region. These developments are expected to ease doing business in the East African Community, making the region one of the major investment destination in the world.

The developments within the Community require regular monitoring and evaluation and the ninth edition of the 2013 EAC Trade report provides key information required to monitor trade developments within the community as we move towards Monetary Union and subsequently a Political Federation.

The 2013 EAC Trade Report presents detailed analysis of trade flows within community and between EAC and other regional blocs. This Report analyses information on investment climate by analysing inward foreign direct investment flows in the EAC Partner States. In addition, the report is a tool which will enable EAC to improve its trade policy within the region and with other regions. It is important to note that current negotiations for Free Trade Area between EAC, and other regional blocs like SADC are guided by the information provided in this and similar trade and investments reports.

The 2013 Trade Report provides trends of the intra- EAC trade and investment. It is clear that intra-EAC trade continued to exhibit positive trend by posting a growth of 6.1 percent in 2013 compared to trade recorded in 2012. Burundi posted the highest intra trade growth rate of 91.5 percent which is an indication of improvement of Burundi's participation in regional trade.

The EAC total trade with the rest of the world maintained an upward trend by posting a growth rate of 8.3 percent in 2013 compared to what was recorded in 2012. On the investment front, the Foreign Direct Investment (FDI) to EAC increased by 6.6 percent to US\$ 3.7 billion in 2013 compared to what was recorded in 2012. This increase was mainly driven by developments in the oil and sectors in Kenya, Tanzania and Uganda.

I recognise and appreciate the efforts of experts from the Revenue Authorities, Bureaus of Statistics, Central Banks and Investment Authorities of the EAC Partner States for their valuable input in compiling this report. The team from the Directorate of Trade, EAC Secretariat led by the Ag. Director of Trade need special mention in coordinating the whole exercise from compilation, analysis to production of this report.

We commend the Development Partners, specifically Trade Mark East Africa who have funded the preparation of EAC trade report 2013. We hope this partnership will continue to grow stronger in future.

Dr. Richard Sezibera
Ambassador
SECRETARY GENERAL
EAC

Executive Summary

The political stability, improving economic environment and expanding market in the Community continue to be the major drivers of investment attraction. The FDI inflows to the Community increased by 6.6% to US\$ 3.7 billion in 2013. On the Intra-EAC investment flows side, the total value increased by 9.8% to US\$ 236.6 million in 2013 from US\$ 215.4 million recorded in 2012.

In the community GDP growth remained strong averaging 5.1 percent where Tanzania recorded the highest economic growth rate of 7.1 percent. Inflation remained within a single digit range with Rwanda registering the lowest rate of 4.2 percent while both Tanzania and Burundi registering highest rates of 7.9 percent.

The world trade remained sluggish after recording a growth rate of 2.1 percent in 2013. Trade between developing countries especially in the Asia region was much stronger than what it was with the developed countries. Africa's exports declined by 3.4 percent during 2013 which can be explained by the 2012 recession in the European Union zone that extended to 2013. The European Union remains the major trading partner of the African countries and therefore any volatility in the EU affects African trade.

The total EAC trade with the rest of the world that declined by 0.8 percent was due to a 6.7 percent decline in Exports. Most export markets like European Union suffered a recession while South Sudan and Democratic Republic of Congo faced political instability. The value of EAC imports increased by 1.8 percent but was lower than the 8.1 percent growth recorded in 2012. The Intra-EAC trade growth slowed to 6.4 percent in 2013 from the 21.9 percent recorded in 2012.

The value of goods imported under the exemption and remission regime decline in all Partner States with exception of Tanzania. Over the years, value of goods imported under the exemption and remission regime has been growing resulting into much revenue foregone (34.9 percent of total trade taxes). Most imported under exemption and remission regime included goods for investment projects, funded projects, charitable organizations and embassies & consulates. The value of sensitive goods imported by EAC Partner States declined by 20.0 percent to US\$ 2,941.8 million in 2013.

The value of sensitive goods imported within EAC Partner States amounted to US\$ 285.7 million which was 9.7 percent of the total value of imported sensitive goods in 2013.



Customs revenue from all EAC Partner States increased by 6.9 percent to US\$ 6,993.2 million in 2013 from US\$ 6,544.8 million recorded. VAT on imports remained the major source of Customs revenue which is explained by the destination principle design of the VAT system in all Partner States. In all EAC Partner States, the share of customs revenue to total tax revenue is declining. This is largely explained by improvements in domestic tax collections as economic integration continues to deepen.

The political stability, improving economic environment and expanding market in the Community continue to be the major drivers of investment attraction. The FDI inflows to the Community increased by 6.6 percent to US\$ 3.7 billion in 2013. Uganda and Tanzania recorded relatively high inflows due to developments in the Oil and Gas sector. On the Intra-EAC investment flows side, the total value increased by 9.8 percent to US\$ 236.6 million in 2013 from US\$ 215.4 million recorded in 2012. Kenya was the main source of intra-EAC investment while Uganda was the major destination. In line with the increase in the value of investment flows, the number of projects increased to 70 projects in 2013 from 53 projects recorded in 2012.

The number of jobs created through licensed FDI projects in the EAC region increased by 24.9 percent to 131,967 jobs in 2013 from 105,618 jobs recorded in 2012. New investment opportunities are emerging in the EAC region especially in the Oil and Gas sector. Whereas FDI inflows to EAC region continued to grow, infrastructural bottlenecks especially in the Transport and Energy sectors and limited skills base have remained major challenges to investment promotion in the community. Further, lack of a harmonised investment regime in the community has perpetuated uncoordinated promotion of investments in the region.

CHAPTER 1

THE EAST AFRICAN COMMUNITY INTEGRATION PROCESS



1.1 Background

The five East African Community Partner States are together implementing an Integration programme premised on the objective of deepening economic, social and political cooperation. Through the undertaking, the EAC Partner States seek to achieve balanced growth and development, which is focused on enhancing the standards of living and alleviating poverty among its peoples.

The EAC integration process is in progress with achievements of the Customs Union (2005), Common Market (2010) and culminating into the signing of the Monetary Union Protocol in November, 2013. The process of laying down the foundation of the political federation is on-going.

The year 2013 marked the ninth year of the implementation of the EAC Customs Union with significant and profound achievements being made. A key aspect of these achievements is the agreement reached on the policy and institutional framework for the Single Customs Territory, which is due to be launched in January, 2014. The Single Customs Territory will facilitate unhindered movement of goods within the EAC thus unleashing the growth and development potentials. Additionally, the enactment of the NTBs Bill, approved by Council and awaiting endorsement by the Sectoral Council on Legal and Judicial Affairs, will balance and strengthen the regional trading environment by eliminating trade distorting practices which add to the cost of doing business.

1.2 Overview of the EAC Integration

1.2.1 Customs

The main focus was to consolidate the Customs Union through attainment of a Single Customs Territory. A number of activities were undertaken and substantial progress was achieved on various customs and trade related programmes. Among these were;

1.2.2 Establishment of a Single Customs Territory

A Framework for the operationalization of the Single Customs Territory (SCT) was finalized. The Framework encompasses three pillars of free circulation of goods, revenue management system and legal and institutional Framework, each with guiding principles and respective pre-conditions for implementation of the SCT. A roadmap highlighting key activities and timelines for implementing the Framework has also been developed.

The SCT will be underpinned by a robust interconnected customs system that necessitates a single IT customs platform. The Framework for the operationalization of the SCT was adopted by the Council at the 15th Summit which directed its commencement by 1st January 2014.

The revised EAC Rules of Origin have been adopted by the Council of Ministers in order to facilitate intra EAC trade.



A pilot Time Release Study (2013) for measuring the time taken to clear and move goods along the Northern Corridor was undertaken whose findings indicate that the time to clear goods from Mombasa to Kampala was 18 days, 2 hours and 27 minutes while goods from Kampala to Mombasa took 21 days, 5 hours and 35 minutes. This was unnecessarily long and very costly to business. Negotiations are underway to fund a similar study for the Central Corridor and the completion of the Northern Corridor.

1.2.3 Trade

1.2.3.1 Non - Tariff Barriers

In the area of elimination of Non-Tariff Barriers (NTBs), the EAC Time Bound Programme (TBP) on elimination of identified NTBs was updated during the 13th Regional Forum on NTBs held from 12th – 14th, December 2013. The TBP shows that:

- i. Twenty four NTBs were unresolved;
- ii. Five NTBs were reported as new; and
- iii. Fifty six NTBS were resolved.

A revised draft EAC NTBs Bill was adopted by the Council and referred to the Sectoral Council on Legal and Judicial Affairs for legal input before enactment by the East African Legislative Assembly.

1.2.3.2 EAC-EU-EPA Negotiations

Substantial progress was made in the negotiations between the EAC and the European Union (EU) on the Economic Partnership Agreement (EPA) in the four EPA Clusters namely: Economic and Development Cooperation; Rules of Origin; Agriculture; and Institutional Arrangements, Dispute Settlement and Final Provisions. The Parties agreed that Trade in Services and Trade Related Issues (Competition, Intellectual Property Rights, Government Procurement, Investment and Private Sector Development, Sustainable Development) would be negotiated at a later stage.

Negotiations on Economic and Development Cooperation were finalized. The outstanding issues

remained in Agriculture (Domestic Support and Export Subsidies), Rules of Origin (cumulation, principle of asymmetry and some product specific rules) and Institutional Arrangements, Dispute Settlement and Final Provisions (interim measures, compensation, and relations with Cotonou Agreement).

1.2.3.3 EAC-US Trade and Investment Partnership Agreement

Progress was made in the discussions of the components of the EAC-US Trade and Investment Partnership Agreements namely: Regional Investment Treaty; Trade Facilitation Agreement; Trade Capacity Building Assistance; Commercial Dialogue; Sanitary and Phyto-Sanitary measures (SPS) and Technical Barriers to Trade (TBT).

In August 2013, both Parties agreed to launch formal negotiations on a Trade Facilitation Agreement. In addition, the parties agreed to include a new component on SPS and TBT in the Trade and Investment Partnership. The EAC submitted a proposed text to the US on an SPS and TBT Agreement. Consultations are ongoing on the Regional Investment Treaty with a view to launching negotiations in 2014.

The first EAC – US public-private sector dialogue was held in August 2013 which discussed an action plan for priority areas namely: trade facilitation and related infrastructure, energy, agribusiness, services, access to finance and markets, development of supply chains and strengthening of women in business leadership. In November 2013, both Parties formally launched the Commercial Dialogue by signing the Letter of Intent for establishment of a Commercial Dialogue. The terms of reference outlining the modalities and agenda for the Commercial Dialogue were agreed upon.

1.2.3.4 Export Promotion Activities

The Council adopted the EAC Export Promotion Strategy for the period 2013-2016 in line with the 4th EAC Development Strategy.

The EAC Partner States participated in the 12th AGOA

Forum held in August 2013 in Addis Ababa, Ethiopia. Among the important agenda items was the future of US-Africa Trade and Economic Cooperation.

On the side of the AGOA Forum, the EAC and the US held a ministerial level meeting to discuss President Obama's Trade Africa Initiative and the EAC-US Trade and Investment Partnership (TIP). The Trade Africa Initiative would support greater US-Africa Trade and Investment, regional integration and trade competitiveness, starting with the EAC. Trade Africa would build on and support the work of the EAC-US TIP. The USAID's flagship East Africa would be transformed into a US Trade and Investment Centre (TIC) based in East Africa, reflecting the growing trends in the two-way trade and investment between the United States and Sub-Saharan Africa under the President's Trade Africa Initiative.

1.3 EAC, COMESA and SADC Tripartite Arrangement

Market Integration Pillar

According to the Tripartite FTA Roadmap adopted by the Tripartite Summit in June, 2011 in Johannesburg, South Africa, negotiations on the Market Integration Pillar would be conducted in two phases-Phase 1 involving: Tariff Liberalization, Rules of Origin, Technical Barriers to Trade, SPS and NTBs, Trade Remedies, Dispute Settlement and Customs Cooperation to be concluded by June, 2014. Phase 2 would commence immediately after conclusion of Phase 1 and would consist of Trade in Services, Intellectual Property, Trade and Development and Competition Policy. Similarly negotiations on Movement of Business Persons were to be finalized within the same timeframe as that of Phase 1. The negotiations would culminate in an agreement reached on trade in goods and the Movement of Business Persons.

The programme for completion of the negotiations was reviewed from the original date of 30th June, 2014 to end of 2014. The new Programme agreed upon ensures that negotiations would be concluded culminating in an agreement on goods being signed by the third Tripartite Summit by the end of 2014.

Significant progress has been achieved on negotiations on Phase 1 of the Market Integration Pillar as indicated below;

The draft TFTA Agreement and the Annexes are the main text for the negotiations. Out of the 36 Articles in the draft Agreement, 15 Articles have been successfully finalized and the remaining Articles are to be considered in the forthcoming meetings of the Tripartite Trade Negotiation Forum scheduled for August, 2014.

The TFTA Agreement Annexes on Technical Barriers to Trade, Sanitary and Phyto Sanitary Measures and Non-Tariff Barriers have been successfully concluded including most aspects of the Annex on Customs Cooperation. The outstanding work is mostly on Rules of Origin and Trade Remedies and Dispute Settlement.

On Tariff Liberalization, 13 Member/Partner States finalized preparation of their tariff offers while 7 Member States reported their tariff offers as still under preparation. Reports are awaited from the remaining Member States.

Negotiations on all outstanding areas will be continued in the forthcoming negotiation sessions. Where consensus will not be reached, the issues will be escalated to the Technical Committee of Senior Officials and the Sectoral Ministerial Committee Meetings in August/September 2014 for determination and finalization.

A Post Signature Implementation Road Map was prepared which outlines all activities that should be implemented by the Member/Partner States including specific timeframes, immediately after signature of the agreement by the third Tripartite Summit. These include among others; ratification and implementation, capacity building, regulatory reforms, Publicity and sensitization.

Movement of Business Persons

Limited progress was made in the Negotiations on Movement of Business Persons. A Technical Committee was established by the Tripartite Sectoral Council in July, 2013 for undertaking negotiations on this thematic area. The Committee adopted its work programme, the schedule of negotiations and embarked on the negotiations leading to an agreement on the Movement of Business Persons.

The Technical Committee of Senior Officials meeting of August, 2014 will review progress achieved, provide further guidance and impetus on the Movement of Business Persons negotiations and agree on strategies to accelerate negotiations.

Industrial Development Pillar

A Tripartite Technical Committee on the Industrial Pillar is responsible for steering work on the Industry Pillar. It developed a draft Work Programme and Roadmap including draft modalities for cooperation in industrial development in the Tripartite area.

The Industry Pillar Work Programme/Road Map identified priorities and actions needed to improve productivity and competitiveness in tripartite regional value chains, and subsequently improve the enabling environment for the selected priority sectors in agro processing, Chemicals and Minerals. It defined the activities required to enhance industrial production and grow tripartite intra-regional business between areas of production surplus and shortage, from unexploited potential and for value addition along existing and new potential trade corridors.

The Industry Pillar strategy is focusing on identifying gaps for support so that a comprehensive package of coordinated assistance can be provided for sustainable development.

Infrastructure Development Pillar

A Tripartite Technical Committee on the Infrastructure Pillar is responsible for steering work on the Infrastructure Pillar. The Tripartite Infrastructure Pillar is coordinating the process of implementing priority tripartite infrastructure projects in the following areas;

- i. Strengthening cooperation within PMAESA (Ports Management Association of Eastern and Southern Africa);
- ii. Communications and Navigation Systems / Air Traffic Management (CNS/ATM) Operationalization of the Joint Competition Authority (JCA) on YD;
- iii. Development of a Tripartite Infrastructure Master Plan.
- iv. Tripartite Corridors Infrastructure Development: work is ongoing on the following projects: Eastern Cluster - EAC (Northern and Central Corridors); Horn of Africa (Ethiopia – Djibouti Corridor); and North – South Corridor Project;
- v. Energy Projects; the following energy projects are on-going:
 - (i) Zambia-Tanzania-Kenya (ZTK) power transmission project;
 - (ii) DRC-Zambia power transmission project;
 - (iii) Zimbabwe-Zambia-Botswana-Namibia (ZIZABONA) interconnection transmission project; and
 - (iv) the Ethiopia-Kenya power interconnector;

- vi. Development of a Tripartite Infrastructure Database (TRIPDA);
- vii. Tripartite Railways Revitalization Initiative (RRI);
- viii. The Road Transport Market Liberalization Programme.

1.5 Purpose of the Report

This is the ninth EAC Trade report since 2005 and it builds on the previous trade reports by providing data on key elements of trade and investment. The analysis gives a global perspective on macro-economic variables during 2013. The EAC status is analysed in the context of the overall global performance and specifically the trade flows during the period under review. The report disaggregates the analysis further into specific areas that constitute the tariff structure such as the sensitive rates, the tariff bands, exemptions and the excisable goods. The report also presents detailed status of the revenue and investment performance. The Trade report underpins specific policy documents that are published from time to time by various EAC Partner States. The report is a useful tool in providing requisite data for policy, academia, research and business.

1.6 Structure of the Report

The report is structured in 8 chapters, with the first chapter providing an introduction and background to the EAC integration process. Chapter two gives an overview of macroeconomic and trade developments at international level and macroeconomic and developments at regional level. The third chapter discusses trade developments among the EAC Partner States and other regions. Chapter four and five cover analysis of trade performance of each of the EAC Partner States. Chapter six is a review of customs revenue performance of the Partner States. Chapter seven reviews the performance of investment flows in the region and chapter eight presents the conclusion and way forward.

CHAPTER 2

OVERVIEW OF MACROECONOMIC AND TRADE DEVELOPMENTS



2.1 Global Macroeconomic Environment

World output growth slowed down to 3.3 percent in 2013 from the 3.4 percent posted in 2012. This is explained largely by the slowdown in growth of output in developing economies as financial volatility hit some countries much harder than others. Further, the 2012 recession in the European Union extended into 2013.

In the developed economies, GDP growth for the whole 2013 was 1.4 percent which was higher than 1.3 percent recorded 2012. In some developed economies like United States and Japan modest economic recoveries have been registered. The United States economy continued to perform better after posting a growth rate of 1.6 percent in 2013, driven by continued growth in private demand supported by a recovering housing market and raising household wealth. In Japan, fiscal stimulus and monetary easing under the new policy package called “Abenomics” enabled an impressive rebound in economic activity. The Euro Area is slowly recovering due to improved private demand and reduced risks in the financial markets.

Economic growth in emerging market and developing economies slightly slowed to 4.7 percent in 2013 from the 5.1 percent recorded in 2012. Despite the decline, this growth was supported by solid domestic demand, recovering exports, and supportive fiscal, monetary and financial conditions. In Sub-Saharan Africa, output growth remained strong at 5.1 percent, supported by agricultural production and investment in natural resources and infrastructure.

Growth was robust throughout the region, especially in low-income and fragile states like Burundi and Democratic Republic of Congo. Outside these groups, in Nigeria growth remained strong owing to relatively high oil prices, despite security problems in the north and large-scale oil theft in the first half of 2013. In contrast, growth in South Africa continued to decelerate, constrained by tense industrial relations in the mining sector, tight electricity supply, anemic private investment, and weak consumer and investor confidence.

Table 2.1: GDP Growth Rates, 2009-2013 (Annual Percent Change)

Region/ Country	2009	2010	2011	2012	2013
World Output	-0.4	5.2	3.9	3.4	3.3
Advanced Economies	-3.4	3	1.7	1.2	1.4
USA	-2.8	2.5	1.8	2.3	2.2
Euro area	-4.4	2	1.5	-0.7	-0.4
United Kingdom	-5.2	1.7	1.1	0.3	1.7
Japan	-5.5	4.7	-0.6	1.5	-1.5
Emerging market and developing economies	3.1	7.5	6.2	5.1	4.7
China	9.2	10.4	9.3	7.7	7.7
India	8.5	10.5	6.3	4.7	5.0
Middle East and North Africa	3	5.5	3.9	4.8	2.3
Sub-Saharan Africa	2.6	5.6	5.5	4.4	5.1
South Africa	-1.5	3.1	3.5	2.5	1.9

Source: IMF, World Economic Outlook, October 2014

2.2 EAC Macro Economic Environment

All EAC Partner States posted modest growth rates during the year 2013. The inflation pressures eased while most regional currencies were under pressure due to high import demand and slowed inflows.

2.2.1 Economic Growth

Burundi

In 2013, Burundi's economy recorded a GDP growth of 4.8 percent compared to 4.2 percent in 2012. This was attributed to improved performance of the primary and tertiary sectors, which increased by 6.6 percent and 4.1 percent compared to 5.4 percent and 3.0 percent, respectively. The primary sector growth was driven mainly by the increase in food production (10.0 percent compared to 2.0 percent). The growth of the tertiary sector resulted from performances recorded in the sub-sectors of education (10.0 percent compared to 3.0 percent), health (12.0 percent compared to 11.0 percent) and banking and insurance (5.5 compared to 5.3 percent). However, the growth rate of the secondary sector declined to 3.2 percent in 2013 from 6.1 percent in 2012.

Kenya

Kenya's economy expanded by 4.7 percent in 2013 compared to 4.6 percent in 2012. The improved performance was attributed to stable macroeconomic conditions characterised by low inflation and stable exchange rate. The sectors which registered strong performance were manufacturing, construction, financial services and transport and communications which grew by 4.8 percent, 5.5 percent, 7.2 percent and 7.4 percent, respectively. Growth in the construction sector was attributed to increased investment in infrastructural development and real estate. The growth in financial services sector was partly a result of enhanced financial innovations. However, there was slow growth in agriculture and forestry and electricity and water supply sectors due to inadequate rainfall during 2013.

Rwanda

Rwanda's economy continued to grow in 2013 but with slower pace compared to the recent past years following reduction in public spending due to cuts and delays in budget support that occurred in 2012. The GDP grew by 4.6 percent compared to 7.3 percent and 7.5 percent growth realized in 2012 and in 2011 respectively. Industrial sector which had registered an annual growth of 8.3 percent in 2012 increased by 8.5 percent in 2013 and the growth of services which had been 11.6 percent in 2012 grew by 5.3 percent in 2013.

Tanzania

The Tanzanian economy grew by 7.0 percent in 2013 compared to a growth rate of 6.9 percent in 2012. The improved performance was largely attributed to the growth in communication, financial services, construction, and wholesale and retail trade which recorded higher growth rates of 22.8 percent, 12.2 percent, 8.6 percent and 8.3 percent respectively. Despite the impressive growth, contribution of communication and financial services remained low to an average of 2.5 percent of GDP.

Uganda

Uganda's economy registered a growth in real GDP of 4.7 percent in 2013 compared to 3.6 percent recorded in 2012. The improvement in performance was on account of growth in most sectors of the economy with the exception of services sector that declined from 4.4 percent to a growth rate of 4.2 percent. The activities that contributed to this growth include; cash crops (11.4 percent), education (10.1 percent), mining and quarrying (5.1 percent), and air transport and support services together (20.4 percent) compared to 2012.

2.2.2 Inflation

Burundi

Burundi annual inflation rate stood at 7.9 percent in 2013 compared to 18.2 percent in 2012. The decline was a result of better market supply, improved agricultural production, prudent monetary policy and taxes exemption for food in the first half of the year.

Kenya

The overall annual average inflation rate declined from 9.4 percent in 2012 to 5.7 percent in 2013, largely reflecting the impact of monetary policy measures in place. However, overall month on month inflation increased from 3.20 percent in December 2012 to 7.15 percent in December 2013¹. The increase was attributed to a notable rise in food prices in September 2013 following the application by some traders of Value Added Tax (VAT) on non VAT-able food items.

Rwanda

Rwanda achieved a moderate inflation of 4.2 percent in 2013 compared to 6.3 percent in 2012, resulting from prudent monetary policy management through collaboration of monetary and fiscal authorities coupled with stable international oil prices. Despite seasonal volatility in domestic food production, the general lower prices of food products also contributed to lower inflation in 2013.

7.9%

Burundi

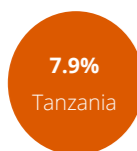
5.7%

Kenya

4.2%

Rwanda

Tanzania



Tanzania's overall annual average inflation declined to 7.9 percent in 2013 compared to 16.0 percent in 2012. This decline was largely attributed to a improved food supply which resulted into favourable food prices particularly cereals. Low energy prices, prudent monetary policy and fiscal consolidation also contributed in easing the inflationary pressure to single digit.

Uganda



Uganda's annual average inflation rate dropped from 14.0 percent in 2012 to 5.5 percent in 2013. Inflationary pressures during the year eased on account of tight monetary policy, improved food supply, reduced prices of non-food commodities and a stable exchange rate.

2.2.3 Exchange Rate

Burundi

In Burundi, during the 2013 the exchange rate determination remained based on the market mechanisms. During this period, Burundi franc depreciated against the Euro (11.3 percent), the Swiss franc (9.0 percent), the US\$ (7.8 percent), the Pound Sterling (6.7 percent), while it appreciated against the Japanese yen (11.8 percent).

Kenya

In 2013, the Kenya Shilling exchange rate remained relatively stable against major international trading currencies. During this period, the Shilling weakened marginally against the US Dollar to exchange at an average of Kenya shilling 86.1 compared to average of Kenya shilling 84.6 in 2012. The performance of the Kenya shilling was largely supported by resilient inflows of diaspora remittances that averaged US\$ 113 million per month, disbursement of the last tranche of US\$ 111 million under the Extended Credit Facility programme of the IMF in December 2013 and increased purchases of equity by foreigners at the Nairobi Securities Exchange.

Rwanda

The exchange rate has been under pressure since 2012 resulting from persistent high foreign exchange demand for imports while the country was facing decline in foreign inflows. However, central bank managed to ensure stability of the local currency through intervention on foreign exchange market and effective communication with all market players to limit speculation.

Rwanda Franc depreciated by 6.1 percent in 2013 from 4.5 percent in 2012 against US\$. At EAC level, the FRW depreciated by 5.3 percent versus the Kenya shilling; 6.2 percent against the Tanzania shilling; 11.7 percent against the Ugandan shilling and 4.9 percent against the Burundian Franc.

Tanzania

In 2013, the value of Tanzanian shilling against US\$ depreciated by 1.7 percent to an average of Tsh 1,598.6 per USD compared to an average of Tsh 1,571.7 per USD in 2012. This was mainly driven by increase in imports of goods and services relative to exports.

Uganda

The Uganda shilling depreciated by 3.3 percent against the USD from an average exchange rate of UGX 2,503 per USD in 2012 to UGX 2,587 per USD in 2013. During the same period under review, the Ugandan shilling depreciated by 2.0 percent and 6.7 percent against the Pound Sterling and the Euro respectively.

Within the East African region, the Uganda shilling slightly depreciated by 1.5 percent to 28.9 Uganda shillings per Kenya shilling in 2013.

2.2.4 Balance of Payments

Burundi

Burundi's current account deficit stood at US\$254.0 million in 2013 compared to US\$ 255.1 million in 2012. This was mainly driven by sharp deterioration of the trade balance in goods and services that was partially offset by a surplus of the primary and secondary incomes.

The capital and financial account recorded a surplus of US\$ 250.4 million in 2013 compared to US\$ 251.6 million in 2012. The decrease resulted from reduction in project grants and the financial account.

Kenya

Kenya's overall balance of payments reduced to a surplus of US\$ 858 million in 2013 from a surplus of US\$ 1,457 million in 2012. The current account deficit widened by US\$ 533 million to US\$ 4,789.5 million in 2013, largely on account of 4.1 percent decline in merchandise exports and 5.3 percent increase in merchandise imports. However, trade in international services improved by 10 percent to US\$ 2,657.7 million in 2013. The surplus in the capital and financial account improved by 4.3 percent to US\$ 5,399.1 million on account of increase in short-term flows and foreign direct investment. Gross official foreign reserves increased by 11.0 percent from US\$ 5,590.0 million as at December 2012 to US\$ 6,217.2 million as at December 2013.

Rwanda

In 2013, Rwanda's overall balance of payments registered a surplus of US\$ 228.5 million compared to a deficit of US\$ 212.4 million in 2012, mainly resulting from increase in exports and foreign public transfer receipts that contributed to narrowing of current account balance deficit. Capital grants received increased from US\$ 171.2 million in 2012 to US\$ 234.5 million in 2013. The country also borrowed US\$ 400 million from international markets to finance strategic projects and these transactions improved the country's Capital and Financial Account.

Tanzania

Tanzania's overall balance of payments recorded a surplus of US\$ 495.7 million in 2013 compared with a surplus of US\$ 327.3 million in 2012. The increase of the surplus in the overall balance of payment was largely on account of improvement in the capital and financial account. The increase in inflows of foreign direct investments which rose to US\$ 1,872.4 million in 2013 compared to US\$ 1,799.6 million in 2012. The gross official reserves amounted to US\$ 4,676.2 million at the end of December 2013, sufficient to cover about 4.4 months of import of goods and services.

Uganda

Uganda's overall balance of payments declined from a surplus of US\$ 534.1 million in 2012 to a surplus of US\$ 229.7 million in 2013. The deterioration in the balance of payment was attributable to decrease in government donor inflows, direct investment income and increased outsourcing of oil related services. The current account deficit worsened slightly from US\$ 1,725.7 million in 2012 to US\$ 1,894.4 million in 2013. Official foreign exchange reserves increased from US\$ 2,950.5 million as at end of December 2012 to US\$ 3,122.3 million as at end of December 2013.

2.2.5 National Savings

Burundi

The gross national savings of Burundi increased to US\$ 674.6 million in 2013 compared to US\$ 569.4 million in 2012. This was due to improvement in domestic savings amounting to US\$ 238.6 million coupled with a slight decrease of surplus of primary and secondary incomes (US\$ 435.4 and US\$ 440.0 million)

Kenya

In Kenya, the level of gross national savings increased by 14.3 percent from US\$ 4,551.3 million in 2012 to US\$ 5,199.7 million in 2013. This was largely as a result of increase in current transfer receipts from abroad. As a share of GDP, the savings rate increased marginally from 11.3 percent to 11.8 percent over the same period.

Rwanda

Rwanda's level of saving increased by 28.3 percent from US\$ 936.0 million in 2012 to US\$ 1,141.3 million in 2013. As a share of GDP, the gross national saving increased from 13.1 percent in 2012 to 15.3 percent in 2013.

Tanzania

In 2013, Tanzania's gross national savings decreased to US\$ 5,483.6 million, equivalent to 16.5 percent of GDP compared to US\$ 5,606.0 million, being about 20 percent of GDP in 2012.

Uganda

In 2013, Uganda's Gross National Savings as a percent of GDP was 8.26 percent. This was lower than the 11.45 percent recorded in 2012. The world's average Gross National Savings as a percentage of GDP is averaged at 18.95 percent. This suggests that Uganda's Gross national Savings as a percent of GDP is 10.69 percentage points less than the world's average.



2.2.6 External Debt

Burundi

In Burundi, the public external debt as a percentage of GDP decreased from 17.4 percent in 2012 to 14.6 percent in 2013. The external debt service increased from US\$ 24.9 million to US\$ 33.2 million in 2013. The external debt service ratio as percentage of exports also increased to 3.5 percent in 2013 compared to 3.4 percent in 2012.

Kenya

Kenya's public debt increased by 14.3 percent to US\$ 22.0 billion at the end of the fiscal year 2012/13, from US\$ 19.2 billion recorded at the end of fiscal year 2011/12. The increase was largely in gross domestic debt, which increased by 19.8 percent from US\$ 10.2 billion to 12.2 billion over the same period. External debt grew by 8.1 percent to US\$ 9.7 billion, during the fiscal year 2012/13. Following these developments, the share of domestic debt in total debt increased from 52.9 percent to 55.5 percent, while that of external debt declined from 47.1 percent to 44.5 percent, during the year under review.

Rwanda

In 2013, Rwanda's external debt stock was US\$ 1,675.3 million which increased by 56.9 percent from US\$ 1,162.6 million in 2012 due to the euro bond borrowing of US\$ 400 million in 2013. Proceeds from the Euro bond were used for development of infrastructure projects such as road, electricity, health and other public infrastructures.

Tanzania

Tanzania's external debt stock at the end of December 2013, was US\$ 13,195.6 million compared to US\$ 10,526.9 million in 2012. The increase was on account of new disbursements particularly from non-concessional borrowing for infrastructure developments. Out of the total external debt stock, US\$ 10,938.2 million was Public external debt and the remaining US\$ 2,257.4 million was Private sector external debt. Larger amount of the debt was from multilateral creditors that amounted to US\$ 6,859.9 million equivalent to 52 percent of the total external debt.

Uganda

Uganda's external debt stock increased from US\$ 2,950.5 million as at end of December 2012 to US\$ 3,122.3 million as at end of December 2013. Debt from multilateral, bilateral and private bank financing sources was recorded at US\$ 3,565.1 million, US\$ 530.3 million and US\$ 0.03 million, respectively.

2.3 World Trade Developments

The world trade remained sluggish after recording a growth rate of 2.1 percent in 2013. Trade between developing countries especially in the Asia region was much stronger than what it was with the developed countries. Africa's exports declined by 3.4 percent during 2013 which can be explained by the 2012 recession in the European Union zone that extended to 2013.

World exports growth slowed to 2.4 percent in 2013 from 2.9 percent recorded in 2012. Exports of developed economies grew more slowly than the world average at 1.5 percent while exports from developing countries grew faster than average at 3.3 percent. Asia's exports grew faster than any other region with a 4.6 percent rise. This was followed by North America (2.8 percent), Europe and Middle East (each at 1.5 percent) and South and Central America and CIS (each 0.7 percent). The decrease in Africa's exports 3.4 percent during 2013. The decline for Africa was mainly due to reductions in exports from Petroleum exporting countries like Libya (-27%), Nigeria (-11%) and Algeria (-7%).

On the Import side, the developed economies posted a small decline of 0.2 percent while developing countries and Commonwealth of Independent States posted a growth of 4.4 percent (See Table 2.2). Regions with fastest growth rates in imports included Asia (4.4 percent), Middle East (4.4 percent), Africa (4.0 percent), South and Central America (2.5 percent) and North America (1.2 percent). The value of imports to the European Union and the Commonwealth of Independent States (CIS) declined by 0.5 percent and 1.1 percent respectively.

Table 2.2: World Merchandise Trade by Region, 2011-2013

Trade Indicator	Region	Period		
		2011	2012	2013
Export Volume growth (Percent change)	World	5.5	2.4	2.4
	Developed Economies	5.2	1.1	1.5
	Euro Area	5.8	0.5	1.7
	Developing and CIS	5.8	3.8	3.3
	Africa	-8.4	6.5	-3.4
Import Volume growth (Percent change)	World	5.3	2.1	1.8
	Developed Economies	3.4	0.0	-0.2
	Euro Area	2.8	-1.9	-0.8
	Developing and CIS	8.1	5.1	4.4
	Africa	5.1	12.7	4.0

Source: World Trade Organization Secretariat



CHAPTER 3

EAC TRADE PERFORMANCE



3.1 Total Intra-EAC Trade

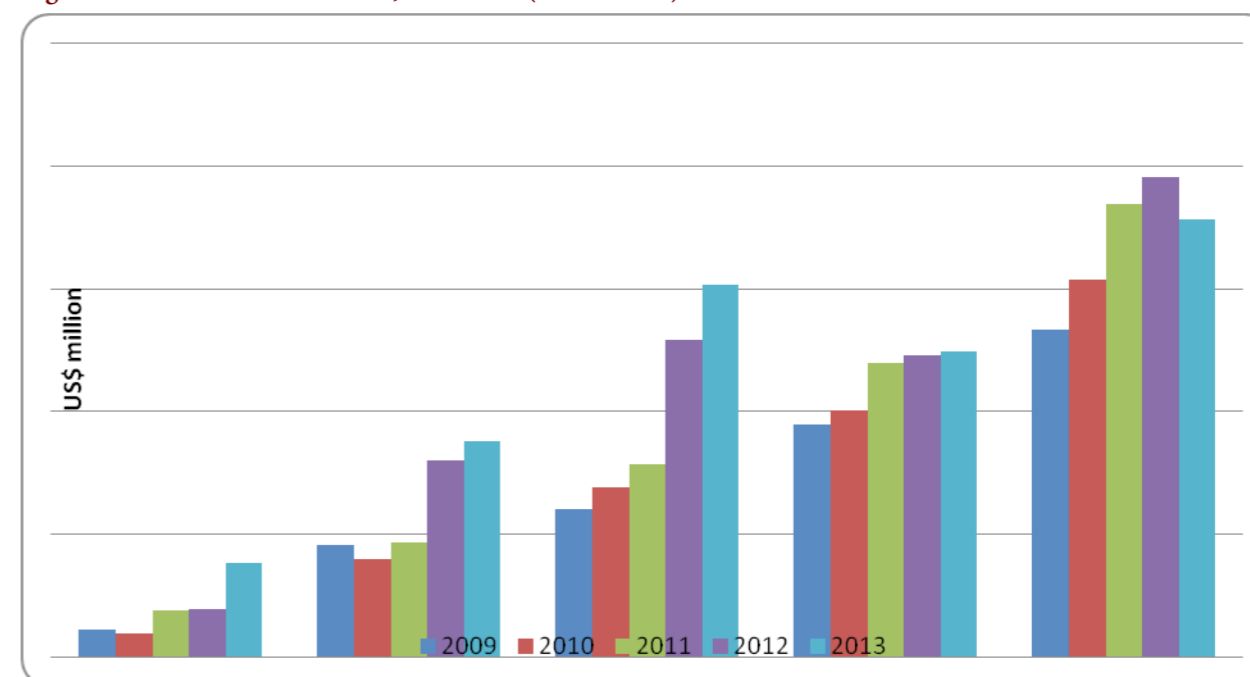
The value of intra-EAC trade continued to post positive trend by recording a growth of 6.1 percent to US\$ 5,805.6 million in 2013 compared to US\$ 5,470.7 million recorded in 2012. The growth was largely driven by the increase in exports that increased by 17.2 percent while imports declined by 9.0 percent (Table 3.1). Tanzania, Rwanda and Burundi recorded an increase in their shares to total intra EAC trade while that of Kenya and Uganda declined. Despite the decline of the share, Kenya continued to dominate, accounting for about 31 percent of total intra-EAC trade.

Table3.1: Total Intra-EAC Trade, 2009-2013 (US\$ million)

		2008	2009	2010	2011	2012	2013	Percentage Change				
								2009	2010	2011	2012	2013
Imports	Uganda	570.6	547.0	576.5	692.6	646.9	616.6	-4.1	5.4	20.1	-6.6	-4.7
	Tanzania	425.3	316.9	295.9	378.1	678.6	397.0	-25.5	-6.6	27.8	79.5	-41.5
	Kenya	181.0	162.5	256.8	302.9	364.3	334.5	-10.2	58.0	17.9	20.3	-8.2
	Burundi	86.5	88.2	77.2	160.8	168.1	346.4	2.3	3.3	4.3	5.3	6.3
	Rwanda	299.8	363.5	344.6	385.1	457.8	412.5	21.2	-5.2	11.7	18.9	-9.9
	Total	1,563.2	1,478.0	1,551.0	1,919.5	2,315.7	2,107.0	-5.4	4.9	23.8	20.6	-9.0
Exports	Uganda	377.4	398.8	428.6	503.7	580.3	627.4	5.7	7.5	17.5	15.2	8.1
	Tanzania	310.5	285.0	394.3	409.0	613.3	1,118.0	-8.2	38.3	3.7	49.9	82.3
	Kenya	1,036.6	1,169.5	1,280.0	1,544.4	1,593.0	1,451.0	12.8	9.4	20.7	3.2	-8.9
	Burundi	18.1	20.2	18.6	28.3	24.9	35.19	11.6	-8.1	52.2	-12.0	41.3
	Rwanda	37.9	93.2	50.4	81.2	343.5	467.0	145.8	-45.9	61.0	323.2	36.0
	Total	1,780.6	1,966.7	2,171.9	2,566.5	3,155.0	3,698.6	10.5	10.4	18.2	22.9	17.2
Total EAC Trade value	Uganda	762.0	945.7	1,005.1	1,196.4	1,227.2	1,244.0	24.1	6.3	19.0	2.6	1.4
	Tanzania	735.8	601.9	690.2	787.1	1,291.9	1,515.0	-18.2	14.7	14.1	64.1	17.3
	Kenya	1,217.6	1,332.0	1,536.8	1,847.2	1,957.3	1,785.5	9.4	15.4	20.2	6.0	-8.8
	Burundi	95.6	101.0	95.8	189.1	193.0	381.6	5.7	-5.2	97.4	2.1	97.7
	Total	3,148.7	3,437.3	3,722.9	4,486.0	5,470.7	5,805.6	9.2	8.3	20.5	21.9	6.1

Source: Revenue Authorities, Central Banks and National Statistics Offices of Partner States

Figure3.1: Total Intra-EAC Trade, 2009-2013 (US\$ million)



Source: Revenue Authorities, Central Banks and National Statistics Offices of Partner States

3.1.1 Imports

The value of total intra-EAC imports declined by 9.0 percent to US\$ 2,107.0 million in 2013 from US\$ 2,315.7 million in 2012. With exception of Burundi, all other Partner States posted negative growth rates in imports. Burundi recorded a growth of 98.7 percent of intra-EAC imports, with most of the imports originating from Tanzania and Kenya. Overall, intra-EAC imports consisted of industrial and agricultural products.

3.1.2 Exports

In 2013, the total value of intra-EAC exports increased by 17.2 percent to US\$ 3,698.6 million, from US\$ 3,155.0 million recorded in 2012. Tanzania recorded the highest growth rate of the value of intra-EAC exports followed by Burundi, Rwanda and Uganda. However, Kenya recorded a decline in its share of the value of intra-EAC exports from a 50.5 percent in 2012 to 39.2 percent in 2013.

3.2 EAC Trade with the Rest of the World¹

The EAC total trade with the rest of the world maintained an upward trend by recording a growth of 8.3 percent to US\$ 47,365.4 million in 2013 from US\$ 43,740.5 million recorded in 2012. This was driven by increased levels of both imports and exports. However, the share of total trade with the rest of the World to total EAC trade declined marginally to 89.7 percent in 2013 compared to 90.7 percent recorded in 2012. During 2013, Trade deficit of the EAC bloc increased by 12.4 percent from US\$ 17,410.8 million posted in 2012.

The value of intra-EAC trade increased to US\$ 5,457.3 million in 2013 from US\$ 4,486.0 million recorded in 2012. The composition of intra-EAC trade was mainly dominated by agricultural commodities and manufactured goods, as in previous years. Moreover, consistent with the decline in the share of trade with rest of the world, the share of intra EAC increased to 10.3 percent of the total trade in 2013 compared with a share of 9.3 percent in 2012.

¹ The rest of the world excludes the Intra EAC trade

Table3.2: Trade flow for EAC, 2009-2013 (US\$ million)

Trade Flow	Destination/Origin	2009	2010	2011	2012	2013	Percentage change			
							2010	2011	2012	2013
Exports	Intra-EAC Total Exports	1,964.67	2,237.75	2,564.12	3,154.96	3,698.56	13.9%	14.6%	23.0%	17.2%
	COMESA	1,313.90	1,610.13	1,901.52	2,055.91	1,801.10	22.5%	18.1%	8.1%	-12.4%
	<i>of which</i>									
	Burundi	144.85	179.86	156.30	176.99	202.54	24.2%	-13.1%	13.2%	14.4%
	Rwanda	278.29	370.89	446.15	529.34	493.05	33.3%	20.3%	18.6%	-6.9%
	SADC	941.51	1,319.04	1,789.96	2,329.92	2,127.17	40.1%	35.7%	30.2%	-8.7%
	Rest of Africa	202.01	220.08	265.39	293.21	433.80	8.9%	20.6%	10.5%	47.9%
	EU	2,072.06	2,193.58	2,520.97	2,512.99	2,183.75	5.9%	14.9%	-0.3%	-13.1%
	USA	307.26	362.56	385.56	411.83	449.47	18.0%	6.3%	6.8%	9.1%
	Total Exports to Rest of the World	3,210.93	3,876.62	4,846.50	5,287.18	4,277.45	20.7%	25.0%	9.1%	-19.1%
	Total EAC Exports	10,012.3	11,819.8	14,274.0	16,046.0	14,971.3	18.1%	20.8%	12.4%	-6.7%
	% Intra-EAC to Total Exports	20%	19%	18%	20%	25%				
	% COMESA	13%	14%	13%	13%	12%				
	<i>of which</i>									
	Burundi	1%	2%	2%	2%	2%				
	Rwanda	3%	4%	4%	5%	5%				
	% SADC	9%	11%	13%	15%	14%				
	% Rest of Africa	2%	2%	2%	2%	3%				
	% EU	21%	19%	18%	16%	15%				
% USA	3%	3%	3%	3%	3%					
% Total exports to Rest of the World	32%	33%	34%	33%	29%					
Imports	Intra-EAC Total Imports	1,473.72	1,543.76	1,909.44	2,302.37	2,107.01	4.8%	23.7%	20.6%	-8.5%
	COMESA	499.84	699.84	899.92	895.23	828.27	40.0%	28.6%	-0.5%	-7.5%
	<i>of which</i>									
	Burundi	6.25	5.04	11.86	19.91	10.32	-19.3%	135.3%	67.8%	-48.1%
	Rwanda	8.09	16.43	21.21	44.59	35.66	103.0%	29.1%	110.2%	-20.0%
	SADC	2,149.52	2,065.39	2,734.52	2,473.56	2,189.26	-3.9%	32.4%	-9.5%	-11.5%
	Rest of Africa	21.85	48.50	212.22	59.73	127.35	121.9%	337.6%	-71.9%	113.2%
	EU	4,256.31	4,292.45	4,872.34	5,077.53	4,739.60	0.8%	13.5%	4.2%	-6.7%
	USA	923.20	807.18	1,059.71	1,190.03	1,075.44	-12.6%	31.3%	12.3%	-9.6%
	Total Imports to Rest of the World	13,483.47	16,897.51	22,406.18	24,869.62	26,463.41	25.3%	32.6%	11.0%	6.4%
	Total EAC Imports	22,807.9	26,354.6	34,094.3	36,868.1	37,530.3	15.6%	29.4%	8.1%	1.8%
	% Intra-EAC to Total Imports	6%	6%	6%	6%	6%				
	% COMESA	2%	3%	3%	2%	2%				
	<i>of which</i>									
	Burundi	0%	0%	0%	0%	0%				
	Rwanda	0%	0%	0%	0%	0%				
	% SADC	9%	8%	8%	7%	6%				
	% Rest of Africa	0%	0%	1%	0%	0%				
	% EU	19%	16%	14%	14%	13%				
% USA	4%	3%	3%	3%	3%					
% Total imports to Rest of World	59%	64%	66%	67%	71%					
% intra-EAC to Total Trade	100%	100%	100%	100%	100%					
Total Trade	Total intra EAC Trade	3,438.4	3,781.5	4,473.6	5,457.3	5,805.6	10.0%	18.3%	22.0%	6.4%
	Total Trade	32,820.2	38,174.4	48,368.3	52,914.1	52,501.6	16.3%	26.7%	9.4%	-0.8%
	EAC Trade Balance	(12,795.6)	(14,534.9)	(19,820.3)	(20,822.1)	(22,559.0)	13.6%	36.4%	5.1%	8.3%

Source: Revenue Authorities, Central Banks and National Statistics Offices of Partner States

CHAPTER 4

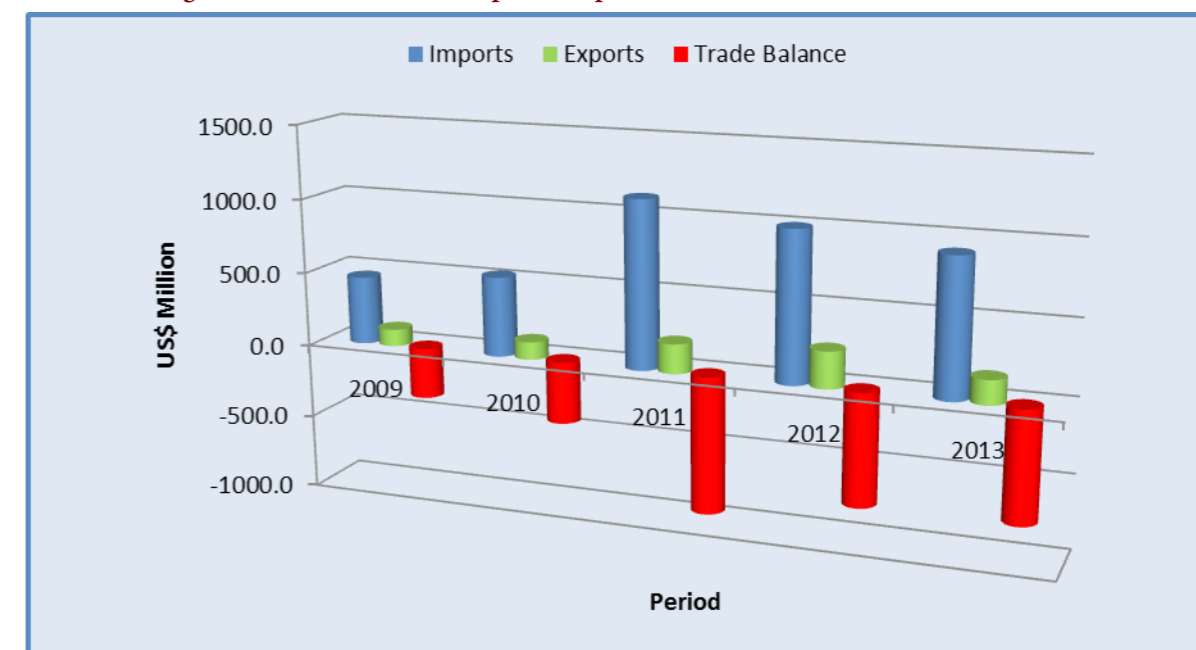
TRADE DEVELOPMENTS IN THE EAC PARTNER STATES



4.1 Burundi International Trade

Burundi's total trade during the year 2013 decreased by 13.8 percent to US\$ 1,073.0 million from US\$ 1,245.4 million recorded in 2012. This decrease was as a result of a decrease both in imports and exports by 33.7 percent and 9.0 percent respectively.

Figure 4.1: Burundi's Total Exports, Imports and Trade Balance, 2009-2013



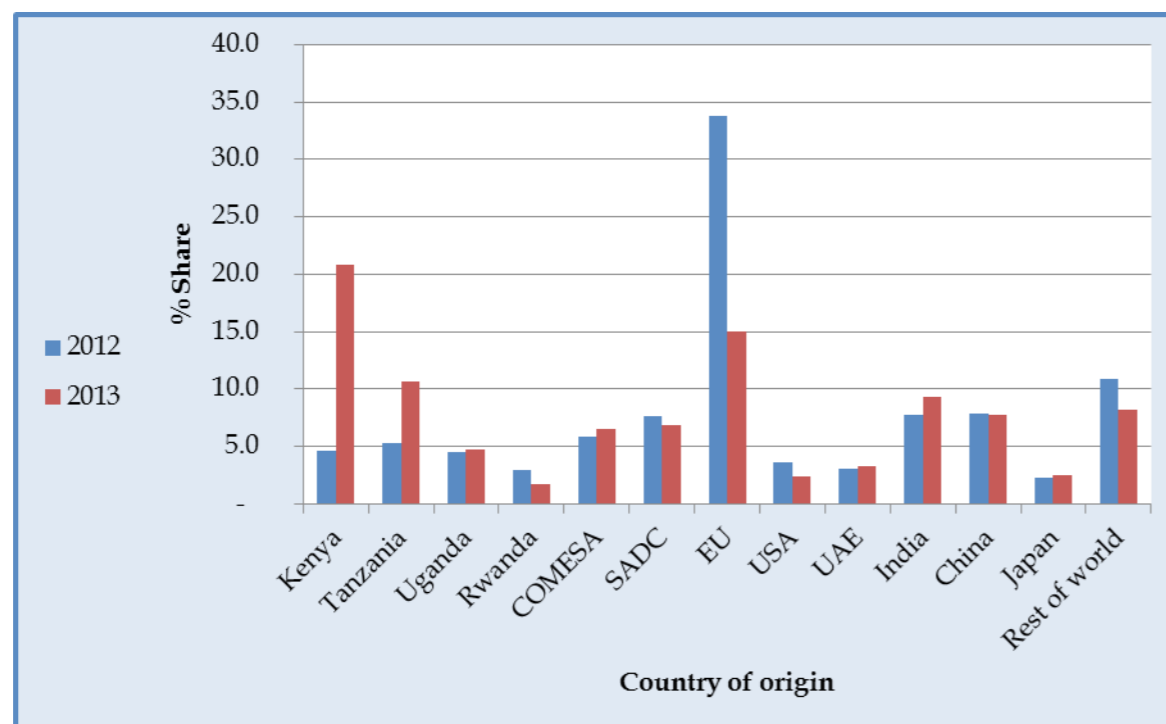
Source: Burundi National Bureau of Statistics

In 2013, Burundi's major trading partners were EU, UAE, China, India, Tanzania, Uganda, Kenya, USA, Japan, Rwanda accounting for 26.7 percent, 10.9 percent, 6.4 percent, 5.2 percent, 4.6 percent, 4.3 percent, 4.1 percent and 2.8 percent of the total trade, respectively. In 2012 the major trading partners were UAE, Kenya, Uganda, Tanzania and EU with 7.3 percent, 5.8 percent, 5.5 percent and 5.0 percent and 2.6 percent respectively.

4.1.1 Imports

Burundi's imports decreased by 9.0 percent from US\$ 1,001.3 million in 2012 to US\$ 911.3 million in 2013. The decline was mainly attributed to a reduction in importation of minerals, oils & related products, grains, fruits, pharmaceutical products, products of milling industries; iron and steel, salt and plastering malt, Portland cement and plastics.

Figure 4.2: Burundi's Imports by Country/Region of Origin



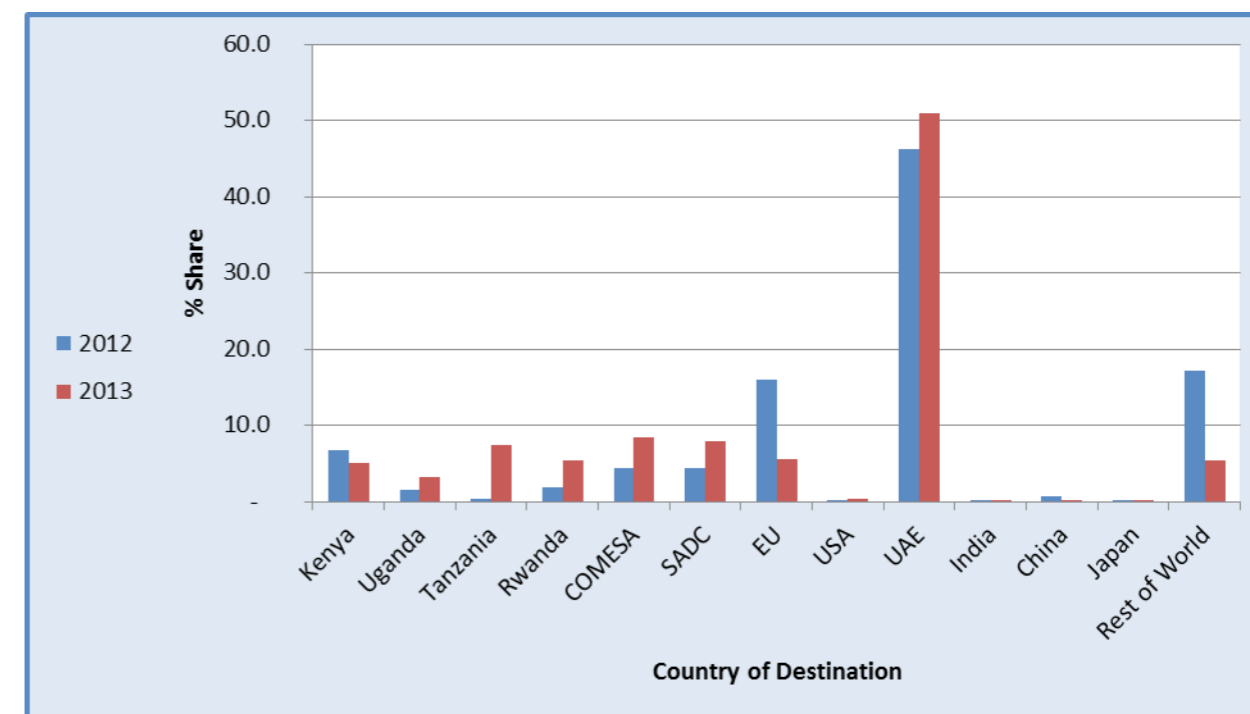
Source: Burundi National Bureau of Statistics

4.1.2 Domestic Exports

Burundi's domestic exports decreased by 32.4 percent to US\$ 154.2 million from US\$ 228.2 million recorded in 2012. The decline was due to a reduction in exports of coffee, raw hides and skins, ores, slag and ash, beverage and spirits which are the main exports of the country

The major destinations of Burundi's domestic exports were Switzerland, UAE, DRC, Rwanda and Uganda which represented 82.8 percent of the total exports during the period under review.

Figure 4.3: Burundi's Domestic Exports by Destination



Source: Burundi National Bureau of Statistics

4.1.3 Re-Exports

Burundi's re-exports decreased from US\$ 15.9 million in 2012 to US\$ 7.5 million in 2013. The decrease was mainly due to the decline in re-export of vehicles, iron steel, glass and glassware, articles made of iron and steel, plastics and articles thereof.

Figure 4.4: Burundi's Re-exports as percent of Total Exports 2009-2013

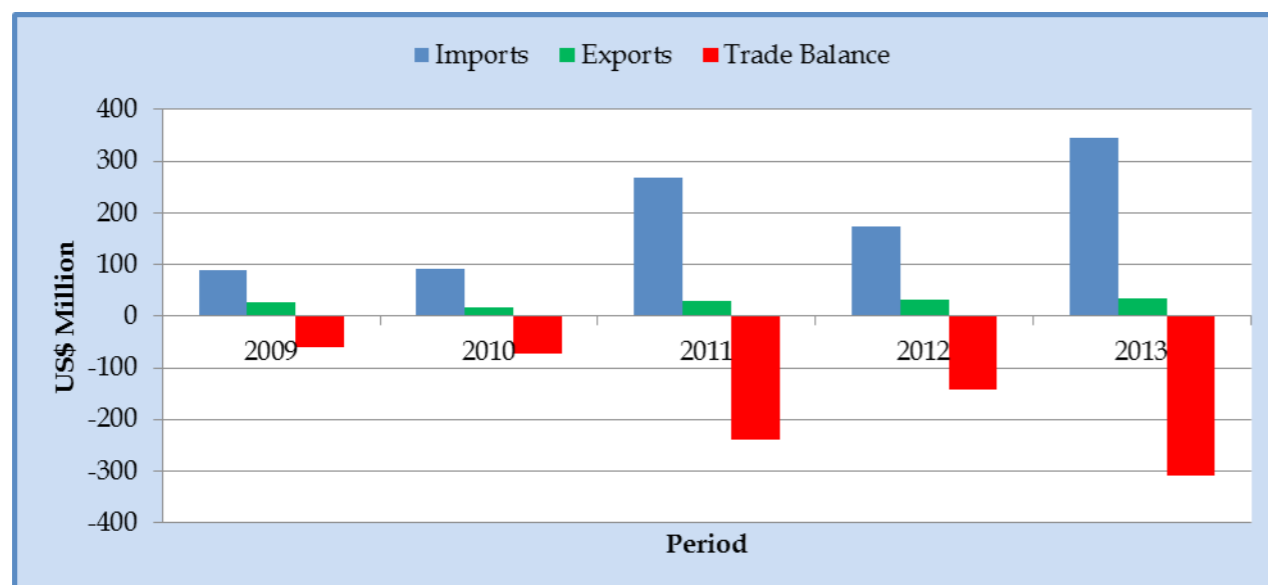


Source: Source: Burundi National Bureau of Statistics

4.1.4 Intra-EAC Trade

In 2013, Burundi's total trade with EAC Partner States increased by 82.8 percent to US\$ 381.6 million from US\$ 207.4 million recorded in 2012. Burundi's trade deficit with EAC Partner States increased to US\$ 171.8 million in 2013 from US\$ 88.6 million registered in 2012. The increase was mainly attributed to a faster growth in imports than exports during the review period.

Figure 4.5: Burundi's Trade with EAC Partner States, 2009-2013 (US\$ million)



Source: Burundi National Bureau of Statistics

Table 4.1: Burundi's Trade with EAC Partner States, 2009-2013 (US\$ million)

		2009	2010	2011	2012	2013	Percentage change				
							2009	2010	2011	2012	2013
Kenya	Imports	35.38	31.15	45.68	46.74	189.95	4.7	(12.0)	46.6	2.3	306.4
	Exports	7.40	10.29	15.27	16.34	8.01	(11.1)	39.1	48.5	7.0	(50.9)
	Total trade	42.78	41.44	60.96	63.08	197.96	1.6	(3.1)	47.1	3.5	213.8
	Trade Balance	-27.98	-20.86	-30.41	-30.40	-181.93	9.8	(25.4)	45.7	(0.0)	498.4
Rwanda	Imports	1.80	2.55	6.86	29.39	15.59	(55.2)	41.7	169.6	328.4	(47.0)
	Exports	4.74	3.01	6.19	6.51	9.99	(13.0)	(36.4)	105.5	5.2	53.5
	Total trade	6.53	5.56	13.05	35.91	25.58	(30.9)	(14.9)	134.9	175.1	(28.8)
	Trade Balance	2.94	0.47	-0.67	-22.88	-5.59	104.2	(84.1)	(243.5)	3,312.7	(75.6)
Uganda	Imports	31.97	28.40	53.69	44.86	43.57	(17.0)	(11.2)	89.0	(16.4)	(2.9)
	Exports	6.42	2.88	5.77	4.98	5.06	100.2	(55.2)	100.5	(13.8)	1.5
	Total trade	41.05	28.60	60.47	49.84	48.62	7.4	(30.3)	111.4	(17.6)	(2.4)
	Trade Balance	-25.55	-25.52	-47.91	-39.88	-38.51	(27.7)	(0.1)	87.7	(16.8)	(3.4)
Tanzania	Imports	19.14	29.05	161.20	53.26	97.28	9.7	51.8	454.8	(67.0)	82.7
	Exports	9.47	1.76	1.38	5.34	12.13	365.3	(81.5)	(21.3)	286.2	127.3
	Total trade	28.61	30.81	162.58	58.59	109.41	46.8	7.7	427.7	(64.0)	86.7
	Trade Balance	-9.67	-27.30	-159.81	-47.92	-85.15	(37.3)	182.4	485.4	(70.0)	77.7
Intra-EAC**	Imports	88.29	91.16	267.43	174.25	346.38	(5.9)	3.2	193.4	(34.8)	98.8
	Exports	28.03	17.94	28.62	33.17	35.19	47.4	(36.0)	59.6	15.9	6.1
	Total trade	116.32	109.09	296.05	207.42	381.58	3.1	(6.2)	171.4	(29.9)	84.0
	Trade Balance	-60.26	-73.22	-238.80	-141.08	-311.19	(19.4)	21.5	226.1	(40.9)	120.6

Source: Burundi National Bureau of Statistics

Intra EAC Imports

Burundi's imports from EAC Partner States increased by 98.8 percent to US\$346.4 million in 2013 from US\$ 174.3 million recorded in 2012. Tanzania and Kenya were the major sources imports during the year 2013. . The major imports from Tanzania were Portland cement, fertilizers, plastics and articles thereof, and mineral fuels, oils & product of their distillation. Major imports from Kenya were iron and steel, tubes and pipes, mineral fuels and portland cement. Imports from Rwanda and Uganda decreased from US\$ 29.4 million and US\$ 44.9 million in 2012 to US\$ 15.6 million and US\$ 43.6 million in 2013 respectively.

Intra EAC Domestic Exports

In 2013, Burundi's domestic exports to the EAC Partner States increased by 34.5 percent to US\$ 32.6 million from US\$ 24.2 million in 2012. The share of the domestic exports to the EAC Partner States to total domestic exports increased from 12.1 percent to 21.1 percent over the same period.

Domestic exports to Tanzania, Rwanda and Uganda increased to US\$ 11.5 million, US\$ 8.4 million and US\$ 4.9 million in 2013 from US\$ 0.9 million, US\$ 4.1 million and US\$ 3.7 million in 2012 respectively. However, domestic exports to Kenya fell from US\$ 15.6 million to US\$ 7.7 million during the review period.

Major domestic exports to Tanzania were fruits and vegetables, coffee, cigarettes, beer made by malt and soap while exports to Rwanda were mainly soap, palm oil, cigarettes, raw hides and skins; and fruits. Domestic exports to Uganda were coffee, cigarettes and fruits, while those to Kenya remained Tea and raw hides and skins.

Table 4.2: Intra-EAC Exports, 2009 - 2013 (US\$ million)

Intra-EAC export flows	2009	2010	2011	2012	2013
Intra-EAC Domestic Exports	18.29	14.39	24.40	24.24	32.60
Intra-EAC Re-exports	9.74	3.54	4.23	8.92	2.60
Total Intra-EAC Exports	28.03	17.94	28.62	33.17	35.19
Percent Share of Intra-Re-exports	34.74	19.75	14.76	26.91	7.38

Source: Burundi National Bureau of Statistics

Intra EAC Re-exports

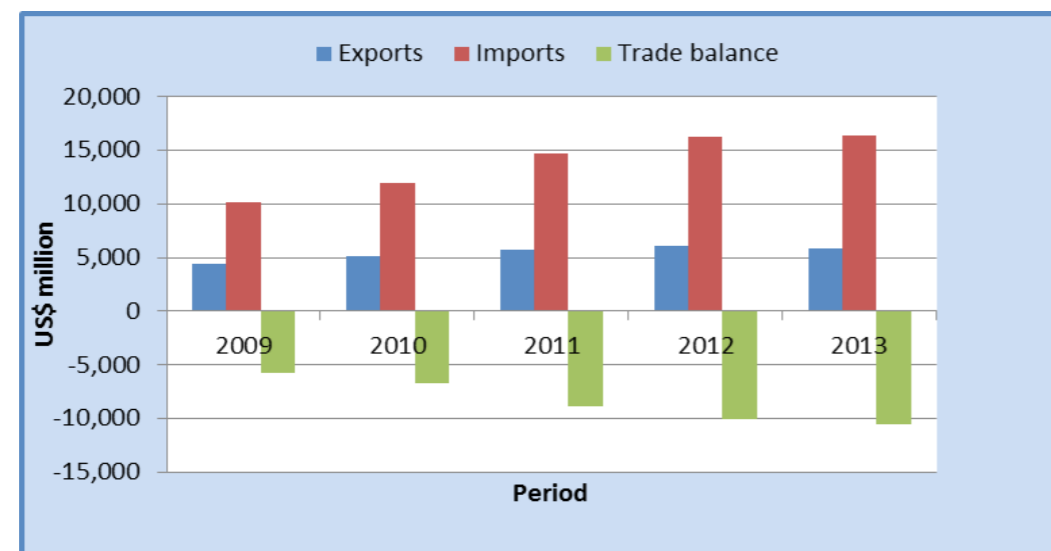
In 2013, Burundi's intra-EAC re-exports decreased by 70.9 percent to US\$ 2.6 million from US\$ 8.9 million in 2012. The share of re-exports to total exports to the EAC countries decreased from 36.8 percent in 2012 to 8.0 percent in 2013. The value of re-exports to all partner states declined.

The main re-exports to Tanzania included waste and scrap of alloy steel (excl. stainless) and cullet and other waste and scrap of glass while to Kenya the major re-exports included containers for compressed or liquefied gas, iron or steel; Ferro-tungsten and other ferro products. The main re-exports to Uganda were vehicles of engine capacity exceeding 2250cc < 3000cc and Waste and scrap of tinned iron or steel.

4.2 Kenya's International Trade

In 2013, Kenya's total trade declined marginally by 0.4 percent to US\$ 22,243.4 million from US\$ 22,340.0 million recorded in 2012. Trade deficit widened by US\$ 465 million to US\$ 10,579 million in 2013 from US\$ 10,114 million recorded 2012. The decline in total trade and the widening of the trade deficit was mainly on account of a 4.6 percent decline in exports.

Figure 4.6: Kenya's Total Exports, Imports and Trade Balance, 2009-2013



Source: KRA, KNBS & CBK

In 2013, EU, India, China and United Arab Emirates (UAE) were Kenya's leading trading partners accounting for 16.3 percent, 14.0 percent, 9.7 percent and 7.4 percent of the total trade, respectively. Kenya's trade with India increased by 29.9 percent while trade with UAE declined by 21.5 percent. The decline was attributed to the shift in importation of crude oil from UAE to importation of refined petroleum products from India. Total trade

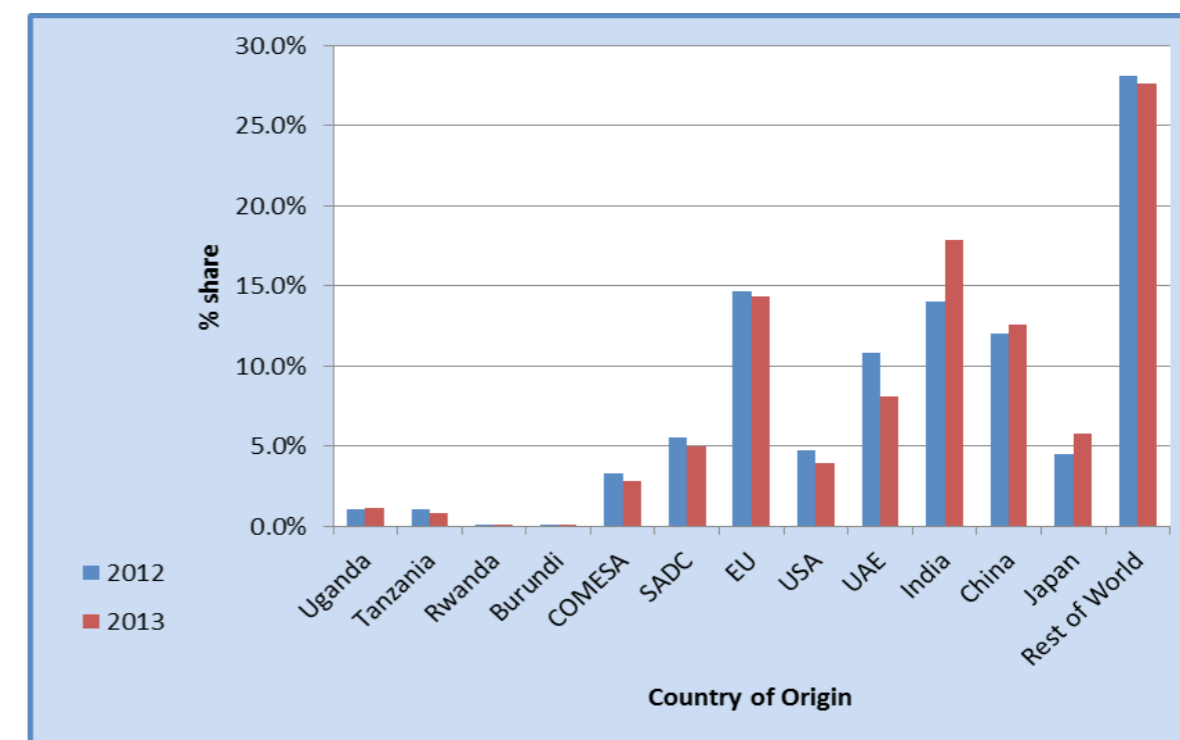
with U.S.A declined by 7.0 percent compared to a growth of 37.7 percent posted in 2012, mainly due to a 14.4 percent decline in imports, while trade with Japan increased by 29.6 percent due to recovery of the motor vehicle industry.

In 2013, Kenya's total trade with EAC Partner States declined by 8.8 percent after registering a growth of 6.0 percent in 2012. The share of Kenya's total trade with EAC Partner States declined to 8.0 percent in 2013 from 8.8 percent in 2012.

4.2.1 Imports

Kenya's imports increased to US\$ 16,411.0 million in 2013 from US\$ 16,226.8 million recorded in 2012. The change was partly due to increased importation of refined petroleum products, iron and steel and motor vehicles, which rose by 5.8 percent, 22.8 percent and 23.3 percent, respectively. There was a notable decline in importation of crude oil by 40.7 percent in 2013. Further, there was also a substantial decline in the importation of aircrafts from 428.3 million recorded in 2012 to 188.7 million in 2013.

Figure 4.7: Kenya's Imports by Country/Region of Origin



Source: KRA, KNBS & CBK

The leading sources of Kenya's imports were European Union(EU), India, China and United Arab Emirates (UAE) jointly accounting for 54.2 percent of the total imports in 2013 compared to 52.1 percent in 2012. The share of imports from India to total imports increased to 18.3 percent from 14.2 percent mainly on account of increased importation of refined petroleum oils, pharmaceutical products, motor cycles and iron and steel.

4.2.2 Domestic Exports

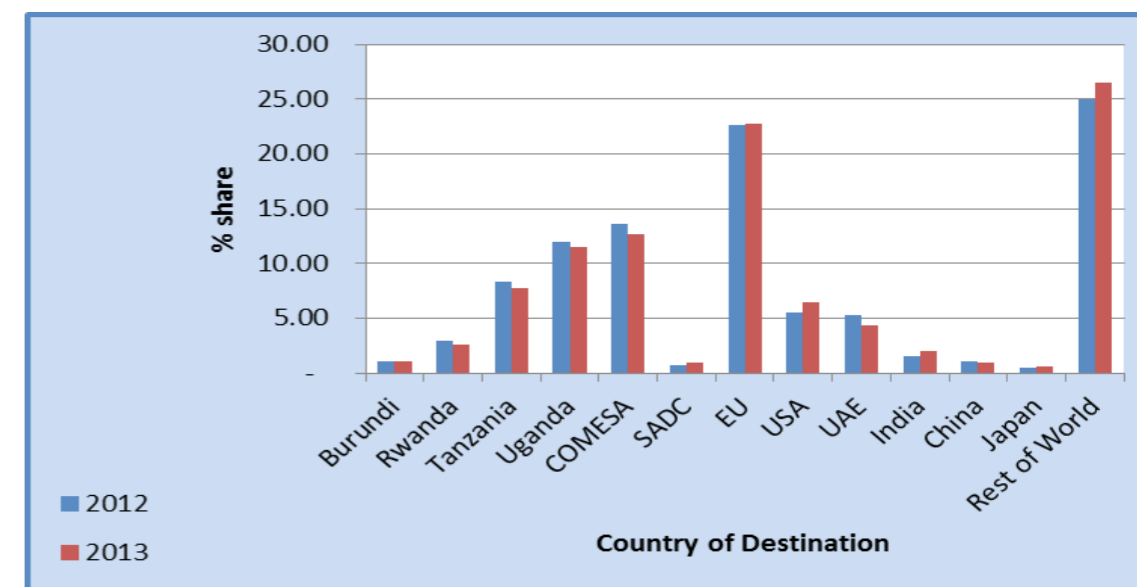
In 2013, Kenya's domestic exports declined by 6.6 percent to US\$ 5,291.3 million from US\$ 5,662.9 million recorded in 2012. The decline was attributed to reduction in domestic exports of coffee, leguminous vegetables, cigars and cigarettes, palm oil and its fractions, soap and medicaments.

In 2013, EAC, EU and COMESA were the leading destinations for Kenya's domestic exports jointly accounting for 50.2 percent. Domestic exports to EAC declined by 11.9 percent from US\$ 1,375.7 million recorded in 2012 to US\$ 1,211.4 million in 2013. The decline was mainly recorded in domestic exports of cement, petroleum oils, salt and sodium chloride, articles for conveyance, sugar confectionary, beer made from malt and ethyl alcohol to all EAC Partner States.

The share of domestic exports to Uganda declined from 12.0 percent in 2012 to 11.5 percent in 2013 while those to Tanzania dropped from 8.4 percent to 7.7 percent during similar period. The drop in the share of domestic exports to COMESA was partly due to reduced exports to Egypt following the political instability experienced during the review period. Despite the drop in the value of domestic exports to European Union, the share of EU in total domestic exports increased to 14.6 percent in 2013 from 14.2 percent in 2012. The share of domestic exports to USA and India also increased to 6.5 percent and 2.0 percent respectively.

Intra regional trade:
 Intra-regional trade refers to trade which focuses on economic exchange primarily between countries of the same region or economic zone.

Figure 4.8: Kenya's Domestic Exports by Destination

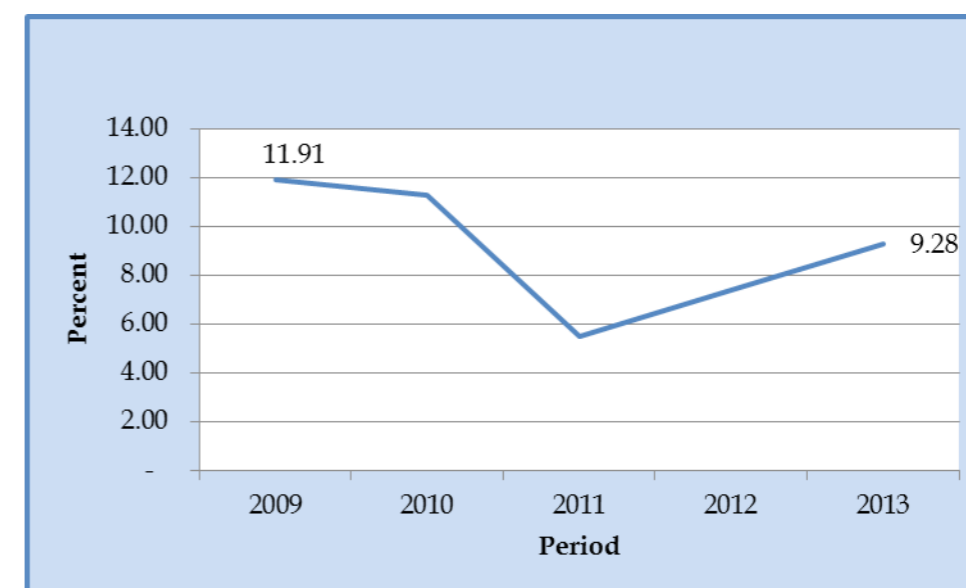


Source: KRA, KNBS & CBK

4.2.3 Re-exports

In 2013, Kenya's re-exports increased by 20.2 percent to US\$ 541.2 million from US\$ 450.2 million recorded in 2012. The share of re-exports to total exports also increased from 7.4 percent in 2012 to 9.3 percent in 2013. The leading re-export destinations were EAC, COMESA and UAE accounting for 44.3 percent, 10.8 percent and 11.7 percent of the total re-exports, respectively.

Figure 4.9: Kenya's Re-exports as percent of Total Exports 2009-2013

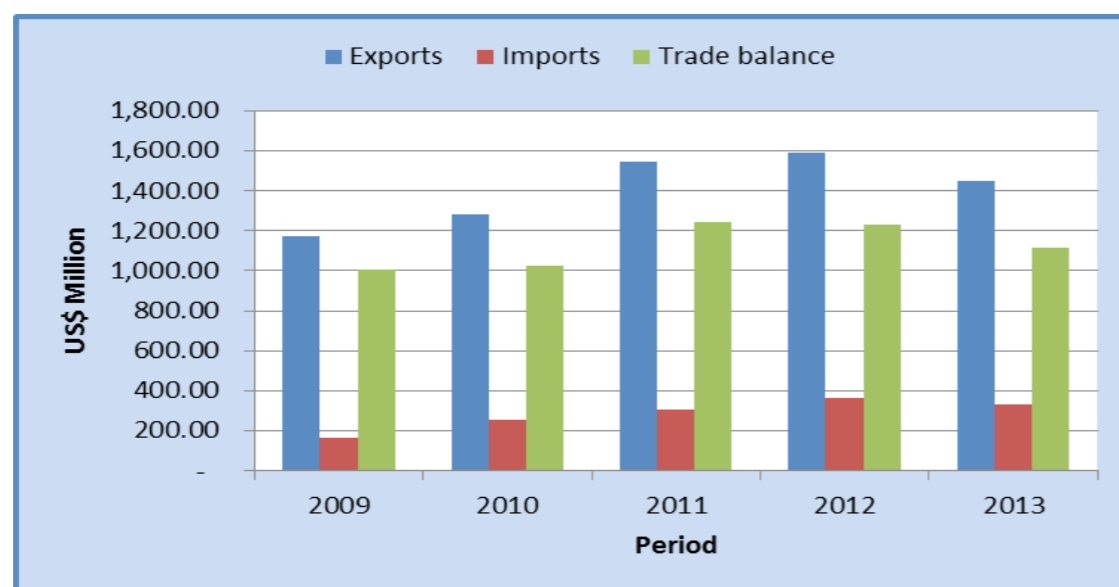


Source: KRA, KNBS & CBK

4.2.4 Intra EAC Trade

In 2013, Kenya's total trade with EAC Partner States decreased by 8.8 percent to US\$ 1,785.5 million from US\$ 1,957.3 million recorded in 2012. Kenya's trade surplus with EAC Partner States also reduced from US\$ 1,228.8 million in 2012 to US\$ 1,116.4 million in 2013. The reduction in trade surplus was mainly attributed to reduction in exports to the EAC region during the review period.

Figure 4.10: Kenya's Trade with EAC Partner States, 2009-2013



Source: KRA, KNBS & CBK

Table 4.3: Kenya's Trade with EAC Partner States, 2009-2013, (US\$ Million)

		2009	2010	2011	2012	2013	Percentage Change				
							2009	2010	2011	2012	2013
Burundi	Imports	1.20	1.83	5.28	3.66	0.61	6.2	52.4	188.8	(30.6)	(83.3)
	Exports	59.43	68.89	66.48	62.67	65.01	40.0	15.9	(3.5)	(5.7)	3.7
	Total Trade	60.63	70.72	71.75	66.33	65.62	34.6	16.6	1.5	(7.6)	(1.1)
	Trade Balance	58.23	67.06	61.20	59.00	64.40	46.0	15.2	(8.7)	(3.6)	9.1
Rwanda	Imports	3.10	5.43	4.75	9.71	11.68	(72.0)	75.1	(12.4)	104.2	20.3
	Exports	123.28	132.97	152.61	190.66	156.75	50.9	7.9	14.8	24.9	(17.8)
	Total Trade	126.38	138.40	157.37	371.62	168.43	49.0	9.5	13.7	136.2	(54.7)
	Trade Balance	120.18	127.54	147.86	180.96	145.08	52.8	6.1	15.9	22.4	(19.8)
Uganda	Imports	57.22	116.45	116.40	180.88	186.78	(15.0)	103.5	(0.0)	55.4	3.3
	Exports	597.80	657.67	855.24	796.24	758.96	22.9	10.0	30.0	(6.9)	(4.7)
	Total Trade	655.02	774.12	971.63	1,411.60	945.75	17.2	18.2	25.5	45.3	(33.0)
	Trade Balance	540.58	541.22	738.84	615.36	572.18	31.1	0.1	36.5	(16.7)	(7.0)
Tanzania	Imports	100.96	133.14	176.45	170.01	135.47	6.4	31.9	32.5	(3.6)	(20.3)
	Exports	388.25	420.45	470.03	543.45	470.23	27.7	8.3	11.8	15.6	(13.5)
	Total Trade	489.21	553.59	646.47	916.89	605.70	22.8	13.2	16.8	41.8	(33.9)
	Trade Balance	287.29	287.31	293.58	373.44	334.77	36.8	0.0	2.2	27.2	(10.4)
Intra-EAC	Imports	162.48	256.84	302.88	364.26	334.54	(4.7)	58.1	17.9	20.3	(8.2)
	Exports	1,168.76	1,279.97	1,544.35	1,593.03	1,450.96	27.8	9.5	20.7	3.2	(8.9)
	Total Trade	1,331.24	1,536.82	1,847.23	1,957.29	1,785.50	22.3	15.4	20.2	6.0	(8.8)
	Trade Balance	1,006.28	1,023.13	1,241.47	1,228.76	334.54	35.9	1.7	21.3	(1.0)	(72.8)

Source: KRA, KNBS & CBK

Intra EAC Imports

In 2013, Kenya's imports from EAC Partner States declined by 8.2 percent to US\$ 334.8 million from US\$ 364.3 million in 2012. During the same period, Imports from Tanzania and Burundi declined by 20.3 percent and 83.3 percent, respectively. The decline was mainly due to reduced imports of maize and raw hides. However, imports from Uganda increased marginally from US\$ 180.9 million in 2012 to US\$ 186.8 million in 2013, while those from Rwanda increased by 20.3 percent to US\$ 11.7 million in 2013.

Intra-EAC Domestic Exports

Kenya's domestic exports to the EAC Partner States declined by 11.9 percent to US\$ 1,211.4 million in 2013 from US\$ 1,375.7 million in 2012. The share of the domestic exports to the EAC Partner States to total domestic exports also declined to 22.9 percent from 24.3 percent over the same period. Uganda was the main destination of Kenya's domestic exports accounting for 11.5 percent followed by Tanzania, which accounted for 7.7 percent of the total domestic exports. Rwanda and Burundi accounted for 2.6 percent and 1.1 percent of the total domestic exports, respectively.

Domestic exports that declined during this period included mineral fuels, iron and steel, pharmaceutical products and animals and vegetable fats. The decline in the exports of mineral fuels was partly due to the closure of the refinery in Mombasa.

Table 4.4: Intra-EAC Exports, 2009-2013 (US\$ million)

Intra-EAC Export Flows	2009	2010	2011	2012	2013
Intra-EAC Domestic Exports	1,040.6	1,138.9	1,396.1	1,375.7	1,211.4
Intra-EAC Re-exports	128.1	141.1	148.2	217.3	239.6
Total Intra-EAC Exports	1,168.8	1,280.0	1,544.4	1,593.0	1,451.0
Percent Share of Intra-Re-exports	11.0	11.0	9.6	13.6	16.5

Source: KRA, KNBS & CBK

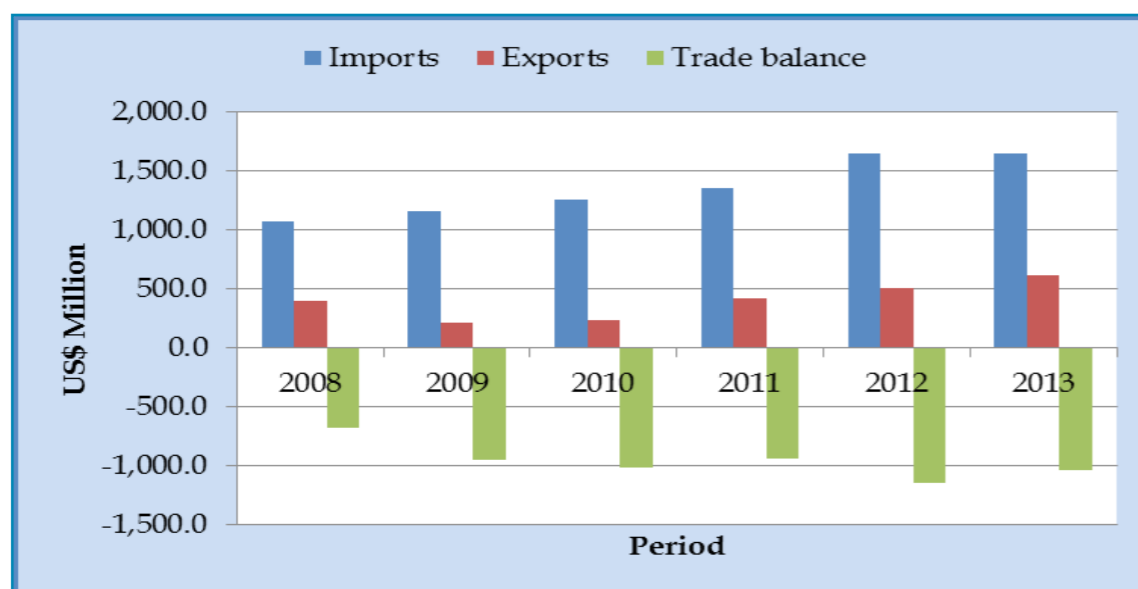
Intra-EAC Re-Exports

In 2013, Kenya's intra-EAC re-exports increased by 10.3 percent to US\$ 239.6 million from US\$ 217.3 million in 2012. The share of re-exports to total exports to the EAC Partner States increased to 16.5 percent from 13.6 percent over the same period. This was mainly due to increased re-exports to Uganda which went up by 27.4 percent to US\$ 151.2 million in 2013. Re-exports to Burundi more than doubled to US\$ 6.2 million in 2013. During the same period, re-exports to Tanzania and Rwanda declined by 10.3 percent and 24.1 percent, respectively.

4.3 Rwanda's International Trade

In 2013, Rwanda's total trade increased by 5.4 percent to US\$ 2,278.9 million from US\$ 2,162.8 million in 2012. Exports increased by 22.2 percent to US\$ 622.0 million in 2013 from US\$ 508.8 million in 2012 while imports increased by 0.2 percent to US\$ 1,658.0 million from US\$ 1,654.1 million during the same period.

Figure 4.11: Rwanda's Total Exports, Imports and Trade Balance, 2009-2013

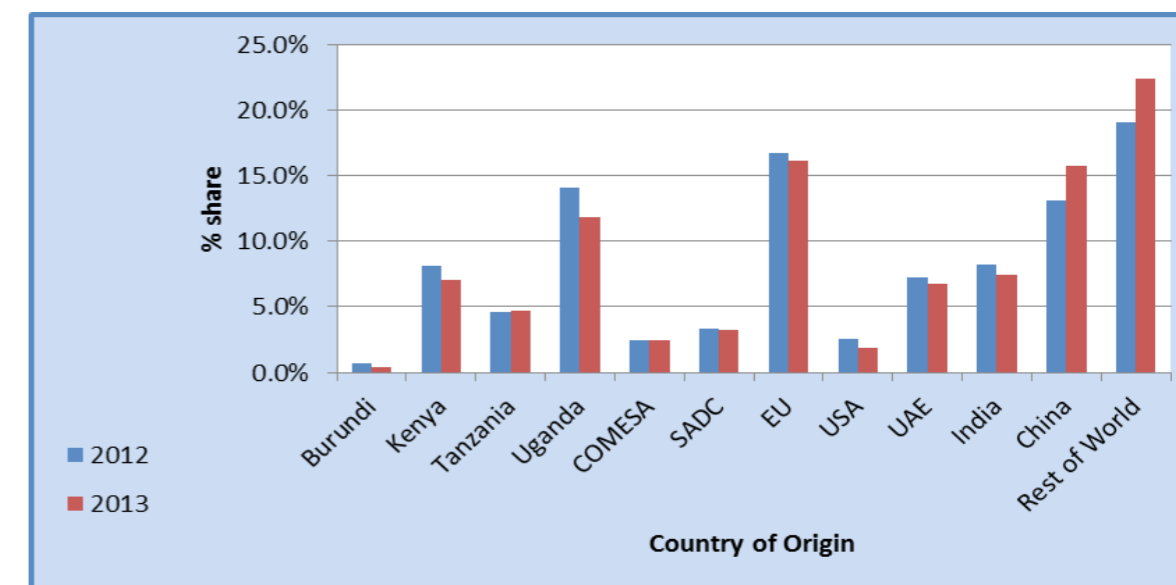


Source: RRA and NISR

4.3.1 Imports

In 2013, Rwanda's imports slightly increased by 0.2 percent to US\$ 1,657.0 million from US\$ 1,654.08 million recorded in 2012. Major imports were medical products, food products, construction material and machinery. The main sources of Rwanda's imports were EAC, EU and China accounting for 24.9 percent, 16.7 percent and 16.6 percent respectively.

Figure 4.12: Rwanda's Imports by Country/Region of Origin

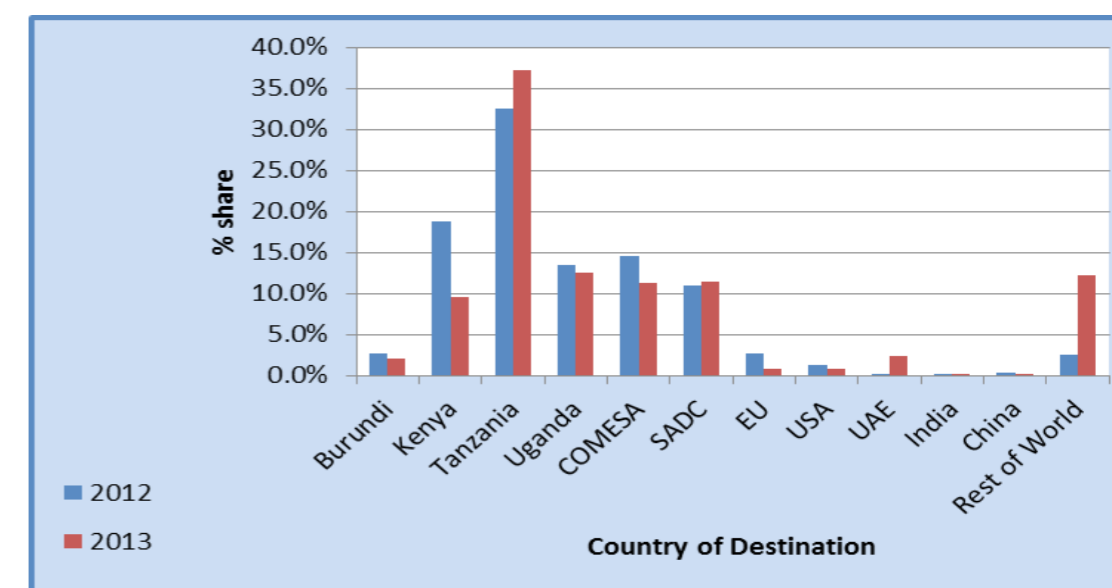


Source: RRA and NISR

4.3.2 Domestic Exports

In 2013, Rwanda's domestic exports increased by 15.2 percent to US\$ 480.2 million from US\$ 416.9 million in 2012. The main domestic exports included tea, coffee and minerals which jointly accounted for 61.3 percent. The minerals were the leading domestic exports which increased by 71.2 percent to US\$ 224.7 million in 2013 from US\$ 131.2 million in 2012. The main destination of domestic exports in 2013 was EAC accounting for 75% of total Rwanda's exports.

Figure 4.13: Rwanda's Domestic Exports by Destination

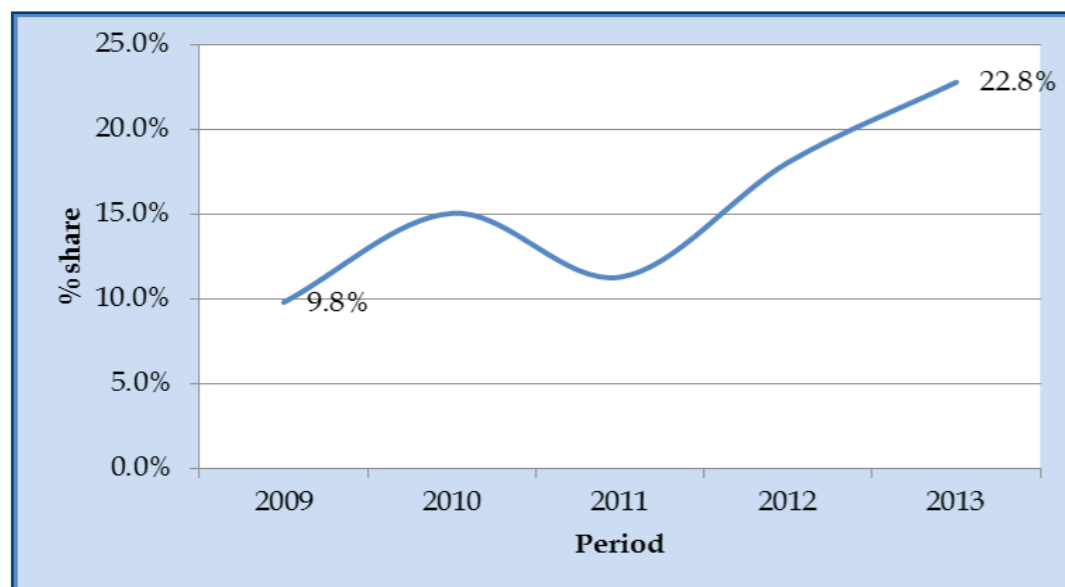


Source: RRA and NISR

4.3.3 Re-exports

The share of Rwanda's re-exports to total exports increased to 22.8 percent in 2013 from 18.1 percent in 2012. The value of re-exports increased by 54.2 percent to US\$ 141.7 million in 2013 from US\$ 91.9 million recorded in 2012. The main re-exports included petroleum fuels and motor vehicles that accounted for 59.5 percent of total re-export in 2013.

Figure 4.14: Share of Rwanda's Re-exports to Total Exports, 2009-2013

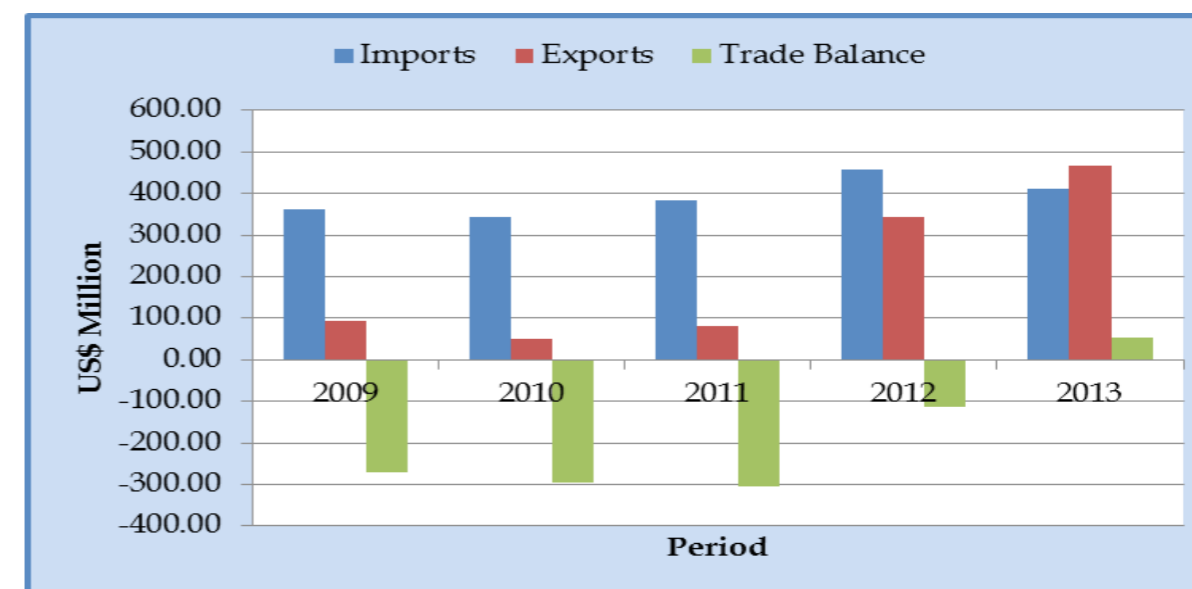


Source: RRA and NISR

4.3.4 Intra EAC Trade

In 2013, Rwanda's total trade with EAC increased by 9.8 percent to US\$ 879.5 million from US\$ 801.3 million recorded in 2012. Tanzania was Rwanda's main trading partner in 2013 with 40.5 percent, followed by Uganda (33.1 percent), Kenya (23.2 percent) and Burundi (3.2 percent). The share of Rwanda's trade with EAC increased from 37.0 percent in 2012 to 38.6 percent in 2013.

Figure 4.15: Rwanda's Trade with EAC Partner States, 2009-2013



Source: RRA and NISR

Table 4.5: Rwanda's Trade with EAC Partner States, 2009-2013, (US\$ million)

		2009	2010	2011	2012	2013	Percent change				
							2009	2010	2011	2012	2013
Burundi	Imports	4.31	1.53	3.62	10.93	7.26	21.07	-64.57	136.85	202.27	-33.60
	Exports	5.02	3.91	8.52	13.63	20.81	-9.06	-22.12	117.90	60.00	52.65
	Total trade	9.33	5.44	12.14	24.56	28.06	2.75	-41.73	123.22	102.40	14.26
	Trade Balance	0.71	2.38	4.90	2.70	13.55	-63.78	235.58	105.75	-44.96	402.06
Kenya	Imports	152.69	123.49	118.40	135.21	121.26	18.40	-19.13	-4.12	14.20	-10.32
	Exports	82.2	38.80	63.85	95.55	83.00	162.54	-52.79	64.53	49.66	-13.14
	Total trade	234.89	162.29	182.25	230.77	204.25	46.56	-30.91	12.30	26.62	-11.49
	Trade Balance	-70.5	-84.68	-54.56	-39.66	-38.26	-27.80	20.12	-35.57	-27.31	-3.52
Tanzania	Imports	54.62	65.50	73.90	76.95	80.90	113.78	19.92	12.83	4.13	5.13
	Exports	1.16	2.09	1.55	165.72	275.40	38.10	80.21	-25.94	10604.50	66.19
	Total trade	55.78	67.59	75.45	242.67	356.30	111.37	21.17	11.63	221.64	46.83
	Trade Balance	-53.46	-63.41	-72.35	88.77	194.50	116.26	18.61	14.11	-222.69	119.11
Uganda	Imports	151.83	154.04	189.14	234.73	203.07	4.52	1.46	22.78	24.11	-13.49
	Exports	4.79	5.62	7.24	68.56	87.78	-15.96	17.30	28.87	846.89	28.03
	Total trade	156.62	159.66	196.38	303.29	290.86	3.75	1.94	23.00	54.44	-4.10
	Trade Balance	-147.04	-148.42	-181.90	-166.17	-115.29	5.37	0.94	22.55	-8.64	-30.62
Intra EAC	Imports	363.46	344.55	385.06	457.83	412.49	19.82	-5.20	11.76	18.90	-9.90
	Exports	93.17	50.42	81.15	343.46	466.99	114.83	-45.88	60.95	323.23	35.96
	Total trade	456.63	394.97	466.21	801.29	879.48	31.71	-13.50	18.04	71.87	9.76
	Trade Balance	-270.28	-294.13	-303.90	-114.37	54.49	3.97	8.82	3.32	-62.37	-147.65

Source: RRA and NISR

Intra EAC Imports

Rwanda's imports from EAC Partner States decreased by 9.9 percent to US\$ 412.5 million in 2013 from US\$ 457.8 million recorded in 2012. The main sources of Rwanda's imports were Uganda and Kenya with a share of 49.2 percent and 29.4 percent respectively. The main imports from Uganda included fats, salt, soaps, textiles, iron and steel, cereals and sugar while from Kenya were iron and steel, fats, fuels and pharmaceutical products.

Intra EAC Domestic Exports

Exports to EAC Partner States increased by 21.9 percent from US\$ 312.4 million in 2012 to US\$ 380.7 million in 2013. Rwanda's exports to Tanzania increased from US\$161.7 million in 2012 to US\$ 231.9 million in 2013 while exports to Kenya decreased from US\$ 85.8 million in 2012 to US\$ 58.9 million in 2013. Exports to Uganda increased from US\$ 55.3 million in 2012 to US\$ 77.7 million in 2013 while exports to Burundi registered an increase of 32.0 percent from US\$ 9.6 million in 2012 to US\$ 9.6 million in 2013.

Table 4.6: Intra-EAC Exports, 2009-2013 (US\$ million)

Intra-EAC export flows	2009	2010	2011	2012	2013
Intra-EAC Domestic Exports	88.31	45.37	71.12	312.34	380.66
Intra-EAC Re-exports	4.87	5.05	10.04	31.12	86.30
Total Intra-EAC Exports	93.17	50.42	81.15	343.46	466.96
Percent Share of Intra-Re-exports	5.22	10.02	12.37	9.06	18.48

Source: RRA and NISR

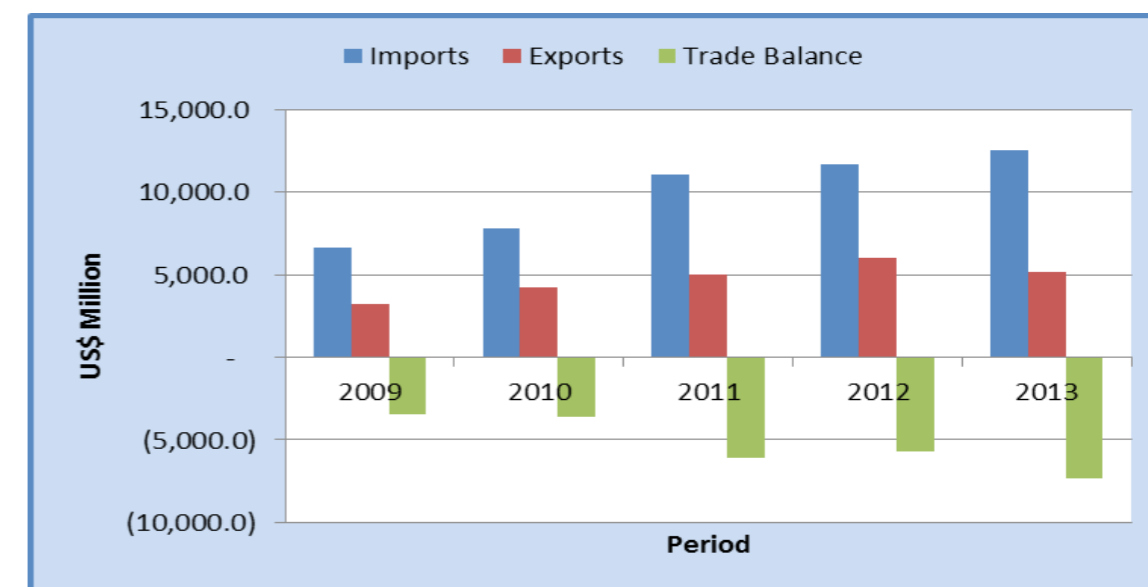
Intra EAC Re-Exports

Rwanda's re-exports to the EAC Partner States increased to US\$ 86.3 million in 2013 from US\$ 31.1 million recorded in 2012. The main re-exports to EAC comprised of mineral fuels and vehicles.

4.4 Tanzania's International Trade

In 2013, Tanzania total trade declined by 0.4 percent to US\$ 17,699.0 million mainly due to a reduction of exports. The trade deficit widened by 29.7 percent to US\$ 7,351.0 million compared to the deficit of US\$ 5,669.3 million in 2012. This was mainly due to growth in imports, which grew by 6.9 percent whereas exports declined by 14.5 percent in 2013.

Figure 4.16: Tanzania's Exports, Imports and Trade Balance, 2009-2013

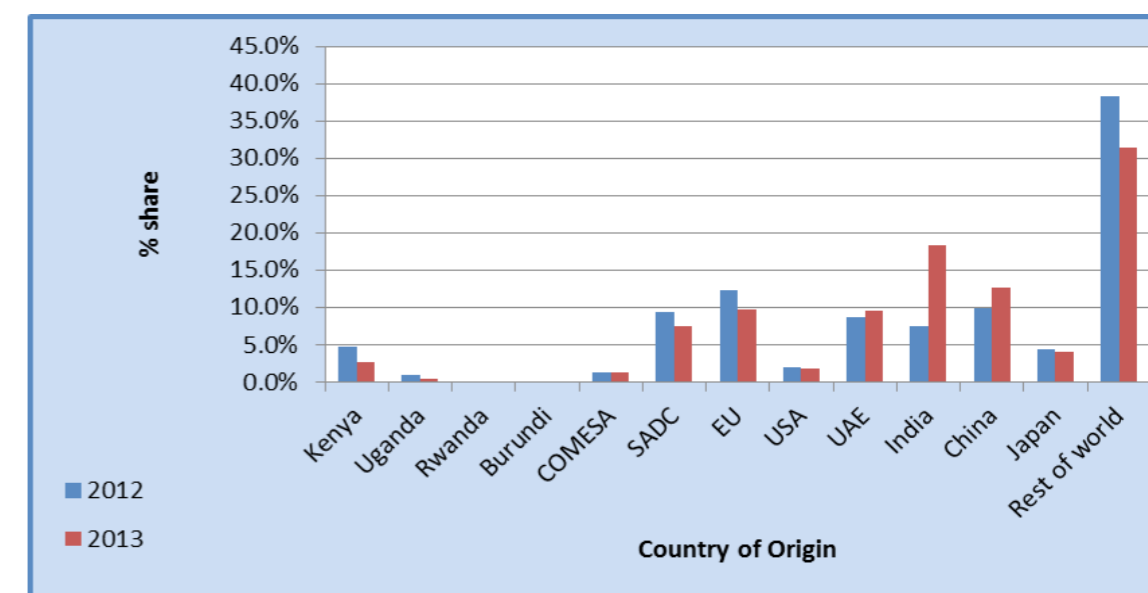


Source: TRA and NBS

4.4.1 Imports

In 2013, the value of total imports increased to US\$ 12,525.0 million from US\$ 11,718.0 million recorded in 2012. The increase was as a result of volume of imported oil which grew by 25.1 percent to 4.4 million litres in 2013 due to rising demand. Oil imports accounted for 34.4 percent of total import bill in 2013.

Figure 4.17: Tanzania's Imports by Country/Region of Origin



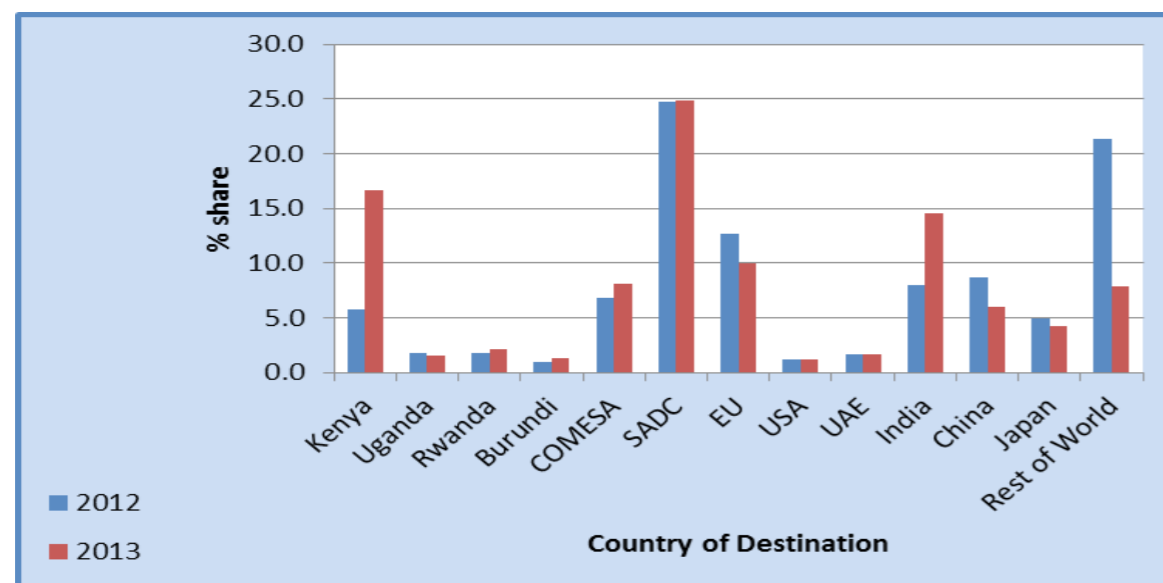
Source: TRA and NBS

4.4.2 Domestic Exports

The value of Tanzania's domestic exports declined by 17.7 percent to US\$ 4,412.4 million in 2013 from US\$ 5,361.4 million recorded in 2012. The reduction was largely attributed to a 22.3 percent decline in gold exports to US\$ 1,644.8 million in 2013 from US\$ 2,117.4 million in 2012. The value of gold exports declined following a fall in both volume and export unit price. Despite the decline, gold continued to dominate accounting for 36.0 percent of domestic exports followed by manufactured goods and traditional exports which accounted for 23.4 percent and 19.0 percent respectively. The leading destinations for the country's domestic exports in 2013 were SADC (24.8%), EAC (21.6%), India (14.5%) and EU (10%).

0.4%
decline in Tanzania's
Total Trade

Figure 4.18: Tanzania's Domestic Exports by Destination

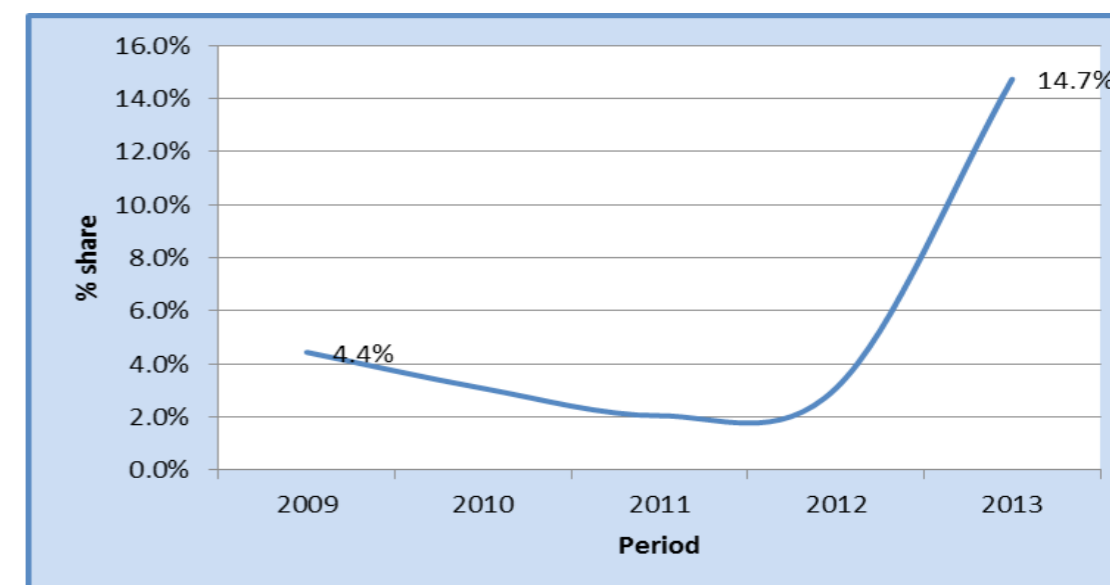


Source: TRA and NBS

4.4.3 Re-exports

In 2013, Tanzania's re-exports increased by 301.1 percent to US\$ 762.0 million from US\$ 185.8 million recorded in 2012. The major re-exported commodities which included machinery parts, petroleum gases, floating docks and white petroleum products. Most of the re-exports were destined to Kenya, accounting for 83.3 percent of total value of Tanzania's re-exports in 2013.

Figure 4.19: Share of Tanzania's Re-exports to Total Exports, 2009-2013

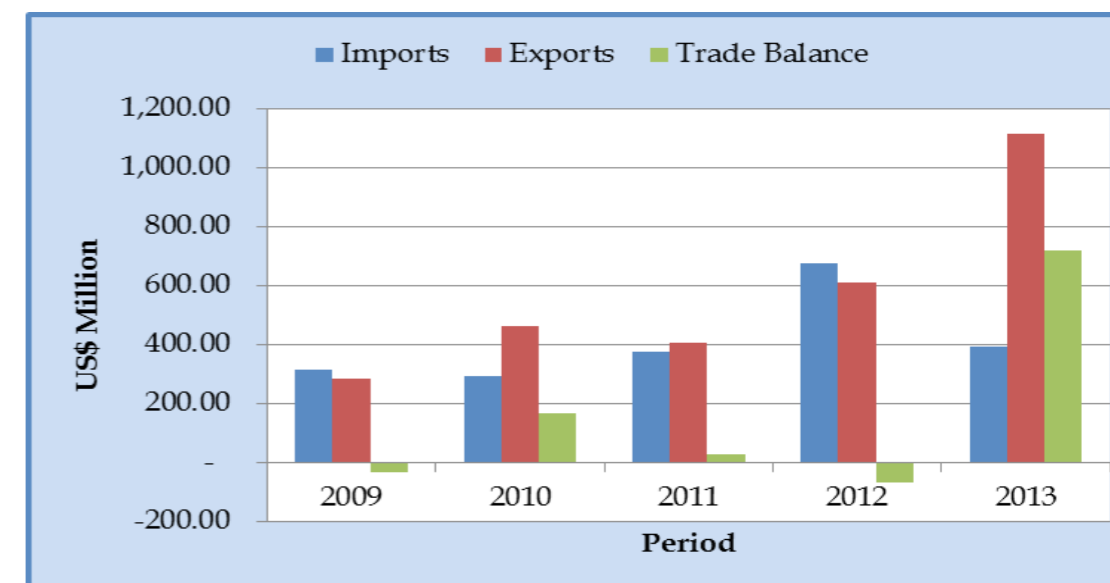


Source: TRA and NBS

4.4.4 Tanzania's Intra-EAC Trade

The Tanzania's trade with EAC Partner States increased to US\$ 1,515.0 million in 2013 from US\$ 1,291.9 million in 2012. The increase was driven by a rise in both imports and exports. During 2013, Tanzania registered trade surplus with all Partner States amounting to US\$ 721.0 million compared to a deficit of US\$ 65.3 million in 2012. Kenya remained the major trading partner accounting for 79.2 percent followed by Uganda, Rwanda and Burundi with shares of 8.8 percent, 7.3 percent and 4.6 percent respectively.

Figure 4.20: Tanzania's Trade with EAC Partner States, 2009-2013



Source: TRA and NBS

Table 4.7: Tanzania's Trade with EAC Partner States, 2009-2013, (US\$ million)

	2009	2010	2011	2012	2013	% change					
						2009	2010	2011	2012	2013	
Kenya	Imports	304.5	276.0	339.3	564.2	336.00	(25.4)	(9.3)	22.9	66.3	(40.5)
	Exports	192.9	210.4	221.4	349.7	864.00	(23.4)	9.1	5.2	58.0	147.1
	Total trade	497.4	486.4	560.7	913.9	1,200.0	(24.6)	(2.2)	15.3	63.0	31.3
	Trade Balance	-111.6	-65.6	-118.0	-214.6	528.0	(28.7)	(41.2)	79.9	81.9	(346.1)
Uganda	Imports	12.1	17.9	36.4	108.3	58.00	(29.1)	47.3	103.7	197.4	(46.5)
	Exports	51.7	60.4	52.6	103.2	76.00	(12.1)	16.9	(12.8)	96.0	(26.3)
	Total trade	63.8	78.3	89.1	211.5	134.0	(15.9)	22.7	13.8	137.5	(36.6)
	Trade Balance	39.5	42.5	16.2	-5.2	18.0	(5.0)	7.6	(61.9)	(132.0)	(447.2)
Burundi	Imports	0.31	0.60	0.78	3.89	2.00	(27.5)	92.8	30.0	398.6	(48.6)
	Exports	24.6	37.1	39.9	54.6	68.00	-	50.5	7.5	37.0	24.5
	Total trade	24.9	37.7	40.6	58.5	70.0	5,713.9	51.0	7.9	44.0	19.7
	Trade Balance	24.3	36.5	39.1	50.7	66.0	(5,768.8)	50.0	7.1	29.8	30.1
Rwanda	Imports	0.02	1.4	1.6	2.1	1.00	(61.6)	7,202.7	12.1	34.1	(52.8)
	Exports	15.8	86.4	95.2	105.8	110.00	-	446.6	10.2	11.2	3.9
	Total trade	15.8	87.8	96.7	108.0	111.0	31,387.5	454.8	10.2	11.6	2.8
	Trade Balance	15.8	85.0	93.6	103.7	109.0	(31,510.7)	438.3	10.1	10.8	5.1
Intra-EAC**	Imports	316.9	295.9	378.1	678.6	397.0	(25.6)	(6.6)	27.8	79.5	(41.5)
	Exports	285.0	394.3	409.0	613.3	1,118.0	(8.2)	38.3	3.7	49.9	82.3
	Total trade	601.9	690.2	787.1	1,291.9	1,515.0	(18.2)	14.7	14.1	64.1	17.3
	Trade Balance	-31.9	98.4	30.9	-65.3	721.0	(72.3)	(408.1)	(68.6)	(311.4)	(1,204.2)

Source: TRA and NBS

Intra EAC Imports

In 2013, Tanzania's intra EAC imports declined to US\$ 397.0 million from US\$ 678.6 million in 2012.. Imports that recorded significant decrease in value from EAC Partner States include parts of machinery and mechanical appliances; plastic and pharmaceutical products. However, pharmaceutical products remained one of the major Tanzania imports from other EAC Partner States. Other major items imported from the region included soaps, sugar confectionary, edible oil, insecticides, stoppers and caps of base metal.

Intra EAC Domestic Exports

Tanzania's domestic exports to EAC Partner States increased to US\$ 1,118.0 million in 2013 from US\$ 613.3 million recorded in 2012. Kenya was the major destination accounting for 77.3 percent of Tanzania's domestic exports to EAC Partner States. During the period, Tanzania exports to Kenya increased by 147.1 percent to US\$ 864.0 million from US\$ 349.7 million recorded in 2012. The major items exported to Kenya included cereals, petroleum products, edible fruits and nuts and paper and paper boards. Exports to Burundi rose by 24.5 percent to US\$ 68.0 million while those to Rwanda increased by 3.9 percent to US\$ 110.0 million. However, domestic exports to Uganda declined by 26.3 percent to US\$ 76.0 million in 2013 from US\$ 103.2 million in 2012.

Table 4.8: Tanzania's Intra-EAC Exports, 2009-2013 (US\$ million)

Intra-EAC export flows	2009	2010	2011	2012	2013
Intra EAC Domestic Exports	272.09	400.94	362.73	519.81	419.5
Intra EAC Re-exports	12.90	61.72	46.27	93.49	698.5
Intra EAC Total Exports	284.99	462.66	409.00	613.30	1,118.00
Percent Share of Intra-Re-exports	4.53	13.34	11.31	15.24	62.48

Source: TRA and NBS

Intra EAC Re-Exports

In 2013, Tanzania's re-exports to EAC Partner States increased significantly to US\$ 698.5 million from to US\$ 93.5 million recorded in 2012. The major destination of Tanzania's re-exports included Kenya (US\$ 635.0 million) and Rwanda (US\$ 31.0 million). The major re-exports included; machinery and parts, petroleum gases, fertilizer and iron and steel.

4.5 Uganda's International Trade

In 2013, Uganda's total trade decreased by 2.1 percent to US\$ 8,225.2 million. This was attributed to a decrease of 3.7 percent in imports. Exports increased from US\$ 2,357.5 million in 2012 to US\$ 2,407.7 million in 2013 on account of an increase in international commodity prices and increased demand as the global economy continued to recover. Imports decreased from US\$ 6,042.8 million in 2012 to US\$ 5,817.5 million in 2013, this was attributed decline in international petroleum prices.

For the period under review, imports from India increased by 23.2 percent to US\$ 1,560 million, while exports decreased by 3.5 percent to US\$ 14 million. With the exception of COMESA (excluding Rwanda, Burundi and Kenya), Uganda continued to register trade deficits with other regional trade blocs. In 2013, Uganda's trade surplus with COMESA (excluding Rwanda, Burundi and Kenya), stood at US\$ 433 million, which was a decrease of 24.9 percent, when compared to the surplus recorded in 2012.

In 2013, Uganda's trade deficit with India and Japan worsened by 23.5 percent and 2.8 percent to US\$ 1,546 million and US\$ 327 million respectively, while trade deficit with China improved by 10.8 percent to US\$ 584 million. Trade deficit with EU worsened by 2.9 percent to US\$ 248 million, with UK accounting for 22.5 percent of the deficit. The other trading partners with which Uganda recorded trade deficits were USA and UAE estimated at US\$ 84 million and US\$ 305 million respectively. The deteriorating trade balance was due to continued export of primary products, import of high valued manufactured consumer goods, petroleum products amid limited penetration and access to new markets. Figure 4.21 summarises the developments of Uganda's international trade.

Figure 4.21: Uganda's Total Exports, Imports and Trade Balance, 2009 -2013



Source: UBOS, BOU and URA

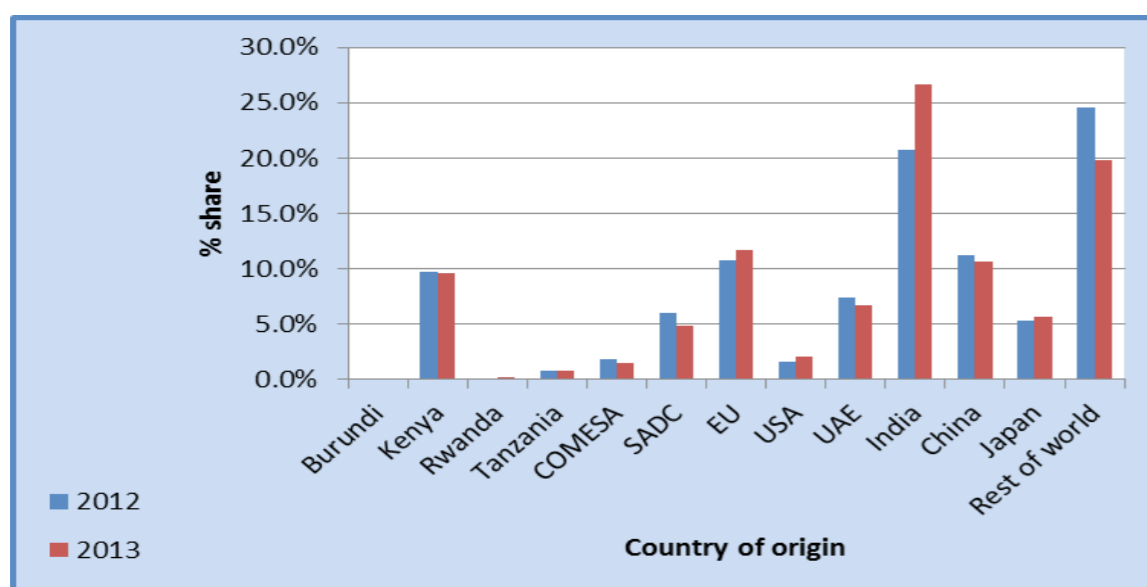
4.5.1 Imports

Uganda's imports decreased by 3.7 percent from US\$ 6,402.8 million in 2012 to US\$ 5,817.5 million in 2013 mainly attributable to falling demand for vehicles, machinery and equipment. The major items imported into Uganda included; petroleum products, motor vehicles, machinery, cereals, telecommunication equipment, medical & pharmaceutical products and iron & steel. The major sources of Uganda's imports were India, China, EU, Kenya, United Arab Emirates and Japan.

2013

Uganda's imports decrease by 3.7%

Figure 4.22: Uganda's Imports by country /Region of origin.

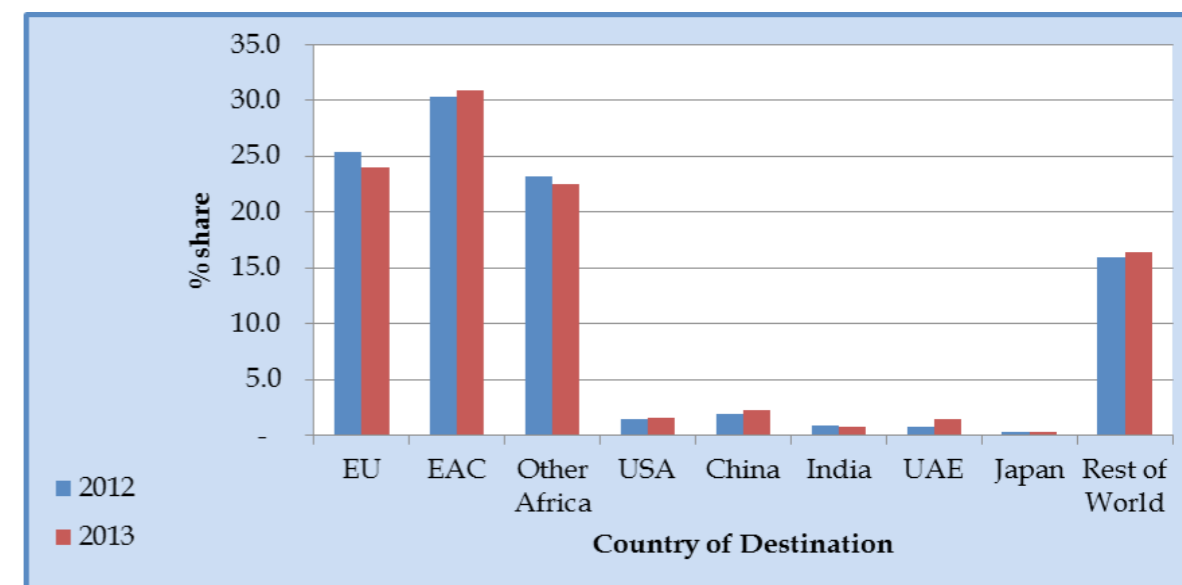


Source: UBOS, BOU and URA

4.5.2 Domestic Exports

In 2013, Uganda's domestic exports increased by 8.8 percent to US\$ 1,701.7 million from US\$ 1,563.7 million in 2012. The major regional destination of Uganda's domestic exports included EAC and EU countries accounting for 31 percent and 24 percent respectively. The share of exports to EAC region increased from 30 percent in 2012 to 31 percent in 2013. The value of domestic exports to EAC region grew by 10.8 percent from US\$ 474 million in 2012 to US\$ 525 million in 2013. The major domestic products exported in 2013 included coffee, tea, fish, cement, tobacco and cotton.

Figure 4.23: Uganda's Percent Share of Domestic Exports by Destination

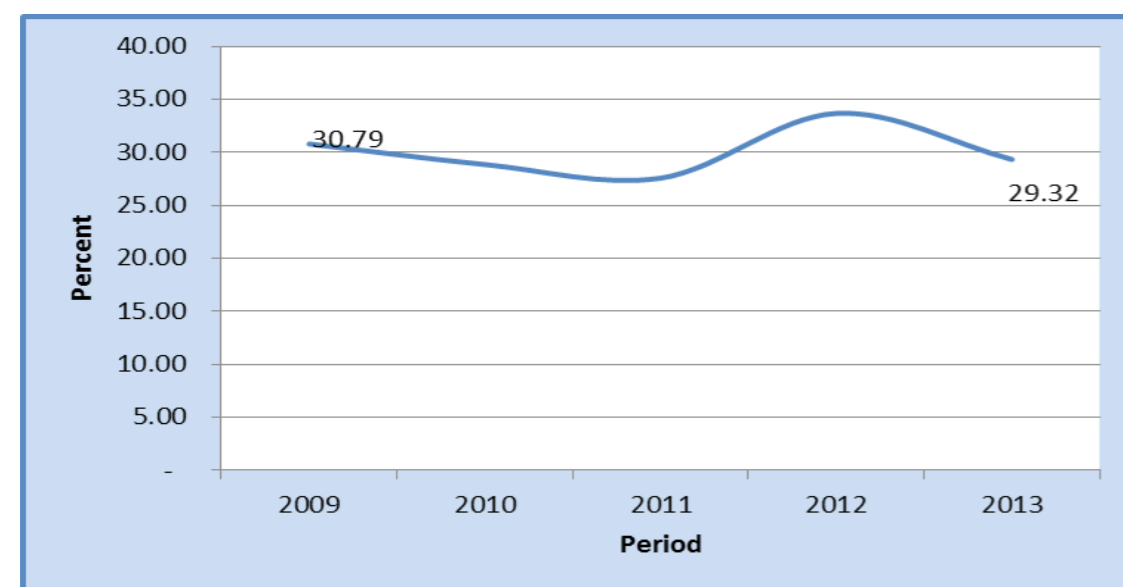


Source: UBOS, BOU and URA

4.5.3 Re-Exports

Uganda's re-exports decreased by 11.1 percent to US\$ 706 million in 2013 from US\$ 794 million recorded in 2012. The main items re-exported included; telephones, petroleum products, sugar & confectionary, rice and animal & vegetable fats & oil. Total re-exports accounted for 29.3 percent of Uganda's total exports. Figure 4.24 shows trends of the proportion of re-exports to total exports.

Figure 4.24: Uganda's Re-exports as a percent of Total Exports 2009-2013



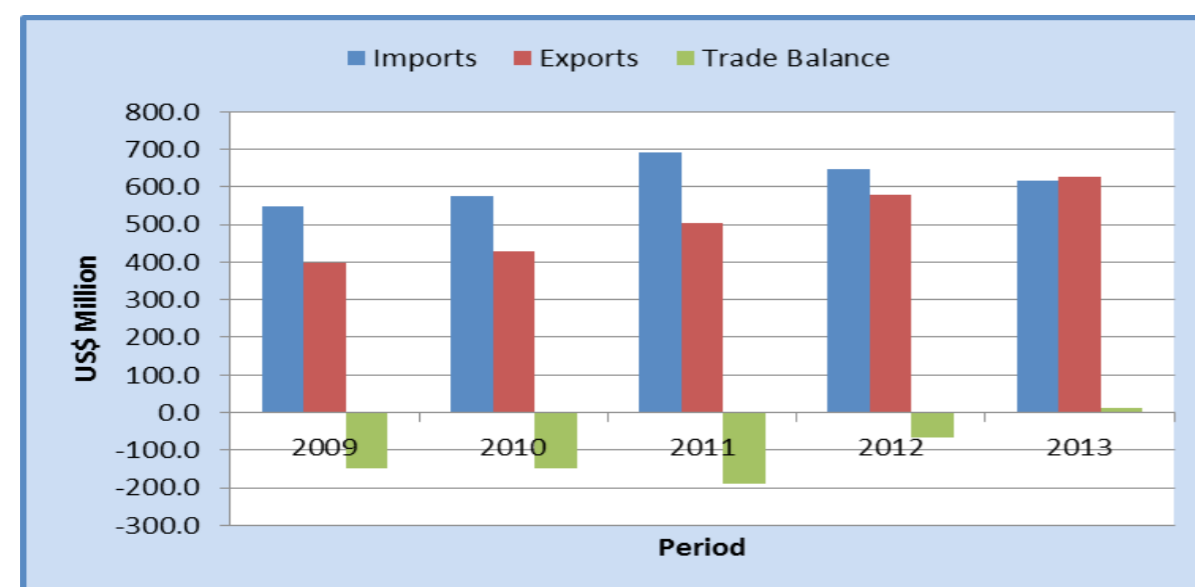
Source: UBOS, BOU and URA

4.5.4 Intra EAC Trade

In 2013, Uganda's total trade with EAC Partner States increased by 1.4 percent to US\$ 1,244 million on account of an increase in exports. Uganda's trade with EAC Partner States improved from a deficit of US\$ 67 million in 2012 to a surplus of US\$ 11 million in 2013. The trade surplus is explained by an increase in exports and a decrease in Imports with EAC partner states. Figure 4.25 summarises the trend of Uganda's intra EAC exports, imports and trade balance.

1.4%
increase in Uganda's
Intra-EAC Trade

Figure 4.25: Uganda's Trade with EAC Partner States, 2009-2013



Source: UBOS, BOU and URA

Table 4.9: Uganda's Trade with EAC Partner States, 2009-2013 (US\$ million)

		2009	2010	2011	2012	2013	% Change				
							2009	2010	2011	2012	2013
Burundi	Imports	0.43	1.1	2.2	1.4	0.5	(53.1)	154.8	101.4	(35.1)	(68.1)
	Exports	55.76	51.3	41.5	46.1	48.7	22.9	(7.9)	(19.3)	11.2	5.7
	Total trade	56.19	52.4	43.6	47.5	49.2	21.4	(6.7)	(16.8)	8.9	3.5
	Trade Balance	55.33	50.2	39.3	44.7	48.3	24.4	(9.2)	(21.9)	13.8	8.1
Rwanda	Imports	3.07	7.4	7.9	5.4	7.4	6.7	140.6	6.6	(32.0)	38.0
	Exports	135.29	149.3	193.5	226.1	216.3	(1.2)	10.4	29.6	16.8	(4.3)
	Total trade	138.37	156.7	201.4	231.5	223.7	(1.0)	13.3	28.5	14.9	(3.4)
	Trade Balance	132.22	142.0	185.6	220.7	208.9	(1.3)	7.4	30.8	18.9	(5.4)
Kenya	Imports	502.66	511.5	644.6	590.2	562.8	(1.7)	1.8	26.0	(8.4)	(4.6)
	Exports	173.97	190.3	226.6	254.1	314.4	5.7	9.4	19.1	12.1	23.8
	Total trade	676.63	701.8	871.2	844.3	877.2	0.1	3.7	24.1	(3.1)	3.9
	Trade Balance	(328.69)	(321.2)	(418.0)	(336.1)	(248.4)	(5.2)	(2.3)	30.1	(19.6)	(26.1)
Tanzania	Imports	40.80	56.5	38.0	50.0	45.9	(26.5)	38.6	(32.8)	31.6	(8.1)
	Exports	33.76	37.6	42.2	54.0	48.0	10.6	11.4	12.2	28.0	(11.2)
	Total trade	74.56	94.1	80.2	104.0	93.9	(13.3)	26.3	(14.8)	29.7	(9.7)
	Trade Balance	(7.04)	(18.9)	4.2	4.1	2.0	(71.8)	168.9	(122.4)	(4.4)	(49.9)
Intra-EAC**	Imports	546.95	576.5	692.6	646.9	616.6	(4.1)	5.4	20.1	(6.6)	(4.7)
	Exports	398.79	428.6	503.7	580.3	627.4	5.7	7.5	17.5	15.2	8.1
	Total trade	945.75	1,005.1	1,196.4	1,227.2	1,244.0	(0.2)	6.3	19.0	2.6	1.4
	Trade Balance	-148.16	(147.9)	(188.9)	(66.7)	10.8	(23.3)	(0.1)	27.7	(64.7)	(116.2)

Source: UBOS, BOU, URA

Intra EAC Imports

Uganda's imports from EAC Partner States decreased by 4.7 percent from US\$ 646.9 million in 2012 to US\$ 616.6 million in 2013. The share of imports from EAC Partner States to Uganda's total imports declined from 10.7 percent in 2012 to 10.6 percent in 2013.

Kenya remained Uganda's main source of imports accounting for 91.2 percent of Uganda's Intra-EAC imports valued at US\$ 562 million in 2013. The main imports from Kenya included; petroleum products, cement, cigarettes, beer made from malt, salt, paper and its products, iron and steel, plastics and pharmaceutical products.

Imports from Tanzania decreased from US\$ 50 million recorded in 2012 to US\$ 45.9 million in 2013. The major items imported from Tanzania included; textiles, petroleum products, cereals and spirits. Uganda's imports from Rwanda increased from US\$ 5.4 million in 2012 to US\$ 7.4 million in 2013 while those from Burundi declined from US\$ 1.4 million to US\$ 0.5 million during the same period under review.

Intra EAC Domestic Exports

Uganda's domestic exports to the EAC Partner States rose by 10.8 percent to US\$ 525 million in 2013 from US\$ 474 million recorded in 2012. Domestic exports to Kenya accounted for 51.0 percent of total domestic exports to EAC region and posted a growth rate of 25.1 percent having risen from US\$ 214 million in 2012 to US\$ 268 million in 2013. The major items exported to Kenya included; tea, sugar,

maize and tobacco. Domestic exports to Rwanda decreased by 2.7 percent to US\$ 183 million in 2013, while those to Tanzania decreased by 15.0 percent to US\$ 32 million. However, domestic exports to Burundi increased by 24.9 percent to US\$ 42 million in 2013 compared to what was recorded in 2012.

Table 4.10: Intra-EAC Exports, 2009-2013 (US\$ million)

Intra-EAC export flows	2009	2010	2011	2012	2013
Intra EAC Domestic Exports	329.85	350.98	426.82	473.62	525.03
Intra EAC Re-exports	68.94	77.61	76.92	106.64	102.39
Intra EAC Total Exports	398.79	428.59	503.74	580.27	627.42
Percent Share of Intra-Re-exports	17.29	18.11	15.27	18.38	16.32

Source: URA, BOU and UBOS

Intra EAC Re-Exports

In 2013, Uganda's re-exports to EAC Partner States stood at US\$ 102.4 million representing a decrease of 4.0 percent compared to what was recorded in 2012. Kenya and Rwanda were the major destinations, with re-exports valued at US\$ 47 million and US\$ 33 million respectively. The major re-exports included; glass & glassware, plastics, vehicles, sugar, iron & steel and cereals.



CHAPTER 5

SPECIAL CATEGORY CONSIDERATIONS WITHIN THE EAC CUSTOMS UNION



5.1 Exemptions and Remissions

During 2013, all EAC Partner States with exception of Tanzania recorded a decline in import levels of goods under exemptions and remissions regime. This is a positive development compared to 2012 where only Uganda recorded a decline in the value of imported goods eligible for exemptions and remissions. Most imported goods under exemptions and remissions regime included goods for investment projects, aid funded projects, charitable organizations and embassies & consulate goods.

Table 5.1: Total Exemptions and Remissions granted by EAC Partner States, 2009–2013 (US\$ million)

Partner States	Heading	2009	2010	2011	2012	2013	% age Change	
							2012	2013
Uganda	Value of Exemptions	503.7	535.5	374.5	323.20	591.63	(13.69)	83.05
	Revenue Foregone	56.2	65.4	70.3	88.94	130.77	26.57	47.03
	Total Trade Taxes	1,027.20	1056.6	1122.5	1,188.67	1,285.85	5.89	8.18
	Percent Foregone	5.2	5.8	5.9	6.96	9.23	18.17	32.60
Tanzania	Value of Exemptions	1,922.40	1,880.50	2,032.82	2,682.98	3,940.80	31.98	46.88
	Revenue Foregone	451.12	339.13	483.2	670.97	1,131.90	38.86	68.70
	Total Trade Taxes	1,414.93	1,518.40	1,600.16	1,800.48	2,108.81	12.52	17.13
	Percent Foregone	24.2	18.3	23.2	27.15	34.93	17.05	28.65
Kenya	Value of Exemptions	2,705.30	2,932.53	3,620.81	4,421.65	3,621.04	22.12	(18.11)
	Revenue Foregone	644.4	601.71	787.03	934.04	838.50	18.68	(10.23)
	Total Trade Taxes	2,385.80	2,625.31	2,640.35	2,990.15	3,162.98	13.25	5.78
	Percent Foregone	21.3	18.65	22.96	23.80	20.95	3.64	(11.95)
Rwanda	Value of Exemptions	481.85	478.97	501.80	780.39	671.06	55.52	(14.01)
	Revenue Foregone	152.94	127.94	134.93	193.92	169.06	43.72	(12.82)
	Total Trade taxes	230.54	239.31	284.47	301.39	310.29	5.95	2.95
	%age Foregone	66.34	53.46	47.43	64.34	54.49	35.65	(15.32)
Burundi	Value of Exemptions	113.75	143.31	173.80	528.26	369.83	203.95	(29.99)
	Revenue Foregone	12.01	51.32	59.12	120.19	70.83	103.29	(41.07)
	Total Trade taxes	133.54	223.95	349.68	149.56	124.80	(57.23)	(16.55)
	%age Foregone	8.99	22.92	16.91	80.36	56.75	375.32	(29.38)

Source: Revenue authorities and National Statistics offices of Partner States

Burundi

In Burundi, the value of goods imported under exemptions and remissions regime declined by 30.0 percent to US\$ 369.8 million in 2013 from US\$ 528.3 million recorded in 2012. Similarly, revenue foregone declined by 41.1 percent from US\$ 120.2 million in 2012 to US\$ 70.8 million in 2013.

Kenya

In Kenya, the value of goods imported under exemptions and remissions regime decreased by 18.1 percent to US\$ 3,621 million in 2013 from US\$ 4,421.7 million recorded in 2012. Similarly, revenue foregone decreased by 10.2 percent from US\$ 934 million in 2012 to US\$ 835.5 million in 2013. The decrease in value of imports under exemptions and remissions was on account of decline in imports under the Export Promotion Programmes Office (EPPO); decline in Aircraft specialised equipment and spare parts during the review period.

Rwanda

Rwanda's Imports under exemptions regime decreased by 14.0 percent from US\$ 780.4 million in 2012 to US\$ 671.1 million in 2013 while revenue foregone decreased by 12.8 percent from US\$ 193.2 million in 2012 to US\$ 169.1 million in 2013.

Tanzania

In Tanzania, the value of goods imported under exemptions and remissions regime increased by 46.9 percent to US\$ 3,940.8 million in 2013 from US\$ 2,683.0 million recorded in 2012. Consistent with the increase in value of exempted goods, revenue foregone also increased by 68.7 percent to US\$ 1,131.9 million in 2013 compared to what was recorded in 2012. The major goods imported under the exemption regime included raw materials for industrial use; machinery spares mostly for the mining sector, vehicles, clinker for cement, equipment for construction projects particularly roads and gas.

Uganda

During 2013, the value of imports under exemption and remissions regime increased from US\$ 323.2 million in 2012 to US\$ 591.6 million in 2013. Similarly, revenue forgone as a result of the exemptions increased to US\$ 130.8 million from US\$ 88.9 million recorded in 2012. The major goods imported under the exemption regime included furnishing articles, sorghum, instruments and appliances used in medical, and mineral or chemical fertilizers

5.2 Sensitive Goods

During 2013, the value of imported sensitive goods by EAC Partner States declined by 20.0 percent to US\$ 2,941.8 million from US\$ 3,676.7 million recorded in 2012. The value of sensitive goods imported from EAC Partner States amounted to US\$ 285.7 million, which was equivalent to 9.7 percent of the total value of imported sensitive products in 2013. The share was relatively lower compared to a share of 11.7 percent recorded in 2012 following a substantial reduction in the value of sensitive goods from EAC region compared to those from non-EAC.

Burundi

In 2013, Burundi's imports of sensitive goods from non EAC Partner States decreased by 24.3 percent to US\$ 66.7 million from US\$ 88.2 million recorded in 2012. The value of sensitive goods imported from EAC Partner States declined by 0.2 percent to US\$ 28.6 million from US\$ 28.7 million recorded in 2012. Goods that recorded significant decline included Cereal Flours (Excl. Wheat or Meslin), Maize (Corn), Portland cement, Beer Made From Malt, beer made from malt.

Kenya

Kenya's imports of sensitive products from non-EAC Partner States in 2013 declined by 34.9 percent to US\$ 812.6 million from US\$ 1,248.1 million recorded in 2012. The decline was largely on account of a reduction in the imports of vehicles for transport of goods and imports of Wheat and Meslin. However

during the year 2013, the share of import values of Wheat and Meslin to total imports increased from 28.1 percent to 40.3 percent. The value of imported rice decreased by 4.6 percent to US\$ 163 million while those of worn clothing and other worn articles declined by 2.1 percent to US\$ 96.4 million. Also import values of Cane or Beet sugar increased by 9.2 percent from US\$ 157 million in 2012 to US\$ 172.3 million.

Rwanda

In 2013, Rwanda's import values of sensitive goods from non-EAC Partner States increased by 10.2 percent from US\$ 159.4 million in 2012 to US\$ 175.7 million. Major imports included wheat and meslin, cane sugar, vehicles and clothes. Rwanda's import value of sensitive goods from EAC Partner States decreased by 24.2 percent from US\$ 120.1 million in 2012 to US\$ 91.2 million. Major sensitive products imported by Rwanda from EAC Partner States included cement and maize.

Tanzania

In 2013, Tanzania's import values of sensitive goods from non EAC Partner States decreased by 5.2 percent to US\$ 1,006.4 million from US\$ 1,061.3 million recorded in 2012. Wheat flour, motor vehicles, cane sugar and Portland cement were the major imports under sensitive goods category. However, the import value of wheat flour and cane sugar declined, while that of motor vehicle and Portland cement increased. The value of sensitive goods imported from non-EAC countries accounted for about 95 percent of total imported sensitive products. The value of sensitive goods imported from EAC Partner States declined to US\$ 49.9 million in 2013 from US\$ 53.4 million recorded in 2012.

2
0
1
3

the value of imported sensitive goods by EAC Partner States declined by 20.0 percent to US\$ 2,941.8 million from US\$ 3,676.7 million recorded in 2012.

Uganda

In 2013, the total value of sensitive goods imported in Uganda decreased by 15.8 percent to US\$678.8 million in 2013 from US\$ 806.6 million recorded in 2012. The value of sensitive goods imported from non-EAC Partner States accounted for 87.6 percent of the total value of imported sensitive products and decreased by 13.8 percent to US\$ 594.8 million in 2013. The value of sensitive goods imported from EAC Partner States also declined by 27.9 percent to US\$ 84.0 million during the same period. The major sensitive goods imported from non-EAC Partner States included wheat and meslin, sugar, motor vehicles, and worn clothing while the major sensitive goods imported from EAC Partner states included; cement, beer, cigarettes and rice.

5.3 Excisable Products

Burundi

In 2013, the importation of excisable goods increased by 2.7 percent from US\$ 154.9 million in 2012 to US\$ 159.1 million, with fuel products accounting for 93.5 percent of total excisable products. The increase was largely attributed to 39.9 percent increase in importation of Sugars and Sugar Confectionary.

Kenya

In 2013, the import value of excisable goods increased by 8.3 percent to US\$ 3,702.8 million from US\$ 3,420.4 million recorded in 2012. Fuel products and oils accounted for 83.6 percent of total excisable products. The increase in imports of excisable goods was largely attributed to 46.2 percent increase in imports of miscellaneous edible preparations and 25.6 percent increase in imports of vehicles other than railway of tramway rolling stock.

Rwanda

The value of imported excisable goods in Rwanda decreased by 12.4 percent to US\$ 230.8 million in 2013 from US\$ 263.5 million recorded in 2012. The decrease was attributed to a decline in imports of motor cars and other motor vehicles for the trans-

port of persons from US\$ 116.6 million recorded in 2012 to US\$ 94.8 million.

Tanzania

The value of Tanzania's imported goods that attract excise duty increased to US\$ 5,025.9 million in 2013 from US\$ 3,858.9 million in 2012 with petroleum products accounting for 95.4 percent of total value of imported excisable goods.

Uganda

In 2013, Uganda's imports of excisable products decreased by 0.4 percent from US\$ 1,280.0 million in 2012 to US\$ 1,275.2 million. The major excisable products included petroleum products which increased by 3.7 percent. Sugar, and beverages decreased by 23.8 percent and 9.4 percent respectively for the period under review.



5.4 Tariff Bands

The EAC Customs Union adopted a Common External Tariff where raw materials attract 0 percent; intermediate products attract 10 percent and finished products attract 20 percent. Most of the goods imported in all EAC Partner States were under the category of zero tariff band (Table 5.2). Imported goods under this category were mostly used in production and investment projects.

Table 5.2: Tariff Bands Status in EAC Partner States, 2009 - 2013, US\$ Millions

Partner State	Tariff Band	2009	2010	2011	2012	2013	% Change		
							2011	2012	2013
Kenya	0	6,288.2	7,776.5	9,830.1	10,600.19	10,430.38	26.4	7.8	(1.6)
	10	1,294.2	1,450.0	1,642.7	2,028.91	2,197.50	13.3	23.5	8.3
	25	1,738.2	2,118.0	2,375.7	2,702.92	2,938.52	12.2	13.8	8.7
	>25	868.1	610.5	797.8	894.81	844.63	30.7	12.2	(5.6)
	Total	10,188.6	11,954.9	14,646.3	16,226.84	16,411.03	22.5	10.8	1.1
Tanzania	0	3,710.9	4,486.1	7,289.12	6,937.59	7,303.27	62.5	(4.8)	5.3
	10	1,606.8	2,298.4	1,860.48	2,292.71	2,257.11	(19.1)	23.2	(1.6)
	25	1,075.3	1,107.3	1,787.79	2,228.18	2,697.10	61.5	24.6	21.0
	> 25	113.8	164.3	242.71	257.25	267.52	47.7	6.0	4.0
	Total	6,506.8	8,056.1	11,180.10	11,715.73	12,525.00	38.8	4.8	6.9
Uganda	0%	3,045.4	3,486.6	4,297.0	4,554.1	4,150.9	23.2	6.0	(8.9)
	2%	114.2	0.2	-	-	-	(100.0)	-	-
	4%	2.0	2.2	1.6	2.4	2.6	(26.5)	46.3	6.3
	6%	16.9	25.4	23.9	32.7	35.1	(6.0)	36.8	7.2
	10%	268.6	291.1	337.8	373.2	547.8	16.0	10.5	46.8
	25%	676.5	717.0	839.9	864.2	861.7	17.1	2.9	(0.3)
	>25%	134.0	141.9	130.7	216.2	219.4	(7.9)	65.4	1.5
	Total	4,257.6	4,664.4	5,630.9	6,042.8	5,817.5	20.7	7.3	(3.7)
Rwanda	0%	398.2	525.7	950.5	980.13	1,073.27	80.8	3.1	9.5
	5%	63.9	-	72.3	311.24	176.30	-	330.2	(43.4)
	10%	64.4	159.4	141.9	174.23	184.30	(11.0)	22.8	5.8
	15%	110.6	-	-	-	-	-	-	-
	25%	449.4	409.0	176.6	147.17	169.66	(56.8)	(16.7)	15.3
	>25%	25.6	65.8	18.4	33.11	53.44	(72.1)	80.3	61.4
	Total	1,112.2	1,160.0	1,359.7	1,645.9	1,656.97	17.2	21.0	0.7
Burundi	0%	146.83	355.30	490.98	531.12	649.75	38.2	8.2	22.3
	5%	51.92	0.09	9.86	4.27	0.00	11,118.2	(56.7)	(100.0)
	10%	97.73	55.14	268.30	223.12	199.61	386.6	(16.8)	(10.5)
	15%	9.01	0.05	0.09	0.26	0.00	94.1	174.8	(100.0)
	25%	40.88	112.42	134.36	139.16	132.80	19.5	3.6	(4.6)
	>25%	57.44	16.92	17.63	52.68	23.25	4.2	198.8	(55.9)
Total	403.81	539.92	921.22	950.60	1,005.41	70.6	3.2	5.8	

Source: Revenue Authorities of Partner States

Burundi

In 2013, the share of Burundi's imported goods under 0% tariff band to total imports increased to 64.6 percent from 55.9 percent recorded in 2012. The value of imported goods under the 0% tariff band increased to US\$ 649.8 million in 2013 from US\$ 531.1 million in 2012. The value of Burundi's imported goods under 10% and 25% tariff bands declined by 10.5 percent and 4.8 percent respectively. Similarly, the value of imported goods above 25% tariff band decreased to US\$ 23.3 million from US\$ 52.7 million in 2012.

Kenya

In 2013, the share of Kenya's goods imported under 0% tariff band to total imports declined marginally to 63.6 percent from 65.3 percent posted in 2012. The value of goods imported under the 0% tariff band decreased from US\$ 10,600.2 million in 2012 to US\$ 10,430.4 million.

During the same period under review, the share of goods imported under 10% increased to 13.4 percent and those under 25% tariff band to 17.9 percent from the 12.5 percent and 16.7 percent respectively registered in 2012. The value of imported goods above 25% tariff band decreased to US\$ 844.6 million.

Rwanda

The value of Rwanda's imports under 0% tariffs increased by 9.5 percent from US\$ 980.1 million in 2012 to US\$ 1,073.3 million in 2013 and accounted for 64.8 percent of the total value of imports (including exemptions). Imports under the 10% tariff accounted for 11.1 percent of total imports and increased by 5.8 percent from US\$ 174.2 million to US\$ 184.3 million while imports under the 25% tariff accounted for 10.2 percent of total imports and increased by 15.3 percent, from US\$ 147.2 million to US\$ 169.7 million in 2013.

Tanzania

The value of imports under the 0% tariff band remained dominant accounting for 58.3 percent of the total imports in 2013. Furthermore, the value of imports under 0% tariff band increased by 5.3 percent to US\$ 7,303.3 million in 2013 from US\$ 6,937.6 million recorded in 2012. The value of goods imported under the 10% tariff band remained broadly the same as in 2012 with a marginal decline of 1.6 percent to US\$ 2,257.1 million in 2013. During the same period, value of goods under the 25% tariff band increased by 21.0 percent to US\$ 2,697.1 million.

Uganda

The value of goods imported under the 0% tariff band accounted for 71.4 percent of total imports and decreased by 8.9 percent from US\$ 4,554.1 million in 2012 to US\$ 4,151.0 million in 2013. The major imports under the 0% tariff band included mineral fuels & oils, machinery & appliances, electrical equipment, pharmaceutical products and iron & steel. During the same period under review, Imports under the 10% tariff band increased by 46.8 percent to US\$ 547.8 million while those under the 25% tariff band accounted for 14.8 percent of the total imports and slightly decreased by 0.3 percent to US\$ 861.7 million. The main products under 10% band included vehicles for the transport of goods, new pneumatic tyres, bituminous mixtures and vehicles parts and accessories while those under the 25% tariff band mainly included vehicles and electrical machinery.



CHAPTER 6

CUSTOMS REVENUE PERFORMANCE IN EAC



6.1 General Performance of Customs Revenue

Customs revenue from all EAC Partner States has consistently increased from US\$ 5,640.1 million in 2010 to US\$ 6,993.2 million in 2013. Despite the increase, the share of customs revenue to total tax revenue has been fluctuating between 40 percent and 36 percent for the last four years. The share of total customs revenue to total revenue in 2013 declined in all the EAC Partner States except for Tanzania and Uganda which recorded an increase (Table 6.1).

Table 6.1: Customs Revenue Collected by EAC Partner States, 2011-2013 (US\$ m)

Partner state	Tax head	2011		2012		2013		Performance Rate			% change	
		Target	Actual	Target	Actual	Target	Actual	2011	2012	2013	2012	2013
Kenya	Import Duty	586.3	541.5	726.1	652.9	738.92	676.93	92.4	89.9	91.6	20.6	3.7
	Excise Duty	528.9	448.9	523.6	505.6	527.64	506.78	84.9	96.6	96.0	12.6	0.2
	VAT Imports	948.1	1009.4	1277.2	1110.7	1,237.14	1,166.73	106.5	87.0	94.3	10.0	5.0
	Other	627.4	640.5	720.6	721.0	847.22	812.53	102.1	100.0	95.9	12.6	12.7
	Total Customs Revenue	2690.7	2640.4	3247.4	2990.2	3,350.93	3,162.98	98.1	92.1	94.4	13.2	5.8
	Total Revenue	7673.1	7545.0	9434.9	8851.2	10,017.59	9,597.50	98.3	93.8	95.8	17.3	8.4
	% age of Customs Revenue to Total Revenue		35.0		33.8		32.96					
Burundi	Import Duty	32.3	38.7	34.3	39.5	24.19	20.78	119.9	115.3	85.9	2.0	-47.4
	Excise Duty	62.0	54.4	67.7	59.7	6.23	7.25	87.8	88.1	116.4	9.7	-87.9
	VAT	113.6	140.6	127.1	159.7	74.60	83.82	123.8	125.6	112.4	13.6	-47.5
	Other	42.4	116.0	3.8	5.2	8.68	12.96	273.8	136.2	149.2	-95.5	148.2
	Total Customs Revenue	250.2	349.7	233.0	264.1	113.70	124.80	139.8	113.4	109.8	-24.5	-52.8
	Total Tax Revenue	363.1	375.2	375.9	365.1	352.49	359.88	103.3	97.1	102.1	-2.7	-1.4
	% age of Customs Revenue to Total Revenue		93.2		72.4		34.68					
Rwanda	Import	52.2	52.3	52.2	61.0	82.00	71.85	100.3	116.9	87.6	16.6	17.8
	Excise Duty	79.4	80.3	74.5	73.7	79.03	74.01	101.2	98.9	93.7	-8.3	0.4
	VAT Imports	93.4	99.6	103.6	112.0	147.77	124.78	106.6	108.2	84.4	12.5	11.4
	Other	25.2	52.2	24.5	54.7	28.17	40.15	207.1	223.2	142.6	4.7	-26.5
	Total Customs Revenue	250.1	284.5	254.8	301.4	336.96	310.80	113.7	118.3	92.2	6.0	3.1
	Total Revenue	819.1	868.4	846.0	935.2	1,092.57	1,109.31	106.0	110.5	101.5	7.7	18.6
	% age of Customs Revenue to Total Revenue		32.8		32.2		18.60					
Tanzania	Import Duty	320.9	304.7	368.0	367.3	443.99	407.45	95.0	99.8	91.8	20.5	10.9
	Excise Duty	402.2	405.5	442.4	398.7	518.83	476.47	100.8	90.1	91.8	-1.7	19.5
	VAT	685.9	623.3	803.7	751.7	878.94	796.50	90.9	93.5	90.6	20.6	6.0
	Other	214.8	266.6	283.4	282.7	439.92	428.39	124.1	99.8	97.4	6.1	51.5
	Total Customs Revenue	1623.8	1600.2	1897.5	1800.5	2,281.68	2,108.81	98.5	94.9	92.4	12.5	17.1
	Total Revenue	3852.9	3805.8	4691.7	4787.7	5,999.9	5,517.6	98.8	102.0	92.0	25.8	15.2
	% age of Customs Revenue to Total Revenue		42.0		37.6		38.22					
Uganda	Import	181.6	188.8	220.7	221.0	245.1	269.9	104.0	100.2	110.1	17.0	22.1
	Excise Duty	419.0	402.8	439.4	392.0	435.8	401.0	96.2	89.2	92.0	-2.7	2.3
	VAT Imports	412.7	444.6	530.6	475.1	541.3	522.0	107.7	89.5	96.4	6.9	9.9
	Other	71.4	86.2	98.8	100.5	123.7	93.0	120.7	101.7	75.1	16.6	-7.5
	Total Customs Revenue	1,084.7	1,122.5	1,289.5	1,188.7	1,346.0	1,285.9	103.5	92.2	95.5	5.9	8.2
	Total Revenue	2,379.2	2,392.2	2,853.4	2,808.2	3,159.8	3,022.5	100.5	98.4	95.7	17.4	7.6
	% age of Customs Revenue to Total Revenue		46.9		42.3		42.5					

Source: Revenue Authorities of Partner states

6.2 Burundi

In 2013, Burundi's major market (Central Market of Bujumbura) was wholly gutted by fire. This had a negative impact on Burundi's total customs revenue which declined by 52.7 percent from US\$ 264.1 million in 2012 to US\$ 124.8 million in 2013. The share of total customs revenue to total revenue also declined from 72.3 percent in 2012 to 34.7 percent in 2013. Total customs revenue registered a performance rate of 109.8 percent to the set target of US\$ 113.7 million. Excise duty performance rate improved from 66.4 percent in 2012 to 112.4 percent in 2013.

6.3 Kenya

In 2013, Kenya's total customs revenue increased to US\$ 3,163.0 million from US\$ 2,990.2 million recorded in 2012. This translated into a performance rate of 94.4 percent of the set target of US\$ 3,350.9 million. However, the share of total customs revenue to total revenue declined from 33.8 percent in 2012 to 33.0 percent in 2013. VAT on imports remained the major source of Customs revenue accounting for 36.9 percent of the total customs revenue and increased by 5.0 percent to US\$ 1,166.7 million in 2013. The performance rate for VAT and import duty increased from 87.0 percent and 89.9 percent in 2012, respectively to a performance rate of 94.3 percent and 91.6 percent in 2013.

6.4 Rwanda

Rwanda's customs revenue decreased by 1.9 percent in 2013 compared to US\$ 316.9 million collected in 2012. The customs performance rate was 92.2 percent against a target of US\$ 337.0 million.

Excise duty recorded an increase of 7.2 percent while VAT on imports increased by 2.6 percent. However, import duty decreased by 3.8 percent leading to a decrease of 1.9 percent of the total customs revenue.

6.5 Tanzania

In 2013, Tanzania's customs revenue amounted to US\$ 2,108.8 million, translating into a performance rate of 92.4 percent. This was an increase of 17.1 percent from what was collected in 2012. VAT on imports was the main contributor accounting for 38 percent (US\$ 797.6 million) of the total customs revenue. Import duty and Excise duty both recorded performance rates of 91.8 percent each of the set targets of US\$ 443.9 million and US\$ 518.8 million respectively. In 2013, the proportion of customs revenue to total revenue increased to 38.2 percent from 37.6 percent recorded in 2012.

6.6 Uganda

In 2013, total customs revenue increased by 8.2 percent to US\$ 1,285.9 million from US\$ 1,188.7 million recorded in 2012. This performance was 95.5 percent of the set target of US\$ 1,346.0 million. VAT on imports accounted for 40.6 percent of the total customs revenue with Excise duty contributing 31.2 percent. Import duty, VAT and Excise duty performed at 110.1 percent, 96.4 percent and 92.0 percent respectively, when compared to their respective targets for the year. The key taxable imports included fuel, vehicles, parts of electrical machinery, sugar, beverages, machinery, iron & steel and animal/vegetable fats & oil. The proportion of customs revenue to total revenue marginally increased to 42.5 percent in 2013 from 42.3 percent in 2012.



CHAPTER 7

INVESTMENT FLOWS IN THE COMMUNITY



7.1 Policy Framework

All the EAC Partner States have national statutory agencies that promote and facilitate investment in their respective countries. The agencies are Kenya Investment Authority (Ken Invest), Tanzania Investment Centre (TIC), Zanzibar Investment Promotion Agency (ZIPA), Uganda Investment Authority (UIA), Rwanda Development Board (RDB) and Burundi Investment Promotion Authority (API). These Investment Promotion Agencies (IPAs) provide

vide one-stop center services to investors. The IPAs have undertaken a number of reforms to enhance business climate through improving business registration processes and reducing the cost of doing business to make the region a favourable investment destination.

7.2 Investment Climate

The EAC region is endowed with investment opportunities in sectors like Agriculture, Tourism, Manufacturing, ICT and Oil & Gas. To harness this potential and also promote economic growth and development, the governments of Partner States continue to improve friendly business environment by ensuring macroeconomic and political stability.

The EAC Partner States have recognized the private sector as the engine of economic growth and sustainable development. As a result, the partner states have undertaken comprehensive economic reforms including institutional and regulatory framework aimed at supporting growth of private sector. Presently, the Partner States' financial markets have been liberalised and the floating exchange rate regime has been implemented.

Additionally, in pursuit of a favourable business environment and competitiveness, the EAC Partner States continue to implement the components of the Cooperation Agreement between EAC and the World Bank on Investment Climate Program, which was signed in March 2012.

In line with aforementioned reforms, the 2014/15 Global Competitiveness Report shows that there was an improvement in the ranking of all EAC Partner States as shown in Table 7.1. In addition, FDI inflows into the EAC partner states also increased.

Table 7.1: EAC Global Competitiveness Ranking 2013/14 -2014/15

Country	Global Ranking		Change
	2013/14	2014/15	
Burundi	146	139	7
Kenya	96	90	6
Rwanda	66	62	4
Uganda	129	122	7
United Republic of Tanzania	125	121	4

Source: Global competitiveness Index report 2014/15 (World Economic Forum)

With full implementation of the components of the Cooperation Agreement, it is expected that the standard in the legal and regulatory environment affecting private sector will improve significantly.

7.3 EAC Foreign Direct Investment flows

The FDI inflows¹ to East Africa Community increased by 6.6 percent to \$ 3.7 billion in 2013 from US\$ 3.4 billion posted in 2012. This was largely driven by significant growth of FDI into Kenya. Uganda and the United Republic of Tanzania maintained relatively high inward flows, due to the development of oil and gas sector.

Table 7.2: FDI inflows into EAC region 2010-2013 (US\$ million)

Country	2010	2011	2012	2013	Percentage Growth 2012/2013
Burundi	1	3	1	7	600.0
Kenya	178	335	259	514	98.5
Rwanda	42	106	160	111	-30.6
Uganda	544	894	1,205	1,146	-4.9
United Republic of Tanzania	1,813	1,229	1,800	1,872	4.0

Source: World Investment Report 2014 (UNCTAD)

7.3.1 Overall Investment Flows

Burundi

In Burundi, the value of FDI inflows decreased by 14.2 percent to 68.7 million in 2013 from US\$ 80.0 million recorded in 2012. The total number of registered projects in 2013 remained the same compared to that recorded in 2012.

Kenya

In Kenya, the value of FDI increased by 58.9 percent to US\$ 924.2 million in 2013 from US\$ 581.8 million recorded in 2012. The growth was driven by raising inflows into industrial production and agriculture. The number of projects registered declined by 10.0 percent from 70 projects in 2012 to 63 projects in 2013.

Rwanda

The value of FDI inflows to Rwanda increased by 19.1 percent from US\$ 474.9 million in 2012 to US\$ 644.9 million in 2013. The number of investment projects decreased by 19.7 percent from 76 projects to 61 projects over the same period. A major investment project in the sector of Electricity, gas and air conditioning was registered to operate in Akanyaru, Southern Province setting up a 100 MW Fired –Peat Power Project.

Tanzania

In Tanzania, the value of FDI inflows increased to US\$ 2,842.4 million in 2013 from US\$ 1,989.8 million registered in 2012. The increase was partly driven by the number of projects registered that increased to 304 projects from 301 projects registered in 2012.

Uganda

In 2013, the value of FDI inflows to Uganda increased by 64.8 percent from US\$ 798.6 million in 2012 to US\$ 1,316.2 million in 2013. The major sources of investments were Canada, China, United Kingdom, India, Kenya and Netherlands.

7.3.2 Intra-EAC Investment Flows

Total value of intra-EAC investment increased by 9.8 percent from US\$ 215.4 million in 2012 to US\$ 236.6 million in 2013. This is consistent with the number of registered investment projects in the EAC region that increased to 70 projects in 2013 from 53 licensed projects in 2012. Kenya continued to be the main source of intra-EAC investment. In 2013, Uganda and Kenya received intra-EAC investment amounting to US\$ 67.7 million and US\$ 66.5 million respectively (See Table 7.1)

Table 7.3: Intra- EAC Foreign Direct Investment Flows, 2011 - 2013 (US\$ million)

Partner State	Source	2011		2012		2013		Percent Change, (2013 over 2012)	
		No of Projects	Values	No of Projects	Values	No of Projects	Values	No of Projects	Values
Burundi	Tanzania	1.00	7.68	4.00	1.86	4.00	19.97	0.0	973.7
	Uganda	-	-	-	-	1.00	1.03	-	-
	Kenya	3.00	23.28	-	-	1.00	5.79	-	-100.0
	Rwanda	0.0	0.0	3.0	2.3	5.0	4.2	66.7	-
	Rest of World	14.0	111.9	15.0	75.8	11.0	37.7	-26.7	-32.2
	Total	18.0	142.9	22.0	80.0	22.0	68.7	0.0	-44.0
Kenya	Tanzania	1.0	0.6	1.0	25.1	2.0	66.5	100.0	4086.7
	Uganda	0.0	0.0	1.0	6.4	0.0	0.0	-100.0	0.0
	Rwanda	0.0	0.0	0.0	0.0	0.0	0.0	-	0.0
	Burundi		0.0	0.0	0.0	0.0	0.0	-	0.0
	Rest of World	84.0	840.7	68.0	549.6	61.0	857.7	-10.3	-34.6
	Total	85.0	841.3	70.0	581.2	63.0	924.2	-10.0	-30.9
Rwanda	Tanzania	4.0	36.0	1.0	0.6	2	2.50	100.0	-98.4
	Uganda	0.0	0.0	1.0	1.0	3	0.95	200.0	0.0
	Kenya	7.0	17.5	3.0	6.6	5	9.10	66.7	-62.4
	Burundi	1.0	1.4	0.0	0.0	0	0.00	-	-100.0
	Rest of World	48.0	344.0	71.0	466.8	51	632.30	-28.2	35.7
	Total	60.0	398.9	76.0	474.9	61	644.85	-19.7	19.1
Tanzania	Kenya	29.0	50.2	23.0	82.2	27	57.03	17.4	63.6
	Uganda	0.0	0.0	2.0	10.9	0	-	-100.0	0.0
	Rwanda	0.0	0.0	1.0	3.7	1	1.76	0.0	0.0
	Burundi	0.0	0.0	1.0	3.5			-100.0	0.0
	Rest of World	797.0	7124.6	274.0	1889.4	276	2,783.60	0.7	-73.5
	Total	826.0	7174.8	301.0	1989.8	304	2,842.39	1.0	-72.3
Uganda	Tanzania	2.0	1.4	2.0	1.3	2.0	0.7	0.0	-8.8
	Kenya	20.0	85.1	14.0	71.8	14.0	64.8	0.0	-15.6
	Rwanda	3.0	11.7		0.0	2.0	1.8	-	-
	Burundi					1.0	0.5	-	-
	Rest of World	155.0	349.8	208.0	725.5	322.0	1248.5	54.8	107.4
	Total	180.0	447.9	224.0	798.6	341.0	1316.2	52.2	78.3

Source: Investment Agencies of EAC Partner States

Burundi

In 2013, the value of Burundi's intra-EAC investment increased to US\$ 31.0 million from US\$ 4.2 million registered in 2012. The number of registered projects also increased to 11 projects in 2013 from 7 projects registered in 2012.

Kenya

Tanzania was the only EAC Partner State that invested in Kenya in 2013. The country invested in two projects whose value was US\$ 66.5 million creating 811 jobs. The number of jobs created in Kenya in 2013 increased by 384.8 percent to 18,896 jobs in 2013 from 3,898 jobs recorded in 2012.

Rwanda

In 2013, 1.9 percent of Rwanda's foreign investments came from Kenya, Tanzania and Uganda. The number of investment projects to Rwanda increased from 5 projects in 2012 to 10 projects in 2013 while the value increased from US\$ 8.11 million to US\$ 12.6 million in the same period. In 2013, the shares of investment inflows from Kenya, Tanzania and Uganda to total intra-EAC investment for Rwanda were 72.5 percent, 19.9 percent and 7.6 percent respectively.

Tanzania

The intra EAC investment projects registered in Tanzania valued at US\$ 58.8 million in 2013 compared to US\$ 100.3 million in 2012. During the period, Kenya and Rwanda were the only countries who had investment projects in Tanzania. A total of 28 investment projects were registered and created 2,181 jobs.

Uganda

The intra-EAC investment inflow to Uganda decreased by 7.4 percent from US\$ 73 million in 2012 to US\$ 68 million in 2013. The number of projects registered increased from 16 projects in 2012 to 19 projects in 2013 of which 14 projects were registered by Kenyan investors as shown in Table 7.1.

7.4 Employment Creation

During 2013, the number of jobs expected to be created through licensed FDI projects in the EAC region increased by 24.9 percent to 131,967 jobs from 105,618 jobs recorded in 2012. With exception of Rwanda, other EAC Partner States recorded an increase in the expected number of jobs created. Kenya recorded significant increase in number of job created from 3,898 jobs in 2012 to 18,896 jobs in 2013 (Table 7.2).

Table 7.4: Number of Jobs expected through Foreign Investments, 2009-2013

Country	Year					% Change	
	2009	2010	2011	2012	2013	2012	2013
Kenya	17,154	15,265	8,241	3,898	18,896	(52.7)	384.8
Tanzania	56,615	43,640	79,101	35,879	43,098	(54.6)	20.1
Uganda	36,845	32,967	17,664	46,285	63,583	162.0	37.4
Rwanda	10,734	12,529	5,553	17,311	3,845	211.7	(77.8)
Burundi	..	2,520	2,118	2,245	2,545	6.0	13.4
Total EAC	121,348	106,921	112,677	105,618	131,967	(6.3)	24.9

Source: Investment Agencies of Partner states

7.5 Sectoral Distribution of Foreign Direct Investment

7.5.1 Burundi

In 2013, the value of Foreign Direct Investment decreased by 14.19 percent to US\$ 68.66 million from US\$ 80.01 million registered in 2012.. Sectors that attracted the most FDI were general trade and services , construction, manufacturing, tourism, finance, mining and quarrying, and agribusiness., .

Table 7.5: Burundi's Sectoral Distribution of Foreign Investment 2012- 2013

Sector	2012			2013		
	No. of projects	Amount (US\$ m)	Employment	No. of projects	Amount (US\$ m)	Employment
Agriculture, fishing, forestry & hunting	1	1	30	1	1.1	5
Construction						
Manufacturing						
Mining & Quarrying				1	9	880
Finance, Insurance, Real estate & Business services						
Community, Social & Personal services						
Wholesale, retail trade, Tourism	4	3.8	151	4	3.8	114
Transport, Communication & Storage	2	61.2	235			
Utilities (water & energy)						
Others	15	14.5	500	16	54.9	835
TOTAL	22	80.1	916	22	68.7	1,834

Source: Burundi Investment Promotion Agency

7.5.2 Kenya

In 2013, agriculture, fishing, forestry & hunting; manufacturing; utilities (water & energy) and wholesale, retail trade and tourism were the major sectors that attracted FDI inflows with shares of 47.4 percent, 23.2 percent, 21.6 percent and 5.4 percent of the total value of FDI, respectively. The increase in investment in the agriculture, fishing, forestry & hunting and manufacturing sectors was mainly attributed to increased efforts by government to promote large scale irrigation projects and increased activities in industrial production.

Table 7.6: Kenya's Sectoral Distribution of Foreign Investment, 2012- 2013

Sector	2012			2013		
	No. of projects	Amount (US\$ m)	Employment	No. of projects	Amount (US\$ m)	Employment
Agriculture, fishing, forestry & hunting	1	1	65	2	438	11,250
Manufacturing	15	75	1,925	18	214	2,899
Utilities (water & energy)	4	6	78	4	199	183
Wholesale, retail trade, Tourism	22	122	760	20	50	1,695
Construction	1	13	40	2	10	26
Finance, Insurance, Real estate & Business services	17	208	354	9	8	666
Community, Social & Personal services	2	47	87	5	4	1,145
Transport, Communication & Storage	3	26	44	3	2	1,032
Mining & Quarrying	5	85	545	-	-	-
TOTAL	70	582	3,898	63	924	18,896

Source: Kenya Investment Authority

7.5.3 Rwanda

In 2013, Utilities (water and energy), Transport, communication and storage; and Finance, insurance, real Estate and businesses services sectors were the main recipient of FDI jointly accounting for 75.8 percent (USD 1,028.5 million) of total FDI inflows. In terms of investment projects, Agriculture, fishing, forestry and hunting; and manufacturing were leading with 64 percent. The total number of jobs expected to be created through FDI in 2013 were 7,227. Agriculture, fishing, forestry and hunting accounted for 24.0 percent followed by manufacturing with 18.0 percent and utilities (water and energy) with 11.1 percent.

Table 7.7: Rwanda's Sectoral Distribution of Foreign Investment 2012 - 2013

Sector	2012			2013		
	No. of projects	Amount (US\$ m)	Employment	No. of projects	Amount (US\$ m)	Employment
Agriculture, fishing, forestry & hunting	35	139	1,469	2	1.85	21
Construction	26	156	759	4	5.12	131
Manufacturing	35	155	2,061	11	35.68	711
Mining & Quarrying	14	70	7,236	1	3.75	50
Finance, insurance, Real estate & Business services	24	51	3,898	2	1.15	12
Community, Social & Personal services	3	2	75	10	17.03	457
Wholesale, retail trade, Tourism	40	327	2,037	3	3.09	131
Transport, Communication & Storage	4	44	4,034	3	17.99	175
Utilities (water & energy)	4	191	427	4	359.50	731
TOTAL	185	1,136	21,996	40	445.16	2,419

Source: Rwanda Development Board

7.5.4 Tanzania

In 2013, manufacturing sector continued to attract the highest FDI inflows accounting for 38.0 percent of the total value of registered projects, followed by Finance, Insurance and Real Estate & Business Services. Notably, the Agriculture sector which accounted for only 9.2 percent of registered investment was expected to create 14,032 jobs representing 32.6 percent of total jobs expected to be created through FDI.

Table 7.8: Tanzania's Sectoral Distribution of Foreign Investment, 2012 – 2013

Sector	2012			2013		
	No. of projects	Amount (US\$ m)	Employment	No. of projects	Amount (US\$ m)	Employment
Agriculture, fishing, forestry & hunting	22	233.20	7,885.00	42	260.66	14032
Construction				3	3,099	98
Manufacturing	102	593.87	13,484.00	114	1,079.40	11400
Mining & Quarrying	N.A	N.A	N.A	1	1.717	45
Finance, Insurance, Real estate & Business services	54	517.01	3,837.00	40	833.1957	7327
Community, Social & Personal services	8	18.18	215.00	9	108.86	1993
Wholesale, retail trade, Tourism	50	281.15	2,901.00	54	81.03	4255
Transport, Communication & Storage	57	282.34	5,810.00	40	471.137	3940
Utilities (water & energy)	8	64.00	1,747.00	1	3.30	8
TOTAL	301	1,989.75	35,879.00	304	2,842.39	43,098

Source: Tanzania Investment Centre

7.5.5 Uganda

The Agriculture sector attracted the largest share of FDI inflows valued at US\$ 369.8 million (28 percent) of the total value in 2013. This was followed by Finance, Insurance, Real Estate and Business services; Manufacturing and Electricity, Gas and Water sectors, which attracted investments jointly valued at US\$ 624 million (47 percent) of total value of FDI.

Manufacturing sector was expected to create 28,847 jobs (45 percent) of total jobs, while Mining and Quarrying; and Finance, Insurance, Real Estate & Business Services sectors were expected to create 11,643 and 5,470 jobs respectively.

Manufacturing sector registered 156 projects (45.7 percent) of the total projects while the Finance, Insurance, Real Estate & Business Services, and the Construction sectors registered 68 projects and 31 projects respectively as shown in Table 7.7.

Table 7.9 Uganda's Sectoral Distribution of Foreign Investment 2012-2013

Sector	2012			2013		
	No. of projects	Amount (US\$ m)	Employment	No. of projects	Amount (US\$ m)	Employment
Agric, Hunt, Forest & Fish	23	128.0	27,419	17	369.8	5,153
Community & Social Services	10	15.4	1,148	15	96.3	1,638
Construction	9	5.7	481	31	87.5	5,234
Electricity, Gas & Water	8	14.1	476	13	132.2	4,056
Fin, Ins, Real Est & Biz Svs	42	82.5	3,526	68	267.6	5,470
Manufacturing	104	204.0	9,860	156	223.7	28,847
Mining & Quarrying	11	48.9	1,199	18	113.0	11,643
Transport, Storage & Comm	8	295.6	1,764	11	18.8	1,052
Wh & Ret, Cat & Accom Svs	9	4.6	412	12	7.4	490
TOTAL	224	799	46,285	341	1,316	63,583

Source: Uganda Investment Authority

7.6 Individual Countries' Sources of Investment

7.6.1 Burundi

In 2013, major sources of investment inflow in Burundi were Tanzania, amounting to US\$ 20.0 million, Comoros (US\$ 19.7 million), Lebanon (US\$ 8.9 million), Kenya (US\$ 5.8 million) and Rwanda (US\$ 4.2 million).

Table 7.10: Burundi's Major Sources of Investment 2012 – 2013

Country	2012			2013			
	No. of projects	Employment	Value (US\$ Mn)	Country	No. of projects	Employment	Value (US\$ Mn)
China	1	66	0.47	Uganda	1	120	2.3
French	2	41	0.90	Comorian	1	53	20.1
Germany	1	35	0.72	Germany	1	34	0.3
India	2	76	1.70	India	2	229	6.0
Italia	1	20	2.88	Kenya	1	120	0.9
Nepal	1	200	42.44	Libanese	1	880	0.5
Netherlands	1	20	5.96	Rwanda	2	40	0.7
Rwanda	2	99	2.31	South Arabia	1	28	2.9
Tanzania	4	104	1.86	Tanzania	4	131	42.4
USA	1	12	20.14	USA	1	7	1.7
Subtotal	16	673	79	Subtotal	15	1,642	78
Rest of World	6	243	0.74	Rest of World	7	192	1.9
Total	22	916	80.1	Total	22	1,834	79.6

Source: Burundi Investment Promotion Agency

7.6.2 Kenya

In 2013, the top ten countries accounted for 30.3 percent of the total FDI to Kenya. Nigeria, Tanzania, India and China were the major sources of Kenya's FDI valued at US\$ 88.8 million, US\$ 66.5 million, US\$ 54.1 million and US\$ 21.7 million respectively. Investments from China were expected to create 7,658 jobs, while those from Tanzania and India expected to create 811 and 568 jobs respectively, in the year under review.

Table 7.11: Kenya's Major Sources of FDI, 2012 – 2013

Country	2012			2013			
	No. of projects	Employment	Value (US\$ Mn)	Country	No. of projects	Employment	Value (US\$ Mn)
Germany	2	71	198	Nigeria	1	158	89
China	9	971	110	Tanzania	2	811	67
United Kingdom	8	741	53	India	7	568	54
Tanzania	1	30	26	China	8	7,658	22
Canada	2	38	15	Egypt	2	118	20
South Africa	5	604	14	Canada	2	140	9
United States	4	322	7	Eritrea	2	145	6
Uganda	1	3	7	Japan	4	61	5
Australia	1	16	5	France	3	40	5
Italy	3	73	2	Australia	2	49	4
Subtotal	36	2,869	437	Sub total	33	9,748	281
Rest of World	34	1,029	145	Rest of world	30	9,148	643
Total	70	3,898	582	Total	63	18,896	924

Source: Kenya Investment Authority

7.6.3 Rwanda

In 2013, Rwanda's four major sources of FDI were Turkey, South Korea, South Africa and USA. In terms of employment, projects from USA, Singapore and Turkey were the sources of employment with jobs accounting for 14.2 percent of total employment from FDI in 2013.

Table 7.12: Rwanda's Major Sources of Investment 2012 – 2013

2012				2013			
Country	Number of Projects	Employment	Value (US\$ Mn)	Country	Number of Projects	Employment	Value (US\$ Mn)
China	8	506	111.44	Turkey	2	174	335.18
India	12	1,032	47.33	USA	5	50	14.24
Singapore	5	101	37.74	Canada	1	150	13.25
Israel	1	400	25.41	Madagascar	1	150	11.29
USA	8	124	14.33	United Kingdom	3	88	7.65
Kenya	3	187	6.60	India	1	500	7.13
Netherlands	1	5	5.48	Germany	1	100	5.36
Canada	2	392	5.47	Kenya	3	0	4.30
Mauritius	2	3,035	1.39	Belgium	2	42	4.06
Turkey	2	67	1.36	China	2	100	3.80
Subtotal	44	5,849	257	Subtotal	21	1,354	406
Rest of World	141	16,147	879.71	Rest of World	19	1,065	38
Total	185	21,996	1,136	Total	40	2,419	444.72

Source: Rwanda Development Board

7.6.4 Tanzania

In 2013, Mauritius, United Kingdom, China, Luxembourg and India were the major source of Tanzania's FDI jointly accounting for 83.2 percent of the total FDI. Investments from United Kingdom and China were expected to create 12,392 jobs and 11,845 jobs respectively. Table 7.11 provides a summary of the major source of investments in Tanzania for 2012 and 2013.

Table 7.13: Tanzania's Major Sources of Investment 2012 - 2013

2012				2013			
Country	Number of Projects	Employment	Value (US\$ Mn)	Country	Number of Projects	Employment	Value (US\$ Mn)
India	32	7,276	280	Mauritius	2	614	827.80
China	61	3,706	271	UK	31	12,392	540.78
UK	37	3,634	234	China	86	11,845	493.35
United Arab Emirates	6	1,353	203	Luxembourg	2	699	321.93
British Virgin Islands	2	1,044	176	India	74	2,073	181.70
Cayman	1	-	173	Netherlands	1	133	95.32
USA	19	2,580	97	Kenya	27	2,151	57.03
Netherlands	11	1,524	83	Norwegian	2	491	53.94
Kenya	23	1,558	82	Sweden	5	200	47.84
Armenia	1	450	57	SA	7	329	28.45
Subtotal	193	23,125	1,657	Subtotal	237	30,927	2,648
Rest of World	108	12,754	332.51	Rest of World	67	12,171	194.248
Total	301	35,879	1,989.75	Total	304	43,098	2,842.391

Source: Tanzania Investment Centre

7.6.5 Uganda

In 2013, Canada, China and United Kingdom were the major sources of FDI inflows valued at US\$ 498 million, US\$ 270 million and US\$ 146 million respectively as shown in Table 7.12.

Table 7.14: Uganda's Major Sources of Investment 2012 – 2013

2012				2013			
Country	Number of Projects	Employment	Value (US\$ Mn)	Country	Number of Projects	Employment	Value (US\$ Mn)
Netherlands	8	1,468	210	Canada	5	3,780	498
United Kingdom	16	2,768	158	China	63	22,007	270
India	73	6,118	95	United Kingdom	17	4,245	146
China	45	4,955	86	India	110	6,599	102
Kenya	14	2,260	72	Kenya	14	16,241	65
Sweden	2	222	52	Netherlands	1	357	55
Italy	1	800	30	Iran	2	898	31
Sri Lanka	1	305	18	South Africa	9	594	22
South Africa	5	169	17	Cayman Islands	1	151	18
Sudan	2	209	9	Mauritius	4	176	15
Subtotal	167	19,274	747	Subtotal	226	55,048	1,222
Rest of World	57	27,011	52	Rest of World	115	8,535	94
Total	224	46,285	799	Total	341	63,583	1,316

Source: Uganda Investment Authority

7.7 Challenges to Investment Promotion

Whereas the EAC region is making efforts to improve the investment climate, there was a number of challenges that limit accelerated investment growth in the region. The major challenges include

- a) Inadequate key infrastructure and limited skill base development. This has been as a result of inadequate financing of infrastructure development projects such as the East African Railway master plan, energy supply, roads network, and ports.
- b) There is no harmonised investment regime in EAC region to guide investment promotion. The region also lacks a joint investment promotion framework.
- c) Collecting and providing of reliable information to potential investors remains a challenge.

(Footnotes)

1 Figures in the table are in Millions of USD

CHAPTER 8

CONCLUSIONS



The EAC Partner States continued to post positive results after rebounding from the global financial and economic crises. The GDP growth in the community remained strong averaging 5.1 percent in the region where Tanzania recorded the highest economic growth rate of 7.1 percent followed by Burundi and Kenya with 4.8 percent and 4.7 percent respectively. The coordinated approach of monetary policy in the community eased inflation rates to single digit in all Partner States during the year 2013.

Whereas the World trade rose by 2.1 percent in 2013, EAC's Partner States trade with the rest of the world declined by 0.8 percent due to a 6.7 percent decline in Exports. The EAC imports increased by 1.8 percent which was lower than the 8.1 percent growth recorded in 2012. Further, the Intra-EAC trade also slowed to 6.4 percent from the 21.9 percent recorded in 2013.

Trade between developing countries especially in the Asia region was much stronger than what it was with the developed countries. Africa's exports declined by 3.4 percent during 2013 which can be explained by the 2012 recession in the European Union zone that extended to 2013. The European Union remains the major trading partner of the African countries and therefore any volatility in the EU affects African trade. This suggests that EAC should diversify its trade markets and continue promoting Intra-EAC trade.

The political stability, improving economic environment and expanding market in the community continue to be the major drivers of investment attraction. New investment opportunities are emerging in the EAC region especially in the Oil and Gas sector. However, partner states are currently pursuing the development of the sector independently which can spike costs of the investments.

Whereas Investment flows to EAC region continued to be on an upward trend, inadequate infrastructure especially in the Transport and Energy sectors and limited skills base pose serious challenges to investment promotion in the community. Further, lack of a harmonised investment regime in the community has perpetuated uncoordinated promotion of investments in the region.

APPENDICES



Table 1: Individual EAC Country's total Trade with the rest of the world, 2009-2013 (US\$ million)

Partner State	Country/Region						% change					
		2009	2010	2011	2012	2013	2009	2010	2011	2012	2013	
Uganda	Kenya	676.63	701.83	871.16	844.26	877.25	0.10	3.72	24.13	-3.09	3.91	
	Tanzania	74.56	94.14	80.18	103.99	93.89	-13.31	26.26	-14.83	29.70	-9.71	
	Rwanda	138.37	156.73	201.38	231.46	223.70	-1.01	13.28	28.48	14.94	-3.35	
	Burundi	56.19	52.42	43.64	47.50	49.17	21.37	-6.70	-16.75	8.86	3.52	
	Rest of Africa	714.90	770.86	965.37	1,182.67	1,086.33	-12.94	7.83	25.23	22.51	-8.15	
	EU	1,097.72	1,093.18	1,189.38	1,065.76	1,120.43	-18.10	-0.41	8.80	-10.39	5.13	
	UAE	502.33	511.93	516.62	627.23	470.25	-21.96	1.91	0.92	21.41	-25.03	
	China	396.33	436.65	549.20	713.29	660.03	4.69	10.17	25.78	29.88	-7.47	
	USA	128.89	126.97	204.50	120.33	157.75	-3.13	-1.49	61.06	-41.16	31.10	
	Japan	276.68	307.90	327.22	329.39	336.40	-0.10	11.28	6.28	0.66	2.13	
	India	540.74	698.32	947.30	1,280.56	1,573.72	10.53	29.14	35.66	35.18	22.89	
	Rest of the World	1,221.89	1,332.02	1,894.00	1,855.35	1,576.31	0.22	9.01	42.19	-2.04	-15.04	
	Total Trade		5,825.21	6,282.94	7,789.95	8,401.94	8,225.25	-6.80	7.86	23.99	7.86	-2.10
	Tanzania	Kenya	304.46	276.00	561.21	913.93	1,200.00	-25.41	-9.35	103.34	62.85	31.30
Uganda		12.13	17.88	89.06	211.51	134.00	-29.09	47.35	398.10	137.49	-36.65	
Rwanda		0.02	1.41	96.74	107.96	111.00	-61.58	7202.67	6760.99	11.60	2.81	
Burundi		0.31	0.60	40.63	58.50	70.00	-27.45	92.77	6671.67	43.97	19.66	
Rest of Africa		810.73	952.07	2,826.12	2,722.71	2,351.00	-24.20	17.43	196.84	-3.66	-13.65	
EU		1,240.99	1,156.00	2,141.69	2,212.81	1,748.00	-6.29	-6.85	85.27	3.32	-21.01	
UAE		631.57	672.00	1,321.25	1,121.67	1,279.00	-23.29	6.40	96.61	-15.11	14.03	
China		692.07	882.50	1,733.69	1,687.91	1,905.00	6.66	27.52	96.45	-2.64	12.86	
USA		138.82	156.97	351.95	308.43	294.00	-34.32	13.07	124.21	-12.37	-4.68	
Japan		422.15	556.11	850.01	817.23	736.00	67.45	31.73	52.85	-3.86	-9.94	
India		772.87	772.87	1,775.14	1,361.27	3,060.00	8.53	0.00	129.68	-23.31	124.79	
Rest of the World		1,505.11	2,576.84	4,123.41	5,739.03	4,811.00	4.49	71.21	60.02	39.18	-16.17	
Total Trade			6,531.22	8,021.25	15,910.90	17,262.96	17,699.00	-5.45	22.81	98.36	8.50	2.53
Kenya		Uganda	655.02	774.12	971.63	977.12	945.75	-4.85	18.18	25.51	0.57	-3.21
	Tanzania	489.93	553.59	646.47	713.46	605.70	-7.42	12.99	16.78	10.36	-15.10	
	Rwanda	126.39	138.40	157.37	200.37	168.43	-3.06	9.50	13.71	27.33	-15.94	
	Burundi	60.63	70.72	71.75	66.33	65.62	17.66	16.63	1.47	-7.55	-1.07	
	Rest of Africa	2,125.04	2,296.43	2,643.82	2,450.24	2,425.06	-3.70	8.07	15.13	-7.32	-1.03	
	EU	3,065.02	3,337.49	3,483.49	3,693.18	3,624.30	-5.85	8.89	4.37	6.02	-1.86	
	UAE	1,298.32	1,702.64	2,465.33	2,107.01	1,654.71	-26.51	31.14	44.79	-14.53	-21.47	
	China	995.62	1,556.06	1,662.18	2,037.41	2,166.22	3.46	56.29	6.82	22.57	6.32	
	USA	872.37	780.46	791.79	1,090.43	1,014.26	24.53	-10.54	1.45	37.72	-6.99	
	JAPAN	660.39	761.84	663.30	774.30	1,003.62	-3.42	15.36	-12.93	16.73	29.62	
	INDIA	1,142.60	1,410.13	1,778.69	2,393.54	3,108.51	-18.88	23.41	26.14	34.57	29.87	
	Rest of World	3,156.85	3,742.79	5,082.35	5,836.56	5,461.25	-15.67	18.56	35.79	14.84	-6.43	
	Total Trade		14,648.18	17,124.66	20,418.18	22,339.96	22,243.43	-9.17	16.91	19.23	9.41	-0.43
	Rwanda	Burundi	9.70	5.44	12.14	24.56	28.06	6.77	-43.93	123.22	102.40	14.26
Kenya		235.79	162.29	182.25	230.77	204.25	47.12	-31.17	12.30	26.62	-11.49	
Tanzania		55.78	67.59	75.45	242.67	356.30	111.40	21.17	11.63	221.64	46.83	
Uganda		157.41	159.66	196.38	303.29	290.86	4.27	1.43	23.00	54.44	-4.10	
Rest of Africa		137.52	99.10	221.26	230.22	199.76	19.84	-27.93	123.26	4.05	-13.23	
EU		318.56	251.94	351.03	293.16	284.35	3.76	-20.91	39.33	-16.49	-3.01	

Table 4(Ctd): Exports by Country /Region of Destination, 2009-2013(US\$ million)

Partner State	Country/Region						% Change				
		2009	2010	2011	2012	2013	2009	2010	2011	2012	2013
Rwanda	Burundi	5.02	3.91	8.52	13.63	20.81	-9.05	-22.13	117.90	60.00	52.65
	Kenya	82.20	38.80	63.85	95.55	83.00	162.49	-52.79	64.53	49.66	-13.14
	Tanzania	1.16	2.09	1.55	165.72	275.40	39.36	79.59	-25.94	10604.50	66.19
	Uganda	4.79	5.62	7.24	68.56	87.78	-15.98	17.25	28.87	846.89	28.03
	Total EAC	93.17	50.42	81.15	343.46	466.99	146.14	-45.88	60.95	323.23	35.96
	COMESA	62.14	20.92	72.00	128.85	119.27	72.17	-66.34	244.16	78.95	-7.44
	ECOWAS	0.46	0.55	1.92	0.37	0.09	454.76	21.64	246.76	-80.93	-75.70
	SADC	5.51	22.78	62.39	110.01	115.33	-87.03	313.72	173.92	76.31	4.84
	Rest of Africa	0.10	0.27	0.35	0.42	0.25	180.93	174.46	31.75	19.63	-39.99
	EU	34.55	45.71	123.25	13.60	7.45	-50.45	32.29	169.67	-88.97	-45.19
	o/w United Kingdom	4.75	10.89	17.42	2.51	1.65	-64.50	129.11	60.04	-85.57	-34.44
	USA	3.79	7.37	9.99	6.32	4.47	1.50	94.48	35.64	-36.80	-29.21
	United Arab Emirates	0.32	0.38	3.26	0.60	16.55	-78.71	19.88	746.27	-81.64	2668.74
	India	0.17	0.09	0.43	0.25	0.23	-95.66	-48.16	382.66	-42.46	-9.52
	China	7.57	17.59	17.59	1.89	0.35	33.64	132.42	-0.02	-89.25	-81.67
ROW	29.22	50.17	107.16	12.31	5.80	-4.80	71.71	113.60	-88.51	-52.91	
Burundi	Kenya	6.93	9.84	15.30	3.76	8.01	41.99	55.45	55.45	-75.42	113.16
	Uganda	6.08	2.71	4.97	8.80	5.06	-55.43	83.39	83.39	77.06	-42.54
	Tanzania	1.31	1.36	0.72	5.61	12.13	3.82	-47.06	-47.06	679.17	116.21
	Rwanda	3.91	2.19	4.877	6.73	9.99	-43.99	122.69	122.69	37.99	48.49
	Total EAC	18.23	16.10	25.86	24.90	35.19	-11.68	60.64	60.64	-3.72	41.34
	COMESA	1.42	1.33	0.03	6.49	16.85	-6.34	-97.74	-97.74	21533.33	159.62
	ECOWAS	0.15	0.03	0.11	0.18	0.01	-80.00	266.67	266.67	64.55	-92.03
	SADC	0.53	0.23	0.12	13.40	16.00	-56.60	-47.83	-47.83	11066.67	19.42
	Rest of Africa	0.01	0.01	0.01	1.38	0.01	0.00	0.00	0.00	13700.00	-99.11
	EU	17.91	37.51	45.06	39.92	9.15	109.44	20.13	20.13	-11.41	-77.08
	o/w United Kingdom	0.5	15.8	18.00	18.31	1.83	3060.00	13.92	13.92	1.72	-90.01
	USA	0.00	0.00	0.60	0.62	0.66	-	-	-	3.33	6.92
	United Arab Emirates	27.3	6.3	39.20	105.41	78.63	-76.92	522.22	522.22	168.90	-25.41
	India	0.00	0.10	0.50	0.11	0.06	-	400.00	400.00	-78.00	-46.85
	China	0.40	0.20	1.30	0.61	0.29	-50.00	550.00	550.00	-53.08	-52.58
Japan					0.40						
Rest of World	53.25	52.47	88.59	63.68	20.37	-1.46	68.82	68.82	-28.12	-68.01	

Source: National Statistical Offices and Revenue Authorities of Partner States

Notes:

- (1) COMESA excludes Kenya, Uganda, Burundi and Rwanda
(2) SADC excludes Tanzania
(3) COMESA and SADC have overlapping membership

Table 5a: Intra-EAC Trade of the Major twenty imports, 2012 (Values in US\$ million)

Partner state	Ctry of Origin	HS level	Description of Goods	CIF Values		
Uganda	Kenya	2 digits				
		25	Salt; Sulphur; Earth & Ston; Plastering Mat; Lime & Cem	86.46		
		27	Mineral Fuels, Oils & Product Of Their Distillation; Etc	70.11		
		22	Beverages, Spirits And Vinegar	46.57		
		72	Iron And Steel	41.91		
		39	Plastics And Articles Thereof	38.69		
		30	Pharmaceutical Products	21.34		
		48	Paper & Paperboard; Art Of Paper Pulp, Paper/Paperboard	21.24		
		87	Vehicles O/T Railw/Tramw Roll-Stock, Pts & Accessories	20.13		
		34	Soap, Organic Surface-Active Agents, Washing Prep, Etc	18.42		
		84	Nuclear Reactors, Boilers, Mchy & Mech Appliance; Parts	15.89		
		15	Animal/Veg Fats & Oils & Their Cleavage Products; Etc	14.03		
		17	Sugars And Sugar Confectionery	12.85		
		85	Electrical Mchy Equip Parts Thereof; Sound Recorder Etc	12.77		
		21	Miscellaneous edible preparations.	12.41		
		31	Fertilisers	11.41		
		24	Tobacco And Manufactured Tobacco Substitutes	10.48		
		73	Articles of iron or steel.	10.10		
		70	Glass And Glassware	9.43		
		10	Cereals	9.26		
		28	Inorgn Chem; Compds Of Prec Met, Radioact Elements Etc	9.10		
				4 digits		
				2523	Portland Cement, Aluminous Cement, Slag Cement, Supersulphate Cement and similar Hydraulic Cements; whether or not Coloured or in the form of Clinkers	57.88
				2710	Petroleum Oils, Oils from Bituminous Minerals, not Crude; preparations n.e.s. containing 70% or more of Petroleum Oils, Oils from Bituminous Minerals; these being the Basic Constituents of the preparations	55.20
				2501	Salt (including Table Salt and Denatured Salt); Pure Sodium Chloride whether or not in Aqueous Solution; Sea Water	24.12
				7209	Iron or Non-alloy Steel; Flat-rolled Products, Width of 600mm or more, Cold- Rolled etc	23.70
				2207	Ethyl Alcohol, Undenatured; of an Alcoholic Strength by Volume of 80% Vol. or Higher; etc	20.16
				3923	Plastic articles for the Conveyance or Packing of Goods;	20.13
		2203	Beer made from Malt	18.21		
		3004	Medicaments; (not Goods of Heading No. 3002, 3005 or 3006) Consisting of Mixed or Unmixed)	17.92		
		7210	Iron or Non-alloy Steel; Flat-rolled Products, Width of 600mm or more, Clad, Plated or Coated	13.05		
		1704	Sugar Confectionery (including White Chocolate), not containing Cocoa	11.76		
		2402	Cigars, Cheroots, Cigarillos and Cigarettes; of Tobacco or of Tobacco Substitutes	10.48		
		3402	Organic Surface-active Agents (not Soap); Surface-active, Washing (including Auxiliary Washing) and Cleaning preparations, containing Soap or not, excluding those of Heading No. 3401	10.39		
		4819	Cartons, Boxes, Cases, Bags and the like, of Paper, Paperboard, Cellulose Wadding or Fibres; Box Files, Letter Trays and the like, of Paper or Paperboard, of a kind used in Offices, etc	10.27		
			Carboys, Bottles, Flasks, Jars, Pots, Phials, Ampoules, Containers of Glass of a kind used for the Conveyance or Packing of Goods; Preserving Jars of Glass; Stoppers, Lids and other Closures of Glass	8.84		
		7010	of Glass	8.84		
		2716	Electrical Energy	8.63		
			Margarine; Edible Mixtures or preparations of Animal or Vegetable Fats or Oils or of Fractions of Different Fats or Oils of this Chapter, other than Edible Fats or Oils of Heading No. 1516	8.29		
		1517		8.29		
		8716	Trailers and Semi-trailers; other Vehicles, not Mechanically Propelled; Parts thereof	7.75		
			Stoppers, Caps, Lids (including Crown Corks, Screw Caps, Pouring Stoppers); Capsules for			
		8309	Bottles, Threaded Bungs, Bung Covers, Seals and other Packing Accessories, of Base Metal	7.12		
		8471	Automatic data processing machines...; magnetic re	7.08		
			Fertilizers; Mineral, Chemical, containing 2 or 3 of the Elements Nitrogen, Phosphorus, Potassium; other Fertilisers; Goods of Chapter 31 in Tablets or Packages etc	6.38		
		3105		6.38		

Table 5a(Ctd): Intra-EAC Trade of the Major twenty imports, 2012 (Values in US\$ million)

Partner state	Ctry of Origin	HS level	Description of Goods	CIF Values		
	Tanzania	2 digits				
		27	Mineral Fuels, Oils & Product Of Their Distillation; Etc	6.63		
		10	Cereals	4.89		
		48	Paper & Paperboard; Art Of Paper Pulp, Paper/Paperboard	4.16		
		85	Electrical Mchy Equip Parts Thereof; Sound Recorder Etc	4.14		
		63	Other Made Up Textile Articles; Sets; Worn Clothing Etc	3.92		
		70	Glass And Glassware	3.49		
		22	Beverages, Spirits And Vinegar	3.29		
		84	Nuclear Reactors, Boilers, Mchy & Mech Appliance; Parts	2.72		
		89	Ships, boats and floating structures	2.23		
		72	Iron And Steel	2.10		
		39	Plastics And Articles Thereof	2.09		
		09	Coffee, Tea, Mate And Spices	1.24		
		31	Fertilisers	0.99		
		07	Edible Vegetables And Certain Roots And Tubers	0.98		
		15	Animal/Veg Fats & Oils & Their Cleavage Products; Etc	0.80		
		17	Sugars And Sugar Confectionery	0.65		
		03	Fish & Crustacean, Mollusc & Other Aquatic Invertebrate	0.53		
		23	Residues and waste from the food industries; prepa	0.50		
		33	Essential Oils & Resinoids; Perf, Cosmetic/Toilet Prep	0.45		
		56	Wadding, Felt & Nonwoven; Yams; Twine, Cordage, Etc	0.41		
				4 digits		
				2710	Petroleum oils and oils obtained from bituminous minerals, other than crude	5.35
				8504	Electrical transformers, static converters and inductors	3.69
				1006	Rice	3.63
				4819	Cartons, boxes, etc; box files, etc, of paper, paperboard, etc	3.56
				7010	Carboys, bottles, flasks... Ampoules, etc; stoppers, lids..., of glass	3.48
				2207	Ethyl alcohol, undenatured of >=80% alcohol, denatured spirits	3.21
				6304	Other furnishing articles, nes (excl. Of 94.04)	2.46
				8901	Cruise ships, excursion boats, etc, for transport of people or goods	2.23
				6305	Sacks and bags, used for packing goods	1.42
				7210	Rolled iron or non-alloy steel, >=600mm wide, clad, plated or coated	1.30
				0901	Coffee; coffee husks and skins; coffee substitutes containing coffee	1.23
				2711	Petroleum gases and other gaseous hydrocarbons	1.17
				3923	Articles for conveyance or packing of goods, of plastics	1.09
				8474	Machinery for sorting..., agglomerating... Earth, stone, ores, etc	0.82
			1512	Sunflower-seed, safflower or cotton-seed oil and their fractions	0.77	
			3920	Other plates..., of plastics, not reinforced, etc	0.77	
			8431	Parts suitable for use with the machinery of 84.25 to 84.30	0.67	
			3102	Mineral or chemical fertilizers, nitrogenous	0.67	
			1701	Cane or beet sugar and chemically pure sucrose, in solid form	0.54	
			1007	Grain sorghum	0.54	
		Rwanda	2 digit			
			72	Iron and steel.	3.06	
			41	Raw hides and skins (other than furskins) and leather.	0.38	
			87	Vehicles other than railway or tramway rolling-stock, and parts and accessories thereof.	0.36	
			27	Mineral fuels, mineral oils and products of their distillation; bituminous substances; etc.	0.29	
			09	Coffee, tea, maté and spices.	0.15	
			39	Plastics and articles thereof.	0.14	

Table 5a(Ctd): Intra-EAC Trade of the Major twenty imports, 2012 (Values in US\$ million)

Partner state	Ctry of Origin	HS level	Description of Goods	CIF Values		
		85	Electrical machinery and equipment and parts thereof; sound recorders and reproducers, television image and etc.	0.13		
		84	Nuclear reactors, boilers, machinery and mechanical appliances; parts thereof.	0.12		
		73	Articles of iron or steel.	0.08		
		44	Wood and articles of wood; wood charcoal.	0.07		
		70	Glass and glassware.	0.07		
		22	Beverages, spirits and vinegar.	0.06		
		55	Man-made staple fibres.	0.06		
		33	Essential oils and resinoids; perfumery, cosmetic or toilet preparations.	0.05		
		92	Musical instruments; parts and accessories of such articles.	0.04		
		82	Tools, implements, cutlery, spoons and forks, of base metal; parts thereof of base metal.	0.04		
		63	Other made up textile articles; sets; worn clothing and worn textile articles; rags.	0.04		
		64	Footwear, gaiters and the like; parts of such articles.	0.04		
				34	Soap, organic surface-active agents, washing preparations, lubricating preparations, artificial waxes, prepared waxes, polishing or scouring preparations, candles and similar articles, modelling pastes, "dental waxes" and dental preparations with a basis	0.04
				94	Furniture; bedding, mattresses, mattress supports, cushions and similar stuffed furnishings; lamps and lighting fittings, not elsewhere specified or included etc.	0.02
				4 digit		
				7204	Ferrous waste and scrap; remelting scrap ingots of iron or steel	2.97
				4101	Raw hides and skins of bovine or equine animals, not tanned	0.38
				8705	Special purpose motor vehicles (eg crane, fire-fighting, etc, vehicles)	0.34
				2716	Electrical energy	0.26
				0901	Coffee; coffee husks and skins; coffee substitutes containing coffee	0.15
				3923	Articles for conveyance or packing of goods, of plastics	0.14
				7214	Iron/steel bars and rods, forged, etc (incl. Twisted), uncoiled	0.09
				8426	Derricks; cranes; mobile lifting frames... Trucks fitted with a crane	0.09
				7311	Containers for compressed or liquified gas, of iron or steel	0.07
				4413	Densified wood, in blocks, plates, strips or profile shapes	0.07
				7010	Carboys, bottles, flasks... Ampoules, etc; stoppers, lids..., of glass	0.06
				5513	Woven fabrics, <85% synthetic staple fibres, with cotton, =<170g/m2	0.06
				8525	Radio-communication/television transmission apparatus; tv cameras	0.05
				3304	Beauty, make-up, skin-care (incl. Suntan), manicure... Preparations	0.05
				2203	Beer made from malt	0.04
				3401	Soap; organic surface-active products in bars, etc; paper with soap, etc	0.03
				9207	Musical instruments with electrically produced or amplified sound	0.03
				8205	Hand tools, nes; blow lamps; vices, clamps, etc; anvils, etc	0.03
				6402	Other footwear with outer soles and uppers of rubber or plastics	0.03
				2202	Waters (incl. Mineral and aerated), with added sugar...(incl. Sweetened)	0.02
			Burundi	2 digit		
				72	Iron and steel.	0.56
				09	Coffee, tea, maté and spices.	0.24
				39	Plastics and articles thereof.	0.24
				84	Nuclear reactors, boilers, machinery and mechanical appliances; parts thereof.	0.18
		41	Raw hides and skins (other than furskins) and leather.	0.13		
		70	Glass and glassware.	0.05		
		22	Beverages, spirits and vinegar.	0.01		
		87	Vehicles other than railway or tramway rolling-stock, and parts and accessories thereof.	0.00		
		73	Articles of iron or steel.	0.00		
		05	Products of animal origin, not elsewhere specified or included.	0.00		

Table 5a(Ctd): Intra-EAC Trade of the Major twenty imports, 2012 (Values in US\$ million)

Partner state	Ctry of Origin	HS level	Description of Goods	CIF Values
		82	Tools, implements, cutlery, spoons and forks, of base metal; parts thereof of metal.	0.00
		63	Other made up textile articles; sets; worn clothing and worn textile articles; rags.	0.00
		85	Electrical machinery and equipment and parts thereof; sound recorders and reproducers, television image and sound recorders and reproducers, and parts and accessories of such articles.	0.00
		12	Oil seeds and oleaginous fruits; miscellaneous grains, seeds and fruit; industrial or medicinal plants; straw and fodder.	0.00
		25	Salt; sulphur; earths and stone; plastering materials, lime and cement.	0.00
		94	Furniture; bedding, mattresses, mattress supports, cushions and similar stuffed furnishings; lamps and lighting fittings, not elsewhere specified or included; illuminated signs, illuminated name-plates and the like; prefabricated buildings.	0.00
		65	Headgear and parts thereof.	0.00
		64	Footwear, gaiters and the like; parts of such articles.	0.00
		40	Rubber and articles thereof.	0.00
		62	Articles of apparel and clothing accessories, not knitted or crocheted.	0.00
		4 digit		
		7204	Ferrous waste and scrap; remelting scrap ingots of iron or steel	0.56
		0901	Coffee; coffee husks and skins; coffee substitutes containing coffee	0.24
		3923	Articles for conveyance or packing of goods, of plastics	0.24
		8478	Machinery for preparing or making up tobacco, nes	0.15
		4101	Raw hides and skins of bovine or equine animals, not tanned	0.13
		7010	Carboys, bottles, flasks... Ampoules, etc; stoppers, lids..., of glass	0.05
		2203	Beer made from malt	0.01
		8477	Machinery for working rubber/plastics or making products thereof, nes	0.01
		8414	Air/vacuum pumps, air/gas compressors and fans;hoods with a fan	0.01
		8704	Motor vehicles for the transport of goods	0.00
		8474	Machinery for sorting..., agglomerating... Earth, stone, ores, etc	0.00
		8438	Machinery, nes, for the industrial preparation of food or drink	0.00
		7308	Iron/steel structures and parts thereof; plates, rods... Therefor	0.00
		8424	Appliances for spraying...liquids/powder; fire extinguishers, etc	0.00
		8471	Automatic data processing machines...; magnetic readers..., nes	0.00
		0507	Ivory, tortoise-shell, whalebone and whalebone hair, etc, unworked	0.00
		8443	Printing machinery; machines for uses ancillary to printing	0.00
		3909	Amino-resins, phenolic resins and polyurethanes, in primary forms	0.00
		8473	Parts and accessories suitable for machines of 84.69 to 84.72	0.00
		2208	Undenatured ethyl alcohol of an alcoholic strength <80%; spirits, etc	0.00
Kenya	Uganda	2 digits		
		10	Cereals.	35.97
		07	Edible vegetables and certain roots and tubers.	32.61
		17	Sugars and sugar confectionery.	24.40
		12	Oil seeds and oleaginous fruits; miscellaneous gra	19.56
		04	Dairy produce; birds' eggs; natural honey; edible	16.38
		24	Tobacco and manufactured tobacco substitutes.	14.18
		23	Residues and waste from the food industries; prepa	6.88
		09	Coffee, tea, maté and spices.	4.26
		44	Wood and articles of wood; wood charcoal.	3.23
		15	Animal or vegetable fats and oils and their cleava	3.12
		41	Raw hides and skins (other than furskins) and leat	2.81
		48	Paper and paperboard; articles of paper pulp, of p	2.80
		52	Cotton.	2.11
		72	Iron and steel.	1.95

Table 5a(Ctd): Intra-EAC Trade of the Major twenty imports, 2012 (Values in US\$ million)

Partner state	Ctry of Origin	HS level	Description of Goods	CIF Values
Kenya	Uganda			
		08	Edible fruit and nuts; peel of citrus fruit or mel	1.52
		22	Beverages, spirits and vinegar.	1.48
		90	Optical, photographic, cinematographic, measuring,	1.13
		20	Preparations of vegetables, fruit, nuts or other p	0.89
		01	Live animals.	0.64
		30	Pharmaceutical products.	0.53
		4 digits		
		0713	Dried leguminous vegetables, shelled	25.77
		1701	Cane or beet sugar and chemically pure sucrose, in	23.96
		1005	Maize(corn)	21.44
		2401	Unmanufactured tobacco; tobacco refuse	14.16
		0402	Milk and cream, concentrated or sweetened	10.68
		1008	Buckwheat, millet and canary seed and other cereal	10.32
		1207	Other oil seeds and oleaginous fruits	6.70
		1201	Soya beans	6.64
		1202	Ground-nuts, not roasted or otherwise cooked	5.43
		0401	Milk and cream, not concentrated or sweetened	4.95
		0708	Leguminous vegetables, shelled or unshelled, fresh	4.53
		0902	Tea	4.25
		1007	Grain sorghum	3.86
		2302	Brans, sharps and other residues, derived from wor	2.46
		4104	Leather of bovine or equine animals, without hair	2.40
		4410	Particle board and similar board of wood or other	2.26
		0714	Roots and tubers with high starch content, fresh o	2.25
		2306	Oil-cake and other solid residues, of vegetable fa	2.22
		5203	Cotton, carded or combed	1.86
		1512	Sunflower-seed, safflower or cotton-seed oil and t	1.85
	Tanzania	2 digits		
		10	Cereals.	43.98
		48	Paper and paperboard; articles of paper pulp, of p	21.45
		63	Other made up textile articles; sets; worn clothin	17.37
		22	Beverages, spirits and vinegar.	7.71
		73	Articles of iron or steel.	7.40
		27	Mineral fuels, mineral oils and products of their	7.20
		23	Residues and waste from the food industries; prepa	6.45
		05	Products of animal origin, not elsewhere specified	6.32
		52	Cotton.	5.65
		07	Edible vegetables and certain roots and tubers.	5.11
		39	Plastics and articles thereof.	4.39
		88	Aircraft, spacecraft, and parts thereof.	3.82
		44	Wood and articles of wood; wood charcoal.	3.41
		84	Nuclear reactors, boilers, machinery and mechanica	2.79
		85	Electrical machinery and equipment and parts there	2.68
		60	Knitted or crocheted fabrics.	2.58
		26	Ores, slag and ash.	2.29
		03	Fish and crustaceans, molluscs and other aquatic i	1.79
		55	Man-made staple fibres.	1.68
		33	Essential oils and resinoids; perfumery, cosmetic	1.39

Table 5a(Ctd): Intra-EAC Trade of the Major twenty imports, 2012 (Values in US\$ million)

Partner state	Ctry of Origin	HS level	Description of Goods	CIF Values	
Kenya	Tanzania	4 digits			
		1005	Maize(corn)	38.56	
		4804	Uncoated kraft paper and paperboard, in rolls or s	18.04	
		6304	Other furnishing articles, nes (excl. Of 94.04)	12.41	
		0511	Animal products, nes; dead of chapters 1 and 3, un	6.32	
		2306	Oil-cake and other solid residues, of vegetable fa	5.08	
		2711	Petroleum gases and other gaseous hydrocarbons	4.28	
		6305	Sacks and bags, used for packing goods	4.21	
		1007	Grain sorghum	4.07	
		3923	Articles for conveyance or packing of goods, of pl	3.85	
		8802	Other aircraft (eg helicopters, aeroplanes); space	3.73	
		7306	Other tubes, pipes and hollow profiles of iron or	3.61	
		0713	Dried leguminous vegetables, shelled	3.07	
		2203	Beer made from malt	2.99	
		6006	Other knitted or crocheted fabrics.	2.58	
		4821	Paper or paperboard labels of all kinds, whether o	2.55	
		2606	Aluminium ores	2.29	
		4403	Wood in the rough or roughly squared	2.29	
		5205	Cotton yarn, with >=85% cotton, not put up for ret	2.11	
		5203	Cotton, carded or combed	1.97	
	7305	Other circular tubes and pipes, diameter >406.4mm,	1.71		
		Rwanda	2 digits		
			41	Raw hides and skins (other than furskins) and leat	7.81
			09	Coffee, tea, maté and spices.	1.39
			72	Iron and steel.	0.24
			07	Edible vegetables and certain roots and tubers.	0.13
			85	Electrical machinery and equipment and parts there	0.04
			63	Other made up textile articles; sets; worn clothin	0.03
			25	Salt; sulphur; earths and stone; plastering materi	0.02
			49	Printed books, newspapers, pictures and other prod	0.01
			84	Nuclear reactors, boilers, machinery and mechanica	0.01
			97	Works of art, collectors' pieces and antiques.	0.00
			73	Articles of iron or steel.	0.00
			88	Aircraft, spacecraft, and parts thereof.	0.00
		95	Toys, games and sports requisites; parts and acces	0.00	
		69	Ceramic products.	0.00	
		94	Furniture; bedding, mattresses, mattress supports,	0.00	
		70	Glass and glassware.	0.00	
		42	Articles of leather; saddlery and harness; travel	0.00	
		39	Plastics and articles thereof.	0.00	
		82	Tools, implements, cutlery, spoons and forks, of b	0.00	
		30	Pharmaceutical products.	0.00	
			4 digits		
		4103	Other raw hides and skins, fresh or preserved, not	4.98	
		4101	Raw hides and skins of bovine or equine animals, n	2.82	
		0902	Tea	1.06	
		0901	Coffee; coffee husks and skins; coffee substitutes	0.34	
		7214	Iron/steel bars and rods, forged, etc (incl. Twist	0.24	
		0708	Leguminous vegetables, shelled or unshelled, fresh	0.13	

Table 5a(Ctd): Intra-EAC Trade of the Major twenty imports, 2012 (Values in US\$ million)

Partner state	Ctry of Origin	HS level	Description of Goods	CIF Values	
Kenya	Rwanda	6309	Worn clothing	0.03	
		8517	Electrical apparatus for line telephony or line te	0.01	
		4106	Goat or kid skin leather, without hair on	0.01	
		4901	Printed books, brochures, leaflets and similar pri	0.01	
		2506	Quartz; quartzite	0.01	
		8516	Electric water and space heaters, hair-dressing ap	0.01	
		2530	Mineral substances not elsewhere specified or incl	0.01	
		8528	Television receivers (incl. Video monitors and vid	0.01	
		8525	Radio-communication/television transmission appara	0.00	
		9703	Sculptures and statuary, in any material	0.00	
		8473	Parts and accessories suitable for machines of 84.	0.00	
		8518	Microphones; loudspeakers; headphones...; electric	0.00	
		8803	Parts of goods of 88.01 or 88.02	0.00	
		8521	Video recording or reproducing apparatus	0.00	
			Burundi	2 digits	
		41		Raw hides and skins (other than furskins) and leat	3.41
		09		Coffee, tea, maté and spices.	0.24
		63		Other made up textile articles; sets; worn clothin	0.01
		85		Electrical machinery and equipment and parts there	0.00
		25		Salt; sulphur; earths and stone; plastering materi	0.00
		84		Nuclear reactors, boilers, machinery and mechanica	0.00
				4 digits	
			4103	Other raw hides and skins, fresh or preserved, not	1.96
			4101	Raw hides and skins of bovine or equine animals, n	1.37
			0902	Tea	0.24
			4104	Leather of bovine or equine animals, without hair	0.08
			6309	Worn clothing	0.01
			8517	Electrical apparatus for line telephony or line te	0.00
			2508	Other clays, andalusite, kyanite, etc; mullite; ch	0.00
			8516	Electric water and space heaters, hair-dressing ap	0.00
			6307	Other made up articles (incl. Dress patterns)	0.00
			8450	Household or laundry-type washing machines (incl.	0.00
			8508	Electro-mechanical tools for working in the hand,	0.00
		8528	Television receivers (incl. Video monitors and vid	0.00	
		8414	Air/vacuum pumps, air/gas compressors and fans; hoo	0.00	
		8504	Electrical transformers, static converters and ind	0.00	
		8544	Insulated wire, cable, etc; optical fibre cables	0.00	
Rwanda	Kenya	2 digits			
		72	Iron and steel	17.33	
		15	Animal or vegetable fats and oils and their cleavage products; prepared edible fats; etc	10.71	
		27	Mineral fuels, mineral oils and products of their distillation; bituminous substances; etc	9.43	
		30	Pharmaceutical products	8.08	
		84	Nuclear reactors, boilers, machinery and mechanical appliances; parts thereof	7.70	
		39	Plastics and articles thereof	7.66	
		85	Electrical machinery and equipment and parts thereof; sound recorders and reproducers, television image and sound recorders and reproducers, and parts and accessories of such articles	6.95	
		48	Paper and paperboard; articles of paper pulp, of paper or of paperboard	6.83	
		25	Salt; sulphur; earths and stone; plastering materials, lime and cement	6.10	

Table 5a(Ctd): Intra-EAC Trade of the Major twenty imports, 2012 (Values in US\$ million)

Partner state	Ctry of Origin	HS level	Description of Goods	CIF Values		
Rwanda	Kenya	64	Footwear, gaiters and the like; parts of such articles	4.96		
		24	Tobacco and manufactured tobacco substitutes	4.02		
		73	Articles of iron or steel	4.01		
		34	Soap, organic surface-active agents, washing preparations, lubricating preparations, artificial waxes, prepared waxes, polishing or scouring preparations, candles and similar articles, modelling pastes,	3.74		
		17	Sugars and sugar confectionery	3.54		
		49	Printed books, newspapers, pictures and other products of the printing industry; manuscripts, typescripts and plans	2.78		
		28	Inorganic chemicals; organic or inorganic compounds of precious metals, of rare-earth metals, of radioactive elements or of isotopes	2.29		
		94	Furniture; bedding, mattresses, mattress supports, cushions and similar stuffed furnishings; lamps and lighting fittings, not elsewhere specified or included; illuminated signs, illuminated name-plates and the like	1.95		
		76	Aluminium and articles thereof	1.78		
		87	Vehicles other than railway or tramway rolling stock, and parts and accessories thereof	1.71		
		32	Tanning or dyeing extracts; tannins and their derivatives; dyes, pigments and other colouring matter; paints and varnishes; putty and other mastics; inks	1.67		
		4 digits				
		7210	Flat-rolled products of iron or non-alloy steel, of a width of 600 mm or more, clad, plated or coated	11.48		
		2710	Petroleum oils and oils obtained from bituminous minerals, other than crude; preparation	8.54		
	3004	Medicaments (excluding goods of heading 30.02, 30.05 or 30.06) consisting of mixed etc	7.40			
	1511	Palm oil and its fractions, whether or not refined, but not chemically modified.	6.47			
	2402	Cigars, cheroots, cigarillos and cigarettes, of tobacco or of tobacco substitutes.	4.02			
	2501	Salt (including table salt and denatured salt) and pure sodium chloride, whether or not	3.87			
	4819	Cartons, boxes, cases, bags and other packing containers, of paper, paperboard, cellulose	3.65			
	1704	Sugar confectionery (including white chocolate), not containing cocoa.	3.40			
	3924	Tableware, kitchenware, other household articles and toilet articles, of plastics.	2.65			
	6402	Other footwear with outer soles and uppers of rubber or plastics.	2.44			
	8471	Automatic data processing machines and units thereof; magnetic or optical readers, etc	2.38			
	4901	Printed books, brochures, leaflets and similar printed matter, whether or not in single	2.25			
	3402	Organic surface-active agents (other than soap); surface-active preparations, washing pr	1.99			
	8544	Insulated (including enamelled or anodised) wire, cable (including co-axial cable) and o	1.92			
	6401	Waterproof footwear with outer soles and uppers of rubber or of plastics, the uppers of	1.87			
	7214	Other bars and rods of iron or non-alloy steel, not further worked than forged, hot-roll	1.86			
	7216	Angles, shapes and sections of iron or non-alloy steel.	1.84			
	2523	Portland cement, aluminous cement, slag cement, supersulphate cement and similar etc	1.83			
	3917	Tubes, pipes and hoses, and fittings therefor (for example, joints, elbows, flanges), of	1.72			
	7306	Other tubes, pipes and hollow profiles (for example, open seam or welded, riveted or sim	1.70			
	Tanzania	2 digits				
		31	Fertilisers	14.59		
		25	Salt; sulphur; earths and stone; plastering materials, lime and cement	9.22		
		17	Sugars and sugar confectionery	7.41		
		12	Oil seeds and oleaginous fruits; miscellaneous grains, seeds and fruit; industrial etc	6.89		
		72	Iron and steel	5.41		
03		Fish and crustaceans, molluscs and other aquatic invertebrates	4.67			
27		Mineral fuels, mineral oils and products of their distillation; bituminous substances; mineral waxes	3.67			
10		Cereals	3.66			
04		Dairy produce; birds' eggs; natural honey; edible products of animal origin, not elsewhere specified or included	3.32			
70		Ceramic products	2.54			
33		Essential oils and resinoids; perfumery, cosmetic or toilet preparations	2.06			
07		Edible vegetables and certain roots and tubers	2.00			

Table 5a(Ctd): Intra-EAC Trade of the Major twenty imports, 2012 (Values in US\$ million)

Partner state	Ctry of Origin	HS level	Description of Goods	CIF Values		
Rwanda	Tanzania	39	Plastics and articles thereof	1.92		
		63	Other made up textile articles; sets; worn clothing and worn textile articles; rags	1.71		
		22	Beverages, spirits and vinegar	1.03		
		48	Paper and paperboard; articles of paper pulp, of paper or of paperboard	0.94		
		08	Edible fruit and nuts; peel of citrus fruit or melons	0.65		
		85	Electrical machinery and equipment and parts thereof; sound recorders and reproducers, television image and sound recorders and reproducers, and parts and accessories of such articles	0.52		
		36	Explosives; pyrotechnic products; matches; pyrophoric alloys; certain combustible preparations	0.51		
		19	Preparations of cereals, flour, starch or milk; pastrycooks' products	0.50		
		4 digits				
		3105	Mineral or chemical fertilisers containing two or three of the fertilising elements nitr	12.19		
		2523	Portland cement, aluminous cement, slag cement, supersulphate cement and similar	8.94		
		1701	Cane or beet sugar and chemically pure sucrose, in solid form.	7.39		
		7214	Other bars and rods of iron or non-alloy steel, not further worked than forged, hot-roll	5.05		
		1202	Ground-nuts, not roasted or otherwise cooked, whether or not shelled or broken.	4.66		
		0305	Fish, dried, salted or in brine; smoked fish, whether or not cooked before or during the	4.62		
		0409	Natural honey.	3.32		
		7010	Carboys, bottles, flasks, jars, pots, phials, ampoules and other containers, of glass, o	2.52		
		1211	Plants and parts of plants (including seeds and fruits), of a kind used primarily in per	2.21		
		2712	Petroleum jelly; paraffin wax, micro-crystalline petroleum wax, slack wax, ozokerite, li	1.99		
	1006	Rice.	1.94			
	3304	Beauty or make-up preparations and preparations for the care of the skin (other than med	1.67			
	6305	Sacks and bags, of a kind used for the packing of goods.	1.60			
	3102	Mineral or chemical fertilisers, nitrogenous.	1.49			
	2711	Petroleum gases and other gaseous hydrocarbons.	1.42			
	1005	Maize (corn).	1.07			
	2202	Waters, including mineral waters and aerated waters, containing added sugar or other swe	0.97			
	3104	Mineral or chemical fertilisers, potassic.	0.90			
	3923	Articles for the conveyance or packing of goods, of plastics; stoppers, lids, caps and o	0.66			
	3917	Tubes, pipes and hoses, and fittings therefor (for example, joints, elbows, flanges), of	0.63			
	Uganda	2 digits				
		15	Animal or vegetable fats and oils and their cleavage products; prepared edible fats; animal or vegetable waxes	58.28		
		25	Salt; sulphur; earths and stone; plastering materials, lime and cement	56.96		
		34	Soap, organic surface-active agents, washing preparations, lubricating preparations, artificial waxes, prepared waxes, polishing or scouring preparations, candles and similar articles, modelling pastes,	16.53		
		63	Other made up textile articles; sets; worn clothing and worn textile articles; rags	13.41		
		72	Iron and steel	9.99		
		10	Cereals	9.54		
		17	Sugars and sugar confectionery	9.31		
		73	Articles of iron or steel	5.01		
		48	Paper and paperboard; articles of paper pulp, of paper or of paperboard	4.74		
20	Preparations of vegetables, fruit, nuts or other parts of plants	4.65				
39	Plastics and articles thereof	3.90				
32	Tanning or dyeing extracts; tannins and their derivatives; dyes, pigments and other colouring matter; paints and varnishes; putty and other mastics; inks	3.64				
22	Beverages, spirits and vinegar	3.49				
01	Live animals	3.27				
19	Preparations of cereals, flour, starch or milk; pastrycooks' products	3.01				
03	Fish and crustaceans, molluscs and other aquatic invertebrates	2.83				

Table 5a(Ctd): Intra-EAC Trade of the Major twenty imports, 2012 (Values in US\$ million)

Partner state	Ctry of Origin	HS level	Description of Goods	CIF Values	
Rwanda	Uganda	44	Wood and articles of wood; wood charcoal	2.68	
		33	Essential oils and resinoids; perfumery, cosmetic or toilet preparations	2.53	
		30	Pharmaceutical products	1.70	
		12	Oil seeds and oleaginous fruits; miscellaneous grains, seeds and fruit; industrial or medicinal plants; straw and fodder	1.58	
		4 digits			
		2523	Portland cement, aluminous cement, slag cement, supersulphate cement and similar hydraul	55.68	
		1516	Animal or vegetable fats and oils and their fractions, partly or wholly hydrogenated, in	28.32	
		1511	Palm oil and its fractions, whether or not refined, but not chemically modified.	25.35	
		3401	Soap; organic surface-active products and preparations for use as soap, in the form of b	13.96	
		6309	Worn clothing and other worn articles.	12.50	
		1701	Cane or beet sugar and chemically pure sucrose, in solid form.	9.11	
		1005	Maize (corn).	7.83	
		2009	Fruit juices (including grape must) and vegetable juices, unfermented and not containing	4.65	
		1512	Sunflower-seed, safflower or cotton-seed oil and fractions thereof, whether or not refin	3.49	
		4819	Cartons, boxes, cases, bags and other packing containers, of paper, paperboard, cellulose	3.33	
		3208	Paints and varnishes (including enamels and lacquers) based on synthetic polymers or che	3.21	
		0102	Live bovine animals.	3.08	
		7304	Tubes, pipes and hollow profiles, seamless, of iron (other than cast iron) or steel.	2.71	
		7214	Other bars and rods of iron or non-alloy steel, not further worked than forged, hot-roll	2.63	
		3402	Organic surface-active agents (other than soap); surface-active preparations, washing pr	2.53	
		1905	Bread, pastry, cakes, biscuits and other bakers' wares, whether or not containing cocoa;	2.49	
		2208	Undenatured ethyl alcohol of an alcoholic strength by volume of less than 80 % vol; spir	2.46	
		7210	Flat-rolled products of iron or non-alloy steel, of a width of 600 mm or more, clad, pla	2.42	
		0305	Fish, dried, salted or in brine; smoked fish, whether or not cooked before or during the	2.08	
		3917	Tubes, pipes and hoses, and fittings therefor (for example, joints, elbows, flanges), of	1.96	
		Burundi	2 digit		
				Soap, organic surface-active agents, washing preparations, lubricating preparations, artificial waxes, prepared waxes, polishing or scouring preparations, candles and similar articles, modelling pastes,	6.67
			34		0.72
			09	Coffee, tea, mate and spices	0.72
			07	Edible vegetables and certain roots and tubers	0.45
			08	Edible fruit and nuts; peel of citrus fruit or melons	0.43
			39	Plastics and articles thereof	0.31
			10	Cereals	0.28
			70	Ceramic products	0.28
			87	Vehicles other than railway or tramway rolling stock, and parts and accessories thereof	0.25
			03	Fish and crustaceans, molluscs and other aquatic invertebrates	0.22
			72	Iron and steel	0.21
			22	Beverages, spirits and vinegar	0.19
			84	Nuclear reactors, boilers, machinery and mechanical appliances; parts thereof	0.18
		85	Electrical machinery and equipment and parts thereof; sound recorders TV image etc	0.10	
		11	Products of the milling industry; malt; starches; inulin; wheat gluten	0.08	
			Animal or vegetable fats and oils and their cleavage products; prepared edible fats; animal or vegetable waxes	0.08	
		63	Other made up textile articles; sets; worn clothing and worn textile articles; rags	0.07	
		73	Articles of iron or steel	0.06	
		24	Tobacco and manufactured tobacco substitutes	0.06	
		30	Pharmaceutical products	0.05	
		23	Residues and waste from the food industries; prepared animal fodder	0.03	

Table 5a(Ctd): Intra-EAC Trade of the Major twenty imports, 2012 (Values in US\$ million)

Partner state	Ctry of Origin	HS level	Description of Goods	CIF Values
Rwanda	Burundi	4 digit		
		6810	Soap; organic surface-active products and preparations for use as soap, in the form of b	6.67
		1211	Coffee, whether or not roasted or decaffeinated; coffee husks and skins; coffee substitu	0.69
		4901	Carboys, bottles, flasks, jars, pots, phials, ampoules and other containers, of glass, o	0.28
		9113	Other fruit, fresh.	0.25
		8418	Articles for the conveyance or packing of goods, of plastics; stoppers, lids, caps and o	0.24
		3210	Maize (corn).	0.22
		0501	Fish, dried, salted or in brine; smoked fish, whether or not cooked before or during the	0.21
		4012	Beer made from malt.	0.19
		3926	Special purpose motor vehicles, other than those principally designed for the transport	0.19
		1209	Leguminous vegetables, shelled or unshelled, fresh or chilled.	0.17
		1604	Ferrous waste and scrap; remelting scrap ingots of iron or steel.	0.17
		0706	Citrus fruit, fresh or dried.	0.15
		9701	Parts suitable for use solely or principally with the machinery of headings 84.25 to 84.	0.14
		1101	Dried leguminous vegetables, shelled, whether or not skinned or split.	0.12
		2809	Cereal flours other than of wheat or meslin.	0.08
		6306	Palm oil and its fractions, whether or not refined, but not chemically modified.	0.07
4823	Worn clothing and other worn articles.	0.07		
5210	Tubes, pipes and hoses, and fittings therefor (for example, joints, elbows, flanges), of	0.07		
7014	Insulated (including enamelled or anodised) wire, cable (including co-axial cable) and o	0.06		
	8516	Motor cars and other motor vehicles principally designed for the transport of persons (o	0.06	
Burundi	Kenya	2 digit		
		72	Iron And Steel	10.41
		73	Articles Of Iron Or Steel	5.63
		27	Mineral Fuels, Oils & Product Of Their Distillation; Etc	4.20
		39	Plastics And Articles Thereof	3.68
		25	Salt; Sulphur; Earth & Ston; Plastering Mat; Lime & Cem	3.56
		32	Tanning/Dyeing Extract; Tannins & Derivs; Pigm Etc	1.68
		30	Pharmaceutical Products	1.29
		85	Electrical Mchy Equip Parts Thereof; Sound Recorder Etc	1.20
		17	Sugars And Sugar Confectionery	1.16
		84	Nuclear Reactors, Boilers, Mchy & Mech Appliance; Parts	1.07
		31	Fertilisers	1.02
		34	Soap, Organic Surface-Active Agents, Washing Prep, Etc	1.01
		87	Vehicles O/T Railw/Tramw Roll-Stock, Pts & Accessories	0.77
		28	Inorgn Chem; Compds Of Prec Met, Radioact Elements Etc	0.75
		48	Paper & Paperboard; Art Of Paper Pulp, Paper/Paperboard	0.72
		76	Aluminium And Articles Thereof	0.68
		44	Wood And Articles Of Wood; Wood Charcoal	0.41
		22	Beverages, Spirits And Vinegar	0.38
		90	Optical, Photo, Cine, Meas, Checking, Precision, Etc	0.27
		40	Rubber And Articles Thereof	0.21
		49	Printed Books, Newspapers, Pictures & Other Product Etc	0.18
		70	Glass And Glassware	0.06

Table 5a(Ctd): Intra-EAC Trade of the Major twenty imports, 2012 (Values in US\$ million)

Partner state	Ctry of Origin	HS level	Description of Goods	CIF Values		
Burundi	Kenya	4 digits				
		1704	Sugar Confectionery (Incl. White Chocolate), Not Containing Cocoa	1.16		
		2203	Beer Made From Malt	0.12		
		2523	Portland Cement, Aluminous Cement, Persulphate Cement, Etc	3.11		
		2710	Petroleum Oils, Etc, (Excl. Crude); Preparations Thereof, Nes	4.05		
		3004	Medicaments Of Mixed Or Unmixed Products, For Retail Sale	1.13		
		3102	Mineral Or Chemical Fertilizers, Nitrogenous	0.12		
		3209	Paints And Varnishes, In An Aqueous Medium	0.54		
		3401	Soap; Organic Surface-Active Products In Bars, Etc; Paper With Soap,Etc	0.74		
		3402	Non-Soap Surface-Active Agents; Washing Preparations, Nes	0.20		
		3917	Tubes, Pipes And Hoses, And Fittings Therefor, Of Plastics	0.01		
		3923	Articles For The Of Goods, Of Plastics; Stoppers, Etc, Of Plastics	2.38		
		4411	Fibreboard Of Wood Or Other Ligneous Materials	0.35		
		4901	Printed Books, Brochures, Leaflets And Similar Printed Matter	0.03		
		7010	Carboys, Bottles, Flasks... Ampoules, Etc; Stoppers, Lids..., Of Glass	0.00		
		7208	Hot-Rolled Iron Or Non-Alloy Steel, >=600Mm Wide	1.15		
		7210	Rolled Iron Or Non-Alloy Steel, >=600Mm Wide, Clad, Plated Or Coated	5.37		
		7214	Iron/Steel Bars And Rods, Forged, Etc (Incl. Twisted), Uncoiled	0.96		
		7216	Angles, Shapes And Sections Of Iron Or Non-Alloy Steel	2.16		
		7306	Other Tubes, Pipes And Hollow Profiles Of Iron Or Steel, Welded, Nes	3.46		
		7308	Iron/Steel Structures And Parts Thereof; Plates, Rods... Therefor	1.09		
		7409	Copper Plates, Sheets And Strip, >5Mm Thick	0.00		
			Tanzania	2 digit		
				07	Edible Vegetables And Certain Roots And Tubers	0.40
		10		Cereals	2.83	
		11		Prod Mill Indust; Malt; Starches; Inulin; Wheat Gluten	2.88	
		12		Oil Seed, Oleagi Fruits; Miscell Grain, Seed, Fruit Etc	0.77	
		15		Animal/Veg Fats & Oils & Their Cleavage Products; Etc	1.02	
		17		Sugars And Sugar Confectionery	0.02	
		21		Miscellaneous Edible Preparations	0.06	
		25		Salt; Sulphur; Earth & Ston; Plastering Mat; Lime & Cem	9.84	
		28		Inorgn Chem; Compds Of Prec Met, Radioact Elements Etc	0.03	
		30		Pharmaceutical Products	0.02	
		31		Fertilisers	9.12	
		34		Soap, Organic Surface-Active Agents, Washing Prep, Etc	0.59	
		36		Explosives; Pyrotechnic Prod; Matches; Pyrop Alloy; Etc	0.10	
		39		Plastics And Articles Thereof	0.70	
		63	Other Made Up Textile Articles; Sets; Worn Clothing Etc	1.01		
		70	Glass And Glassware	5.59		
	73	Articles Of Iron Or Steel	0.20			
	84	Nuclear Reactors, Boilers, Mchy & Mech Appliance; Parts	0.27			

Table 5a(Ctd): Intra-EAC Trade of the Major twenty imports, 2012 (Values in US\$ million)

Partner state	Ctry of Origin	HS level	Description of Goods	CIF Values	
Burundi	Tanzania	85	Electrical Mchy Equip Parts Thereof; Sound Recorder Etc	0.11	
		87	Vehicles O/T Railw/Tramw Roll-Stock, Pts & Accessories	0.15	
		90	Optical, Photo, Cine, Meas, Checking, Precision, Etc	0.00	
		94	Furniture; Bedding, Mattress, Matt Support, Cushion Etc	1.57	
			4 digit		
			0710	Vegetables, Frozen	0.00
			0713	Dried Leguminous Vegetables, Shelled	0.05
			1005	Maize(Corn)	0.86
			1006	Rice	1.96
			1102	Cereal Flours, (Excl. Wheat Or Meslin)	0.51
			1103	Cereal Groats, Meal And Pellets	0.26
			1201	Soya Beans	0.00
			1202	Ground-Nuts, Not Roasted Or Otherwise Cooked	0.73
			1515	Other Fixed Vegetable Fats And Oils (Incl. Jojoba Oil) And Fractions	0.26
			1701	Cane Or Beet Sugar And Chemically Pure Sucrose, In Solid Form	0.00
			1702	Other Sugars In Solid Form; Sugar Syrups; Artificial Honey And Caramel	0.00
			2009	Fruit Juices (Incl. Grape Must) And Vegetable Juices, Unfermented	0.08
			2501	Salt And Pure Sodium Chloride; Sea Water	2.44
			2711	Petroleum Gases And Other Gaseous Hydrocarbons	0.25
			2834	Nitrites; Nitrates	0.00
			3105	Mineral Or Chemical Fertilizers, Nes; Other Fertilizers; Goods =<10Kg	7.38
			3304	Beauty, Make-Up, Skin-Care (Incl. Suntan), Manicure... Preparations	1.54
			3306	Preparations For Oral Or Dental Hygiene (Incl. Denture Fixative)	0.03
			3401	Soap; Organic Surface-Active Products In Bars, Etc; Paper With Soap,Etc	0.43
		3603	Safety Fuses; Detonating Fuses; Caps; Igniters; Electric Detonators	0.00	
		3923	Articles For The Of Goods, Of Plastics; Stoppers, Etc, Of Plastics	0.12	
		Uganda	2 digit		
			04	Dairy Prod; Birds' Eggs; Natural Honey; Edible Prod Nes	0.85
			07	Edible Vegetables And Certain Roots And Tubers	0.09
			10	Cereals	3.86
			11	Prod Mill Indust; Malt; Starches; Inulin; Wheat Gluten	0.60
			12	Oil Seed, Oleagi Fruits; Miscell Grain, Seed, Fruit Etc	0.16
			15	Animal/Veg Fats & Oils & Their Cleavage Products; Etc	4.83
			17	Sugars And Sugar Confectionery	0.02
			19	Prep Of Cereal, Flour, Starch/Milk; Pastrycooks' Prod	0.23
			24	Tobacco And Manufactured Tobacco Substitutes	2.51
			25	Tobacco And Manufactured Tobacco Substitutes	4.35
			30	Pharmaceutical Products	1.05
			31	Fertilisers	0.00
	32		Tanning/Dyeing Extract; Tannins & Derivs; Pigm Etc	0.91	
	33		Essential Oils & Resinoids; Perf, Cosmetic/Toilet Prep	1.08	

Table 5a(Ctd): Intra-EAC Trade of the Major twenty imports, 2012 (Values in US\$ million)

Partner state	Ctry of Origin	HS level	Description of Goods	CIF Values	
Burundi	Uganda	34	Soap, Organic Surface-Active Agents, Washing Prep, Etc	0.23	
		48	Paper & Paperboard; Art Of Paper Pulp, Paper/Paperboard	2.76	
		63	Other Made Up Textile Articles; Sets; Worn Clothing Etc	0.45	
		72	Iron And Steel	9.41	
		73	Articles Of Iron Or Steel	0.76	
		84	Nuclear Reactors, Boilers, Mchy & Mech Appliance; Parts	0.78	
		85	Electrical Mchy Equip Parts Thereof; Sound Recorder Etc	0.37	
		4 digit			
	0401	Milk And Cream, Not Concentrated Or Sweetened	0.77		
	0408	Birds' Eggs, Not In Shell And Egg Yolks	0.00		
	0713	Dried Leguminous Vegetables, Shelled	0.05		
	1005	Maize(Corn)	0.57		
	1101	Wheat Or Meslin Flour	0.00		
	1102	Cereal Flours, (Excl. Wheat Or Meslin)	0.60		
	1511	Palm Oil And Its Fractions	2.60		
	1515	Other Fixed Vegetable Fats And Oils (Incl. Jojoba Oil) And Fractions	0.13		
	1516	Animal Or Vegetable Fats And Oils And Fractions, Hydrogenated, Etc	1.84		
	1905	Bread, Pastry, Cakes, Etc; Communion Wafers, Rice Paper, Etc	0.23		
	2401	Unmanufactured Tobacco; Tobacco Refuse	2.51		
	2523	Portland Cement, Aluminous Cement, Persulphate Cement, Etc	4.35		
	3209	Paints And Varnishes, In An Aqueous Medium	0.70		
	3402	Non-Soap Surface-Active Agents; Washing Preparations, Nes	0.15		
	4819	Cartons, Boxes, Etc; Box Files, Etc, Of Paper, Paperboard, Etc	0.42		
	6305	Sacks And Bags, Used For Packing Goods	0.18		
	7208	Hot-Rolled Iron Or Non-Alloy Steel, >=600Mm Wide	0.27		
	7210	Rolled Iron Or Non-Alloy Steel, >=600Mm Wide, Clad, Plated Or Coated	6.92		
	7214	Iron/Steel Bars And Rods, Forged, Etc (Incl. Twisted), Uncoiled	0.92		
	7215	Other Bars And Rods Of Iron Or Non-Alloy Steel	0.07		
	7216	Angles, Shapes And Sections Of Iron Or Non-Alloy Steel	0.09		
	7306	Other Tubes, Pipes And Hollow Profiles Of Iron Or Steel, Welded, Nes	0.15		
	7317	Nails, Tacks, Drawing Pins, Corrugated Nails... Of Iron Or Steel	0.26		
	8517	Electrical Apparatus For Line Telephony Or Line Telegraphy	0.00		
		Rwanda	2 digits		
		07	Edible Vegetables And Certain Roots And Tubers	1.51	
		10	Cereals	20.01	
	11	Prod Mill Indust; Malt; Starches; Inulin; Wheat Gluten	0.02		
	17	Sugars And Sugar Confectionery	0.01		
	20	Prep Of Vegetable, Fruit, Nuts Or Other Parts Of Plants	0.07		
	22	Beverages, Spirits And Vinegar	1.00		
	25	Salt; Sulphur; Earth & Ston; Plastering Mat; Lime & Cem	0.49		
	29	Organic Chemicals	0.00		

Table 5a(Ctd): Intra-EAC Trade of the Major twenty imports, 2012 (Values in US\$ million)

Partner state	Ctry of Origin	HS level	Description of Goods	CIF Values	
Burundi	Rwanda	30	Pharmaceutical Products	0.01	
		33	Essential Oils & Resinoids; Perf, Cosmetic/Toilet Prep	0.36	
		38	Miscellaneous Chemical Products	0.01	
		39	Plastics And Articles Thereof	0.78	
		44	Wood And Articles Of Wood; Wood Charcoal	0.00	
		48	Paper & Paperboard; Art Of Paper Pulp, Paper/Paperboard	0.02	
		64	Footwear, Gaiters And The Like; Parts Of Such Articles	0.06	
		69	Ceramic Products	0.04	
		72	Iron And Steel	1.20	
		73	Articles Of Iron Or Steel	0.10	
		84	Nuclear Reactors, Boilers, Mchy & Mech Appliance; Parts	0.23	
		85	Electrical Mchy Equip Parts Thereof; Sound Recorder Etc	0.20	
			4 digits		
			0701	Potatoes, Fresh Or Chilled	0.95
			0710	Vegetables, Frozen	0.00
		0713	Dried Leguminous Vegetables, Shelled	0.32	
		1005	Maize(Corn)	19.74	
		1102	Cereal Flours, (Excl. Wheat Or Meslin)	0.02	
		1701	Cane Or Beet Sugar And Chemically Pure Sucrose, In Solid Form	0.00	
		2009	Fruit Juices (Incl. Grape Must) And Vegetable Juices, Unfermented	0.07	
		2201	Waters, (Incl. Mineral Waters And Aerated Waters); Ice And Snow	0.01	
		2523	Portland Cement, Aluminous Cement, Persulphate Cement, Etc	0.41	
		3004	Medicaments Of Mixed Or Unmixed Products, For Retail Sale	0.01	
		3304	Beauty, Make-Up, Skin-Care (Incl. Suntan), Manicure... Preparations	0.19	
		3305	Preparations For Use On The Hair	0.17	
		3925	Builders' Ware Of Plastics, Nes	0.20	
		4412	Plywood, Veneered Panels And Similar Laminated Wood	0.00	
		4802	Uncoated Paper..., For Writing... In Rolls Or Sheets; Hand-Made Paper...	0.01	
		6402	Footwear With Rubber, Plastic, Leather Soles And Textile Uppers	0.06	
		6405	Other Footwear, Nes	0.00	
		7210	Rolled Iron Or Non-Alloy Steel, >=600Mm Wide, Clad, Plated Or Coated	0.03	
		8459	Machine-Tools For Drilling, Boring, Milling... By Removing Metal	0.00	
		8471	Automatic Data Processing Machines...; Magnetic Readers..., Nes	0.05	
		8479	Machines And Mechanical Appliances, Having Individual Functions, Nes	0.00	
	Tanzania	Kenya	2 digits		
	89	Ships, Boats And Floating Structures	131.93		
	84	Nuclear Reactors, Boilers, Mchy & Mech Appliance; Parts	60.90		
	39	Plastics And Articles Thereof	50.15		
	30	Pharmaceutical Products	41.62		
	87	Vehicles O/T Railw/Tranw Rool-Stock, Pts & Accessories	33.56		
	85	Electrical Mchy Equip Parts Thereof; Sound Recorder Etc	25.61		
	34	Soap, Organic Surface-Active Agents, Washing Prep, Etc	21.03		
	15	Animal/Veg Fats & Oil & Their Cleavage Products; Etc	18.76		

Table 5a(Ctd): Intra-EAC Trade of the Major twenty imports, 2012 (Values in US\$ million)

Partner state	Ctry of Origin	HS level	Description of Goods	CIF Values	
Tanzania	Kenya	28	Inorgn Chem; Compds Of Prec Met, Radioact Elements Etc	13.08	
		25	Salt; Sulphur; Earth & Ston; Plastering Mat; Lime & Cem	12.09	
		76	Aluminium And Articles Thereof	9.30	
		17	Sugars And Sugar Confectionery	9.15	
		04	Dairy Prod; Birds' Eggs; Natural Honey; Edible Prod Nes	9.09	
		73	Articles Of Iron And Steel	9.08	
		38	Miscellaneous Chemical Products	7.33	
		48	Paper & Paperboard; Art Of Paper Pulp, Paper/Paperboard	7.21	
		27	Mineral Fuels, Oils & Product Of Their Distillation; Etc	7.03	
		94	Furniture; Bedding, Mattress, Matt Support, Cushion Etc	6.76	
	22	Beverages, Spirits And Vinegar	6.18		
	10	Cereals	5.79		
	Kenya	4 digits			
		8901	Cruise Ships, Excursion Boats, Etc, For Transport Of People Or Goods	135,141.09	
		8906	Other Vessels	70,418.08	
		3923	Articles For Conveyance Or Packing Of Goods, Of Plastics	70,216.74	
		3004	Medicaments Of Mixed Or Unmixed Products, For Retail Sale	55,724.33	
		8431	Parts Suitable For Use With The Machinery Of 84.25 To 84.30	48,083.71	
		8716	Trailers And Semi-Trailers; Other Vehicles, Not Machanically Propelled	22,411.99	
		3401	Soap; Organic Surface-Active Products In Bars, Etc; Paper With Soap,Etc	20,604.87	
		8471	Automatic Data Processing Machines...; Magnetic Readers..., Nes	13,853.44	
		8507	Electric Accumulators (Incl. Separators Therefor)	13,251.09	
		1704	Sugar Confectionery (Incl. White Chocolate), Not Containing Cocoa	13,126.82	
		8702	Public-Transport Type Passenger Motor Vehicles	12,546.26	
		0401	Milk And Cream, Not Concentrated Or Sweetened	12,224.05	
		8518	Microphones; Loudspeakers; Headphones...; Electric Amplifiers...	11,707.69	
		8704	Motor Vehicles For The Transport Of Goods	11,381.93	
		2501	Salt/Pure Sodium Chloride Whether Or Not Cont Ant-Caking Agents;Seawater	11,219.44	
		1517	Margarine; Edible Preparations Of Animal Or Vegetable Fats Or Oils, Nes	11,125.62	
		3402	Non-Soap Surface-Active Agents; Washing Preparations In Powder, Liquid Etc	10,548.56	
	1516	Animal Or Vegetable Fats And Oils And Fractions, Hydrogenated, Etc	10,113.68		
	3808	Insecticides, Rodenticides... And Similar Products, For Retail Sale	9,694.21		
	2710	Petroleum Oils And Oils Obtained From Bituminous Minerals,Other Than Crude	8,740.35		
	Uganda	2 digits			
		12	Oil Seed, Oleagi Fruits; Miscell Grain, Seed, Fruit Etc	53.65	
10		Cereals	22.06		
84		Nuclear Reactors, Boilers, Mchy & Mech Appliance; Parts	7.18		
85		Electrical Mchy Equip Parts Thereof; Sound Recorder Etc	4.79		
87		Vehicles O/T Railw/Tranw Rool-Stock, Pts & Accessories	3.70		
15		Animal/Veg Fats & Oil & Their Cleavage Products; Etc	2.12		
34		Soap, Organic Surface-Active Agents, Washing Prep, Etc	1.58		
44		Wood And Articles Of Wood; Wood Charcoal	1.23		
73		Articles Of Iron And Steel	1.17		
23		Residues & Waste From The Food Indust; Prepr Ani Fodder	1.14		
90		Optical, Photo, Cine, Meas, Checking, Precision, Etc	1.07		
22		Beverages, Spirits And Vinegar	1.01		
72		Iron And Steel	0.92		
33		Essential Oils & Resinoids; Perf, Cosmetic/Toilet Prep	0.89		
07		Edible Vegetables And Certain Roots And Tubers	0.64		

Table 5a(Ctd): Intra-EAC Trade of the Major twenty imports, 2012 (Values in US\$ million)

Partner state	Ctry of Origin	HS level	Description of Goods	CIF Values
Tanzania	Uganda	24	Tobacco And Manufactured Tobacco Substitutes	0.64
		04	Dairy Prod; Birds' Eggs; Natural Honey; Edible Prod Nes	0.63
		30	Pharmaceutical Products	0.58
		11	Prod Mill Indust; Malt; Starches; Insulin; Wheat Gluten	0.46
		38	Miscellaneous Chemical Products	0.42
	4 digits			
	1207	Other Oil Seeds And Oleaginous Fruits	82,576.61	
	1005	Maize(Corn)	34,405.38	
	8517	Electrical Apparatus For Line Telephony Or Line Telegraphy	4,384.43	
	8431	Parts Suitable For Use With The Machinery Of 84.25 To 84.30	3,044.57	
	8704	Motor Vehicles For The Transport Of Goods	3,010.53	
	8474	Machinery For Sorting..., Agglomerating... Earth, Stone, Ores, Etc	2,693.95	
	1512	Sunflower-Seed, Safflower Or Cotton-Seed Oil And Their Fractions	2,528.25	
	3401	Soap; Organic Surface-Active Products In Bars, Etc; Paper With Soap,Etc	2,346.97	
	2304	Oil Cake From Soya Bean Oil	1,761.96	
	8703	Motor Cars And Other Motor Vehicles For The Transport Of Persons	1,729.84	
	9015	Surveying, Hydrographic, Oceanographic... Instruments/Appliances, Nes	1,629.15	
	2201	Waters, (Incl. Mineral Waters And Aerated Waters); Ice And Snow	1,423.62	
	4403	Wood In The Rough Or Roughly Squared	1,398.86	
	8429	Self-Propelled Bulldozers, Angledozers, Graders, Levellers, Etc	1,357.11	
	8427	Fork-Lift Trucks; Works Trucks Fitted With Lifting/Handling Equipment	1,079.40	
8504	Electrical Transformers, Static Converters And Inductors	1,074.51		
8430	Earth Moving... Machinery, Nes; Pile-Drivers/Extractors; Snow-Ploughs	1,027.65		
2401	Unmanufactured Tobacco; Tobacco Refuse	997.16		
3304	Beauty, Make-Up, Skin-Care (Incl. Suntan), Manicure... Preparations	974.59		
0713	Dried Leguminous Vegetables, Shelled	965.36		
Burundi	2 digits			
	87	Vehicles O/T Railw/Tranw Rool-Stock, Pts & Accessories	2.07	
	84	Nuclear Reactors, Boilers, Mchy & Mech Appliance; Parts	1.60	
	85	Electrical Mchy Equip Parts Thereof; Sound Recorder Etc	0.10	
	70	Glass And Glassware	0.02	
	96	Miscellaneous Manufactured Articles	0.02	
	94	Furniture; Bedding, Mattress, Matt Support, Cushion Etc	0.01	
	40	Rubber And Articles Thereof	0.01	
	44	Wood And Articles Of Wood; Wood Charcoal	0.01	
	25	Salt; Sulphur; Earth & Ston; Plastering Mat; Lime & Cem	0.01	
	39	Plastics And Articles Thereof	0.01	
	63	Other Made Up Textile Articles; Sets; Worn Clothing Etc	0.00	
	95	Toys, Games & Sports Requisites; Parts & Access Thereof	0.00	
	86	Railw/Tramw Locom, Rolling-Stock & Parts Thereof; Etc	0.00	
	73	Articles Of Iron And Steel	0.00	
62	Art Of Apparel & Clothing Access, Not Knitted/Crocheted	0.00		
67	Prepr Feathers & Down; Arti Flower; Articles Human Hair	0.00		
72	Iron And Steel	0.00		
48	Paper & Paperboard; Art Of Paper Pulp, Paper/Paperboard	0.00		
49	Printed Books, Newspapers, Pictures & Other Product Etc	0.00		
82	Tool, Implement, Cutlery, Spoon & Fork, Of Base Met Etc	0.00		

Table 5a(Ctd): Intra-EAC Trade of the Major twenty imports, 2012 (Values in US\$ million)

Partner state	Ctry of Origin	HS level	Description of Goods	CIF Values		
Tanzania	Burundi	4 digits				
		8704	Motor Vehicles For The Transport Of Goods	3,112.42		
		8429	Self-Propelled Bulldozers, Angledozer, Graders, Levellers, Etc	2,450.73		
		8502	Electric Generating Sets And Rotary Converters	124.72		
		8703	Motor Cars And Other Motor Vehicles For The Transport Of Persons	80.99		
		8431	Parts Suitable For Use With The Machinery Of 84.25 To 84.30	37.20		
		7001	Cullet And Other Waste Of Glass	35.60		
		9605	Travel Sets For Personal Toilet, Sewing Or Shoe Or Clothes Cleaning	31.82		
		4418	Builders' Joinery And Carpentry Of Wood	19.33		
		4011	New Pneumatic Tyres, Of Rubber	15.25		
		8701	Tractors (Excl. Tractors Of 87.09)	15.20		
		2523	Portland Cement, Aluminous Cement, Persulphate Cement, Etc	14.55		
		9405	Lamps And Lighting Fittings, Nes; Illuminated Signs, Name-Plates, Etc	12.76		
		9403	Other Furniture And Parts Thereof	9.36		
		8517	Electrical Apparatus For Line Telephony Or Line Telegraphy	9.19		
		8702	Public-Transport Type Passenger Motor Vehicles	7.92		
		8516	Electric Water And Space Heaters, Hair-Dressing Apparatus, Irons, Etc	5.76		
		8609	Containers For Transport Of One Or More Modes Of Transport	4.50		
		9506	Articles And Equipment For Gymnastics, Athletics, Etc	4.23		
		3920	Other Plates..., Of Plastics, Not Reinforced, Etc	3.51		
		8544	Insulated Wire, Cable, Etc; Optical Fibre Cables	3.22		
			Rwanda	2 digit		
				07	Edible Vegetables And Certain Roots And Tubers	1.47
		87		Vehicles O/T Railw/Tranw Rool-Stock, Pts & Accessories	0.26	
		73		Articles Of Iron And Steel	0.11	
		31		Fertilisers	0.07	
		10		Cereals	0.06	
		85		Electrical Mchy Equip Parts Thereof; Sound Recorder Etc	0.04	
		70		Glass And Glassware	0.03	
		56		Wadding, Felt & Nonwoven; Yarns; Twine, Cordage, Etc	0.02	
		84		Nuclear Reactors, Boilers, Mchy & Mech Appliance; Parts	0.02	
		63		Other Made Up Textile Articles; Sets; Worn Clothing Etc	0.02	
		94		Furniture; Bedding, Mattress, Matt Support, Cushion Etc	0.01	
		11		Prod Mill Indust; Malt; Starches; Insulin; Wheat Gluten	0.01	
		82		Tool, Implement, Cutlery, Spoon & Fork, Of Base Met Etc	0.01	
		61	Art Of Apparel & Clothing Access, Knitted Or Crocheted	0.00		
		37	Photographic Or Cinematographic Goods	0.00		
	33	Essential Oils & Resinoids; Perf, Cosmetic/Toilet Prep	0.00			
	40	Rubber And Articles Thereof	0.00			
	90	Optical, Photo, Cine, Meas, Checking, Precision, Etc	0.00			
	64	Footwear, Gaiters And The Like; Parts Of Such Articles	0.00			
	96	Miscellaneous Manufactured Articles	0.00			
		4 digits				
		0701	Potatoes, Fresh Or Chilled	2,288.18		
		8703	Motor Cars And Other Motor Vehicles For The Transport Of Persons	390.45		
		7308	Iron/Steel Structures And Parts Thereof; Plates, Rods... Therefor	109.77		
		3105	Mineral Or Chemical Fertilizers, Nes; Other Fertilizers; Goods =<10Kg	103.49		

Table 5a(Ctd): Intra-EAC Trade of the Major twenty imports, 2012 (Values in US\$ million)

Partner state	Ctry of Origin	HS level	Description of Goods	CIF Values
Tanzania	Rwanda	1005	Maize(Corn)	91.75
		7326	Other Articles Of Iron Or Steel	66.94
		8504	Electrical Transformers, Static Converters And Inductors	56.67
		5601	Wadding Of Textile Materials And Articles Thereof; Textile Fibres, =<5Mm	33.47
		7001	Cullet And Other Waste Of Glass	31.04
		6309	Wom Clothing	24.61
		8474	Machinery For Sorting..., Agglomerating... Earth, Stone, Ores, Etc	19.17
		9401	Seats, Other Thanthose Of 94.02, And Parts Thereof	13.54
		1101	Wheat Or Meslin Flour	12.36
		8207	Interchangeable Tools For Hand Or Machine-Tools...	10.99
		7013	Glassware Used For Table, Kitchen, Toilet, Office..., Nes	9.25
		8701	Tractors (Excl. Tractors Of 87.09)	9.13
		8501	Electric Motors And Generators (Excl. Generating Sets)	4.53
		0710	Vegetables, Frozen	4.10
		6105	Men'S Or Boys' Shirts, Knitted Or Crocheted	3.49
		3707	Chemical Preparations For Photographic Uses	2.34

Table 5b: Intra-EAC Trade of the Major twenty imports, 2013 (Values in US\$ million)

Partner state	Ctry of Origin	HS level	Description of Goods	CIF Values		
Uganda	Kenya	2 digits				
		27	Mineral Fuels, Oils & Product Of Their Distillation; Etc	64.73		
		25	Salt; Sulphur; Earth & Ston; Plastering Mat; Lime & Cem	64.49		
		72	Iron And Steel	54.42		
		39	Plastics And Articles Thereof	37.50		
		22	Beverages, Spirits And Vinegar	37.01		
		30	Pharmaceutical Products	26.57		
		87	Vehicles O/T Railw/Tramw Roll-Stock, Pts & Accessories	23.49		
		48	Paper & Paperboard; Art Of Paper Pulp, Paper/Paperboard	22.46		
		34	Soap, Organic Surface-Active Agents, Washing Prep, Etc	19.70		
		17	Sugars And Sugar Confectionery	14.57		
		73	Articles Of Iron Or Steel.	13.13		
		21	Miscellaneous Edible Preparations.	10.94		
		84	Nuclear Reactors, Boilers, Mchy & Mech Appliance; Parts	10.88		
		85	Electrical Mchy Equip Parts Thereof; Sound Recorder Etc	10.46		
		64	Footwear, Gaiters And The Like; Parts Of Such Articles.	10.41		
		49	Printed Books, Newspapers, Pictures And Other Productsof The Printing Industry; Manuscripts, Typescripts Andplans	10.12		
		28	Inorgn Chem; Compds Of Prec Met, Radioact Elements Etc	9.84		
		15	Animal/Veg Fats & Oils & Their Cleavage Products; Etc	9.19		
		76	Aluminium And Articles Thereof	9.07		
		24	Tobacco And Manufactured Tobacco Substitutes	8.79		
				4 digits		
				2710	Petroleum Oils, Oils From Bituminous Minerals, Not Crude; Preparations N.E.S. Containing 70% Or More Of Petroleum Oils, Oils From Bituminous Minerals; These Being The Basic Constituents Of The Preparations	48.26
				2523	Portland Cement, Aluminous Cement, Slag Cement, Supersulphate Cement And Similar Hydraulic Cements; Whether Or Not Coloured Or In The Form Of Clinkers	38.97
		7210	Iron Or Non-Alloy Steel; Flat-Rolled Products, Width Of 600Mm Or More, Clad, Plated Or Coated	29.86		
			Medicaments; (Not Goods Of Heading No. 3002, 3005 Or 3006) Consisting Of Mixed Or Unmixed Products For Therapeutic Or Prophylactic Use, Put Up In Measured Doses Or In Forms Or Packings For Retail Sale	24.65		
		3004	Salt (Including Table Salt And Denatured Salt); Pure Sodium Chloride Whether Or Not In Aqueous Solution; Sea Water	21.76		
		2501	Iron Or Non-Alloy Steel; Flat-Rolled Products, Width Of 600Mm Or More, Cold-Rolled (Cold-Reduced), Not Clad, Plated Or Coated	19.01		
		7209		19.01		
		3923	Plastic Articles For The Conveyance Or Packing Of Goods;	18.55		
		2207	Ethyl Alcohol, Undenatured; Of An Alcoholic Strength By Volume Of 80% Vol. Or Higher; Ethyl Alcohol And Other Spirits, Denatured, Of Any Strength	15.12		
		1704	Sugar Confectionery (Including White Chocolate), Not Containing Cocoa	14.13		

Table 5b(Ctd): Intra-EAC Trade of the Major twenty imports, 2013 (Values in US\$ million)

Partner state	Ctry of Origin	HS level	Description of Goods	CIF Values
		2203	Beer Made From Malt	12.36
		2716	Electrical Energy	10.77
		3402	Organic Surface-Active Agents (Not Soap); Surface-Active, Washing (Including Auxiliary Washing) And Cleaning Preparations, Containing Soap Or Not, Excluding Those Of Heading No. 3401	10.35
		8716	Trailers And Semi-Trailers; Other Vehicles, Not Mechanically Propelled; Parts Thereof	9.81
		2402	Cigars, Cheroots, Cigarillos And Cigarettes; Of Tobacco Or Of Tobacco Substitutes	8.79
		8702	Public-Transport Type Passenger Motor Vehicles	8.08
		4819	Cartons, Boxes, Cases, Bags And The Like, Of Paper, Paperboard, Cellulose Wadding Or Fibres; Box Files, Letter Trays And The Like, Of Paper Or Paperboard, Of A Kind Used In Offices, Shops Or The Like	7.97
		1517	Margarine; Edible Mixtures Or Preparations Of Animal Or Vegetable Fats Or Oils Or Of Fractions Of Different Fats Or Oils Of This Chapter, Other Than Edible Fats Or Oils Of Heading No. 1516	7.37
		8309	Stoppers, Caps, Lids (Including Crown Corks, Screw Caps, Pouring Stoppers); Capsules For Bottles, Threaded Bung, Bung Covers, Seals And Other Packing Accessories, Of Base Metal	6.56
		3401	Soap; Organic Surface-Active Products In Bars, Etc; Paper With Soap,Etc	6.43
		7306	Other Tubes, Pipes And Hollow Profiles Of Iron Or	5.89
	Tanzania	2 digits		
		63	Other Made Up Textile Articles; Sets; Worn Clothing Etc	7.52
		27	Mineral Fuels, Oils & Product Of Their Distillation; Etc	7.28
		70	Glass And Glassware	3.86
		48	Paper & Paperboard; Art Of Paper Pulp, Paper/Paperboard	3.45
		10	Cereals	3.34
		84	Nuclear Reactors, Boilers, Mchy & Mech Appliance; Parts	2.38
		22	Beverages, Spirits And Vinegar	2.30
		39	Plastics And Articles Thereof	2.14
		12	Oil Seed, Oleagi Fruits; Miscell Grain, Seed, Fruit Etc	1.67
		23	Residues & Waste From The Food Indust; Prepr Ani Fodder	1.36
		85	Electrical Mchy Equip Parts Thereof; Sound Recorder Etc	1.35
		15	Animal/Veg Fats & Oils & Their Cleavage Products; Etc	0.96
		72	Iron And Steel	0.94
		33	Essential Oils & Resinoids; Perf, Cosmetic/Toilet Prep	0.89
		07	Edible Vegetables And Certain Roots And Tubers	0.85
		09	Coffee, Tea, Mate And Spices	0.56
		03	Fish & Crustacean, Mollusc & Other Aquatic Invertebrate	0.44

Table 5b(Ctd): Intra-EAC Trade of the Major twenty imports, 2013 (Values in US\$ million)

Partner state	Ctry of Origin	HS level	Description of Goods	CIF Values
		56	Wadding, Felt & Nonwoven; Yarns; Twine, Cordage, Etc	0.40
		87	Vehicles O/T Railw/Tramw Roll-Stock, Pts & Accessories	0.39
		61	Art Of Apparel & Clothing Access, Knitted Or Crocheted	0.35
		4 digits		
		2710	Petroleum Oils, Etc, (Excl. Crude); Preparations Thereof, Nes	6.21
		6304	Other Furnishing Articles, Nes (Excl. Of 94.04)	5.75
		7010	Carboys, Bottles, Flasks... Ampoules, Etc; Stoppers, Lids..., Of Glass	3.86
		1006	Rice	3.21
		4819	Cartons, Boxes, Etc; Box Files, Etc, Of Paper, Paperboard, Etc	3.01
		2207	Ethyl Alcohol, Undenatured Of >=80% Alcohol, Denatured Spirits	1.87
		6305	Sacks And Bags, Used For Packing Goods	1.74
		2306	Oil-Cake And Other Solid Residues, Of Vegetable Fats	1.36
		8474	Machinery For Sorting..., Agglomerating... Earth, Stone, Ores, Etc	1.33
		1202	Ground-Nuts, Not Roasted Or Otherwise Cooked	1.13
		3923	Articles For The Of Goods, Of Plastics; Stoppers, Etc, Of Plastics	1.01
		3920	Other Plates..., Of Plastics, Not Reinforced, Etc	0.98
		8504	Electrical Transformers, Static Converters And Inductors	0.94
		1512	Sunflower-Seed, Safflower Or Cotton-Seed Oil And Their Fractions	0.93
		2711	Petroleum Gases And Other Gaseous Hydrocarbons	0.77
		3304	Beauty, Make-Up, Skin-Care (Incl. Suntan), Manicure... Preparations	0.55
		0901	Coffee; Coffee Husks And Skins; Coffee Substitutes Containing Coffee	0.55
		2202	Waters (Incl. Mineral And Aerated), With Added Sugar...(Incl. Sweetened)	0.43
		8471	Automatic Data Processing Machines...; Magnetic Readers..., Nes	0.43
		1209	Seeds, Fruits And Spores, Of A Kind Used For Sowing	0.42
	Rwanda			
		72	Iron And Steel	3.09
		41	Raw Hides And Skins (Other Than Furskins) And Leather	1.31
		84	Nuclear Reactors, Boilers, Mchy & Mech Appliance; Parts	0.78
		55	Man-Made Staple Fibres	0.52
		09	Coffee, Tea, Mate And Spices	0.46
		27	Mineral Fuels, Oils & Product Of Their Distillation; Etc	0.26

Table 5b(Ctd): Intra-EAC Trade of the Major twenty imports, 2013 (Values in US\$ million)

Partner state	Ctry of Origin	HS level	Description of Goods	CIF Values
		34	Soap, Organic Surface-Active Agents, Washing Prep, Etc	0.21
		85	Electrical Mchy Equip Parts Thereof; Sound Recorder Etc	0.18
		68	Art Of Stone, Plaster, Cement, Asbestos, Mica/Sim Mat	0.10
		33	Essential Oils & Resinoids; Perf, Cosmetic/Toilet Prep	0.08
		64	Footwear, Gaiters And The Like; Parts Of Such Articles	0.05
		20	Prep Of Vegetable, Fruit, Nuts Or Other Parts Of Plants	0.04
		73	Articles Of Iron Or Steel	0.04
		44	Wood And Articles Of Wood; Wood Charcoal	0.03
		87	Vehicles O/T Railw/Tramw Roll-Stock, Pts & Accessories	0.03
		22	Beverages, Spirits And Vinegar	0.03
		30	Pharmaceutical Products	0.03
		63	Other Made Up Textile Articles; Sets; Worn Clothing Etc	0.02
		76	Aluminium And Articles Thereof	0.02
		07	Edible Vegetables And Certain Roots And Tubers	0.02
		7204	Ferrous Waste And Scrap; Remelting Scrap Ingots Of Iron Or Steel	3.06
		4101	Raw Hides And Skins Of Bovine Or Equine Animals, Not Tanned	1.31
		5513	Woven Fabrics, <85% Synthetic Staple Fibres, With Cotton, =<170G/M2	0.52
		0901	Coffee; Coffee Husks And Skins; Coffee Substitutes Containing Coffee	0.46
		8468	Machinery And Apparatus For Soldering, Brazing Or Welding	0.38
		2716	Electrical Energy	0.25
		3401	Soap; Organic Surface-Active Products In Bars, Etc; Paper With Soap,Etc	0.21
		8477	Machinery For Working Rubber/Plastics Or Making Products Thereof,Nes	0.17
		8475	Machines For Assembling Electric Lamps, Tubes...; Hot Working Glassware	0.15
		6802	Worked Monumental/Building Stone; Mosaic Cubes; Granules, Chippings...	0.09
		8501	Electric Motors And Generators (Excl. Generating Sets)	0.08
		8517	Electrical Apparatus For Line Telephony Or Line Telegraphy	0.08
		3304	Beauty, Make-Up, Skin-Care (Incl. Suntan), Manicure... Preparations	0.07
		2008	Fruit, Nuts And Other Parts Of Plants, Otherwise Preserved, Nes	0.04
		4413	Densified Wood, In Blocks, Plates, Strips Or Profile Shapes	0.03

Table 5b(Ctd): Intra-EAC Trade of the Major twenty imports, 2013 (Values in US\$ million)

Partner state	Ctry of Origin	HS level	Description of Goods	CIF Values
		8703	Motor Cars And Other Motor Vehicles For The Transport Of Persons	0.03
		7311	Containers For Compressed Or Liquefied Gas, Of Iron Or Steel	0.03
		2203	Beer Made From Malt	0.03
		8462	Machine-Tools (Incl. Presses) For Working Metal By Forging, Etc	0.03
		3002	Human Blood; Animal Blood; Antisera, Etc; Vaccines, Toxins, Etc	0.03
	Burundi			
		72	Iron And Steel	0.18
		41	Raw Hides And Skins (Other Than Furskins) And Leather	0.08
		09	Coffee, Tea, Mate And Spices	0.06
		52	Cotton	0.04
		70	Glass And Glassware	0.04
		84	Nuclear Reactors, Boilers, Mchy & Mech Appliance; Parts	0.02
		94	Furniture; Bedding, Mattress, Matt Support, Cushion Etc	0.02
		63	Other Made Up Textile Articles; Sets; Worn Clothing Etc	0.00
		29	Organic Chemicals	0.00
		85	Electrical Mchy Equip Parts Thereof; Sound Recorder Etc	0.00
		96	Miscellaneous Manufactured Articles	0.00
		17	Sugars And Sugar Confectionery	0.00
		21	Miscellaneous Edible Preparations	0.00
		33	Essential Oils & Resinoids; Perf, Cosmetic/Toilet Prep	0.00
		39	Plastics And Articles Thereof	0.00
		22	Beverages, Spirits And Vinegar	0.00
		28	Inorgn Chem; Comps Of Prec Met, Radioact Elements Etc	0.00
		97	Works Of Art, Collectors' Pieces And Antiques	0.00
		01	Live Animals	-
		05	Products Of Animal Origin, Nes Or Included.	-
		7204	Ferrous Waste And Scrap; Remelting Scrap Ingots Of Iron Or Steel	0.18
		4101	Raw Hides And Skins Of Bovine Or Equine Animals, Not Tanned	0.08
		0901	Coffee; Coffee Husks And Skins; Coffee Substitutes Containing Coffee	0.06
		5201	Cotton, Not Carded Or Combed	0.04
		7010	Carboys, Bottles, Flasks... Ampoules, Etc; Stoppers, Lids..., Of Glass	0.04
		8422	Dish Washing Machines; Machinery For Cleaning..., Filling..., Aerating	0.02
		9403	Other Furniture And Parts Thereof	0.02
		6309	Worn Clothing And Other Worn Articles	0.00
		2915	Saturated Acyclic Monocarboxylic Acids And Their... Derivatives	0.00
		8521	Video Recording Or Reproducing Apparatus	0.00
		9605	Travel Sets For Personal Toilet, Sewing Or Shoe Or Clothes Cleaning	0.00
		1701	Cane Or Beet Sugar And Chemically Pure Sucrose, In Solid Form	0.00
		1702	Other Sugars In Solid Form; Sugar Syrups; Artificial Honey And Caramel	0.00
		2102	Yeasts; Other Single-Cell Micro-Organisms, Dead; Prepared Baking Powders	0.00
		2106	Food Preparations Not Elsewhere Specified Or Included	0.00
		3304	Beauty, Make-Up, Skin-Care (Incl. Suntan), Manicure... Preparations	0.00
		3923	Articles For The Of Goods, Of Plastics; Stoppers, Etc, Of Plastics	0.00
		2208	Undenatured Ethyl Alcohol Of An Alcoholic Strength <80%; Spirits, Etc	0.00
		2849	Carbides	0.00
		9703	Original Sculptures And Statuary, In Any Material	0.00

Table 5b(Ctd): Intra-EAC Trade of the Major twenty imports, 2013 (Values in US\$ million)

Partner state	Ctry of Origin	HS level	Description of Goods	CIF Values		
Kenya	Uganda	2 digits				
		24	Tobacco And Manufactured Tobacco Substitutes.	71.80		
		12	Oil Seeds And Oleaginous Fruits; Miscellaneous Gra	20.88		
		04	Dairy Produce; Birds' Eggs; Natural Honey; Edible	20.50		
		07	Edible Vegetables And Certain Roots And Tubers.	14.97		
		09	Coffee, Tea, Maté And Spices.	8.68		
		10	Cereals.	8.45		
		44	Wood And Articles Of Wood; Wood Charcoal.	6.65		
		23	Residues And Waste From The Food Industries; Prepa	5.74		
		15	Animal Or Vegetable Fats And Oils And Their Cleava	4.71		
		72	Iron And Steel.	3.48		
		48	Paper And Paperboard; Articles Of Paper Pulp, Of P	3.42		
		41	Raw Hides And Skins (Other Than Furskins) And Leat	3.38		
		17	Sugars And Sugar Confectionery.	2.00		
		52	Cotton.	1.80		
		22	Beverages, Spirits And Vinegar.	1.54		
		90	Optical, Photographic, Cinematographic, Measuring,	1.05		
		08	Edible Fruit And Nuts; Peel Of Citrus Fruit Or Mel	1.03		
		84	Nuclear Reactors, Boilers, Machinery And Mechanica	0.90		
		20	Preparations Of Vegetables, Fruit, Nuts Or Other P	0.86		
		30	Pharmaceutical Products.	0.59		
				4 digits		
				2401	Unmanufactured Tobacco; Tobacco Refuse	71.77
				0402	Milk And Cream, Concentrated Or Sweetened	14.16
				1207	Other Oil Seeds And Oleaginous Fruits	13.82
				0902	Tea	8.54
				0708	Leguminous Vegetables, Shelled Or Unshelled, Fresh	8.30
				0401	Milk And Cream, Not Concentrated Or Sweetened	5.87
				0713	Dried Leguminous Vegetables, Shelled	5.70
				1005	Maize(Corn)	5.14
				1202	Ground-Nuts, Not Roasted Or Otherwise Cooked	4.86
				2304	Oil Cake From Soya Bean Oil	4.36
				1512	Sunflower-Seed, Safflower Or Cotton-Seed Oil And T	3.57
		4104	Leather Of Bovine Or Equine Animals, Without Hair	3.38		
		4403	Wood In The Rough Or Roughly Squared	2.46		
		1008	Buckwheat, Millet And Canary Seed And Other Cereal	2.42		
		4410	Particle Board And Similar Board Of Wood Or Other	2.42		
		1201	Soya Beans	1.82		
		5203	Cotton, Carded Or Combed	1.77		
		4819	Cartons, Boxes, Etc; Box Files, Etc, Of Paper, Pap	1.74		
		4413	Densified Wood, In Blocks, Plates, Strips Or Profi	1.64		
		1701	Cane Or Beet Sugar And Chemically Pure Sucrose, In	1.41		
	Tanzania	2 digits				
		48	Paper And Paperboard; Articles Of Paper Pulp, Of P	23.85		
		27	Mineral Fuels, Mineral Oils And Products Of Their	16.14		
		63	Other Made Up Textile Articles; Sets; Worn Clothin	15.25		
		10	Cereals.	8.70		
		07	Edible Vegetables And Certain Roots And Tubers.	6.02		

Table 5b(Ctd): Intra-EAC Trade of the Major twenty imports, 2013 (Values in US\$ million)

Partner state	Ctry of Origin	HS level	Description of Goods	CIF Values
		73	Articles Of Iron Or Steel.	5.99
		23	Residues And Waste From The Food Industries; Prepa	5.59
		22	Beverages, Spirits And Vinegar.	4.73
		52	Cotton.	4.42
		24	Tobacco And Manufactured Tobacco Substitutes.	3.64
		17	Sugars And Sugar Confectionery.	3.04
		15	Animal Or Vegetable Fats And Oils And Their Cleava	3.00
		84	Nuclear Reactors, Boilers, Machinery And Mechanica	2.64
		74	Copper And Articles Thereof.	2.57
		44	Wood And Articles Of Wood; Wood Charcoal.	2.55
		12	Oil Seeds And Oleaginous Fruits; Miscellaneous Gra	2.48
		05	Products Of Animal Origin, Not Elsewhere Specified	2.11
		09	Coffee, Tea, Maté And Spices.	2.06
		60	Knitted Or Crocheted Fabrics.	2.05
		70	Glass And Glassware.	1.91
		4 digits		
		4804	Uncoated Kraft Paper And Paperboard, In Rolls Or S	21.06
		2711	Petroleum Gases And Other Gaseous Hydrocarbons	9.88
		6305	Sacks And Bags, Used For Packing Goods	8.41
		1005	Maize(Corn)	6.92
		6304	Other Furnishing Articles, Nes (Excl. Of 94.04)	6.04
		2306	Oil-Cake And Other Solid Residues, Of Vegetable Fa	4.72
		2208	Undenatured Ethyl Alcohol Of An Alcoholic Strength	3.77
		0713	Dried Leguminous Vegetables, Shelled	3.70
		7306	Other Tubes, Pipes And Hollow Profiles Of Iron Or	3.70
		2401	Unmanufactured Tobacco; Tobacco Refuse	3.63
		1512	Sunflower-Seed, Safflower Or Cotton-Seed Oil And T	3.00
		2701	Coal; Briquettes, Ovoids And Similar Solid Fuels M	2.77
		2710	Petroleum Oils And Oils Obtained From Bituminous M	2.75
		7408	Copper Wire	2.54
		1701	Cane Or Beet Sugar And Chemically Pure Sucrose, In	2.37
		1208	Flours And Meals Of Oil Seeds Or Oleaginous Fruits	2.33
		0511	Animal Products, Nes; Dead Of Chapters 1 And 3, Un	2.11
		4821	Paper Or Paperboard Labels Of All Kinds, Whether O	2.10
		6006	Other Knitted Or Crocheted Fabrics.	2.04
		7010	Carboys, Bottles, Flasks... Ampoules, Etc; Stopper	1.91
	Rwanda	2 digits		
		41	Raw Hides And Skins (Other Than Furskins) And Leat	9.44
		09	Coffee, Tea, Maté And Spices.	2.07
		87	Vehicles Other Than Railway Or Tramway Rolling-Sto	0.05
		25	Salt; Sulphur; Earths And Stone; Plastering Materi	0.02
		49	Printed Books, Newspapers, Pictures And Other Prod	0.02
		63	Other Made Up Textile Articles; Sets; Worn Clothin	0.02
		85	Electrical Machinery And Equipment And Parts There	0.01
		90	Optical, Photographic, Cinematographic, Measuring,	0.01
		88	Aircraft, Spacecraft, And Parts Thereof.	0.01
		84	Nuclear Reactors, Boilers, Machinery And Mechanica	0.01
		40	Rubber And Articles Thereof.	0.01

Table 5b(Ctd): Intra-EAC Trade of the Major twenty imports, 2013 (Values in US\$ million)

Partner state	Ctry of Origin	HS level	Description of Goods	CIF Values
		33	Essential Oils And Resinoids; Perfumery, Cosmetic	0.01
		39	Plastics And Articles Thereof.	0.00
		47	Pulp Of Wood Or Of Other Fibrous Cellulosic Materi	0.00
		22	Beverages, Spirits And Vinegar.	0.00
		30	Pharmaceutical Products.	0.00
		38	Miscellaneous Chemical Products.	0.00
		4 digits		
		4103	Other Raw Hides And Skins, Fresh Or Preserved, Not	6.10
		4101	Raw Hides And Skins Of Bovine Or Equine Animals, N	3.35
		0902	Tea	1.79
		0901	Coffee; Coffee Husks And Skins; Coffee Substitutes	0.28
		8703	Motor Cars And Other Motor Vehicles For The Transp	0.04
		4901	Printed Books, Brochures, Leaflets And Similar Pri	0.02
		6309	Worn Clothing	0.02
		2506	Quartz; Quartzite	0.01
		8543	Electrical Machines And Apparatus, Having Individu	0.01
		2516	Granite, Porphyry, Etc, And Other Monumental Or Bu	0.01
		8803	Parts Of Goods Of 88.01 Or 88.02	0.01
		8708	Parts And Accessories Of The Motor Vehicles Of 87.	0.01
		4011	New Pneumatic Tyres, Of Rubber	0.01
		9018	Instruments And Appliances Used In Medical, Surgic	0.01
		8443	Printing Machinery; Machines For Uses Ancillary To	0.01
		9010	Apparatus And Equipment For Photographic Laborator	0.00
		3926	Other Articles Of Plastics, Nes	0.00
		3305	Preparations For Use On The Hair	0.00
		8471	Automatic Data Processing Machines...; Magnetic Re	0.00
		4707	Waste And Scrap Of Paper Or Paperboard	0.00
	Burundi	2 digits		
		09	Coffee, Tea, Maté And Spices.	0.42
		41	Raw Hides And Skins (Other Than Furskins) And Leat	0.19
		63	Other Made Up Textile Articles; Sets; Worn Clothin	0.00
		25	Salt; Sulphur; Earths And Stone; Plastering Materi	0.00
		84	Nuclear Reactors, Boilers, Machinery And Mechanica	0.00
		4 digits		
		0902	Tea	0.42
		4104	Leather Of Bovine Or Equine Animals, Without Hair	0.19
		6310	Used Or New Rags, Scrap Twine, Cordage, Rope And C	0.00
		2508	Other Clays, Andalusite, Kyanite, Etc; Mullite; Ch	0.00
		2516	Granite, Porphyry, Etc, And Other Monumental Or Bu	0.00
		6309	Worn Clothing	0.00
		8471	Automatic Data Processing Machines...; Magnetic Re	0.00
Tanzania	Kenya	2 Digits		
		87	Vehicles O/T Railw/Tranw Rool-Stock, Pts & Accessories	30.00
		30	Pharmaceutical Products	28.00
		27	Mineral Fuels, Oils & Product Of Their Distillation; Etc	23.00
		15	Animal/Veg Fats & Oil & Their Cleavage Products; Etc	21.00

Table 5b(Ctd): Intra-EAC Trade of the Major twenty imports, 2013 (Values in US\$ million)

Partner state	Ctry of Origin	HS level	Description of Goods	CIF Values
		25	Salt; Sulphur; Earth & Ston; Plastering Mat; Lime & Cem	21.00
		34	Soap, Organic Surface-Active Agents, Washing Prep, Etc	19.00
		85	Electrical Mchy Equip Parts Thereof; Sound Recorder Etc	19.00
		39	Plastics And Articles Thereof	17.00
		84	Nuclear Reactors, Boilers, Mchy & Mech Appliance; Parts	16.00
		28	Inorgn Chem; Compds Of Prec Met, Radioact Elements Etc	12.00
		76	Aluminium And Articles Thereof	11.00
		17	Sugars And Sugar Confectionery	9.00
		73	Articles Of Iron And Steel	8.00
		04	Dairy Prod; Birds' Eggs; Natural Honey; Edible Prod Nes	7.00
		38	Miscellaneous Chemical Products	7.00
		94	Furniture; Bedding, Mattress, Matt Support, Cushion Etc	7.00
		40	Rubber And Articles Thereof	6.00
		48	Paper & Paperboard; Art Of Paper Pulp, Paper/Paperboard	6.00
		02	Meat And Edible Meat Offal	5.00
		72	Iron And Steel	5.00
		4 Digits		
		3004	Medicaments Of Mixed Or Unmixed Products, For Retail Sale	27.00
		2710	Petroleum Oils And Oils Obtained From Bituminous Minerals, Other Than Crude	21.00
		2523	Portland Cement, Aluminous Cement, Persulphate Cement, Etc	13.00
		3923	Articles For Conveyance Or Packing Of Goods, Of Plastics	12.00
		8716	Trailers And Semi-Trailers; Other Vehicles, Not Mechanically Propelled	11.00
		1704	Sugar Confectionery (Incl. White Chocolate), Not Containing Cocoa	9.00
		3401	Soap; Organic Surface-Active Products In Bars, Etc; Paper With Soap, Etc	9.00
		2501	Salt/Pure Sodium Chloride Whether Or Not Cont Ant-Caking Agents; Seawater	8.00
		3402	Non-Soap Surface-Active Agents; Washing Preparations In Powder, Liquid Etc	8.00
		8507	Electric Accumulators (Incl. Separators Therefor)	8.00
		1516	Animal Or Vegetable Fats And Oils And Fractions, Hydrogenated, Etc	7.00
		1517	Margarine; Edible Preparations Of Animal Or Vegetable Fats Or Oils, Nes	7.00
		7615	Table, Kitchen, Household And Sanitary Articles... Of Aluminium	7.00
		8702	Public-Transport Type Passenger Motor Vehicles	7.00
		0401	Milk And Cream, Not Concentrated Or Sweetened	6.00
		1511	Palm Oil And Its Fractions Whether Or Not Refined Not Chemically Modified	5.00
		3808	Insecticides, Rodenticides... And Similar Products, For Retail Sale	5.00
		4011	New Pneumatic Tyres, Of Rubber	5.00
		8309	Stoppers, Caps And Lids, Capsules For Bottles... Of Base Metal	5.00
		8701	Tractors (Excl. Tractors Of 87.09)	5.00
	Uganda	2 Digits		
		10	Cereals	23.00
		85	Electrical Mchy Equip Parts Thereof; Sound Recorder Etc	13.00
		87	Vehicles O/T Railw/Tranw Rool-Stock, Pts & Accessories	7.00
		23	Residues & Waste From The Food Indust; Prepr Ani Fodder	3.00
		84	Nuclear Reactors, Boilers, Mchy & Mech Appliance; Parts	2.00
		04	Dairy Prod; Birds' Eggs; Natural Honey; Edible Prod Nes	1.00
		07	Edible Vegetables And Certain Roots And Tubers	1.00
		11	Prod Mill Indust; Malt; Starches; Insulin; Wheat Gluten	1.00
		15	Animal/Veg Fats & Oil & Their Cleavage Products; Etc	1.00
		22	Beverages, Spirits And Vinegar	1.00

Table 5b(Ctd): Intra-EAC Trade of the Major twenty imports, 2013 (Values in US\$ million)

Partner state	Ctry of Origin	HS level	Description of Goods	CIF Values
		24	Tobacco And Manufactured Tobacco Substitutes	1.00
		30	Pharmaceutical Products	1.00
		33	Essential Oils & Resinoids; Perf, Cosmetic/Toilet Prep	1.00
		34	Soap, Organic Surface-Active Agents, Washing Prep, Etc	1.00
		44	Wood And Articles Of Wood; Wood Charcoal	1.00
		01	Live Animals	0.00
		06	Live Tree & Other Plant; Bulb, Root; Cut Flowers Etc	0.00
		09	Coffee, Tea, Mate And Spices	0.00
		12	Oil Seed, Oleagi Fruits; Miscell Grain, Seed, Fruit Etc	0.00
		14	Vegetable Plaiting Materials; Vegetable Products Nes	0.00
		4 Digits		
		8517	Electrical Apparatus For Line Telephony Or Line Telegraphy	13.00
		1005	Maize(Corn)	12.00
		1008	Buckwheat, Millet And Canary Seed And Other Cereals, Nes	11.00
		8704	Motor Vehicles For The Transport Of Goods	5.00
		2304	Oil Cake From Soya Bean Oil	3.00
		0401	Milk And Cream, Not Concentrated Or Sweetened	1.00
		0713	Dried Leguminous Vegetables, Shelled	1.00
		1102	Cereal Flours, (Excl. Wheat Or Meslin)	1.00
		1512	Sunflower-Seed, Safflower Or Cotton-Seed Oil And Their Fractions	1.00
		1516	Animal Or Vegetable Fats And Oils And Fractions, Hydrogenated, Etc	1.00
		2201	Waters, (Incl. Mineral Waters And Aerated Waters); Ice And Snow	1.00
		2401	Unmanufactured Tobacco; Tobacco Refuse	1.00
		3004	Medicaments Of Mixed Or Unmixed Products, For Retail Sale	1.00
		3401	Soap; Organic Surface-Active Products In Bars, Etc; Paper With Soap, Etc	1.00
		4404	Hoopwood; Split Poles; Piles, Etc; Wooden Sticks, Etc; Chipwood	1.00
		8459	Machine-Tools For Drilling, Boring, Milling... By Removing Metal	1.00
		8502	Electric Generating Sets And Rotary Converters	1.00
		8703	Motor Cars And Other Motor Vehicles For The Transport Of Persons	1.00
		0105	Live Poultry	0.00
		0402	Milk And Cream, Concentrated Or Sweetened	0.00
	Burundi	2 Digits		
		84	Nuclear Reactors, Boilers, Mchy & Mech Appliance; Parts	1.00
		87	Vehicles O/T Railw/Tranw Rool-Stock, Pts & Accessories	1.00
		22	Beverages, Spirits And Vinegar	0.00
		32	Tanning/Dyeing Extract; Tannins & Derivs; Pigm Etc	0.00
		38	Miscellaneous Chemical Products	0.00
		73	Articles Of Iron And Steel	0.00
		76	Aluminium And Articles Thereof	0.00
		83	Miscellaneous Articles Of Basee Metal	0.00
		85	Electrical Mchy Equip Parts Thereof; Sound Recorder Etc	0.00
		90	Optical, Photo, Cine, Meas, Checking, Precision, Etc	0.00
		96	Miscellaneous Manufactured Articles	0.00

Table 5b(Ctd): Intra-EAC Trade of the Major twenty imports, 2013 (Values in US\$ million)

Partner state	Ctry of Origin	HS level	Description of Goods	CIF Values
		4 Digits		
		8429	Self-Propelled Bulldozers, Angledozer, Graders, Levellers, Etc	1.00
		8704	Motor Vehicles For The Transport Of Goods	1.00
		2203	Beer Made From Malt	0.00
		3209	Paints And Varnishes, In An Aqueous Medium	0.00
		3824	Prepared Binders For Foundry Mould Or Cores	0.00
		7308	Iron/Steel Structures And Parts Thereof; Plates, Rods... Therefor	0.00
		7615	Table, Kitchen, Household And Sanitary Articles... Of Aluminium	0.00
		8302	Base Metal Mountings, Fittings...; Hat-Racks...; Door Closers	0.00
		8420	Calendering Or Other Rolling Machines And Cylinders Therefor	0.00
		8423	Weighing Machinery; Weighing Machine Weights Of All Kinds	0.00
		8443	Printing Machinery; Machines For Uses Ancillary To Printing	0.00
		8466	Parts And Accessories For Machines Of 84.56 To 84.65; Tool Holders	0.00
		8477	Machinery For Working Rubber/Plastics Or Making Products Thereof,Nes	0.00
		8479	Machines And Mechanical Appliances, Having Individual Functions, Nes	0.00
		8504	Electrical Transformers, Static Converters And Inductors	0.00
		8516	Electric Water And Space Heaters, Hair-Dressing Apparatus, Irons, Etc	0.00
		8517	Electrical Apparatus For Line Telephony Or Line Telegraphy	0.00
		8527	Reception Apparatus For Radio-Broadcasting...	0.00
		8544	Insulated Wire, Cable, Etc; Optical Fibre Cables	0.00
		8701	Tractors (Excl. Tractors Of 87.09)	0.00
	Rwanda	2 Digits		
		31	Fertilisers	1.00
		07	Edible Vegetables And Certain Roots And Tubers	0.00
		09	Coffee, Tea, Mate And Spices	0.00
		22	Beverages, Spirits And Vinegar	0.00
		25	Salt; Sulphur; Earth & Ston; Plastering Mat; Lime & Cem	0.00
		30	Pharmaceutical Products	0.00
		32	Tanning/Dyeing Extract; Tannins & Derivs; Pigm Etc	0.00
		33	Essential Oils & Resinoids; Perf, Cosmetic/Toilet Prep	0.00
		37	Photographic Or Cinematographic Goods	0.00
		39	Plastics And Articles Thereof	0.00
		40	Rubber And Articles Thereof	0.00
		44	Wood And Articles Of Wood; Wood Charcoal	0.00
		49	Printed Books, Newspapers, Pictures & Other Product Etc	0.00
		56	Wadding, Felt & Nonwoven; Yarns; Twine, Cordage, Etc	0.00
		60	Knitted Or Crocheted Fabrics	0.00
		61	Art Of Apparel & Clothing Access, Knitted Or Crocheted	0.00
		63	Other Made Up Textile Articles; Sets; Worn Clothing Etc	0.00
		68	Art Of Stone, Plaster, Cement, Asbestos, Mica/Sim Mat	0.00
		69	Ceramic Products	0.00
		70	Glass And Glassware	0.00

Table 5b(Ctd): Intra-EAC Trade of the Major twenty imports, 2013 (Values in US\$ million)

Partner state	Ctry of Origin	HS level	Description of Goods	CIF Values
		4 Digits		
		3105	Mineral Or Chemical Fertilizers, Nes; Other Fertilizers; Goods =<10Kg	1.00
		0701	Potatoes, Fresh Or Chilled	0.00
		0713	Dried Leguminous Vegetables, Shelled	0.00
		0901	Coffee; Coffee Husks And Skins; Coffee Substitutes Containing Coffee	0.00
		2203	Beer Made From Malt	0.00
		2508	Other Clays, Andalusite, Kyanite, Etc; Mullite; Chamotte Or Dinas Earths	0.00
		3002	Human Blood; Animal Blood; Antisera, Etc; Vaccines, Toxins, Etc	0.00
		3209	Paints And Varnishes, In An Aqueous Medium	0.00
		3304	Beauty, Make-Up, Skin-Care (Incl. Suntan), Manicure... Preparations	0.00
		3707	Chemical Preparations For Photographic Uses	0.00
		3917	Tubes, Pipes And Hoses, And Fittings Therefor, Of Plastics	0.00
		3920	Other Plates..., Of Plastics, Not Reinforced, Etc	0.00
		3923	Articles For Conveyance Or Packing Of Goods, Of Plastics	0.00
		3925	Builders' Ware Of Plastics, Nes	0.00
		4009	Tubes, Pipes And Hoses, Of Vulcanized Rubber (Excl. Hard)	0.00
		4010	Conveyor Or Transission Belts Or Belting, Of Vulcanised Rubber	0.00
		4011	New Pneumatic Tyres, Of Rubber	0.00
		4016	Other Articles Of Vulcanized Rubber, Nes (Excl. Hard Rubber)	0.00
		4419	Tableware And Kitchenwear, Of Wood	0.00
		4901	Printed Books, Brochures, Leaflets And Similar Printed Matter	0.00
Rwanda	Kenya	2 digits		
		72	Iron and steel	16.64
		15	Animal or vegetable fats and oils and their cleavage products;prepared edible fats;animal or vegetable waxes	8.08
		48	Paper and paperboard; articles of paper pulp,of paper or of paperboard	7.33
		25	Salt; sulphur; earths and stone;plastering materials, lime and cement	6.25
		85	Electrical machinery and equipment and parts thereof;sound recorders and reproducers,television image and sound recorders and reproducers, andparts and accessories of such articles	6.20
		39	Plastics and articles thereof	6.15
		27	Mineral fuels, mineral oils and products of their distillation;bituminous substances; mineral waxes	6.02
		49	Printed books, newspapers, pictures and other products of the printing industry; manuscripts, typescripts and plans	5.44
		64	Footwear, gaiters and the like; parts of such articles	4.91
		24	Tobacco and manufactured tobacco substitutes	4.58
		30	Pharmaceutical products	4.26
		34	Soap, organic surface-active agents, washing preparations,lubricating preparations, artificial waxes, prepared waxes,polishing or scouring preparations, candles and similar articles,modeling pastes,	3.69
		73	Articles of iron or steel	3.53
		17	Sugars and sugar confectionery	3.52
		84	Nuclear reactors, boilers, machineryand mechanical appliances; parts thereof	3.52
		10	Cereals	2.69
		32	Tanning or dyeing extracts; tannins and their derivatives; dyes,pigments and other colouring matter;paints and varnishes; putty and other mastics; inks	1.99
		40	Rubber and articles thereof	1.65
		76	Aluminium and articles thereof	1.62
		90	Optical, photographic,cinematographic, measuring, checking,precision, medical or surgical instrumentsand apparatus; parts and accessories thereof	1.56

Table 5b(Ctd): Intra-EAC Trade of the Major twenty imports, 2013 (Values in US\$ million)

Partner state	Ctry of Origin	HS level	Description of Goods	CIF Values		
Rwanda	Kenya	4 digits				
		7210	Flat-rolled products of iron or non-alloy steel, of a width of 600 mm or more, clad,	12.21		
		1511	Palm oil and its fractions, whether or not refined, but not chemically modified.	5.52		
		2710	Petroleum oils and oils obtained from bituminous minerals, other than crude; etc	5.48		
		4901	Printed books, brochures, leaflets and similar printed matter, whether or not in single	4.59		
		2402	Cigars, cheroots, cigarillos and cigarettes, of tobacco or of tobacco substitutes.	4.58		
		2501	Salt (including table salt and denatured salt) and pure sodium chloride,	4.02		
		3004	Medicaments (excluding goods of heading 30.02, 30.05 or 30.06) etc	3.76		
		4819	Cartons, boxes, cases, bags and other packing containers, of paper, paperboard,	3.75		
		1704	Sugar confectionery (including white chocolate), not containing cocoa.	3.43		
		6402	Other footwear with outer soles and uppers of rubber or plastics.	3.07		
		8544	Insulated (including enamelled or anodised) wire, cable (including co-axial cable) and o	2.65		
		7214	Other bars and rods of iron or non-alloy steel, not further worked than forged, hot-roll	2.34		
		4820	Registers, account books, note books, order books, receipt books, letter pads, memorandu	2.19		
		2523	Portland cement, aluminous cement, slag cement, supersulphate cement etc	1.93		
		3402	Organic surface-active agents (other than soap); surface-active preparations, washing pr	1.86		
		3924	Tableware, kitchenware, other household articles and toilet articles, of plastics.	1.72		
		3917	Tubes, pipes and hoses, and fittings therefor (for example, joints, elbows, flanges), of	1.50		
		1005	Maize (corn).	1.38		
		3105	Mineral or chemical fertilisers containing two or three of the fertilising elements nitr	1.31		
		1001	Wheat and meslin.	1.29		
		Rwanda	Tanzania	2 digits		
				31	Fertilisers	23.01
				12	Oil seeds and oleaginous fruits; miscellaneous grains, seeds and fruit; etc	11.88
				25	Salt; sulphur; earths and stone; plastering materials, lime and cement	6.91
				03	Fish and crustaceans, molluscs and other aquatic invertebrates	5.13
				10	Cereals	4.78
				27	Mineral fuels, mineral oils and products of their distillation; bituminous substances; etc	4.70
72	Iron and steel			3.80		
70	Ceramic products			3.66		
22	Beverages, spirits and vinegar			2.15		
33	Essential oils and resinoids; perfumery, cosmetic or toilet preparations			2.12		
39	Plastics and articles thereof			1.48		
07	Edible vegetables and certain roots and tubers			1.46		
63	Other made up textile articles; sets; worn clothing and worn textile articles; rags			1.38		
19	Preparations of cereals, flour, starch or milk; pastrycooks' products			1.26		
48	Paper and paperboard; articles of paper pulp, of paper or of paperboard			1.18		
32	Tanning or dyeing extracts; tannins and their derivatives; dyes, pigments etc			0.59		
08	Edible fruit and nuts; peel of citrus fruit or melons			0.58		
84	Nuclear reactors, boilers, machinery and mechanical appliances; parts thereof			0.58		
73	Articles of iron or steel			0.55		
36	Explosives; pyrotechnic products; matches; pyrophoric alloys; certain combustible etc			0.50		
	4 digits					
	3105			Mineral or chemical fertilisers containing two or three of the fertilising elements nitr	16.05	
	1202			Ground-nuts, not roasted or otherwise cooked, whether or not shelled or broken.	8.56	
	2523			Portland cement, aluminous cement, slag cement, supersulphate cement and similar hydraulic	6.65	
	0305			Fish, dried, salted or in brine; smoked fish, whether or not cooked before or during the	5.10	

Table 5b(Ctd): Intra-EAC Trade of the Major twenty imports, 2013 (Values in US\$ million)

Partner state	Ctry of Origin	HS level	Description of Goods	CIF Values		
Rwanda	Tanzania	3102	Mineral or chemical fertilisers, nitrogenous.	4.52		
		7010	Carboys, bottles, flasks, jars, pots, phials, ampoules and other containers, of glass, o	3.62		
		1211	Plants and parts of plants (including seeds and fruits), of a kind used primarily in per	3.32		
		7214	Other bars and rods of iron or non-alloy steel, not further worked than forged, hot-roll	2.79		
		3104	Mineral or chemical fertilisers, potassic.	2.40		
		1006	Rice.	2.23		
		2712	Petroleum jelly; paraffin wax, micro-crystalline petroleum wax, slack wax, ozokerite, li	1.97		
		2202	Waters, including mineral waters and aerated waters, containing added sugar or other swe	1.94		
		1001	Wheat and meslin.	1.90		
		3304	Beauty or make-up preparations and preparations for the care of the skin (other than med	1.66		
		2711	Petroleum gases and other gaseous hydrocarbons.	1.59		
		1905	Bread, pastry, cakes, biscuits and other bakers' wares, whether or not containing cocoa;	1.26		
		6305	Sacks and bags, of a kind used for the packing of goods.	1.17		
		0708	Leguminous vegetables, shelled or unshelled, fresh or chilled.	0.61		
		1005	Maize (corn).	0.59		
		3923	Articles for the conveyance or packing of goods, of plastics; stoppers, lids, caps and o	0.59		
		Uganda	2 digits			
			25	Salt; sulphur; earths and stone; plastering materials, lime and cement	59.36	
			15	Animal or vegetable fats and oils and their cleavage products; prepared edible fats; animal or vegetable waxes	53.50	
			Soap, organic surface-active agents, washing preparations, lubricating preparations, artificial waxes, prepared waxes, polishing or scouring preparations, candles and similar articles, modelling pastes,	15.34		
	72		Iron and steel	7.56		
	10		Cereals	7.51		
	48		Paper and paperboard; articles of paper pulp, of paper or of paperboard	5.92		
	73		Articles of iron or steel	5.86		
	39		Plastics and articles thereof	4.98		
	07		Edible vegetables and certain roots and tubers	4.31		
	22		Beverages, spirits and vinegar	4.20		
	03		Fish and crustaceans, molluscs and other aquatic invertebrates	3.30		
			Tanning or dyeing extracts; tannins and their derivatives; dyes, pigments and other colouring matter; paints and varnishes; putty and other mastics; inks	2.94		
	32		Wood and articles of wood; wood charcoal	2.93		
	33		Essential oils and resinoids; perfumery, cosmetic or toilet preparations	2.67		
	30		Pharmaceutical products	1.98		
	19		Preparations of cereals, flour, starch or milk; pastrycooks' products	1.57		
	20		Preparations of vegetables, fruit, nuts or other parts of plants	1.33		
	36		Explosives; pyrotechnic products; matches; pyrophoric alloys; certain combustible preparations	1.33		
			Dairy produce; birds' eggs; natural honey; edible products of animal origin, not elsewhere specified or included	1.26		
	04	Footwear, gaiters and the like; parts of such articles	1.25			
		4 digits				
		2523	Portland cement, aluminous cement, slag cement, supersulphate cement and similar hydraulic	58.23		
	1516	Animal or vegetable fats and oils and their fractions, partly or wholly hydrogenated, in	32.87			
	1511	Palm oil and its fractions, whether or not refined, but not chemically modified.	18.88			
	3401	Soap; organic surface-active products and preparations for use as soap, in the form of b	12.89			
	1005	Maize (corn).	6.49			

Table 5b(Ctd): Intra-EAC Trade of the Major twenty imports, 2013 (Values in US\$ million)

Partner state	Ctry of Origin	HS level	Description of Goods	CIF Values
		7306	Other tubes, pipes and hollow profiles (for example, open seam or welded, riveted or sim	4.00
		4819	Cartons, boxes, cases, bags and other packing containers, of paper, paperboard, cellulose	3.72
		3208	Paints and varnishes (including enamels and lacquers) based on synthetic polymers or che	2.80
		0305	Fish, dried, salted or in brine; smoked fish, whether or not cooked before or during the	2.58
		3402	Organic surface-active agents (other than soap); surface-active preparations, washing pr	2.44
		7208	Flat-rolled products of iron or non-alloy steel, of a width of 600 mm or more, hot-rolle	2.41
		2208	Undenatured ethyl alcohol of an alcoholic strength by volume of less than 80 % vol; spir	2.39
		3917	Tubes, pipes and hoses, and fittings therefor (for example, joints, elbows, flanges), of	2.21
		4403	Wood in the rough, whether or not stripped of bark or sapwood, or roughly squared.	2.01
		7217	Wire of iron or non-alloy steel.	1.82
		0714	Manioc, arrowroot, salep, Jerusalem artichokes, sweet potatoes and similar roots and tub	1.70
		7214	Other bars and rods of iron or non-alloy steel, not further worked than forged, hot-roll	1.69
		3004	Medicaments (excluding goods of heading 30.02, 30.05 or 30.06) consisting of mixed or un	1.64
		1905	Bread, pastry, cakes, biscuits and other bakers' wares, whether or not containing cocoa;	1.56
		3305	Preparations for use on the hair.	1.45
	Burundi	2 digit		
		72	Iron and steel	1.37
		34	Soap, organic surface-active agents, washing preparations, lubricating preparations, etc	1.17
		07	Edible vegetables and certain roots and tubers	0.81
		09	Coffee, tea, mate and spices	0.79
		39	Plastics and articles thereof	0.51
		70	Ceramic products	0.50
		08	Edible fruit and nuts; peel of citrus fruit or melons	0.41
			Electrical machinery and equipment and parts thereof; sound recorders and	
			reproducers, television image and sound recorders and reproducers, and parts and	
			accessories of such articles	0.38
		85		
		22	Beverages, spirits and vinegar	0.23
		84	Nuclear reactors, boilers, machinery and mechanical appliances; parts thereof	0.15
		03	Fish and crustaceans, molluscs and other aquatic invertebrates	0.12
		73	Articles of iron or steel	0.10
		10	Cereals	0.09
			Animal or vegetable fats and oils and their cleavage products; prepared edible fats; animal or	
			vegetable waxes	0.08
		11	Products of the milling industry; malt; starches; inulin; wheat gluten	0.08
		41	Raw hides and skins (other than furskins) and leather	0.07
		24	Tobacco and manufactured tobacco substitutes	0.06
		14	Vegetable plaiting materials; vegetable products not elsewhere specified or included	0.04
		23	Residues and waste from the food industries; prepared animal fodder	0.04
		96	Miscellaneous manufactured articles	0.03
		4 digit		
		3401	Soap; organic surface-active products and preparations for use as soap, in the form of b	1.17
		7214	Other bars and rods of iron or non-alloy steel, not further worked than forged, hot-roll	1.13
		0901	Coffee, whether or not roasted or decaffeinated; coffee husks and skins; coffee substitu	0.78
		7010	Carboys, bottles, flasks, jars, pots, phials, ampoules and other containers, of glass, o	0.48
		3923	Articles for the conveyance or packing of goods, of plastics; stoppers, lids, caps and o	0.45
		0708	Leguminous vegetables, shelled or unshelled, fresh or chilled.	0.33
		0714	Manioc, arrowroot, salep, Jerusalem artichokes, sweet potatoes and similar roots and tub	0.24
		0805	Citrus fruit, fresh or dried.	0.22

Table 5b(Ctd): Intra-EAC Trade of the Major twenty imports, 2013 (Values in US\$ million)

Partner state	Ctry of Origin	HS level	Description of Goods	CIF Values
		2203	Beer made from malt.	0.22
		0810	Other fruit, fresh.	0.17
		8544	Insulated (including enamelled or anodised) wire, cable (including co-axial cable) and o	0.17
		7204	Ferrous waste and scrap; remelting scrap ingots of iron or steel.	0.14
		8546	Electrical insulators of any material.	0.14
		0703	Onions, shallots, garlic, leeks and other alliaceous vegetables, fresh or chilled.	0.11
		0305	Fish, dried, salted or in brine; smoked fish, whether or not cooked before or during the	0.11
		7213	Bars and rods, hot-rolled, in irregularly wound coils, of iron or non-alloy steel.	0.09
		1511	Palm oil and its fractions, whether or not refined, but not chemically modified.	0.08
		0702	Tomatoes, fresh or chilled.	0.08
		1102	Cereal flours other than of wheat or meslin.	0.07
		7311	Containers for compressed or liquefied gas, of iron or steel.	0.07
Burundi	Kenya	2 digit		
		12	Oil seed, oleag fruits; miscell grain, seed, fruit etc	134.59
		72	Iron and steel	8.68
		31	Fertilisers	8.47
		27	Mineral fuels, oils & product of their distillation; etc	6.99
		39	Plastics and articles thereof	3.56
		30	Pharmaceutical products	3.43
		73	Articles of iron and steel	3.20
		85	Electrical mchy equip parts thereof, sound recorder etc	1.80
		15	Animal/veg fats & oil & their cleavage products; etc	1.61
		32	Tanning/dyeing extract; tannins & derivs; pigm etc	1.41
		34	Soap, organic surface-active agents, washing prep, etc	1.26
		17	Sugars and sugar confectionery	1.18
		84	Nuclear reactors, boilers, mchy & mech appliance, parts	1.08
		25	Salt; sulphur; earth & ston; plastering mat; lime & cem	1.05
		48	Paper & paperboard; art of paper pulp, paper/paperboard	1.04
		40	Rubber and articles thereof	0.96
		87	Vehicles o/t railw/tranw rool-stock, pts & accessories	0.73
		07	Edible vegetables and certain roots and tubers	0.70
		76	Aluminium and articles thereof	0.68
		20	Prep of vegetable, fruit, nuts or other parts of plants	0.67
		4 digits		
		1208	Flours and meals of oil seeds or oleaginous fruits, other than those of mustard.	134.56
		3105	Mineral or chemical fertilisers containing two or three of the fertilising elements nitr	7.55
		2710	Petroleum oils and oils obtained from bituminous minerals, other than crude; etc	6.80
		7210	Flat-rolled products of iron or non-alloy steel, of a width of 600 mm or more, clad,	4.33
		3004	Medicaments (excluding goods of heading 30.02, 30.05 or 30.06) consisting of mixed or un	3.28
		7306	Other tubes, pipes and hollow profiles (for example, open seam or welded, riveted or sim	2.59
		3923	Articles for the conveyance or packing of goods, of plastics; stoppers, lids, caps and o	1.81
		7216	Angles, shapes and sections of iron or non-alloy steel.	1.72
		1511	Palm oil and its fractions, whether or not refined, but not chemically modified.	1.44
		7208	Flat-rolled products of iron or non-alloy steel, of a width of 600 mm or more, hot-rolle	1.42
		1704	Sugar confectionery (including white chocolate), not containing cocoa.	1.18
		4011	New pneumatic tyres, of rubber.	0.86
		3208	Paints and varnishes (including enamels and lacquers) based on synthetic polymers or che	0.72

Table 5b(Ctd): Intra-EAC Trade of the Major twenty imports, 2013 (Values in US\$ million)

Partner state	Ctry of Origin	HS level	Description of Goods	CIF Values	
Burundi	Kenya	7214	Other bars and rods of iron or non-alloy steel, not further worked than forged, hot-roll	0.72	
		0713	Dried leguminous vegetables, shelled, whether or not skinned or split.	0.70	
		8507	Electric accumulators, including separators therefor, whether or not rectangular (includ	0.65	
		2007	Jams, fruit jellies, marmalades, fruit or nut puree and fruit or nut pastes, obtained by	0.62	
		4819	Cartons, boxes, cases, bags and other packing containers, of paper, paperboard, cellulose	0.62	
		3402	Organic surface-active agents (other than soap); surface-active preparations, washing pr	0.60	
		3401	Soap; organic surface-active products and preparations for use as soap, in the form of b	0.57	
	Rwanda	2 digits			
		87	Vehicles o/t railw/tranw rool-stock, pts & accessories	3.88	
		07	Edible vegetables and certain roots and tubers	3.02	
		39	Plastics and articles thereof	2.35	
		10	Cereals	0.89	
		72	Iron and steel	0.64	
		22	Beverages, spirits and vinegar	0.54	
		25	Salt; sulphur; earth & ston; plastering mat; lime & cem	0.51	
		84	Nuclear reactors, boilers, mchy & mech appliance, parts	0.50	
		33	Essential oils & resinoids; perf, cosmetic/toilet prep	0.38	
		94	Furniture; bedding, mattress, matt support, cushion etc	0.34	
		85	Electrical mchy equip parts thereof, sound recorder etc	0.26	
		01	Live animals	0.24	
		70	Glass and glassware	0.21	
		29	Organic chemicals	0.15	
		73	Articles of iron and steel	0.10	
		20	Prep of vegetable, fruit, nuts or other parts of plants	0.10	
		11	Prod mill indust; malt; starches; insulin; wheat gluten	0.10	
		15	Animal/veg fats & oil & their cleavage products; etc	0.10	
		04	Dairy prod; birds' eggs; natural honey; edible prod nes	0.10	
30	Pharmaceutical products	0.10			
4 digits					
1005	Maize (corn).	0.87			
7215	Other bars and rods of iron or non-alloy steel.	0.46			
0701	Potatoes, fresh or chilled.	0.79			
2203	Beer made from malt.	0.40			
7010	Carboys, bottles, flasks, jars, pots, phials, ampoules and other containers, of glass, o	0.21			
3923	Articles for the conveyance or packing of goods, of plastics; stoppers, lids, caps and o	2.09			
2523	Portland cement, aluminous cement, slag cement, supersulphate cement etc	0.38			
8704	Motor vehicles for the transport of goods.	1.34			
0713	Dried leguminous vegetables, shelled, whether or not skinned or split.	1.78			
1006	Rice.	0.00			
3304	Beauty or make-up preparations and preparations for the care of the skin (other than med	0.14			
3925	Builders' ware of plastics, not elsewhere specified or included.	0.06			
0708	Leguminous vegetables, shelled or unshelled, fresh or chilled.	0.39			
3926	Other articles of plastics and articles of other materials of headings 39.01 to 39.14.	0.04			
3305	Preparations for use on the hair.	0.16			
8431	Parts suitable for use solely or principally with the machinery of headings 84.25 to 84.	-			
8504	Electrical transformers, static converters (for example, rectifiers) and inductors.	0.02			
2711	Petroleum gases and other gaseous hydrocarbons.	0.04			
0102	Live bovine animals.	0.24			
8212	Razors and razor blades (including razor blade blanks in strips).	0.05			

Table 5b(Ctd): Intra-EAC Trade of the Major twenty imports, 2013 (Values in US\$ million)

Partner state	Ctry of Origin	HS level	Description of Goods	CIF Values	
Burundi	Tanzania	2 digits			
		25	Salt; sulphur; earth & ston; plastering mat; lime & cem	6.76	
		31	Fertilisers	7.07	
		27	Mineral fuels, oils & product of their distillation; etc	2.38	
		70	Glass and glassware	7.23	
		11	Prod mill indust; malt; starches; insulin; wheat gluten	0.26	
		10	Cereals	46.37	
		03	Fish & crustacean, mollusc & other aquatic invertebrate	2.11	
		33	Essential oils & resinoids; perf, cosmetic/toilet prep	2.05	
		94	Furniture; bedding, mattress, matt support, cushion etc	0.67	
		48	Paper & paperboard; art of paper pulp, paper/paperboard	0.85	
		72	Iron and steel	1.28	
		22	Beverages, spirits and vinegar	1.13	
		15	Animal/veg fats & oil & their cleavage products; etc	1.52	
		63	Other made up textile articles; sets; worn clothing etc	4.46	
		12	Oil seed, oleagi fruits; miscell grain, seed, fruit etc	1.32	
		39	Plastics and articles thereof	2.80	
		34	Soap, organic surface-active agents, washing prep, etc	0.48	
		07	Edible vegetables and certain roots and tubers	0.49	
		84	Nuclear reactors, boilers, mchy & mech appliance, parts	2.20	
		19	Prep of cereal, flour, starch/milk; pastrycooks' prod	0.44	
		4 digits			
		2523	Portland cement, aluminous cement, slag cement, supersulphate cement and similar hydraul	4.39	
		3105	Mineral or chemical fertilisers containing two or three of the fertilising elements nitr	5.65	
		7010	Carboys, bottles, flasks, jars, pots, phials, ampoules and other containers, of glass, o	7.23	
		2710	Petroleum oils and oils obtained from bituminous minerals, other than crude; preparation	1.89	
	2714	Bitumen and asphalt, natural; bituminous or oil shale and tar sands; asphaltites and asp	0.00		
	1101		0.19		
	2501	Salt (including table salt and denatured salt) and pure sodium chloride, whether or not	2.28		
	1006	Rice.	43.73		
	0305	Fish, dried, salted or in brine; smoked fish, whether or not cooked before or during the	2.01		
	3102	Mineral or chemical fertilisers, nitrogenous.	1.23		
	3304	Beauty or make-up preparations and preparations for the care of the skin (other than med	2.01		
9404	Mattress supports; articles of bedding and similar furnishing (for example, mattresses,	0.41			
7210	Flat-rolled products of iron or non-alloy steel, of a width of 600 mm or more, clad, pla	0.94			
4820	Registers, account books, note books, order books, receipt books, letter pads, memorandu	0.29			
1005	Maize (corn).	0.90			
1202	Ground-nuts, not roasted or otherwise cooked, whether or not shelled or broken.	0.93			
2207	Undenatured ethyl alcohol of an alcoholic strength by volume of 80 % vol or higher; ethy	0.87			
1511	Palm oil and its fractions, whether or not refined, but not chemically modified.	0.40			
1102	Cereal flours other than of wheat or meslin.	0.05			
6305	Sacks and bags, of a kind used for the packing of goods.	0.72			
Uganda	2 digits				
	72	Iron and steel	7.98		
	15	Animal/veg fats & oil & their cleavage products; etc	3.88		
	25	Salt; sulphur; earth & ston; plastering mat; lime & cem	6.50		
10	Cereals	0.44			

Table 5b(Ctd): Intra-EAC Trade of the Major twenty imports, 2013 (Values in US\$ million)

Partner state	Ctry of Origin	HS level	Description of Goods	CIF Values		
Burundi	Uganda	48	Paper & paperboard; art of paper pulp, paper/paperboard	3.14		
		24	Tobacco and manufactured tobacco substitutes	3.16		
		01	Live animals	1.56		
		39	Plastics and articles thereof	0.92		
		33	Essential oils & resinoids; perf, cosmetic/toilet prep	0.72		
		64	Footwear, gaiters and the like, parts of such articles	0.64		
		84	Nuclear reactors, boilers, mchy & mech appliance, parts	0.67		
		30	Pharmaceutical products	1.78		
		87	Vehicles o/t railw/tranw rool-stock, pts & accessories	0.71		
		32	Tanning/dyeing extract; tannins & derivs; pigm etc	0.63		
		73	Articles of iron and steel	1.44		
		04	Dairy prod; birds' eggs; natural honey; edible prod nes	0.87		
		61	Art of apparel & clothing access, knitted or crocheted	0.06		
		55	Man-made staple fibres	0.15		
		11	Prod mill indust; malt; starches; insulin; wheat gluten	0.68		
		22	Beverages, spirits and vinegar	0.35		
			4 digits			
			7210	Flat-rolled products of iron or non-alloy steel, of a width of 600 mm or more, clad, pla	3.93	
			2523	Portland cement, aluminous cement, slag cement, supersulphate cement etc	6.49	
		1006	Rice.	0.20		
		1511	Palm oil and its fractions, whether or not refined, but not chemically modified.	2.73		
		2401	Unmanufactured tobacco; tobacco refuse.	3.13		
		4820	Registers, account books, note books, order books, receipt books, letter pads, memorandu	2.57		
		1516	Animal or vegetable fats and oils and their fractions, partly or wholly hydrogenated, in	0.93		
		0102	Live bovine animals.	1.48		
		3004	Medicaments (excluding goods of heading 30.02, 30.05 or 30.06) consisting of mixed or un	1.65		
		7214	Other bars and rods of iron or non-alloy steel, not further worked than forged, hot-roll	1.23		
		3304	Beauty or make-up preparations and preparations for the care of the skin (other than med	0.48		
		6402	Other footwear with outer soles and uppers of rubber or plastics.	0.33		
		7219	Flat-rolled products of stainless steel, of a width of 600 mm or more.	0.06		
		0401	Milk and cream, not concentrated nor containing added sugar or other sweetening matter.	0.78		
		3209	Paints and varnishes (including enamels and lacquers) based on synthetic polymers or che	0.41		
		1102	Cereal flours other than of wheat or meslin.	0.51		
		6114	Other garments, knitted or crocheted.	0.04		
		1005	Maize (corn).	0.23		
		8714	Parts and accessories of vehicles of headings 87.11 to 87.13.	0.36		
		3923	Articles for the conveyance or packing of goods, of plastics; stoppers, lids, caps and o	0.20		

Table 5c: Intra-EAC Trade of the Major twenty imports, 2013 compared to 2012 (Values in US\$ million)

Partner state	Ctry of Origin	HS level	Description of Goods	2012	2013	2013/2012 % change	
Uganda	Kenya	2 digits					
		27	Mineral Fuels, Oils & Product Of Their Distillation; Etc	70.12	64.73	(7.69)	
		25	Salt; Sulphur; Earth & Ston; Plastering Mat; Lime & Cem	86.46	64.49	(25.40)	
		72	Iron And Steel	41.91	54.42	29.83	
		39	Plastics And Articles Thereof	38.69	37.50	(3.08)	
		22	Beverages, Spirits And Vinegar	46.57	37.01	(20.52)	
		30	Pharmaceutical Products	21.34	26.57	24.51	
		87	Vehicles O/T Railw/Tramw Roll-Stock, Pts & Accessories	20.13	23.49	16.73	
		48	Paper & Paperboard; Art Of Paper Pulp, Paper/Paperboard	21.24	22.46	5.77	
		34	Soap, Organic Surface-Active Agents, Washing Prep, Etc	18.42	19.70	6.94	
		17	Sugars And Sugar Confectionery	12.85	14.57	13.38	
		73	Articles of iron or steel.	10.10	13.13	29.99	
		21	Miscellaneous edible preparations.	12.41	10.94	(11.83)	
		84	Nuclear Reactors, Boilers, Mchy & Mech Appliance; Parts	15.89	10.88	(31.52)	
		85	Electrical Mchy Equip Parts Thereof; Sound Recorder Etc	12.77	10.46	(18.10)	
		64	Footwear, gaiters and the like; parts of such articles.	8.83	10.41	17.91	
		49	Printed books, newspapers, pictures and other productsof the printing industry; etc	5.74	10.12	76.36	
		28	Inorgn Chem; Compsd Of Prec Met, Radioact Elements Etc	9.10	9.84	8.14	
		15	Animal/Veg Fats & Oils & Their Cleavage Products; Etc	14.03	9.19	(34.52)	
		76	Aluminium And Articles Thereof	8.98	9.07	0.93	
		24	Tobacco And Manufactured Tobacco Substitutes	10.48	8.79	(16.11)	
			4 digits				
			2710	Petroleum Oils, Oils from Bituminous Minerals, not Crude; preparations n.e.s.etc	55.21	48.26	(12.60)
			2523	Portland Cement, Aluminous Cement, Slag Cement, Supersulphate Cement and similar Hydraulic Cements; whether or not Coloured or in the form of Clinkers	57.88	38.97	(32.67)
		7210	Iron or Non-alloy Steel; Flat-rolled Products, Width of 600mm or more, Clad, Plated or Coated Medicaments; (not Goods of Heading No. 3002, 3005 or 3006) Consisting of Mixed or Unmixed Products for Therapeutic or Prophylactic use, put up in Measured Doses or in forms or Packings for Retail Sale	13.05	29.86	128.89	
		3004	Salt (including Table Salt and Denatured Salt); Pure Sodium Chloride whether or not in Aqueous Solution; Sea Water	17.92	24.65	37.57	
		2501	Iron or Non-alloy Steel; Flat-rolled Products, Width of 600mm or more, Cold-Rolled (cold-reduced), not Clad, Plated or Coated	24.12	21.76	(9.79)	
		7209	Plastic articles for the Conveyance or Packing of Goods;	23.70	19.01	(19.80)	
		3923	Ethyl Alcohol, Undenatured; of an Alcoholic Strength by Volume of 80% Vol. or Higher; Ethyl Alcohol and other Spirits, Denatured, of any Strength	20.13	18.55	(7.89)	
		2207	Sugar Confectionery (including White Chocolate), not containing Cocoa	20.16	15.12	(24.99)	
		1704	Beer made from Malt	11.76	14.13	20.17	
		2203	Electrical Energy	18.21	12.36	(32.13)	
		2716	Organic Surface-active Agents (not Soap); Surface-active, Washing (including Auxiliary Washing) and Cleaning preparations, containing Soap or not, excluding those of Heading No. 3401	8.63	10.77	24.80	
		3402	Trailers and Semi-trailers; other Vehicles, not Mechanically Propelled; Parts thereof	10.39	10.35	(0.33)	
		8716	Cigars, Cheroots, Cigarillos and Cigarettes; of Tobacco or of Tobacco Substitutes	7.75	9.81	26.59	
		2402	Public Transport Type Passenger Motor Vehicles	10.48	8.79	(16.11)	
		8702	Cartons, Boxes, Cases, Bags and the like, of Paper, Paperboard, Cellulose Wadding or Fibres; Box Files, Letter Trays and the like, of Paper or Paperboard, of a kind used in Offices, Shops or the like	6.02	8.08	34.32	
		4819		10.27	7.97	(22.36)	

Table 5c(Ctd): Intra-EAC Trade of the Major twenty imports, 2013 compared to 2012 (Values in US\$ million)

Partner state	Ctry of Origin	HS level	Description of Goods	2012	2013	2013/2012% change		
Uganda	Kenya	1517	Margarine; Edible Mixtures or preparations of Animal or Vegetable Fats etc Stoppers, Caps, Lids (including Crown Corks, Screw Caps, Pouring Stoppers); Capsules for Bottles, Threaded Bung, Bung Covers, Seals and other Packing	8.29	7.37	(11.12)		
		8309	Accessories, of Base Metal	7.12	6.56	(7.84)		
		3401	Soap; organic surface-active products in bars, etc; paper with soap, etc	5.31	6.43	20.97		
		7306	Other tubes, pipes and hollow profiles of iron or	3.08	5.89	91.24		
	Tanzania	2 digits	63	Other Made Up Textile Articles; Sets; Worn Clothing Etc	3.92	7.52	91.78	
			27	Mineral Fuels, Oils & Product Of Their Distillation; Etc	6.63	7.28	9.81	
			70	Glass And Glassware	3.49	3.86	10.75	
			48	Paper & Paperboard; Art Of Paper Pulp, Paper/Paperboard	4.16	3.45	(17.23)	
			10	Cereals	4.89	3.34	(31.72)	
			84	Nuclear Reactors, Boilers, Mchy & Mech Appliance; Parts	2.72	2.38	(12.27)	
			22	Beverages, Spirits And Vinegar	3.29	2.30	(30.05)	
			39	Plastics And Articles Thereof	2.09	2.14	2.65	
			12	Oil Seed, Oleagi Fruits; Miscell Grain, Seed, Fruit Etc	0.18	1.67	845.13	
			23	Residues & Waste From The Food Indust; Prepr Ani Fodder	0.50	1.36	170.02	
			85	Electrical Mchy Equip Parts Thereof; Sound Recorder Etc	4.14	1.35	(67.36)	
			15	Animal/Veg Fats & Oils & Their Cleavage Products; Etc	0.80	0.96	20.62	
			72	Iron And Steel	2.10	0.94	(54.97)	
			33	Essential Oils & Resinoids; Perf, Cosmetic/Toilet Prep	0.45	0.89	98.91	
			07	Edible Vegetables And Certain Roots And Tubers	0.98	0.85	(13.69)	
			09	Coffee, Tea, Mate And Spices	1.24	0.56	(54.64)	
			03	Fish & Crustacean, Mollusc & Other Aquatic Invertebrate	0.53	0.44	(17.19)	
			56	Wadding, Felt & Nonwoven; Yarns; Twine, Cordage, Etc	0.41	0.40	(1.52)	
			87	Vehicles O/T Railw/Tramw Roll-Stock, Pts & Accessories	0.25	0.39	55.59	
			61	Art Of Apparel & Clothing Access, Knitted Or Crocheted	0.25	0.35	38.47	
			4 digits	2710	Petroleum Oils, Etc, (Excl. Crude); Preparations Thereof, Nes	5.35	6.21	16.06
				6304	Other Furnishing Articles, Nes (Excl. Of 94.04)	2.46	5.75	134.16
				7010	Carboys, Bottles, Flasks... Ampoules, Etc; Stoppers, Lids..., Of Glass	3.48	3.86	10.84
				1006	Rice	3.63	3.21	(11.39)
				4819	Cartons, Boxes, Etc; Box Files, Etc, Of Paper, Paperboard, Etc	3.56	3.01	(15.44)
				2207	Ethyl Alcohol, Undenatured Of >=80% Alcohol, Denatured Spirits	3.21	1.87	(41.79)
				6305	Sacks And Bags, Used For Packing Goods	1.42	1.74	22.30
				2306	Oil-Cake And Other Solid Residues, Of Vegetable Fats	0.50	1.36	170.29
				8474	Machinery For Sorting..., Agglomerating... Earth, Stone, Ores, Etc	0.82	1.33	63.53
				1202	Ground-Nuts, Not Roasted Or Otherwise Cooked	0.09	1.13	-
				3923	Articles For The Of Goods, Of Plastics; Stoppers, Etc, Of Plastics	1.09	1.01	(7.95)
				3920	Other Plates..., Of Plastics, Not Reinforced, Etc	0.77	0.98	27.30
				8504	Electrical Transformers, Static Converters And Inductors	3.69	0.94	(74.55)
	1512	Sunflower-Seed, Safflower Or Cotton-Seed Oil And Their Fractions		0.77	0.93	20.85		
	2711	Petroleum Gases And Other Gaseous Hydrocarbons		1.17	0.77	(33.99)		
	3304	Beauty, Make-Up, Skin-Care (Incl. Suntan), Manicure... Preparations		0.19	0.55	193.00		
	0901	Coffee; Coffee Husks And Skins; Coffee Substitutes Containing Coffee		1.23	0.55	(55.53)		
	2202	Waters (Incl. Mineral And Aerated), With Added Sugar...(Incl. Sweetened)		0.02	0.43	2,429.74		
	8471	Automatic Data Processing Machines...; Magnetic Readers..., Nes		0.17	0.43	148.71		
	1209	Seeds, Fruits And Spores, Of A Kind Used For Sowing		0.01	0.42	7,730.28		

Table 5c(Ctd): Intra-EAC Trade of the Major twenty imports, 2013 compared to 2012 (Values in US\$ million)

Partner state	Ctry of Origin	HS level	Description of Goods	2012	2013	2013/2012% change	
Uganda	Rwanda	72	Iron And Steel	3.06	3.09	1.00	
		41	Raw Hides And Skins (Other Than Furskins) And Leather	0.38	1.31	248.73	
		84	Nuclear Reactors, Boilers, Mchy & Mech Appliance; Parts	0.12	0.78	565.04	
		55	Man-Made Staple Fibres	0.06	0.52	821.25	
		09	Coffee, Tea, Mate And Spices	0.15	0.46	196.48	
		27	Mineral Fuels, Oils & Product Of Their Distillation; Etc	0.29	0.26	(11.37)	
		34	Soap, Organic Surface-Active Agents, Washing Prep, Etc	0.04	0.21	464.73	
		85	Electrical Mchy Equip Parts Thereof; Sound Recorder Etc	0.13	0.18	35.89	
		68	Art Of Stone, Plaster, Cement, Asbestos, Mica/Sim Mat	0.00	0.10	-	
		33	Essential Oils & Resinoids; Perf, Cosmetic/Toilet Prep	0.05	0.08	43.69	
		64	Footwear, Gaiters And The Like; Parts Of Such Articles	0.04	0.05	20.66	
		20	Prep Of Vegetable, Fruit, Nuts Or Other Parts Of Plants	0.01	0.04	500.97	
		73	Articles Of Iron Or Steel	0.08	0.04	(50.86)	
		44	Wood And Articles Of Wood; Wood Charcoal	0.07	0.03	(52.59)	
		87	Vehicles O/T Railw/Tramw Roll-Stock, Pts & Accessories	0.36	0.03	(90.89)	
		22	Beverages, Spirits And Vinegar	0.06	0.03	(49.94)	
		30	Pharmaceutical Products	0.00	0.03	1,042.42	
		63	Other Made Up Textile Articles; Sets; Worn Clothing Etc	0.04	0.02	(49.97)	
		76	Aluminium And Articles Thereof	0.00	0.02	551.44	
		07	Edible Vegetables And Certain Roots And Tubers	0.01	0.02	54.14	
		7204	7204	Ferrous Waste And Scrap; Remelting Scrap Ingots Of Iron Or Steel	2.97	3.06	3.32
			4101	Raw Hides And Skins Of Bovine Or Equine Animals, Not Tanned	0.38	1.31	248.73
			5513	Woven Fabrics, <85% Synthetic Staple Fibres, With Cotton, =<170G/M2	0.06	0.52	821.25
			0901	Coffee; Coffee Husks And Skins; Coffee Substitutes Containing Coffee	0.15	0.46	196.48
			8468	Machinery And Apparatus For Soldering, Brazing Or Welding	-	0.38	-
			2716	Electrical Energy	0.26	0.25	(2.45)
			3401	Soap; Organic Surface-Active Products In Bars, Etc; Paper With Soap, Etc	0.03	0.21	531.92
			8477	Machinery For Working Rubber/Plastics Or Making Products Thereof, Nes	-	0.17	-
			8475	Machines For Assembling Electric Lamps, Tubes...; Hot Working Glassware	-	0.15	-
			6802	Worked Monumental/Building Stone; Mosaic Cubes; Granules, Chippings...	-	0.09	-
			8501	Electric Motors And Generators (Excl. Generating Sets)	0.01	0.08	814.14
			8517	Electrical Apparatus For Line Telephony Or Line Telegraphy	0.01	0.08	-
			3304	Beauty, Make-Up, Skin-Care (Incl. Suntan), Manicure... Preparations	0.05	0.07	47.74
			2008	Fruit, Nuts And Other Parts Of Plants, Otherwise Preserved, Nes	0.00	0.04	1,421.68
			4413	Densified Wood, In Blocks, Plates, Strips Or Profile Shapes	0.07	0.03	(47.67)
			8703	Motor Cars And Other Motor Vehicles For The Transport Of Persons	-	0.03	-
			7311	Containers For Compressed Or Liquefied Gas, Of Iron Or Steel	0.07	0.03	(53.37)
		2203	Beer Made From Malt	0.04	0.03	(22.37)	
		8462	Machine-Tools (Incl. Presses) For Working Metal By Forging, Etc	-	0.03	-	
		3002	Human Blood; Animal Blood; Antisera, Etc; Vaccines, Toxins, Etc	-	0.03	-	
		Burundi	72	Iron And Steel	0.56	0.18	(68.56)
			41	Raw Hides And Skins (Other Than Furskins) And Leather	0.13	0.08	(35.68)
			09	Coffee, Tea, Mate And Spices	0.24	0.06	(74.72)
			52	Cotton	-	0.04	-
70	Glass And Glassware		0.05	0.04	(25.68)		
84	Nuclear Reactors, Boilers, Mchy & Mech Appliance; Parts		0.18	0.02	(88.77)		
94	Furniture; Bedding, Mattress, Matt Support, Cushion Etc		0.00	0.02	-		
63	Other Made Up Textile Articles; Sets; Worn Clothing Etc		0.00	0.00	1,800.99		
29	Organic Chemicals		-	0.00	-		

Table 5c(Ctd): Intra-EAC Trade of the Major twenty imports, 2013 compared to 2012 (Values in US\$ million)

Partner state	Ctry of Origin	HS level	Description of Goods	2012	2013	2013/2012 % change
		85	Electrical Mchy Equip Parts Thereof; Sound Recorder Etc	0.00	0.00	976.22
		96	Miscellaneous Manufactured Articles	-	0.00	-
		17	Sugars And Sugar Confectionery	-	0.00	-
		21	Miscellaneous Edible Preparations	-	0.00	-
		33	Essential Oils & Resinoids; Perf, Cosmetic/Toilet Prep	-	0.00	-
		39	Plastics And Articles Thereof	0.24	0.00	(99.83)
		22	Beverages, Spirits And Vinegar	0.01	0.00	(98.34)
		28	Inorgn Chem; Comps Of Prec Met, Radioact Elements Etc	-	0.00	-
		97	Works Of Art, Collectors' Pieces And Antiques	-	0.00	-
		01	Live Animals	-	-	-
		05	Products Of Animal Origin, Nes Or Included.	0.00	-	(100.00)
		4 digit				
		7204	Ferrous Waste And Scrap; Remelting Scrap Ingots Of Iron Or Steel	0.56	0.18	(68.56)
		4101	Raw Hides And Skins Of Bovine Or Equine Animals, Not Tanned	0.13	0.08	(35.68)
		0901	Coffee; Coffee Husks And Skins; Coffee Substitutes Containing Coffee	0.24	0.06	(74.72)
		5201	Cotton, Not Carded Or Combed	-	0.04	-
		7010	Carboys, Bottles, Flasks... Ampoules, Etc; Stoppers, Lids..., Of Glass	0.05	0.04	(25.68)
		8422	Dish Washing Machines; Machinery For Cleaning..., Filling..., Aerating	-	0.02	-
		9403	Other Furniture And Parts Thereof	0.00	0.02	-
		6309	Worn Clothing And Other Worn Articles	-	0.00	-
		2915	Saturated Acyclic Monocarboxylic Acids And Their... Derivatives	-	0.00	-
		8521	Video Recording Or Reproducing Apparatus	-	0.00	-
		9605	Travel Sets For Personal Toilet, Sewing Or Shoe Or Clothes Cleaning	-	0.00	-
		1701	Cane Or Beet Sugar And Chemically Pure Sucrose, In Solid Form	-	0.00	-
		1702	Other Sugars In Solid Form; Sugar Syrups; Artificial Honey And Caramel	-	0.00	-
		2102	Yeasts; Other Single-Cell Micro-Organisms, Dead; Prepared Baking Powders	-	0.00	-
		2106	Food Preparations Not Elsewhere Specified Or Included	-	0.00	-
		3304	Beauty, Make-Up, Skin-Care (Incl. Suntan), Manicure... Preparations	-	0.00	-
		3923	Articles For The Of Goods, Of Plastics; Stoppers, Etc, Of Plastics	0.24	0.00	(99.83)
		2208	Undenatured Ethyl Alcohol Of An Alcoholic Strength <80%; Spirits, Etc	0.00	0.00	(35.21)
		2849	Carbides	-	0.00	-
		9703	Original Sculptures And Statuary, In Any Material	-	0.00	-
Kenya	Uganda	2 digits				
		24	Tobacco and manufactured tobacco substitutes.	14.18	71.80	406.24
		12	Oil seeds and oleaginous fruits; miscellaneous gra	19.56	20.88	6.75
		04	Dairy produce; birds' eggs; natural honey; edible	16.38	20.50	25.21
		07	Edible vegetables and certain roots and tubers.	32.61	14.97	-54.11
		09	Coffee, tea, maté and spices.	4.26	8.68	103.61
		10	Cereals.	35.97	8.45	-76.52
		44	Wood and articles of wood; wood charcoal.	3.23	6.65	105.91
		23	Residues and waste from the food industries; prepa	6.88	5.74	-16.56
		15	Animal or vegetable fats and oils and their cleava	3.12	4.71	50.77
		72	Iron and steel.	1.95	3.48	78.45
		48	Paper and paperboard; articles of paper pulp, of p	2.80	3.42	22.09
		41	Raw hides and skins (other than furskins) and leat	2.81	3.38	20.08
		17	Sugars and sugar confectionery.	24.40	2.00	-91.80
		52	Cotton.	2.11	1.80	-14.43
		22	Beverages, spirits and vinegar.	1.48	1.54	4.29
		90	Optical, photographic, cinematographic, measuring,	1.13	1.05	-6.31
		08	Edible fruit and nuts; peel of citrus fruit or mel	1.52	1.03	-32.26
		84	Nuclear reactors, boilers, machinery and mechanica	0.25	0.90	251.37
		20	Preparations of vegetables, fruit, nuts or other p	0.89	0.86	-3.17
		30	Pharmaceutical products.	0.53	0.59	10.78

Table 5c(Ctd): Intra-EAC Trade of the Major twenty imports, 2013 compared to 2012 (Values in US\$ million)

Partner state	Ctry of Origin	HS level	Description of Goods	2012	2013	2013/12 % change
Kenya	Uganda	4 digits				
		2401	Unmanufactured tobacco; tobacco refuse	14.16	71.77	406.83
		0402	Milk and cream, concentrated or sweetened	10.68	14.16	32.56
		1207	Other oil seeds and oleaginous fruits	6.70	13.82	106.39
		0902	Tea	4.25	8.54	100.89
		0708	Leguminous vegetables, shelled or unshelled, fresh	4.53	8.30	83.16
		0401	Milk and cream, not concentrated or sweetened	4.95	5.87	18.53
		0713	Dried leguminous vegetables, shelled	25.77	5.70	-77.88
		1005	Maize(corn)	21.44	5.14	-76.01
		1202	Ground-nuts, not roasted or otherwise cooked	5.43	4.86	-10.50
		2304	Oil cake from soya bean oil	1.57	4.36	178.52
		1512	Sunflower-seed, safflower or cotton-seed oil and t	1.85	3.57	93.12
		4104	Leather of bovine or equine animals, without hair	2.40	3.38	40.98
		4403	Wood in the rough or roughly squared	0.92	2.46	166.22
		1008	Buckwheat, millet and canary seed and other cereal	10.32	2.42	-76.50
		4410	Particle board and similar board of wood or other	2.26	2.42	7.11
		1201	Soya beans	6.64	1.82	-72.57
		5203	Cotton, carded or combed	1.86	1.77	-4.96
		4819	Cartons, boxes, etc; box files, etc, of paper, pap	0.36	1.74	384.26
		4413	Densified wood, in blocks, plates, strips or profi	-	1.64	-
		1701	Cane or beet sugar and chemically pure sucrose, in	23.96	1.41	-94.10
	Tanzania	2 digits				
		48	Paper and paperboard; articles of paper pulp, of p	21.45	23.85	11.19
		27	Mineral fuels, mineral oils and products of their	7.20	16.14	124.17
		63	Other made up textile articles; sets; worn clothin	17.37	15.25	-12.20
		10	Cereals.	43.98	8.70	-80.23
		07	Edible vegetables and certain roots and tubers.	5.11	6.02	17.79
		73	Articles of iron or steel.	7.40	5.99	-19.02
		23	Residues and waste from the food industries; prepa	6.45	5.59	-13.26
		22	Beverages, spirits and vinegar.	7.71	4.73	-38.64
		52	Cotton.	5.65	4.42	-21.90
		24	Tobacco and manufactured tobacco substitutes.	-	3.64	-
		17	Sugars and sugar confectionery.	1.20	3.04	152.81
		15	Animal or vegetable fats and oils and their cleava	0.12	3.00	2421.98
		84	Nuclear reactors, boilers, machinery and mechanica	2.79	2.64	-5.09
		74	Copper and articles thereof.	0.10	2.57	2350.05
		44	Wood and articles of wood; wood charcoal.	3.41	2.55	-25.17
		12	Oil seeds and oleaginous fruits; miscellaneous gra	1.19	2.48	107.57
		05	Products of animal origin, not elsewhere specified	6.32	2.11	-66.64
		09	Coffee, tea, maté and spices.	0.86	2.06	140.25
		60	Knitted or crocheted fabrics.	2.58	2.05	-20.70
		70	Glass and glassware.	1.09	1.91	75.24
		4 digits				
		4804	Uncoated kraft paper and paperboard, in rolls or s	18.04	21.06	16.74
		2711	Petroleum gases and other gaseous hydrocarbons	4.28	9.88	130.90
		6305	Sacks and bags, used for packing goods	4.21	8.41	99.93
		1005	Maize(corn)	38.56	6.92	-82.04
		6304	Other furnishing articles, nes (excl. Of 94.04)	12.41	6.04	-51.27
		2306	Oil-cake and other solid residues, of vegetable fa	5.08	4.72	-7.25
		2208	Undenatured ethyl alcohol of an alcoholic strength	1.39	3.77	171.68
		0713	Dried leguminous vegetables, shelled	3.07	3.70	20.71
		7306	Other tubes, pipes and hollow profiles of iron or	3.61	3.70	2.28
		2401	Unmanufactured tobacco; tobacco refuse	-	3.63	-
		1512	Sunflower-seed, safflower or cotton-seed oil and t	0.11	3.00	2556.59

Table 5c(Ctd): Intra-EAC Trade of the Major twenty imports, 2013 compared to 2012 (Values in US\$ million)

Partner state	Ctry of Origin	HS level	Description of Goods	2012	2013	2013/12 % change
		2701	Coal; briquettes, ovoids and similar solid fuels m	1.23	2.77	124.34
		2710	Petroleum oils and oils obtained from bituminous m	1.21	2.75	128.36
		7408	Copper wire	0.07	2.54	3564.24
		1701	Cane or beet sugar and chemically pure sucrose, in	0.91	2.37	159.32
		1208	Flours and meals of oil seeds or oleaginous fruits	0.87	2.33	167.48
		0511	Animal products, nes; dead of chapters 1 and 3, un	6.32	2.11	-66.64
		4821	Paper or paperboard labels of all kinds, whether o	2.55	2.10	-17.70
		6006	Other knitted or crocheted fabrics.	2.58	2.04	-20.94
		7010	Carboys, bottles, flasks... Ampoules, etc; stopper	1.09	1.91	75.24
	Rwanda	2 digits				
		41	Raw hides and skins (other than furskins) and leat	7.81	9.44	20.86
		09	Coffee, tea, maté and spices.	1.39	2.07	48.63
		87	Vehicles other than railway or tramway rolling-sto	0.00	0.05	1591909.18
		25	Salt; sulphur; earths and stone; plastering materi	0.02	0.02	37.45
		49	Printed books, newspapers, pictures and other prod	0.01	0.02	19.08
		63	Other made up textile articles; sets; worn clothin	0.03	0.02	-51.21
		85	Electrical machinery and equipment and parts there	0.04	0.01	-66.02
		90	Optical, photographic, cinematographic, measuring,		0.01	-
		88	Aircraft, spacecraft, and parts thereof.	0.00	0.01	320.73
		84	Nuclear reactors, boilers, machinery and mechanica	0.01	0.01	23.39
		40	Rubber and articles thereof.		0.01	-
		33	Essential oils and resinoids; perfumery, cosmetic	0.00	0.01	206877.96
		39	Plastics and articles thereof.	0.00	0.00	286.56
		47	Pulp of wood or of other fibrous cellulosic materi		0.00	-
		22	Beverages, spirits and vinegar.		0.00	-
		30	Pharmaceutical products.	0.00	0.00	64.43
		38	Miscellaneous chemical products.		0.00	-
		4 digits				
		4103	Other raw hides and skins, fresh or preserved, not	4.98	6.10	22.29
		4101	Raw hides and skins of bovine or equine animals, n	2.82	3.35	18.86
		0902	Tea	1.06	1.79	69.61
		0901	Coffee; coffee husks and skins; coffee substitutes	0.34	0.28	-17.31
		8703	Motor cars and other motor vehicles for the transp		0.04	-
		4901	Printed books, brochures, leaflets and similar pri	0.01	0.02	25.27
		6309	Worn clothing	0.03	0.02	-51.21
		2506	Quartz; quartzite	0.01	0.01	29.66
		8543	Electrical machines and apparatus, having individu		0.01	-
		2516	Granite, porphyry, etc, and other monumental or bu		0.01	-
		8803	Parts of goods of 88.01 or 88.02	0.00	0.01	320.73
		8708	Parts and accessories of the motor vehicles of 87.		0.01	-
		4011	New pneumatic tyres, of rubber		0.01	-
		9018	Instruments and appliances used in medical, surgic		0.01	-
		8443	Printing machinery; machines for uses ancillary to	0.00	0.01	872.16
		9010	Apparatus and equipment for photographic laborator		0.00	-
		3926	Other articles of plastics, nes		0.00	-
		3305	Preparations for use on the hair		0.00	-
		8471	Automatic data processing machines...; magnetic re	0.00	0.00	5433.87
		4707	Waste and scrap of paper or paperboard		0.00	-
	Burundi	2 digits				
		09	Coffee, tea, maté and spices.	0.24	0.42	71.61
		41	Raw hides and skins (other than furskins) and leat	3.41	0.19	-94.51
		63	Other made up textile articles; sets; worn clothin	0.01	0.00	-63.96
		25	Salt; sulphur; earths and stone; plastering materi	0.00	0.00	84.91
		84	Nuclear reactors, boilers, machinery and mechanica	0.00	0.00	-91.07

Table 5c(Ctd): Intra-EAC Trade of the Major twenty imports, 2013 compared to 2012 (Values in US\$ million)

Partner state	Ctry of Origin	HS level	Description of Goods	2012	2013	2013/12 % change
		4 digits				
		0902	Tea	0.24	0.42	71.61
		4104	Leather of bovine or equine animals, without hair	0.08	0.19	143.45
		6310	Used or new rags, scrap twine, cordage, rope and c		0.00	-
		2508	Other clays, andalusite, kyanite, etc; mullite; ch	0.00	0.00	11.63
		2516	Granite, porphyry, etc, and other monumental or bu		0.00	-
		6309	Worn clothing	0.01	0.00	-98.06
		8471	Automatic data processing machines...; magnetic re		0.00	-
Tanzania	Kenya	87	Vehicles O/T Railw/Tranw Roal-Stock, Pts & Accessories	34.00	30.00	-11.76
		30	Pharmaceutical Products	42.00	28.00	-33.33
		27	Mineral Fuels, Oils & Product Of Their Distillation; Etc	7.00	23.00	228.57
		15	Animal/Veg Fats & Oil & Their Cleavage Products; Etc	19.00	21.00	10.53
		25	Salt; Sulphur; Earth & Ston; Plastering Mat; Lime & Cem	12.00	21.00	75.00
		34	Soap, Organic Surface-Active Agents, Washing Prep, Etc	21.00	19.00	-9.52
		85	Electrical Mchy Equip Parts Thereof; Sound Recorder Etc	26.00	19.00	-26.92
		39	Plastics And Articles Thereof	50.00	17.00	-66.00
		84	Nuclear Reactors, Boilers, Mchy & Mech Appliance; Parts	61.00	16.00	-73.77
		28	Inorgn Chem; Compds Of Prec Met, Radioact Elements Etc	13.00	12.00	-7.69
		76	Aluminium And Articles Thereof	9.00	11.00	22.22
		17	Sugars And Sugar Confectionery	9.00	9.00	0.00
		73	Articles Of Iron And Steel	9.00	8.00	-11.11
		04	Dairy Prod; Birds' Eggs; Natural Honey; Edible Prod Nes	9.00	7.00	-22.22
		38	Miscellaneous Chemical Products	7.00	7.00	0.00
		94	Furniture; Bedding, Mattress, Matt Support, Cushion Etc	7.00	7.00	0.00
		40	Rubber And Articles Thereof	6.00	6.00	0.00
		48	Paper & Paperboard; Art Of Paper Pulp, Paper/Paperboard	7.00	6.00	-14.29
		02	Meat And Edible Meat Offal	5.00	5.00	0.00
		72	Iron And Steel	6.00	5.00	-16.67
		4 digits				
		3004	Medicaments Of Mixed Or Unmixed Products, For Retail Sale	36.00	27.00	-25.00
		2710	Petroleum Oils And Oils Obtained From Bituminous Minerals,etc	6.00	21.00	250.00
		2523	Portland Cement, Aluminous Cement, Persulphate Cement, Etc	5.00	13.00	160.00
		3923	Articles For Conveyance Or Packing Of Goods, Of Plastics	45.00	12.00	-73.33
		8716	Trailers And Semi-Trailers; Other Vehicles, etc	14.00	11.00	-21.43
		1704	Sugar Confectionery (Incl. White Chocolate), Not Containing Cocoa	9.00	9.00	0.00
		3401	Soap; Organic Surface-Active Products In Bars, Etc; Salt/Pure Sodium Chloride Whether Or Not Cont Ant-Caking Agents;Seawater	13.00	9.00	-30.77
		2501	Agents;Seawater	7.00	8.00	14.29
		3402	Non-Soap Surface-Active Agents; Washing Preparations etc	7.00	8.00	14.29
		8507	Electric Accumulators (Incl. Separators Therefor)	9.00	8.00	-11.11
		1516	Animal Or Vegetable Fats And Oils And Fractions, Hydrogenated,	7.00	7.00	0.00
		1517	Margarine; Edible Preparations Of Animal Or Vegetable Fats etc	7.00	7.00	0.00
		7615	Table, Kitchen, Household And Sanitary Articles... Of Aluminium	5.00	7.00	40.00
		8702	Public-Transport Type Passenger Motor Vehicles	8.00	7.00	-12.50
		0401	Milk And Cream, Not Concentrated Or Sweetened	8.00	6.00	-25.00
		1511	Palm Oil And Its Fractions Wheather Or Not Refined Not Chemically Modified	4.00	5.00	25.00
		3808	Insecticides, Rodenticides... And Similar Products, For Retail Sale	6.00	5.00	-16.67
		4011	New Pneumatic Tyres, Of Rubber	5.00	5.00	0.00
		8309	Stoppers, Caps And Lids, Capsules For Bottles... Of Base Metal	5.00	5.00	0.00
		8701	Tractors (Excl. Tractors Of 87.09)	2.00	5.00	150.00

Table 5c(Ctd): Intra-EAC Trade of the Major twenty imports, 2013 compared to 2012 (Values in US\$ million)

Partner state	Ctry of Origin	HS level	Description of Goods	2012	2013	2013/12' % change				
Uganda	2 digits	12	Cereals	22.06	22.58	2.38				
		10	Electrical Mchy Equip Parts Thereof; Sound Recorder Etc	4.79	13.31	177.93				
		84	Vehicles O/T Railw/Tranw Rool-Stock, Pts & Accessories	3.70	6.61	78.85				
		85	Residues & Waste From The Food Indust; Prepr Ani Fodder	1.14	2.66	133.08				
		87	Nuclear Reactors, Boilers, Mchy & Mech Appliance; Parts	7.18	1.50	-79.11				
		15	Soap, Organic Surface-Active Agents, Washing Prep, Etc	1.58	1.37	-13.15				
		34	Animal/Veg Fats & Oil & Their Cleavage Products; Etc	2.12	1.24	-41.68				
		44	Beverages, Spirits And Vinegar	1.01	1.14	13.37				
		73	Tobacco And Manufactured Tobacco Substitutes	0.64	1.01	57.88				
		23	Edible Vegetables And Certain Roots And Tubers	0.64	0.96	49.27				
		90	Prod Mill Indust; Malt; Starches; Insulin; Wheat Gluten	0.46	0.80	76.00				
		22	Pharmaceutical Products	0.58	0.75	28.20				
		72	Dairy Prod; Birds' Eggs; Natural Honey; Edible Prod Nes	0.63	0.65	3.11				
		33	Essential Oils & Resinoids; Perf, Cosmetic/Toilet Prep	0.89	0.52	-41.59				
		07	Wood And Articles Of Wood; Wood Charcoal	1.23	0.50	-59.42				
		24	Paper & Paperboard; Art Of Paper Pulp, Paper/Paperboard	0.35	0.24	-30.60				
		04	Furniture; Bedding, Mattress, Matt Support, Cushion Etc	0.02	0.22	1,375.33				
		30	Articles Of Iron And Steel	1.17	0.22	-81.00				
		11	Mineral Fuels, Oils & Product Of Their Distillation; Etc	0.15	0.21	40.24				
		38	Optical, Photo, Cine, Meas, Checking, Precision, Etc	1.07	0.17	-84.55				
		Uganda	4 digits	1207	Electrical Apparatus For Line Telephony Or Line Telegraphy	2.81	12.66	350.49		
				1005	Maize(Corn)	22.06	11.83	-46.34		
				8517	Buckwheat, Millet And Canary Seed And Other Cereals, Nes	0.00	10.63	-!		
				8431	Motor Vehicles For The Transport Of Goods	1.93	4.70	143.54		
				8704	Oil Cake From Soya Bean Oil	1.13	2.61	131.26		
				8474	Motor Cars And Other Motor Vehicles For The Transport Of Persons	1.11	1.33	20.21		
				1512	Soap; Organic Surface-Active Products In Bars, Etc; Paper With Soap,Etc	1.50	1.32	-12.21		
				3401	Waters, (Incl. Mineral Waters And Aerated Waters); Ice And Snow	0.91	1.10	20.97		
				2304	Unmanufactured Tobacco; Tobacco Refuse	0.64	1.01	57.88		
				8703	Dried Leguminous Vegetables, Shelled	0.62	0.80	29.82		
				9015	Cereal Flours, (Excl. Wheat Or Meslin)	0.46	0.76	67.27		
				2201	Medicaments Of Mixed Or Unmixed Products, For Retail Sale	0.42	0.75	78.70		
				4403	Milk And Cream, Not Concentrated Or Sweetened	0.44	0.58	34.03		
				8429	Machine-Tools For Drilling, Boring, Milling... By Removing Metal	0.14	0.50	249.08		
				8427	Sunflower-Seed, Safflower Or Cotton-Seed Oil And Their Fractions	1.62	0.44	-72.75		
				8504	Animal Or Vegetable Fats And Oils And Fractions, Hydrogenated, Etc	0.35	0.42	18.80		
				8430	Electric Generating Sets And Rotary Converters	0.20	0.40	101.64		
				2401	Hoopwood; Split Poles; Piles, Etc; Wooden Sticks, Etc; Chipwood	0.00	0.39	-		
				3304	Self-Propelled Bulldozers, Angledozer, Graders, Levellers, Etc	0.87	0.33	-62.37		
				0713	Palm Oil And Its Fractions Wheather Or Not Refined etc	0.09	0.29	211.20		
				Burundi	2 digits	84	Nuclear Reactors, Boilers, Mchy & Mech Appliance; Parts	2.00	1.00	-50.00
						87	Vehicles O/T Railw/Tranw Rool-Stock, Pts & Accessories	2.00	1.00	-50.00
						21	Miscellaneous Edible Preparations	0.00	0.00	-
		22	Beverages, Spirits And Vinegar			0.00	0.00	-		
		25	Salt; Sulphur; Earth & Ston; Plastering Mat; Lime & Cem			0.00	0.00	-		
30	Pharmaceutical Products	0.00	0.00			-				
32	Tanning/Dyeing Extract; Tannins & Derivs; Pigm Etc	0.00	0.00			-				
34	Soap, Organic Surface-Active Agents, Washing Prep, Etc	0.00	0.00			-				
38	Miscellaneous Chemical Products	0.00	0.00			-				

Table 5c(Ctd): Intra-EAC Trade of the Major twenty imports, 2013 compared to 2012 (Values in US\$ million)

Partner state	Ctry of Origin	HS level	Description of Goods	2012	2013	2013/12 % change		
		39	Plastics And Articles Thereof	0.00	0.00	-		
		40	Rubber And Articles Thereof	0.00	0.00	-		
		44	Wood And Articles Of Wood; Wood Charcoal	0.00	0.00	-		
		48	Paper & Paperboard; Art Of Paper Pulp, Paper/Paperboard	0.00	0.00	-		
		49	Printed Books, Newspapers, Pictures & Other Product Etc	0.00	0.00	-		
		52	Cotton	0.00	0.00	-		
		57	Carpets And Other Textile Floor Coverings	0.00	0.00	-		
		61	Art Of Apparel & Clothing Access, Knitted Or Crocheted	0.00	0.00	-		
		62	Art Of Apparel & Clothing Access, Not Knitted/Crocheted	0.00	0.00	0.00		
		63	Other Made Up Textile Articles; Sets; Worn Clothing Etc	0.00	0.00	-		
		64	Footwear, Gaiters And The Like; Parts Of Such Articles	0.00	0.00	0.00		
			4 digits	8429	Self-Propelled Bulldozers, Angledozer, Graders, Levellers, Etc	2.00	1.00	-
				8704	Motor Vehicles For The Transport Of Goods	2.00	1.00	-50.00
				2103	Sauces And Sauce Preparations; Mixed Condiments And Seasonings;	0.00	0.00	-
				2203	Beer Made From Malt	0.00	0.00	-
				2523	Portland Cement, Aluminous Cement, Persulphate Cement, Etc	0.00	0.00	-
				3002	Human Blood; Animal Blood; Antisera, Etc; Vaccines, Toxins, Etc	0.00	0.00	0.00
				3209	Paints And Varnishes, In An Aqueous Medium	0.00	0.00	-
				3215	Printing Ink, Writing Or Drawing Ink And Other Inks	0.00	0.00	-
				3406	Candles, Tapes And The Likes	0.00	0.00	-
				3824	Prepared Binders For Foundry Mould Or Cores	0.00	0.00	-
				3917	Tubes, Pipes And Hoses, And Fittings Therefor, Of Plastics	0.00	0.00	-
				3919	Self-Adhesive Plates, Foil, Tape, Strip... Of Plastics	0.00	0.00	0.00
				3920	Other Plates..., Of Plastics, Not Reinforced, Etc	0.00	0.00	-
3921	Other Plates, Sheets, Film, Foil And Strip, Of Plastics			0.00	0.00	-		
3923	Articles For Conveyance Or Packing Of Goods, Of Plastics			0.00	0.00	-		
3924	Tableware, Kitchenware... And Toilet Articles, Of Plastics			0.00	0.00	-		
3925	Builders' Ware Of Plastics, Nes			0.00	0.00	-		
3926	Other Articles Of Plastics, Nes	0.00	0.00	-				
4009	Tubes, Pipes And Hoses, Of Vulcanized Rubber (Excl. Hard)	0.00	0.00	-				
4010	Conveyor Or Transission Belts Or Belting, Of Vulcanised Rubber	0.00	0.00	-				
Rwanda	2 digits	31	Fertilisers	0.00	1.00	-		
		07	Edible Vegetables And Certain Roots And Tubers	2.00	0.00	-100.00		
		09	Coffee, Tea, Mate And Spices	0.00	0.00	-		
		10	Cereals	0.00	0.00	-		
		11	Prod Mill Indust; Malt; Starches; Insulin; Wheat Gluten	0.00	0.00	0.00		
		22	Beverages, Spirits And Vinegar	0.00	0.00	-		
		25	Salt; Sulphur; Earth & Ston; Plastering Mat; Lime & Cem	0.00	0.00	-		
		30	Pharmaceutical Products	0.00	0.00	-		
		32	Tanning/Dyeing Extract; Tannins & Derivs; Pigm Etc	0.00	0.00	-		
		33	Essential Oils & Resinoids; Perf, Cosmetic/Toilet Prep	0.00	0.00	-		
		37	Photographic Or Cinematographic Goods	0.00	0.00	-		
		39	Plastics And Articles Thereof	0.00	0.00	-		
		40	Rubber And Articles Thereof	0.00	0.00	-		
42	Articles Of Leather; Saddlery/Harness; Travel Goods Etc	0.00	0.00	-				
44	Wood And Articles Of Wood; Wood Charcoal	0.00	0.00	0.00				
49	Printed Books, Newspapers, Pictures & Other Product Etc	0.00	0.00	0.00				
56	Wadding, Felt & Nonwoven; Yarns; Twine, Cordage, Etc	0.00	0.00	-				
60	Knitted Or Crocheted Fabrics	0.00	0.00	-				
61	Art Of Apparel & Clothing Access, Knitted Or Crocheted	0.00	0.00	-				
63	Other Made Up Textile Articles; Sets; Worn Clothing Etc	0.00	0.00	-				

Table 5c(Ctd): Intra-EAC Trade of the Major twenty imports, 2013 compared to 2012 (Values in US\$ million)

Partner state	Ctry of Origin	HS level	Description of Goods	2012	2013	2013/12 change	%
		4 digits					
		3105	Mineral Or Chemical Fertilizers, Nes; Other Fertilizers; Goods	0.00	1.00	-	
		0701	Potatoes, Fresh Or Chilled	2.00	0.00	-100.00	
		0705	Lettuce And Chicory, Fresh Or Chilled	0.00	0.00	-	
		0706	Carrots, Turnips, Salad Beetroot...Etc, Fresh Or Chilled	0.00	0.00	-	
		0710	Vegetables, Frozen	0.00	0.00	0.00	
		0713	Dried Leguminous Vegetables, Shelled	0.00	0.00	-	
			Coffee; Coffee Husks And Skins; Coffee Substitutes Containing Coffee	0.00	0.00	-	
		0901		0.00	0.00	-	
		1005	Maize(Corn)	0.00	0.00	-	
		1101	Wheat Or Meslin Flour	0.00	0.00	0.00	
		2203	Beer Made From Malt	0.00	0.00	-	
		2508	Other Clays, Andalusite, Kyanite, Etc; Mullite; Chamotte s	0.00	0.00	0.00	
		3002	Human Blood; Animal Blood; Antisera, Etc; Vaccines, Toxins, Etc	0.00	0.00	-	
		3209	Paints And Varnishes, In An Aqueous Medium	0.00	0.00	0.00	
			Beauty, Make-Up, Skin-Care (Incl. Suntan), Manicure... Preparations	0.00	0.00	-	
		3304		0.00	0.00	-	
		3707	Chemical Preparations For Photographic Uses	0.00	0.00	-	
		3917	Tubes, Pipes And Hoses, And Fittings Therefor, Of Plastics	0.00	0.00	-	
		3920	Other Plates..., Of Plastics, Not Reinforced, Etc	0.00	0.00	-	
		3923	Articles For Conveyance Or Packing Of Goods, Of Plastics	0.00	0.00	-	
		3925	Builders' Ware Of Plastics, Nes	0.00	0.00	-	
		4009	Tubes, Pipes And Hoses, Of Vulcanized Rubber (Excl. Hard)	0.00	0.00	-	
Rwanda	Kenya	2 digits					
		72	Iron And Steel	17.33	16.64	-0.04	
		15	Animal Or Vegetable Fats And Oils And Their Cleavage Products;Prepared Edible Fats;Animal Or Vegetable Waxes	10.71	8.08	-0.25	
		48	Paper And Paperboard; Articles Of Paper Pulp,Of Paper Or Of Paperboard	6.83	7.33	0.07	
		25	Salt; Sulphur; Earths And Stone;Plastering Materials, Lime And Cement	6.10	6.25	0.02	
		85	Electrical Machinery And Equipment And Parts Thereof;Sound Recorders And Reproducers,Television Image etc	6.95	6.20	-0.11	
		39	Plastics And Articles Thereof	7.66	6.15	-0.20	
		27	Mineral Fuels, Mineral Oils And Products Of Their Distillation;Bituminous Substances; Mineral Waxes	9.43	6.02	-0.36	
		49	Printed Books, Newspapers, Pictures And Other Productsof The Printing Industry; Manuscripts, Typescripts And Plans	2.78	5.44	0.95	
		64	Footwear, Gaiters And The Like; Parts Of Such Articles	4.96	4.91	-0.01	
		24	Tobacco And Manufactured Tobacco Substitutes	4.02	4.58	0.14	
		30	Pharmaceutical Products	8.08	4.26	-0.47	
		34	Soap, Organic Surface-Active Agents, Washing Preparations	3.74	3.69	-0.01	
		73	Articles Of Iron Or Steel	4.01	3.53	-0.12	
		17	Sugars And Sugar Confectionery	3.54	3.52	-0.01	
		84	Nuclear Reactors, Boilers, Machineryand Mechanical Appliances;	7.70	3.52	-0.54	
		10	Cereals	0.00	2.69		
		32	Tanning Or Dyeing Extracts; Tannins And Their Derivatives; etc	1.67	1.99	0.19	
		40	Rubber And Articles Thereof	0.00	1.65		
		76	Aluminium And Articles Thereof	1.78	1.62	-0.09	
			Optical, Photographic,Cinematographic, Measuring, Checking,Precision, Medical Or Surgical Instrumentsand Apparatus; Parts And Accessories Thereof	0.02	1.56	92.35	

Table 5c(Ctd): Intra-EAC Trade of the Major twenty imports, 2013 compared to 2012 (Values in US\$ million)

Partner state	Ctry of Origin	HS level	Description of Goods	2012	2013	2013/2012 % change
		4 digits				
		7210	Flat-Rolled Products Of Iron Or Non-Alloy Steel, Of A Width Of 600 Mm Or More, Clad, Pla	11.48	12.21	6.30
		1511	Palm Oil And Its Fractions, Whether Or Not Refined, But Not Chemically Modified.	6.47	5.52	-14.59
		2710	Petroleum Oils And Oils Obtained From Bituminous Minerals, Other Than Crude; Preparation	8.54	5.48	-35.90
		4901	Printed Books, Brochures, Leaflets And Similar Printed Matter, Whether Or Not In Single	2.25	4.59	103.75
		2402	Cigars, Cheroots, Cigarillos And Cigarettes, Of Tobacco Or Of Tobacco Substitutes.	4.02	4.58	13.83
		2501	Salt (Including Table Salt And Denatured Salt) And Pure Sodium Chloride, Whether Or Not	3.87	4.02	3.87
		3004	Medicaments (Excluding Goods Of Heading 30.02, 30.05 etc	7.40	3.76	-49.25
		4819	Cartons, Boxes, Cases, Bags And Other Packing Containers, Sugar Confectionery (Including White Chocolate), Not	3.65	3.75	2.87
		1704	Containing Cocoa.	3.40	3.43	0.80
		6402	Other Footwear With Outer Soles And Uppers Of Rubber Or Plastics.	2.44	3.07	26.01
		8544	Insulated (Including Enamelled Or Anodised) Wire, Cable etc	1.92	2.65	37.81
		7214	Other Bars And Rods Of Iron Or Non-Alloy Steel, Not Further Worked Than Forged, Hot-Roll	1.86	2.34	25.72
		4820	Registers, Account Books, Note Books, Order Books, Receipt Books, Letter Pads, Memorandu	1.10	2.19	98.69
		2523	Portland Cement, Aluminous Cement, Slag Cement, Supersulphate Cement And Similar Hydraul	1.83	1.93	5.36
		3402	Organic Surface-Active Agents (Other Than Soap) etc	1.99	1.86	-6.81
		3924	Tableware, Kitchenware, Other Household Articles And Toilet Articles, Of Plastics.	2.65	1.72	-34.85
		3917	Tubes, Pipes And Hoses, And Fittings Therefore etc	1.72	1.50	-12.97
		1005	Maize (Corn).	0.00	1.38	36,943.33
		3105	Mineral Or Chemical Fertilisers Containing Two Or Three etc	0.03	1.31	4,403.71
		1001	Wheat And Meslin.	0.14	1.29	846.59
	Tanzania	2 digits				
		31	Fertilisers	14.59	23.01	57.64
		12	Oil Seeds And Oleaginous Fruits; Miscellaneous Grains,Seeds And Fruit; Industrial Or Medicinal Plants; Straw And Fodder	6.89	11.88	72.58
		25	Salt; Sulphur; Earths And Stone;Plastering Materials, Lime And Cement	9.22	6.91	-25.01
		03	Fish And Crustaceans, Molluscs And Other Aquatic Invertebrates	4.67	5.13	9.80
		10	Cereals	3.66	4.78	30.52
		27	Mineral Fuels, Mineral Oils And Products Of Their Distillation;Bituminous Substances; Mineral Waxes	3.67	4.70	28.14
		72	Iron And Steel	5.41	3.80	-29.63
		70	Ceramic Products	2.54	3.66	43.88
		22	Beverages, Spirits And Vinegar	1.03	2.15	109.56
		33	Essential Oils And Resinoids; Perfumery,Cosmetic Or Toilet Preparations	2.06	2.12	2.79
		39	Plastics And Articles Thereof	1.92	1.48	-23.06
		07	Edible Vegetables And Certain Roots And Tubers	2.00	1.46	-27.03
		63	Other Made Up Textile Articles; Sets;Worn Clothing And Worn Textile Articles; Rags	1.71	1.38	-19.53
		19	Preparations Of Cereals, Flour, Starch Or Milk;Pastrycooks' Products	0.50	1.26	150.10

Table 5c(Ctd): Intra-EAC Trade of the Major twenty imports, 2013 compared to 2012 (Values in US\$ million)

Partner state	Ctry of Origin	HS level	Description of Goods	2012	2013	2013/2012 % change
		48	Paper And Paperboard; Articles Of Paper Pulp,Of Paper Or Of Paperboard	0.94	1.18	25.29
		32	Tanning Or Dyeing Extracts; Tannins And Their Derivatives; Dyes,Pigments And Other Colouring Matter;Paints And Varnishes; Putty And Other Mastics; Inks	0.01	0.59	6,196.75
		08	Edible Fruit And Nuts; Peel Of Citrus Fruit Or Melons	0.65	0.58	-11.44
		84	Nuclear Reactors, Boilers, Machineryand Mechanical Appliances; Parts Thereof	0.16	0.58	250.92
		73	Articles Of Iron Or Steel	0.39	0.55	41.42
		36	Explosives; Pyrotechnic Products; Matches;Pyrophoric Alloys; Certain Combustible Preparations	0.51	0.50	-2.41
		4 digits				
		3105	Mineral Or Chemical Fertilisers Containing Two Or Three Of The Fertilising Elements Nitr	12.19	16.05	31.60
		1202	Ground-Nuts, Not Roasted Or Otherwise Cooked, Whether Or Not Shelled Or Broken.	4.66	8.56	83.73
		2523	Portland Cement, Aluminous Cement, Slag Cement, Supersulphate Cement And Similar Hydraul	8.94	6.65	-25.65
		0305	Fish, Dried, Salted Or In Brine; Smoked Fish, Whether Or Not Cooked Before Or During The	4.62	5.10	10.47
		3102	Mineral Or Chemical Fertilisers, Nitrogenous.	1.49	4.52	202.79
		7010	Carboys, Bottles, Flasks, Jars, Pots, Phials, Ampoules And Other Containers, Of Glass, O	2.52	3.62	43.86
		1211	Plants And Parts Of Plants (Including Seeds And Fruits), Of A Kind Used Primarily In Per	2.21	3.32	50.12
		7214	Other Bars And Rods Of Iron Or Non-Alloy Steel, Not Further Worked Than Forged, Hot-Roll	5.05	2.79	-44.82
		3104	Mineral Or Chemical Fertilisers, Potassic.	0.90	2.40	166.69
		1006	Rice.	1.94	2.23	14.67
		2712	Petroleum Jelly; Paraffin Wax, Micro-Crystalline Petroleum Wax, Slack Wax, Ozokerite, Li	1.99	1.97	-0.83
		2202	Waters, Including Mineral Waters And Aerated Waters, Containing Added Sugar Or Other Swe	0.97	1.94	100.10
		1001	Wheat And Meslin.	0.00	1.90	
		3304	Beauty Or Make-Up Preparations And Preparations For The Care Of The Skin (Other Than Med	1.67	1.66	-0.85
		2711	Petroleum Gases And Other Gaseous Hydrocarbons.	1.42	1.59	12.16
		1905	Bread, Pastry, Cakes, Biscuits And Other Bakers' Wares, Whether Or Not Containing Cocoa;	0.00	1.26	59,246.00
		6305	Sacks And Bags, Of A Kind Used For The Packing Of Goods.	1.60	1.17	-27.10
		0708	Leguminous Vegetables, Shelled Or Unshelled, Fresh etc	1.01	0.61	-40.25
		1005	Maize (Corn).	1.07	0.59	-44.88
		3923	Articles For The Conveyance Or Packing Of Goods, Of Plastics; Stoppers, Lids, Caps And O	0.66	0.59	-10.27
	Uganda	2 digits				
		25	Salt; Sulphur; Earths And Stone;Plastering Materials, cement	56.96	59.36	4.21
		15	Animal Or Vegetable Fats And Oils And Their Cleavage etc	58.28	53.50	-8.19
		34	Soap, Organic Surface-Active Agents, Washing etc	16.53	15.34	-7.21
		72	Iron And Steel	9.99	7.56	-24.30
		10	Cereals	9.54	7.51	-21.24
		48	Paper And Paperboard; Articles Of Paper Pulp,Of Paper Or Of Paperboard	4.74	5.92	24.86
		73	Articles Of Iron Or Steel	5.01	5.86	16.98
		39	Plastics And Articles Thereof	3.90	4.98	27.66

Table 5c(Ctd): Intra-EAC Trade of the Major twenty imports, 2013 compared to 2012 (Values in US\$ million)

Partner state	Ctry of Origin	HS level	Description of Goods	2012	2013	2013/2012 % change
		07	Edible Vegetables And Certain Roots And Tubers	0.98	4.31	339.66
		22	Beverages, Spirits And Vinegar	3.49	4.20	20.52
		03	Fish And Crustaceans, Molluscs And Other Aquatic Invertebrates	2.83	3.30	16.62
		32	Tanning Or Dyeing Extracts; Tannins And Their Derivatives; Dyes,Pigments And Other Colouring Matter;Paints And Varnishes; Putty And Other Mastics; Inks	3.64	2.94	-19.37
		44	Wood And Articles Of Wood; Wood Charcoal	2.68	2.93	9.53
		33	Essential Oils And Resinoids; Perfumery,Cosmetic Or Toilet Preparations	2.53	2.67	5.76
		30	Pharmaceutical Products	1.70	1.98	16.51
		19	Preparations Of Cereals, Flour, Starch Or Milk;Pastrycooks' Products	3.01	1.57	-47.81
		20	Preparations Of Vegetables, Fruit, Nuts Or Other Parts Of Plants	4.65	1.33	-71.38
		36	Explosives; Pyrotechnic Products; Matches;Pyrophoric Alloys; Certain Combustible Preparations	0.00	1.33	
		04	Dairy Produce; Birds' Eggs; Natural Honey;Edible Products Of Animal Origin,Not Elsewhere Specified Or Included	0.00	1.26	185,713.53
		64	Footwear, Gaiters And The Like; Parts Of Such Articles	0.03	1.25	4,175.37
		4 digits				
		2523	Portland Cement, Aluminous Cement, Slag Cement, Supersulphate Cement And Similar Hydraul	55.68	58.23	4.59
		1516	Animal Or Vegetable Fats And Oils And Their Fractions, Partly Or Wholly Hydrogenated, In	28.32	32.87	16.06
		1511	Palm Oil And Its Fractions, Whether Or Not Refined, But Not Chemically Modified.	25.35	18.88	-25.53
		3401	Soap; Organic Surface-Active Products And Preparations For Use As Soap, In The Form Of B	13.96	12.89	-7.68
		1005	Maize (Corn).	7.83	6.49	-17.19
		7306	Other Tubes, Pipes And Hollow Profiles (For Example, Open Seam Or Welded, Riveted Or Sim	1.27	4.00	213.60
		4819	Cartons, Boxes, Cases, Bags And Other Packing Containers, Of Paper, Paperboard, Cellulos	3.33	3.72	11.64
		3208	Paints And Varnishes (Including Enamels And Lacquers) Based On Synthetic Polymers Or Che	3.21	2.80	-12.89
		0305	Fish, Dried, Salted Or In Brine; Smoked Fish, Whether Or Not Cooked Before Or During The	2.08	2.58	23.85
		3402	Organic Surface-Active Agents (Other Than Soap); Surface-Active Preparations, Washing Pr	2.53	2.44	-3.31
		7208	Flat-Rolled Products Of Iron Or Non-Alloy Steel, Of A Width Of 600 Mm Or More, Hot-Rolle	1.08	2.41	123.53
		2208	Undenatured Ethyl Alcohol Of An Alcoholic Strength By Volume Of Less Than 80 % Vol; Spir	2.46	2.39	-2.88
		3917	Tubes, Pipes And Hoses, And Fittings Therefor (For Example, Joints, Elbows, Flanges), Of	1.96	2.21	12.73
		4403	Wood In The Rough, Whether Or Not Stripped Of Bark Or Sapwood, Or Roughly Squared.	0.31	2.01	545.51
		7217	Wire Of Iron Or Non-Alloy Steel.	1.34	1.82	36.13
		0714	Manioc, Arrowroot, Salep, Jerusalem Artichokes, Sweet Potatoes And Similar Roots And Tub	0.21	1.70	718.23
		7214	Other Bars And Rods Of Iron Or Non-Alloy Steel, Not Further Worked Than Forged, Hot-Roll	2.63	1.69	-35.73
		3004	Medicaments (Excluding Goods Of Heading 30.02, 30.05 Or 30.06) Consisting Of Mixed Or Un	1.28	1.64	28.29
		1905	Bread, Pastry, Cakes, Biscuits And Other Bakers' Wares, Whether Or Not Containing Cocoa;	2.49	1.56	-37.58
		3305	Preparations For Use On The Hair.	0.70	1.45	105.09

Table 5c(Ctd): Intra-EAC Trade of the Major twenty imports, 2013 compared to 2012 (Values in US\$ million)

Partner state	Ctry of Origin	HS level	Description of Goods	2012	2013	2013/2012 % change
	Burundi	2 digit				
		72	Iron And Steel	0.21	1.37	552.31
		34	Soap, Organic Surface-Active Agents, Washing Preparations,Lubricating Preparations, Artificial Waxes, etc	6.67	1.17	-82.41
		07	Edible Vegetables And Certain Roots And Tubers	0.45	0.81	80.92
		09	Coffee, Tea, Mate And Spices	0.72	0.79	9.75
		39	Plastics And Articles Thereof	0.31	0.51	63.52
		70	Ceramic Products	0.28	0.50	78.05
		08	Edible Fruit And Nuts; Peel Of Citrus Fruit Or Melons	0.43	0.41	-4.65
			Electrical Machinery And Equipment And Parts Thereof;Sound Recorders And Reproducers,Television Image And Sound Recorders And Reproducers, Andparts And Accessories Of Such Articles	0.10	0.38	275.86
		22	Beverages, Spirits And Vinegar	0.19	0.23	16.01
		84	Nuclear Reactors, Boilers, Machineryand Mechanical Appliances; Parts Thereof	0.18	0.15	-15.89
		03	Fish And Crustaceans, Molluscs And Other Aquatic Invertebrates	0.22	0.12	-46.09
		73	Articles Of Iron Or Steel	0.06	0.10	48.20
		10	Cereals	0.28	0.09	-67.50
		15	Animal Or Vegetable Fats And Oils And Their Cleavage etc	0.08	0.08	10.15
		11	Products Of The Milling Industry; Malt; Starches;Inulin; etc	0.08	0.08	-5.95
		41	Raw Hides And Skins (Other Than Furskins) And Leather	0.00	0.07	
		24	Tobacco And Manufactured Tobacco Substitutes	0.06	0.06	-0.12
		14	Vegetable Plaiting Materials; Vegetable Products etc	0.00	0.04	
			Residues And Waste From The Food Industries;Prepared			
		23	Animal Fodder	0.03	0.04	17.82
		96	Miscellaneous Manufactured Articles	0.01	0.03	134.03
		4 digit level				
		3401	Soap; Organic Surface-Active Products And Preparations For Use As Soap, In The Form Of B	6.67	1.17	-82.49
		7214	Other Bars And Rods Of Iron Or Non-Alloy Steel, Not Further Worked Than Forged, Hot-Roll	0.00	1.13	220,922.61
		0901	Coffee, Whether Or Not Roasted Or Decaffeinated; Coffee Husks And Skins; Coffee Substitu	0.69	0.78	12.26
		7010	Carboys, Bottles, Flasks, Jars, Pots, Phials, Ampoules And Other Containers, Of Glass, O	0.28	0.48	72.01
		3923	Articles For The Conveyance Or Packing Of Goods, Of Plastics; Stoppers, Lids, Caps And O	0.24	0.45	86.00
		0708	Leguminous Vegetables, Shelled Or Unshelled, Fresh Or Chilled.	0.17	0.33	87.98
		0714	Manioc, Arrowroot, Salep, Jerusalem Artichokes, Sweet Potatoes And Similar Roots And Tub	0.03	0.24	757.62
		0805	Citrus Fruit, Fresh Or Dried.	0.15	0.22	44.55
		2203	Beer Made From Malt.	0.19	0.22	14.39
		0810	Other Fruit, Fresh.	0.25	0.17	-33.26
		8544	Insulated (Including Enamelled Or Anodised) Wire, Cable (Including Co-Axial Cable) And O	0.06	0.17	165.88
		7204	Ferrous Waste And Scrap; Remelting Scrap Ingots etc	0.17	0.14	-15.78
		8546	Electrical Insulators Of Any Material.	0.00	0.14	
		0703	Onions, Shallots, Garlic, Leeks And Other Alliaceous Vegetables, Fresh Or Chilled.	0.05	0.11	109.32

Table 5c(Ctd): Intra-EAC Trade of the Major twenty imports, 2013 compared to 2012 (Values in US\$ million)

Partner state	Ctry of Origin	HS level	Description of Goods	2012	2013	2013/2012 % change
		0305	Fish, Dried, Salted Or In Brine; Smoked Fish, Whether Or Not Cooked Before Or During The	0.21	0.11	-47.03
		7213	Bars And Rods, Hot-Rolled, In Irregularly Wound Coils, Of Iron Or Non-Alloy Steel.	0.00	0.09	
		1511	Palm Oil And Its Fractions, Whether Or Not Refined, But Not Chemically Modified.	0.07	0.08	10.66
		0702	Tomatoes, Fresh Or Chilled.	0.03	0.08	193.69
		1102	Cereal Flours Other Than Of Wheat Or Meslin.	0.08	0.07	-8.13
		7311	Containers For Compressed Or Liquefied Gas, Of Iron Or Steel.	0.05	0.07	29.54
Burundi	Kenya	2 digits				
		72	Iron And Steel	10.33	8.68	-16.00
		73	Articles Of Iron And Steel	5.57	3.20	-42.54
		27	Mineral Fuels, Oils & Product Of Their Distillation; Etc	4.20	6.99	66.27
		39	Plastics And Articles Thereof	3.72	3.56	-4.38
		25	Salt; Sulphur; Earth & Ston; Plastering Mat; Lime & Cem	3.65	1.05	-71.15
		32	Tanning/Dyeing Extract; Tannins & Derivs; Pigm Etc	1.68	1.41	-16.37
		31	Fertilisers	1.36	8.47	520.55
		30	Pharmaceutical Products	1.30	3.43	164.18
		85	Electrical Mchy Equip Parts Thereof, Sound Recorder Etc	1.26	1.80	42.85
		17	Sugars And Sugar Confectionery	1.15	1.18	2.12
		84	Nuclear Reactors, Boilers, Mchy & Mech Appliance, Parts	1.09	1.08	-1.01
		34	Soap, Organic Surface-Active Agents, Washing Prep, Etc	1.01	1.26	24.99
		15	Animal/Veg Fats & Oil & Their Cleavage Products; Etc	1.00	1.61	61.33
		48	Paper & Paperboard; Art Of Paper Pulp, Paper/Paperboard	0.98	1.04	6.08
		28	Inorgn Chem; Comps Of Prec Met, Radioact Elements Etc	0.74	0.64	-13.88
		87	Vehicles O/T Railw/Tranw Root-Stock, Pts & Accessories	0.72	0.73	1.33
		76	Aluminium And Articles Thereof	0.70	0.68	-2.33
		24	Tobacco And Manufactured Tobacco Substitutes	0.54	0.33	-39.37
		64	Footwear, Gaiters And The Like, Parts Of Such Articles	0.52	0.57	8.62
		63	Other Made Up Textile Articles; Sets; Worn Clothing Etc	0.47	0.49	3.65
		4digits				
		7210	Flat-Rolled Products Of Iron Or Non-Alloy Steel, etc	5.32	4.33	-18.65
		2710	Petroleum Oils And Oils Obtained From Bituminous Minerals, Other Than Crude; Preparation	4.05	6.80	68.15
		7306	Other Tubes, Pipes And Hollow Profiles (For Example, Open Seam Or Welded, Riveted Or Sim	3.36	2.59	-22.92
		2523	Portland Cement, Aluminous Cement, Slag Cement, Supersulphate Cement And Similar Hydraul	3.20	0.56	-82.57
		3923	Articles For The Conveyance Or Packing Of Goods, Of Plastics; Stoppers, Lids, Caps And O	2.44	1.81	-25.82
		7216	Angles, Shapes And Sections Of Iron Or Non-Alloy Steel. Flat-Rolled Products Of Iron Or Non-Alloy Steel, Of A Width Of	2.14	1.72	-19.76
		7208	600 Mm Or More, Hot-Rolle	1.16	1.42	22.21
		1704	Sugar Confectionery (Including White Chocolate), Not Containing Cocoa.	1.15	1.18	2.17
		3004	Medicaments (Excluding Goods Of Heading 30.02, 30.05 Or 30.06) Consisting Of Mixed Or Un	1.14	3.28	188.30
		7308	Structures (Excluding Prefabricated Buildings Of Heading 94.06) And Parts Of Structures	1.11	0.06	-94.27
		7214	Other Bars And Rods Of Iron Or Non-Alloy Steel, Not Further Worked Than Forged, Hot-Roll	0.96	0.72	-25.65
		3208	Paints And Varnishes (Including Enamels And Lacquers) Based On Synthetic Polymers Or Che	0.93	0.72	-22.39
		3105	Mineral Or Chemical Fertilisers Containing Two Or Three Of The Fertilising Elements Nitr	0.75	7.55	904.27

Table 5c(Ctd): Intra-EAC Trade of the Major twenty imports, 2013 compared to 2012 (Values in US\$ million)

Partner state	Ctry of Origin	HS level	Description of Goods	2012	2013	2013/2012 % change
		3401	Soap; Organic Surface-Active Products And Preparations For Use As Soap, In The Form Of B	0.74	0.57	-22.64
		7305	Other Tubes And Pipes (For Example, Welded, Riveted Or Similarly Closed), Having Circula	0.55	0.14	-74.67
		2402	Cigars, Cheroots, Cigarillos And Cigarettes, Of Tobacco Or Of Tobacco Substitutes.	0.54	0.33	-39.37
		3209	Paints And Varnishes (Including Enamels And Lacquers) Based On Synthetic Polymers Or Che	0.53	0.51	-3.88
		8716	Trailers And Semi-Trailers; Other Vehicles, Not Mechanically Propelled; Parts Thereof.	0.49	0.45	-7.98
		3102	Mineral Or Chemical Fertilisers, Nitrogenous.	0.47	0.36	-24.05
		6402	Other Footwear With Outer Soles And Uppers Of Rubber Or Plastics.	0.46	0.45	-2.83
	Rwanda	2digits				
		10	Cereals	19.81	0.89	-95.51
		07	Edible Vegetables And Certain Roots And Tubers	1.60	3.02	88.45
		72	Iron And Steel	1.22	0.64	-47.32
		39	Plastics And Articles Thereof	1.16	2.35	101.74
		22	Beverages, Spirits And Vinegar	1.00	0.54	-45.78
		70	Glass And Glassware	0.94	0.21	-77.09
		25	Salt; Sulphur; Earth & Ston; Plastering Mat; Lime & Cem	0.48	0.51	7.22
		87	Vehicles O/T Railw/Tranw Rool-Stock, Pts & Accessories	0.47	3.88	732.61
		84	Nuclear Reactors, Boilers, Mchy & Mech Appliance, Parts	0.41	0.50	22.73
		33	Essential Oils & Resinoids; Perf, Cosmetic/Toilet Prep	0.37	0.38	2.85
		85	Electrical Mchy Equip Parts Thereof, Sound Recorder Etc	0.22	0.26	20.50
		01	Live Animals	0.18	0.24	37.93
		27	Mineral Fuels, Oils & Product Of Their Distillation; Etc	0.15	0.04	-70.90
		82	Tool, Implement, Cutlery, Spoon & Fork, Of Base Met Etc	0.14	0.07	-52.91
		73	Articles Of Iron And Steel	0.12	0.10	-14.41
		15	Animal/Veg Fats & Oil & Their Cleavage Products; Etc	0.11	0.10	-14.38
		19	Prep Of Cereal, Flour, Starch/Milk; Pastrycooks' Prod	0.11	0.00	-98.73
		76	Aluminium And Articles Thereof	0.10	0.01	-93.85
		64	Footwear, Gaiters And The Like, Parts Of Such Articles	0.09	0.03	-61.92
		04	Dairy Prod; Birds' Eggs; Natural Honey; Edible Prod Nes	0.09	0.10	11.40
		4digits				
		1005	Maize (Corn).	19.54	0.87	-95.52
		7215	Other Bars And Rods Of Iron Or Non-Alloy Steel.	1.13	0.46	-59.23
		0701	Potatoes, Fresh Or Chilled.	1.01	0.79	-21.23
		2203	Beer Made From Malt.	0.99	0.40	-59.59
		7010	Carboys, Bottles, Flasks, Jars, Pots, Phials, Ampoules etc	0.94	0.21	-77.28
		3923	Articles For The Conveyance Or Packing Of Goods, Of Plastics; Stoppers, Lids, Caps And O	0.71	2.09	195.88
		2523	Portland Cement, Aluminous Cement, Slag Cement, Supersulphate Cement And Similar Hydraul	0.40	0.38	-4.23
		8704	Motor Vehicles For The Transport Of Goods.	0.38	1.34	257.61
		0713	Dried Leguminous Vegetables, Shelled, etc	0.35	1.78	411.36
		1006	Rice.	0.26	0.00	-99.87
		3304	Beauty Or Make-Up Preparations And Preparations For The Care Of The Skin (Other Than Med	0.20	0.14	-29.00
		3925	Builders' Ware Of Plastics, Not Elsewhere Specified Or Included.	0.19	0.06	-68.90
		0708	Leguminous Vegetables, Shelled Or Unshelled, Fresh Or Chilled.	0.19	0.39	105.45
		3926	Other Articles Of Plastics And Articles Of Other Materials Of Headings 39.01 To 39.14.	0.18	0.04	-80.60
		3305	Preparations For Use On The Hair.	0.17	0.16	-0.97

Table 5c(Ctd): Intra-EAC Trade of the Major twenty imports, 2013 compared to 2012 (Values in US\$ million)

Partner state	Ctry of Origin	HS level	Description of Goods	2012	2013	2013/2012 % change
		8431	Parts Suitable For Use Solely Or Principally With The Machinery Of Headings 84.25 To 84.	0.16	0.00	-100.00
		8504	Electrical Transformers, Static Converters (For Example, Rectifiers) And Inductors.	0.12	0.02	-81.02
		2711	Petroleum Gases And Other Gaseous Hydrocarbons.	0.12	0.04	-63.90
		0102	Live Bovine Animals.	0.11	0.24	124.32
		8212	Razors And Razor Blades (Including Razor Blade Blanks In Strips).	0.10	0.05	-52.32
	Tanzania	2 digits				
		25	Salt; Sulphur; Earth & Ston; Plastering Mat; Lime & Cem	10.06	6.76	-32.79
		31	Fertilisers	9.20	7.07	-23.14
		27	Mineral Fuels, Oils & Product Of Their Distillation; Etc	6.12	2.38	-61.16
		70	Glass And Glassware	5.70	7.23	26.80
		11	Prod Mill Indust; Malt; Starches; Insulin; Wheat Gluten	3.07	0.26	-91.66
		10	Cereals	2.90	46.37	1,498.83
		03	Fish & Crustacean, Mollusc & Other Aquatic Invertebrate	1.83	2.11	15.76
		33	Essential Oils & Resinoids; Perf, Cosmetic/Toilet Prep	1.62	2.05	26.22
		94	Furniture; Bedding, Mattress, Matt Support, Cushion Etc	1.57	0.67	-57.32
		48	Paper & Paperboard; Art Of Paper Pulp, Paper/Paperboard	1.26	0.85	-32.75
		72	Iron And Steel	1.15	1.28	11.96
		22	Beverages, Spirits And Vinegar	1.08	1.13	4.48
		15	Animal/Veg Fats & Oil & Their Cleavage Products; Etc	1.02	1.52	48.99
		63	Other Made Up Textile Articles; Sets; Worn Clothing Etc	1.01	4.46	339.71
		12	Oil Seed, Oleagi Fruits; Miscell Grain, Seed, Fruit Etc	0.79	1.32	66.51
		39	Plastics And Articles Thereof	0.71	2.80	294.15
		34	Soap, Organic Surface-Active Agents, Washing Prep, Etc	0.58	0.48	-17.27
		07	Edible Vegetables And Certain Roots And Tubers	0.43	0.49	14.97
		84	Nuclear Reactors, Boilers, Mchy & Mech Appliance, Parts	0.36	2.20	511.66
		19	Prep Of Cereal, Flour, Starch/Milk; Pastrycooks' Prod	0.36	0.44	23.66
		2 digits				
		2523	Portland Cement, Aluminous Cement, Slag Cement, Supersulphate Cement And Similar Hydraul	7.51	4.39	-41.49
		3105	Mineral Or Chemical Fertilisers Containing Two Or Three Of The Fertilising Elements Nitr	7.39	5.65	-23.48
		7010	Carboys, Bottles, Flasks, Jars, Pots, Phials, Ampoules And Other Containers, Of Glass, O	5.65	7.23	27.84
		2710	Petroleum Oils And Oils Obtained From Bituminous Minerals, Other Than Crude; Preparation	3.30	1.89	-42.76
		2714	Bitumen And Asphalt, Natural; Bituminous Or Oil Shale And Tar	2.45	0.00	-99.96
		1101	Sands; Asphaltites And Asp	2.45	0.19	-92.21
		2501	Wheat Or Meslin Flour	2.44	2.28	-6.47
		1006	Salt (Including Table Salt And Denatured Salt) And Pure Sodium Chloride, Whether Or Not	2.44	2.28	-6.47
		1006	Rice.	2.01	43.73	2,079.18
		0305	Fish, Dried, Salted Or In Brine; Smoked Fish, Whether Or Not Cooked Before Or During The	1.74	2.01	15.31
		3102	Mineral Or Chemical Fertilisers, Nitrogenous.	1.72	1.23	-28.62
		3304	Beauty Or Make-Up Preparations And Preparations For The Care Of The Skin (Other Than Med	1.56	2.01	28.66
		9404	Mattress Supports; Articles Of Bedding And Similar Furnishing (For Example, Mattresses,	1.34	0.41	-69.39
		7210	Flat-Rolled Products Of Iron Or Non-Alloy Steel, Of A Width Of 600 Mm Or More, Clad, Pla	1.13	0.94	-17.01
		4820	Registers, Account Books, Note Books, Order Books, Receipt Books, Letter Pads, Memorandu	1.02	0.29	-71.65
		1005	Maize (Corn).	0.88	0.90	2.17

Table 5c(Ctd): Intra-EAC Trade of the Major twenty imports, 2013 compared to 2012 (Values in US\$ million)

Partner state	Ctry of Origin	HS level	Description of Goods	2012	2013	2013/2012 % change
		1202	Ground-Nuts, Not Roasted Or Otherwise Cooked, Whether Or Not Shelled Or Broken.	0.73	0.93	26.99
		2207	Undenatured Ethyl Alcohol Of An Alcoholic Strength etc	0.59	0.87	48.28
		1511	Palm Oil And Its Fractions, Whether Or Not Refined, etc	0.54	0.40	-25.46
		1102	Cereal Flours Other Than Of Wheat Or Meslin.	0.52	0.05	-91.01
		6305	Sacks And Bags, Of A Kind Used For The Packing Of Goods.	0.51	0.72	40.67
	Uganda	2digits				
		72	Iron And Steel	9.44	7.98	-15.42
		15	Animal/Veg Fats & Oil & Their Cleavage Products; Etc	4.89	3.88	-20.67
		25	Salt; Sulphur; Earth & Ston; Plastering Mat; Lime & Cem	4.42	6.50	47.10
		10	Cereals	3.73	0.44	-88.11
		48	Paper & Paperboard; Art Of Paper Pulp, Paper/Paperboard	2.75	3.14	14.07
		24	Tobacco And Manufactured Tobacco Substitutes	2.50	3.16	26.35
		01	Live Animals	1.43	1.56	9.14
		39	Plastics And Articles Thereof	1.15	0.92	-20.36
		33	Essential Oils & Resinoids; Perf, Cosmetic/Toilet Prep	1.09	0.72	-33.81
		64	Footwear, Gaiters And The Like, Parts Of Such Articles	1.07	0.64	-40.37
		84	Nuclear Reactors, Boilers, Mchy & Mech Appliance, Parts	1.04	0.67	-35.59
		30	Pharmaceutical Products	1.04	1.78	70.63
		87	Vehicles O/T Railw/Tranw Rool-Stock, Pts & Accessories	0.86	0.71	-17.16
		32	Tanning/Dyeing Extract; Tannins & Derivs; Pigm Etc	0.85	0.63	-25.66
		73	Articles Of Iron And Steel	0.80	1.44	80.30
		04	Dairy Prod; Birds' Eggs; Natural Honey; Edible Prod Nes	0.77	0.87	13.61
		61	Art Of Apparel & Clothing Access, Knitted Or Crocheted	0.64	0.06	-90.12
		55	Man-Made Staple Fibres	0.60	0.15	-75.40
		11	Prod Mill Indust; Malt; Starches; Insulin; Wheat Gluten	0.59	0.68	14.35
		22	Beverages, Spirits And Vinegar	0.58	0.35	-39.19
		4digits				
		7210	Flat-Rolled Products Of Iron Or Non-Alloy Steel, etc	6.96	3.93	-43.55
		2523	Portland Cement, Aluminous Cement, Slag Cement, etc	4.41	6.49	47.19
		1006	Rice.	3.17	0.20	-93.79
		1511	Palm Oil And Its Fractions, Whether Or Not Refined, etc	2.63	2.73	3.60
		2401	Unmanufactured Tobacco; Tobacco Refuse.	2.50	3.13	25.33
		4820	Registers, Account Books, Note Books, Order Books,etc	2.19	2.57	17.54
		1516	Animal Or Vegetable Fats And Oils And Their Fractions,etc	1.85	0.93	-49.55
		0102	Live Bovine Animals.	1.31	1.48	13.26
		3004	Medicaments (Excluding Goods Of Heading 30.02, 30.05 Or 30.06) Consisting Of Mixed Or Un	0.99	1.65	66.51
		7214	Other Bars And Rods Of Iron Or Non-Alloy Steel, Not Further Worked Than Forged, Hot-Roll	0.92	1.23	33.40
		3304	Beauty Or Make-Up Preparations And Preparations For The Care Of The Skin (Other Than Med	0.81	0.48	-40.40
		6402	Other Footwear With Outer Soles And Uppers etc	0.79	0.33	-58.60
		7219	Flat-Rolled Products Of Stainless Steel, etc	0.78	0.06	-91.72
		0401	Milk And Cream, Not Concentrated Nor Containing Added Sugar	0.65	0.78	20.58
		3209	Paints And Varnishes (Including Enamels And Lacquers) Based On Synthetic Polymers Or Che	0.64	0.41	-35.60
		1102	Cereal Flours Other Than Of Wheat Or Meslin.	0.59	0.51	-13.67
		6114	Other Garments, Knitted Or Crocheted.	0.59	0.04	-93.10
		1005	Maize (Corn).	0.55	0.23	-58.57
		8714	Parts And Accessories Of Vehicles Of Headings 87.11 To 87.13.	0.49	0.36	-25.66
		3923	Articles For The Conveyance Or Packing Of Goods, Of Plastics; Stoppers, Lids, Caps And O	0.48	0.20	-58.84

Table 6a: Twenty major imports of EAC countries for 2012 (US\$ million)

Country	Hs level	Description of Goods	CIF values
Uganda	2 digits		
	27	Mineral fuels, mineral oils and products of their distillation; bituminous substances; mineral waxes.	1,366.54
	84	Nuclear reactors, boilers, machinery and mechanical appliances; parts thereof.	702.16
	87	Vehicles other than railway or tramway rolling-stock, and parts and accessories thereof.	533.89
	85	Electrical machinery and equipment and parts thereof; sound recorders and reproducers, TV image etc	500.81
	10	Cereals.	277.00
	30	Pharmaceutical products.	251.83
	15	Animal or vegetable fats and oils and their cleavage products;	250.17
	72	Iron and steel.	242.01
	39	Plastics and articles thereof.	236.07
	17	Sugars and sugar confectionery.	160.82
	25	Salt; sulphur; earths and stone; plastering materials, lime and cement.	136.71
	48	Paper and paperboard; articles of paper pulp, of paper or of paperboard.	123.62
	90	Optical, photographic, cinematographic, measuring, checking, precision, medical or surgical instruments etc	89.00
	63	Other made up textile articles; sets; worn clothing and worn textile articles; rags.	83.15
	38	Miscellaneous chemical products.	80.17
	22	Beverages, spirits and vinegar.	75.39
	40	Rubber and articles thereof.	68.88
	33	Essential oils and resinoids; perfumery, cosmetic or toilet preparations.	63.50
	29	Organic chemicals.	59.18
	73	Articles of iron or steel.	56.09
	4 digits		
	2710	Petroleum oils and oils obtained from bituminous minerals, other than crude	1309
	8517	Electrical apparatus for line telephony or line telegraphy	249
	1511	Palm oil and its fractions whether or not refined not chemically modified	230
	8703	Motor cars and other motor vehicles for the transport of persons	213
	1001	Wheat and meslin	210
	3004	Medicaments of mixed or unmixed products, for retail sale	203
	1701	Cane or beet sugar and chemically pure sucrose, in solid form	145
	8704	Motor vehicles for the transport of goods	145
	8429	Self-propelled bulldozers, angledozers, graders, levellers, etc	125
	2523	Portland cement, aluminous cement, persulphate cement, etc	107
	7210	Rolled iron or non-alloy steel, >=600mm wide, clad, plated or coated	84
	3901	Polymers of ethylene, in primary forms	63
	1006	Rice	59
	8471	Automatic data processing machines...; magnetic readers... nes	57
	8438	Machinery, nes, for the industrial preparation of food or drink	54
	6309	Worn clothing	52
	8711	Motocycles (incl. mopeds) and cycles fitted with an auxiliary motor	49
	4011	New pneumatic tyres, of rubber	47
	7208	Hot-rolled iron or non-alloy steel, >=600mm wide	45
	9018	Instruments and appliances used in medical, surgical, dental... Sciences	45
Kenya	2 digits		
	27	Mineral fuels, mineral oils and products of their	4099.17
	84	Nuclear reactors, boilers, machinery and mechanical	1777.80
	85	Electrical machinery and equipment and parts thereof	1241.15
	87	Vehicles other than railway or tramway rolling-sto	1131.31
	10	Cereals.	628.71
	15	Animal or vegetable fats and oils and their cleava	625.68
	39	Plastics and articles thereof.	618.97

Table 6a(Ctd): Twenty major imports of EAC countries for 2012 (US\$ million)

Country	Hs level	Description of Goods	CIF values
	72	Iron and steel.	574.00
	88	Aircraft, spacecraft, and parts thereof.	515.92
	30	Pharmaceutical products.	467.80
	48	Paper and paperboard; articles of paper pulp, of p	347.27
	73	Articles of iron or steel.	329.54
	38	Miscellaneous chemical products.	268.46
	31	Fertilisers.	238.70
	40	Rubber and articles thereof.	219.77
	90	Optical, photographic, cinematographic, measuring,	213.39
	17	Sugars and sugar confectionery.	200.55
	63	Other made up textile articles; sets; worn clothin	171.68
	29	Organic chemicals.	166.85
	94	Furniture; bedding, mattresses, mattress supports,	143.34
	4 digits		
	2710	Petroleum oils and oils obtained from bituminous m	3053.77
	2709	Petroleum oils crude	803.75
	1511	Palm oil and its fractions wheather or not refined	580.03
	8802	Other aircraft (eg helicopters, aeroplanes); space	428.26
	8517	Electrical apparatus for line telephony or line te	421.37
	8703	Motor cars and other motor vehicles for the transp	402.80
	3004	Medicaments of mixed or unmixed products, for reta	383.81
	1001	Wheat and meslin	351.12
	7208	Hot-rolled iron or non-alloy steel, >=600mm wide	310.65
	8471	Automatic data processing machines...; magnetic re	230.86
	8701	Tractors (excl. Tractors of 87.09)	219.30
	3901	Polymers of ethylene, in primary forms	205.37
	8704	Motor vehicles for the transport of goods	202.33
	1701	Cane or beet sugar and chemically pure sucrose, in	182.65
	1006	Rice	171.40
	3105	Mineral or chemical fertilizers, nes; other fertil	154.70
	8431	Parts suitable for use with the machinery of 84.25	133.60
	4011	New pneumatic tyres, of rubber	128.29
	8429	Self-propelled bulldozers, angledozers, graders, l	123.24
	8504	Electrical transformers, static converters and ind	121.75
Rwanda	2 digits		
	84	Nuclear reactors, boilers, machineryand mechanical appliances; parts thereof	175.01
	85	Electrical machinery and equipment and parts thereof;	167.31
		Mineral fuels, mineral oils and products of their distillation;bituminous substances; mineral	
	27	waxes	117.46
	87	Vehicles other than railway or tramway rolling?stock,and parts and accessories thereof	116.64
	10	Cereals	84.87
	72	Iron and steel	79.69
	25	Salt; sulphur; earths and stone;plastering materials, lime and cement	73.09
		Animal or vegetable fats and oils and their cleavage products;prepared edible fats;animal	
	15	or vegetable waxes	73.04
	30	Pharmaceutical products	73.03
	73	Articles of iron or steel	65.04
	17	Sugars and sugar confectionery	54.82
	63	Other made up textile articles; sets;worn clothing and worn textile articles; rags	54.04
		Optical, photographic,cinematographic, measuring, checking,precision, medical or surgical	
	90	instrumentsand apparatus; parts and accessories thereof	48.61
	39	Plastics and articles thereof	46.11

Table 6a(Ctd): Twenty major imports of EAC countries for 2012 (US\$ million)

Country	Hs level	Description of Goods	CIF values
	31	Fertilisers	38.60
	34	Soap, organic surface-active agents, washing preparations, lubricating preparations, etc	29.94
	48	Paper and paperboard; articles of paper pulp,of paper or of paperboard	27.69
	40	Rubber and articles thereof	19.75
	94	Furniture; bedding, mattresses, mattress supports,cushions and similar stuffed furnishings; etc	18.73
	38	Miscellaneous chemical products	16.62
	4 digits		
	2710	Petroleum oils and oils obtained from bituminous minerals, other than crude; preparation	108.36
	2523	Portland cement, aluminous cement, slag cement, supersulphate cement and similar hydraul	66.82
	8703	Motor cars and other motor vehicles principally designed for the transport of persons (o	58.07
	3004	Medicaments (excluding goods of heading 30.02, 30.05 or 30.06) consisting of mixed or un	51.05
	1701	Cane or beet sugar and chemically pure sucrose, in solid form.	50.74
	1001	Wheat and meslin.	49.75
	8517	Electrical apparatus for line telephony or line telegraphy, including line telephone set	47.23
	8471	Automatic data processing machines and units thereof; magnetic or optical readers, machi	35.43
	1511	Palm oil and its fractions, whether or not refined, but not chemically modified.	34.76
	3105	Mineral or chemical fertilisers containing two or three of the fertilising elements nitr	32.04
	1516	Animal or vegetable fats and oils and their fractions, partly or wholly hydrogenated, in	30.13
	6309	Worn clothing and other worn articles.	27.69
	9018	Instruments and appliances used in medical, surgical, dental or veterinary sciences, inc	26.82
	3401	Soap; organic surface-active products and preparations for use as soap, in the form of b	23.07
	7210	Flat-rolled products of iron or non-alloy steel, of a width of 600 mm or more, clad, pla	23.06
	1006	Rice.	20.88
	8704	Motor vehicles for the transport of goods.	19.85
	7308	Structures (excluding prefabricated buildings of heading 94.06) and parts of structures	17.14
	6304	Other furnishing articles, excluding those of heading 94.04.	16.94
	8544	Insulated (including enamelled or anodised) wire, cable (including co-axial cable) and o	16.11
Burundi	2 digits		
	27	Prod Mill Indust; Malt; Starches; Inulin; Wheat Gluten	163.72
	12	Oil Seed, Oleagi Fruits; Miscell Grain, Seed, Fruit Etc	145.98
		Electrical machinery and equipment and parts thereof;sound recorders and reproducers,television	
	85	imageandsound recorders and reproducers, andparts and accessories of such articles	61.90
	30	Sugars And Sugar Confectionery	55.31
	84	Prod Mill Indust; Malt; Starches; Inulin; Wheat Gluten	53.46
	10	Cereals.	52.60
	11	Essential Oils & Resinoids; Perf, Cosmetic/Toilet Prep	49.32
	87	Lac; Gums, Resins & Other Vegetable Saps & Extracts	47.74
	72	Mineral Fuels, Oils & Product Of Their Distillation; Etc	36.80
	25	Salt; Sulphur; Earth & Ston; Plastering Mat; Lime & Cem	33.18
	73	Rubber And Articles Thereof	25.92
	39	Plastics and articles thereof.	18.34
	15	Electrical Mchy Equip Parts Thereof; Sound Recorder Etc	14.03
	17	Printed Books, Newspapers, Pictures & Other Product Etc	13.82
	31	Articles Of Iron Or Steel	13.77
	63	Fertilisers	12.68
	48	Paper and paperboard; articles of paper pulp,of paper or of paperboard	11.89
	90	Other Made Up Textile Articles; Sets; Worn Clothing Etc	10.62
	49	Miscellaneous Articles Of Basee Metal	9.85
	40	Glass And Glassware	9.33

Table 6a(Ctd): Twenty major imports of EAC countries for 2012 (US\$ million)

Country	Hs level	Description of Goods	CIF values
	4 digits		
	2710	Petroleum Oils, Etc, (Excl. Crude); Preparations Thereof, Nes	155.03
	1201	Soya Beans	108.86
	3004	Medicaments Of Mixed Or Unmixed Products, For Retail Sale	40.37
	1208	Flours And Meals Of Oil Seeds Or Oleaginous Fruits (Excl. Mustard)	35.64
	2523	Portland cement, aluminous cement, slag cement, supersulphate cement and similar hydraul	29.53
	1102		29.50
	1005	Maize(Corn)	25.95
	1001	Wheat and meslin.	17.63
	8703	Malt	16.39
	7210	Rolled Iron Or Non-Alloy Steel, >=600Mm Wide, Clad, Plated Or Coated	14.34
	8704	Motor Vehicles For The Transport Of Goods	13.67
	1107	Cane Or Beet Sugar And Chemically Pure Sucrose, In Solid Form	13.21
	1701	Cane Or Beet Sugar And Chemically Pure Sucrose, In Solid Form	12.48
	3002	Human blood; animal blood prepared for therapeutic, prophylactic or diagnostic uses; ant	11.58
	3105	Mineral or chemical fertilisers containing two or three of the fertilising elements nitr	10.52
	7214	Iron/Steel Bars And Rods, Forged, Etc (Incl. Twisted), Uncoiled	10.38
	8517	Electrical apparatus for line telephony or line te	9.26
	1006	Rice.	8.96
	1511	Palm oil and its fractions, whether or not refined, but not chemically modified.	8.59
	8544		7.23
Tanzania	2 digits		
	27	Mineral Fuels, Oils & Product Of Their Distillation; Etc	3,827.65
	84	Nuclear Reactors, Boilers, Mchy & Mech Appliance; Parts	1,171.53
	87	Vehicles O/T Railw/Tranw Rool-Stock, Pts & Accessories	1,127.14
	85	Electrical Mchy Equip Parts Thereof; Sound Recorder Etc	743.94
	10	Cereals	471.67
	39	Plastics And Articles Thereof	467.24
	72	Iron And Steel	426.22
	15	Animal/Veg Fats & Oil & Their Cleavage Products; Etc	297.96
	73	Articles Of Iron And Steel	246.15
	40	Rubber And Articles Thereof	227.04
	30	Pharmaceutical Products	214.85
	17	Sugars And Sugar Confectionery	183.79
	89	Ships, Boats And Floating Structures	162.63
	31	Fertilisers	148.89
	90	Optical, Photo, Cine, Meas, Checking, Precision, Etc	138.53
	48	Paper & Paperboard; Art Of Paper Pulp, Paper/Paperboard	122.69
	38	Miscellaneous Chemical Products	118.29
	28	Inorgn Chem; Compds Of Prec Met, Radioact Elements Etc	114.56
	25	Salt; Sulphur; Earth & Ston; Plastering Mat; Lime & Cem	112.49
	63	Other Made Up Textile Articles; Sets; Worn Clothing Etc	95.67
	4 digits		
	2710	Petroleum Oils And Oils Obtained From Bituminous Minerals,Other Than Crude	3,636.52
	1001	Wheat And Meslin	415.43
	8703	Motor Cars And Other Motor Vehicles For The Transport Of Persons	302.43
	8704	Motor Vehicles For The Transport Of Goods	252.68
	1511	Palm Oil And Its Fractions Wheather Or Not Refined Not Chemically Modified	247.72
	8431	Parts Suitable For Use With The Machinery Of 84.25 To 84.30	239.96

Table 6a(Ctd): Twenty major imports of EAC countries for 2012 (US\$ million)

Country	Hs level	Description of Goods	CIF values
	8701	Tractors (Excl. Tractors Of 87.09)	226.18
	7208	Hot-Rolled Iron Or Non-Alloy Steel, >=600Mm Wide	214.20
	8517	Electrical Apparatus For Line Telephony Or Line Telegraphy	176.95
	1701	Cane Or Beet Sugar And Chemically Pure Sucrose, In Solid Form	169.02
	4011	New Pneumatic Tyres, Of Rubber	166.77
	3004	Medicaments Of Mixed Or Unmixed Products, For Retail Sale	132.59
	3902	Polymers Of Propylene Or Of Other Olefins, In Primary Forms	111.35
	3901	Polymers Of Ethylene, In Primary Forms	110.07
	2711	Petroleum Gases And Other Gaseous Hydrocarbons	105.33
	8502	Electric Generating Sets And Rotary Converters	103.83
	8716	Trailers And Semi-Trailers; Other Vehicles, Not Machanically Propelled	97.59
	8901	Cruise Ships, Excursion Boats, Etc, For Transport Of People Or Goods	97.24
	8429	Self-Propelled Bulldozers, Angledozer, Graders, Levellers, Etc	93.06
	3102	Mineral Or Chemical Fertilizers, Nitrogenous	92.93

Table 6b: Twenty major imports of EAC countries for 2013 (US\$ million)

Country	Hs level	Description of Goods	CIF values	
Uganda	2 digits			
	27	Mineral Fuels, Oils & Product Of Their Distillation; Etc	1,340.56	
	87	Vehicles O/T Railw/Tramw Roll-Stock, Pts & Accessories	530.27	
	84	Nuclear Reactors, Boilers, Mchy & Mech Appliance; Parts	443.37	
	85	Electrical Mchy Equip Parts Thereof; Sound Recorder Etc	389.69	
	30	Pharmaceutical Products	347.69	
	72	Iron And Steel	251.91	
	39	Plastics And Articles Thereof	234.86	
	15	Animal/Veg Fats & Oils & Their Cleavage Products; Etc	227.96	
	10	Cereals	221.87	
	90	Optical, Photo, Cine, Meas, Checking, Precision, Etc	152.33	
	17	Sugars And Sugar Confectionery	146.85	
	63	Other Made Up Textile Articles; Sets; Worn Clothing Etc	130.81	
	48	Paper & Paperboard; Art Of Paper Pulp, Paper/Paperboard	120.36	
	25	Salt; Sulphur; Earth & Ston; Plastering Mat; Lime & Cem	113.40	
	38	Miscellaneous Chemical Products	94.56	
	73	Articles Of Iron Or Steel	72.81	
	40	Rubber And Articles Thereof	71.48	
	22	Beverages, Spirits And Vinegar	70.75	
	33	Essential Oils & Resinoids; Perf, Cosmetic/Toilet Prep	69.72	
	29	Organic Chemicals	54.63	
		4 digits		
		2710	Petroleum Oils, Etc, (Excl. Crude); Preparations Thereof, Nes	1281
		3004	Medicaments Of Mixed Or Unmixed Products, For Retail Sale	291
		1511	Palm Oil And Its Fractions	210
		8703	Motor Cars And Other Motor Vehicles For The Transport Of Persons	209
		8517	Electrical Apparatus For Line Telephony Or Line Telegraphy	166
		1001	Wheat And Meslin	158
		1701	Cane Or Beet Sugar And Chemically Pure Sucrose, In Solid Form	128
	8704	Motor Vehicles For The Transport Of Goods	112	
	2523	Portland Cement, Aluminous Cement, Persulphate Cement, Etc	85	
	7210	Rolled Iron Or Non-Alloy Steel, >=600Mm Wide, Clad, Plated Or Coated	82	
	7208	Hot-Rolled Iron Or Non-Alloy Steel, >=600Mm Wide	75	
	9018	Instruments And Appliances Used In Medical, Surgical, Dental... Sciences	68	
	3901	Polymers Of Ethylene, In Primary Forms	65	
	8711	Motocycles (Incl. Mopeds) And Cycles Fitted With An Auxiliary Motor	62	
	6309	Worn Clothing And Other Worn Articles	61	
	1006	Rice	55	
	8471	Automatic Data Processing Machines...; Magnetic Readers..., Nes	54	
	4011	New Pneumatic Tyres, Of Rubber	53	
	9015	Surveying, Hydrographic, Oceanographic... Instruments/Appliances, Nes	48	
	6304	Other Furnishing Articles, Nes (Excl. Of 94.04)	47	

Table 6b(Ctd): Twenty major imports of EAC countries for 2013 (US\$ million)

Country	Hs level	Description of Goods	CIF values	
Kenya	2 digits			
	27	Mineral fuels, mineral oils and products of their	3882.73	
	84	Nuclear reactors, boilers, machinery and mechanica	1821.47	
	87	Vehicles other than railway or tramway rolling-sto	1320.61	
	85	Electrical machinery and equipment and parts there	1244.69	
	72	Iron and steel.	775.51	
	39	Plastics and articles thereof.	707.10	
	10	Cereals.	577.14	
	15	Animal or vegetable fats and oils and their cleava	562.68	
	30	Pharmaceutical products.	446.56	
	73	Articles of iron or steel.	410.09	
	31	Fertilisers.	325.66	
	48	Paper and paperboard; articles of paper pulp, of p	322.14	
	38	Miscellaneous chemical products.	291.75	
	90	Optical, photographic, cinematographic, measuring,	253.57	
	88	Aircraft, spacecraft, and parts thereof.	251.09	
	40	Rubber and articles thereof.	223.19	
	17	Sugars and sugar confectionery.	194.41	
	29	Organic chemicals.	158.77	
	94	Furniture; bedding, mattresses, mattress supports,	154.37	
	63	Other made up textile articles; sets; worn clothin	146.70	
		4 digits		
		2710	Petroleum oils and oils obtained from bituminous m	3231.71
		1511	Palm oil and its fractions wheather or not refined	518.90
		8703	Motor cars and other motor vehicles for the transp	496.44
		2709	Petroleum oils crude	476.51
		8517	Electrical apparatus for line telephony or line te	407.21
		7208	Hot-rolled iron or non-alloy steel, >=600mm wide	381.35
		3004	Medicaments of mixed or unmixed products, for reta	354.99
	1001	Wheat and meslin	350.55	
	8701	Tractors (excl. Tractors of 87.09)	231.44	
	3105	Mineral or chemical fertilizers, nes; other fertil	230.66	
	3901	Polymers of ethylene, in primary forms	214.74	
	8704	Motor vehicles for the transport of goods	211.42	
	8802	Other aircraft (eg helicopters, aeroplanes); space	188.73	
	1701	Cane or beet sugar and chemically pure sucrose, in	176.04	
	8471	Automatic data processing machines...; magnetic re	174.39	
	1006	Rice	163.85	
	8407	Spark-ignition reciprocating/rotary internal combu	141.03	
	4011	New pneumatic tyres, of rubber	140.25	
	7207	Semi-finished products of iron or non-alloy steel	129.17	
	3808	Insecticides, rodenticides... And similar products	126.32	

Table 6b(Ctd): Twenty major imports of EAC countries for 2013 (US\$ million)

Country	Hs level	Description of Goods	CIF values	
Tanzania	2 digits			
	87	Vehicles o/t railw/tranw rool-stock, pts & accessories	38.00	
	85	Electrical mchy equip parts thereof; sound recorder etc	32.00	
	30	Pharmaceutical products	29.00	
	10	Cereals	24.00	
	27	Mineral fuels, oils & product of their distillation; etc	23.00	
	15	Animal/veg fats & oil & their cleavage products; etc	22.00	
	25	Salt; sulphur; earth & ston; plastering mat; lime & cem	21.00	
	34	Soap, organic surface-active agents, washing prep, etc	21.00	
	84	Nuclear reactors, boilers, mchy & mech appliance; parts	19.00	
	39	Plastics and articles thereof	17.00	
	28	Inorgn chem; compds of prec met, radioact elements etc	12.00	
	76	Aluminium and articles thereof	11.00	
	17	Sugars and sugar confectionery	9.00	
	73	Articles of iron and steel	8.00	
	04	Dairy prod; birds' eggs; natural honey; edible prod nes	7.00	
	38	Miscellaneous chemical products	7.00	
	48	Paper & paperboard; art of paper pulp, paper/paperboard	7.00	
	94	Furniture; bedding, mattress, matt support, cushion etc	7.00	
	40	Rubber and articles thereof	6.00	
	02	Meat and edible meat offal	5.00	
		4 digits		
		3004	Medicaments of mixed or unmixed products, for retail sale	27.00
		2710	Petroleum oils and oils obtained from bituminous minerals, other than crude	21.00
		8517	Electrical apparatus for line telephony or line telegraphy	14.00
		2523	Portland cement, aluminous cement, persulphate cement, etc	13.00
		1005	Maize(corn)	12.00
	3923	Articles for conveyance or packing of goods, of plastics	12.00	
	1008	Buckwheat, millet and canary seed and other cereals, nes	11.00	
	3401	Soap; organic surface-active products in bars, etc; paper with soap,etc	11.00	
	8716	Trailers and semi-trailers; other vehicles, not machanically propelled	11.00	
	8704	Motor vehicles for the transport of goods	10.00	
	1704	Sugar confectionery (incl. White chocolate), not containing cocoa	9.00	
	1516	Animal or vegetable fats and oils and fractions, hydrogenated, etc	8.00	
	2501	Salt/pure sodium chloride whether or not cont ant-caking agents;seawater	8.00	
	3402	Non-soap surface-active agents; washing preparations in powder, liquid etc	8.00	
	8507	Electric accumulators (incl. Separators therefor)	8.00	
	8702	Public-transport type passenger motor vehicles	8.00	
	0401	Milk and cream, not concentrated or sweetened	7.00	
	1517	Margarine; edible preparations of animal or vegetable fats or oils, nes	7.00	
	7615	Table, kitchen, household and sanitary articles... Of aluminium	7.00	
	1511	Palm oil and its fractions wheather or not refined not chemically modified	5.00	

Table 6b(Ctd): Twenty major imports of EAC countries for 2013 (US\$ million)

Country	Hs level	Description of Goods	CIF values	
Rwanda	2 digits			
	84	Nuclear reactors, boilers, machineryand mechanical appliances; parts thereof	193.72	
	85	Electrical machinery and equipment and parts thereof;sound recorders and reproducers,TV image etc	179.47	
	27	Mineral fuels, mineral oils and products of their distillation;bituminous substances; mineral waxes	107.72	
	30	Pharmaceutical products	96.90	
	87	Vehicles other than railway or tramway rolling?stock,and parts and accessories thereof	94.84	
	10	Cereals	91.88	
	25	Salt; sulphur; earths and stone;plastering materials, lime and cement	73.40	
	72	Iron and steel	72.20	
	15	Animal or vegetable fats and oils and their cleavage products;prepared edible fats;animal or vegetable waxes	65.57	
	73	Articles of iron or steel	60.47	
	90	Optical, photographic,cinematographic, measuring, checking,precision, medical or surgical instruments etcf	51.81	
	17	Sugars and sugar confectionery	46.34	
	63	Other made up textile articles; sets;worn clothing and worn textile articles; rags	42.25	
	39	Plastics and articles thereof	39.97	
	31	Fertilisers	39.51	
	48	Paper and paperboard; articles of paper pulp,of paper or of paperboard	29.59	
	94	Furniture; bedding, mattresses, mattress supports,cushions and similar stuffed furnishings	26.57	
	34	Soap, organic surface-active agents, washing preparations,lubricating preparations, etc	23.59	
	38	Miscellaneous chemical products	19.77	
	21	Miscellaneous edible preparations	18.14	
		4 digits		
		2710	Petroleum oils and oils obtained from bituminous minerals, other than crude; preparation	95.64
		2523	Portland cement, aluminous cement, slag cement, supersulphate cement and similar hydraul	67.21
		8517	Electrical apparatus for line telephony or line telegraphy, including line telephone set	60.14
		1001	Wheat and meslin.	51.19
		3004	Medicaments (excluding goods of heading 30.02, 30.05 or 30.06) consisting of mixed or un	49.49
	3002	Human blood; animal blood prepared for therapeutic, prophylactic or diagnostic uses; ant	43.25	
	1701	Cane or beet sugar and chemically pure sucrose, in solid form.	41.79	
	8703	Motor cars and other motor vehicles principally designed for the transport of persons (o	40.21	
	1516	Animal or vegetable fats and oils and their fractions, partly or wholly hydrogenated, in	34.23	
	7210	Flat-rolled products of iron or non-alloy steel, of a width of 600 mm or more, clad, pla	28.70	
	3105	Mineral or chemical fertilisers containing two or three of the fertilising elements nitr	28.27	
	1006	Rice.	27.64	
	1511	Palm oil and its fractions, whether or not refined, but not chemically modified.	27.04	
	8471	Automatic data processing machines and units thereof; magnetic or optical readers, machi	26.21	
	9018	Instruments and appliances used in medical, surgical, dental or veterinary sciences, inc	25.61	
	8422	Dish washing machines; machinery for cleaning or drying bottles or other containers; mac	23.61	
	7308	Structures (excluding prefabricated buildings of heading 94.06) and parts of structures	23.36	
	8544	Insulated (including enamelled or anodised) wire, cable (including co-axial cable) and o	22.23	
	8704	Motor vehicles for the transport of goods.	21.35	
	6304	Other furnishing articles, excluding those of heading 94.04.	17.97	

Table 6b(Ctd): Twenty major imports of EAC countries for 2013 (US\$ million)

Country	Hs level	Description of Goods	CIF values
Burundi	2 Digit		
	27	Mineral fuels, oils & product of their distillation; etc	144.92
	12	Oil seed, oleagi fruits; miscell grain, seed, fruit etc	139.06
	85	Electrical mchy equip parts thereof, sound recorder etc	51.28
	84	Nuclear reactors, boilers, mchy & mech appliance, parts	57.10
	30	Pharmaceutical products	51.51
	87	Vehicles o/t railw/tranw rool-stock, pts & accessories	66.09
	10	Cereals	73.85
	11	Prod mill indust; malt; starches; insulin; wheat gluten	13.91
	72	Iron and steel	30.21
	25	Salt; sulphur; earth & ston; plastering mat; lime & cem	22.91
	73	Articles of iron and steel	12.25
	39	Plastics and articles thereof	18.69
	63	Other made up textile articles; sets; worn clothing etc	18.02
	15	Animal/veg fats & oil & their cleavage products; etc	36.82
	31	Fertilisers	20.31
	17	Sugars and sugar confectionery	8.32
	49	Printed books, newspapers, pictures & other product etc	5.72
	48	Paper & paperboard; art of paper pulp, paper/paperboard	10.88
	90	OPTICAL, PHOTO, CINE, MEAS, CHECKING, PRECISION, etc	10.56
40	Rubber and articles thereof	7.29	
68	Art of stone, plaster, cement, asbestos, mica/sim mat	6.18	
	4 digits		
	2710	Petroleum oils and oils obtained from bituminous minerals, other than crude; preparation	140.70
	1201	Soya beans	0.00
	3004	Medicaments (excluding goods of heading 30.02, 30.05 or 30.06) consisting of mixed or un	44.09
	1208	Flours and meals of oil seeds or oleaginous fruits, other than those of mustard.	137.64
	1102	Cereal flours other than of wheat or meslin.	2.32
	2523	Portland cement, aluminous cement, slag cement, supersulphate cement and similar hydraul	19.67
	1005	Maize (com).	2.77
	8703	Motor cars and other motor vehicles principally designed for the transport of persons (o	27.28
	1001	Wheat and meslin.	19.52
	8704	Motor vehicles for the transport of goods.	18.60
	7210	Flat-rolled products of iron or non-alloy steel, of a width of 600 mm or more, clad, pla	10.20
	1107	Malt, whether or not roasted.	10.77
	1701	Cane or beet sugar and chemically pure sucrose, in solid form.	6.99
	3002	Human blood; animal blood prepared for therapeutic, prophylactic or diagnostic uses; ant	5.63
	8437	Machines for cleaning, sorting or grading seed, grain or dried leguminous vegetables; ma	0.51
	3105	Mineral or chemical fertilisers containing two or three of the fertilising elements nitr	17.02
	7214	Other bars and rods of iron or non-alloy steel, not further worked than forged, hot-roll	8.13
	8517	Electrical apparatus for line telephony or line telegraphy, including line telephone set	22.92
	1006	Rice.	51.43
	1511	Palm oil and its fractions, whether or not refined, but not chemically modified.	32.56

Table 6c: Twenty major imports of EAC countries for 2013 compared to 2012 (in US\$ million)

Country	Hs Level	Description of Goods	2012	2013	2013/2012 % change	
Uganda	2 digits					
	27	Mineral Fuels, Oils & Product Of Their Distillation; Etc	1,366.17	1,340.56	(1.87)	
	87	Vehicles O/T Railw/Tramw Roll-Stock, Pts & Accessories	533.89	530.27	(0.68)	
	84	Nuclear Reactors, Boilers, Mchy & Mech Appliance; Parts	702.16	443.37	(36.86)	
	85	Electrical Mchy Equip Parts Thereof; Sound Recorder Etc	500.81	389.69	(22.19)	
	30	Pharmaceutical Products	251.83	347.69	38.06	
	72	Iron And Steel	242.01	251.91	4.09	
	39	Plastics And Articles Thereof	236.07	234.86	(0.51)	
	15	Animal/Veg Fats & Oils & Their Cleavage Products; Etc	250.17	227.96	(8.88)	
	10	Cereals	275.80	221.87	(19.55)	
	90	Optical, Photo, Cine, Meas, Checking, Precision, Etc	89.00	152.33	71.15	
	17	Sugars And Sugar Confectionery	160.82	146.85	(8.69)	
	63	Other Made Up Textile Articles; Sets; Worn Clothing Etc	83.15	130.81	57.32	
	48	Paper & Paperboard; Art Of Paper Pulp, Paper/Paperboard	123.62	120.36	(2.63)	
	25	Salt; Sulphur; Earth & Ston; Plastering Mat; Lime & Cem	136.71	113.40	(17.05)	
	38	Miscellaneous Chemical Products	80.17	94.56	17.96	
	73	Articles Of Iron Or Steel	56.09	72.81	29.81	
	40	Rubber And Articles Thereof	68.88	71.48	3.77	
	22	Beverages, Spirits And Vinegar	75.39	70.75	(6.15)	
	33	Essential Oils & Resinoids; Perf, Cosmetic/Toilet Prep	63.50	69.72	9.80	
	29	Organic Chemicals	59.18	54.63	(7.68)	
		4 digits				
		2710	Petroleum Oils, Etc, (Excl. Crude); Preparations Thereof, Nes	1,308.64	1,281.08	(2.11)
		3004	Medicaments Of Mixed Or Unmixed Products, For Retail Sale	203.17	290.80	43.13
		1511	Palm Oil And Its Fractions	229.52	209.88	(8.56)
		8703	Motor Cars And Other Motor Vehicles For The Transport Of Persons	213.42	208.98	(2.08)
		8517	Electrical Apparatus For Line Telephony Or Line Telegraphy	249.43	165.88	(33.50)
		1001	Wheat And Meslin	208.74	157.79	(24.41)
		1701	Cane Or Beet Sugar And Chemically Pure Sucrose, In Solid Form	145.11	127.85	(11.89)
	8704	Motor Vehicles For The Transport Of Goods	144.77	112.39	(22.37)	
	2523	Portland Cement, Aluminous Cement, Persulphate Cement, Etc	106.58	84.81	(20.42)	
	7210	Rolled Iron Or Non-Alloy Steel, >=600Mm Wide, etc	84.21	81.77	(2.91)	
	7208	Hot-Rolled Iron Or Non-Alloy Steel, >=600Mm Wide	44.74	74.59	66.72	
	9018	Instruments And Appliances Used In Medical, Surgical, Dental...	44.50	67.89	52.54	
	3901	Polymers Of Ethylene, In Primary Forms	62.66	64.68	3.21	
	8711	Motocycles (Incl. Mopeds) And Cycles Fitted With An Auxiliary Motor	48.79	61.93	26.92	
	6309	Worn Clothing And Other Worn Articles	51.56	61.40	19.08	
	1006	Rice	59.09	55.41	(6.22)	
	8471	Automatic Data Processing Machines...; Magnetic Readers..., Nes	57.15	54.28	(5.04)	
	4011	New Pneumatic Tyres, Of Rubber	47.20	52.85	11.97	
	9015	Surveying, Hydrographic, Oceanographic... Instruments/Appliances,	10.51	48.39	360.29	
	6304	Other Furnishing Articles, Nes (Excl. Of 94.04)	9.21	46.75	407.93	
Kenya	2 digits					
	27	Mineral fuels, mineral oils and products of their	4099.17	3882.73	-5.28	
	84	Nuclear reactors, boilers, machinery and mechanica	1777.80	1821.47	2.46	
	87	Vehicles other than railway or tramway rolling-sto	1131.31	1320.61	16.73	
	85	Electrical machinery and equipment and parts there	1241.15	1244.69	0.28	
	72	Iron and steel.	574.00	775.51	35.11	

Table 6c(Ctd): Twenty major imports of EAC countries for 2013 compared to 2012 (in US\$ million)

Country	Hs Level	Description of Goods	2012	2013	2013/2012 % change	
Kenya	39	Plastics and articles thereof.	618.97	707.10	14.24	
	10	Cereals.	628.71	577.14	-8.20	
	15	Animal or vegetable fats and oils and their cleava	625.68	562.68	-10.07	
	30	Pharmaceutical products.	467.80	446.56	-4.54	
	73	Articles of iron or steel.	329.54	410.09	24.44	
	31	Fertilisers.	238.70	325.66	36.43	
	48	Paper and paperboard; articles of paper pulp, of p	347.27	322.14	-7.24	
	38	Miscellaneous chemical products.	268.46	291.75	8.68	
	90	Optical, photographic, cinematographic, measuring,	213.39	253.57	18.83	
	88	Aircraft, spacecraft, and parts thereof.	515.92	251.09	-51.33	
	40	Rubber and articles thereof.	219.77	223.19	1.55	
	17	Sugars and sugar confectionery.	200.55	194.41	-3.06	
	29	Organic chemicals.	166.85	158.77	-4.84	
	94	Furniture; bedding, mattresses, mattress supports,	143.34	154.37	7.69	
	63	Other made up textile articles; sets; worn clothin	171.68	146.70	-14.55	
		4 digits		3053.7		
		2710	Petroleum oils and oils obtained from bituminous m	7	3231.71	5.83
		1511	Palm oil and its fractions wheather or not refined	580.03	518.90	-10.54
		8703	Motor cars and other motor vehicles for the transp	402.80	496.44	23.25
		2709	Petroleum oils crude	803.75	476.51	-40.71
		8517	Electrical apparatus for line telephony or line te	421.37	407.21	-3.36
		7208	Hot-rolled iron or non-alloy steel, >=600mm wide	310.65	381.35	22.76
		3004	Medicaments of mixed or unmixed products, for reta	383.81	354.99	-7.51
		1001	Wheat and meslin	351.12	350.55	-0.16
		8701	Tractors (excl. Tractors of 87.09)	219.30	231.44	5.53
		3105	Mineral or chemical fertilizers, nes; other fertil	154.70	230.66	49.10
		3901	Polymers of ethylene, in primary forms	205.37	214.74	4.56
		8704	Motor vehicles for the transport of goods	202.33	211.42	4.49
		8802	Other aircraft (eg helicopters, aeroplanes); space	428.26	188.73	-55.93
		1701	Cane or beet sugar and chemically pure sucrose, in	182.65	176.04	-3.62
		8471	Automatic data processing machines...; magnetic re	230.86	174.39	-24.46
		1006	Rice	171.40	163.85	-4.40
		8407	Spark-ignition reciprocating/rotary internal combu	110.12	141.03	28.07
		4011	New pneumatic tyres, of rubber	128.29	140.25	9.32
		7207	Semi-finished products of iron or non-alloy steel	68.90	129.17	87.47
		3808	Insecticides, rodenticides... And similar products	104.22	126.32	21.21
	Tanzania	2 digits				
		87	Vehicles o/t railw/tranw rool-stock, pts & accessories	40.00	38.00	-5.00
85		Electrical mchy equip parts thereof; sound recorder etc	31.00	32.00	3.23	
30		Pharmaceutical products	42.00	29.00	-30.95	
10		Cereals	28.00	24.00	-14.29	
27		Mineral fuels, oils & product of their distillation; etc	7.00	23.00	228.57	
15		Animal/veg fats & oil & their cleavage products; etc	21.00	22.00	4.76	
25		Salt; sulphur; earth & ston; plastering mat; lime & cem	12.00	21.00	75.00	
34		Soap, organic surface-active agents, washing prep, etc	23.00	21.00	-8.70	
84		Nuclear reactors, boilers, mchy & mech appliance; parts	70.00	19.00	-72.86	

Table 6c(Ctd): Twenty major imports of EAC countries for 2013 compared to 2012 (in US\$ million)

Country	Hs Level	Description of Goods	2012	2013	2013/2012 % change	
Tanzania	39	Plastics and articles thereof	50.00	17.00	-66.00	
	28	Inorgn chem; compds of prec met, radioact elements etc	13.00	12.00	-7.69	
	76	Aluminium and articles thereof	9.00	11.00	22.22	
	17	Sugars and sugar confectionery	9.00	9.00	0.00	
	73	Articles of iron and steel	10.00	8.00	-20.00	
	04	Dairy prod; birds' eggs; natural honey; edible prod nes	10.00	7.00	-30.00	
	38	Miscellaneous chemical products	8.00	7.00	-12.50	
	48	Paper & paperboard; art of paper pulp, paper/paperboard	8.00	7.00	-12.50	
	94	Furniture; bedding, mattress, matt support, cushion etc	7.00	7.00	0.00	
	40	Rubber and articles thereof	6.00	6.00	0.00	
	02	Meat and edible meat offal	5.00	5.00	0.00	
		4 digts				
		3004	Medicaments of mixed or unmixed products, for retail sale	36.00	27.00	-25.00
		2710	Petroleum oils and oils obtained from bituminous minerals, other than crude	6.00	21.00	250.00
		8517	Electrical apparatus for line telephony or line telegraphy	5.00	14.00	180.00
		2523	Portland cement, aluminous cement, persulphate cement, etc	5.00	13.00	160.00
		1005	Maize(corn)	22.00	12.00	-45.45
		3923	Articles for conveyance or packing of goods, of plastics	45.00	12.00	-73.33
		1008	Buckwheat, millet and canary seed and other cereals, nes	0.00	11.00	
		3401	Soap; organic surface-active products in bars, etc; paper with soap, etc	15.00	11.00	-26.67
		8716	Trailers and semi-trailers; other vehicles, not machanicly propelled	15.00	11.00	-26.67
		8704	Motor vehicles for the transport of goods	11.00	10.00	-9.09
		1704	Sugar confectionery (incl. White chocolate), not containing cocoa	9.00	9.00	0.00
		1516	Animal or vegetable fats and oils and fractions, hydrogenated, etc	7.00	8.00	14.29
		2501	Salt/pure sodium chloride whether or not cont ant-caking agents; seawater	7.00	8.00	14.29
		3402	Non-soap surface-active agents; washing preparations in powder, liquid etc	7.00	8.00	14.29
		8507	Electric accumulators (incl. Separators therefor)	9.00	8.00	-11.11
		8702	Public-transport type passenger motor vehicles	8.00	8.00	0.00
		0401	Milk and cream, not concentrated or sweetened	8.00	7.00	-12.50
		1517	Margarine; edible preparations of animal or vegetable fats or oils, nes	7.00	7.00	0.00
		7615	Table, kitchen, household and sanitary articles... Of aluminium	5.00	7.00	40.00
		1511	Palm oil and its fractions wheather or not refined not chemically modified	4.00	5.00	25.00
	Rwanda	2 digits				
84		Nuclear reactors, boilers, machinery and mechanical appliances; parts thereof	175.01	193.72	110.69	
85		Electrical machinery and equipment and parts thereof ;sound recorders etc	167.31	179.47	107.26	
27		Mineral fuels, mineral oils and products of their distillation; bituminous substances	117.46	107.72	91.70	
30		Pharmaceutical products	73.03	96.90	132.68	
87		Vehicles other than railway or tramway rolling? Stock ,and parts etc	116.64	94.84	81.31	
10		Cereals	84.87	91.88	108.26	
25		Salt; sulphur; earths and stone; plastering materials, lime and cement	73.09	73.40	100.43	
72		Iron and steel	79.69	72.20	90.60	
15		Animal or vegetable fats and oils and their cleavage products; prepared edible fats; animal or vegetable waxes	73.04	65.57	89.78	
73	Articles of iron or steel	65.04	60.47	92.98		
90	Optical, photographic, cinematographic, measuring, checking, precision, etc	48.61	51.81	106.58		
17	Sugars and sugar confectionery	54.82	46.34	84.55		

Table 6c(Ctd): Twenty major imports of EAC countries for 2013 compared to 2012 (in US\$ million)

Country	Hs Level	Description of Goods	2012	2013	2013/2012 % change
Rwanda	63	Other made up textile articles; sets; worn clothing and worn textile articles; rags	54.04	42.25	78.19
	39	Plastics and articles thereof	46.11	39.97	86.68
	31	Fertilizers	38.60	39.51	102.34
	48	Paper and paperboard; articles of paper pulp, of paper or of paperboard	27.69	29.59	106.88
	94	Furniture; bedding, mattresses, mattress supports, cushions and similar stuffed etc	18.73	26.57	141.85
	34	Soap, organic surface-active agents, washing preparations, lubricating etc	29.94	23.59	78.81
	38	Miscellaneous chemical products	16.62	19.77	118.99
	21	Miscellaneous edible preparations	12.57	18.14	144.37
	4 digits				
	2710	Petroleum oils and oils obtained from bituminous minerals, other than crude; preparation	108.36	95.64	88.26
	2523	Portland cement, aluminous cement, slag cement, super sulphate cement etc	66.82	67.21	100.58
	8517	Electrical apparatus for line telephony or line telegraphy, including line telephone	47.23	60.14	127.36
	1001	Wheat and meslin.	49.75	51.19	102.89
	3004	Medicaments (excluding goods of heading 30.02, 30.05 or 30.06) consisting of	51.05	49.49	96.96
	3002	Human blood; animal blood prepared for therapeutic, prophylactic or diagnostic	14.41	43.25	300.08
	1701	Cane or beet sugar and chemically pure sucrose, in solid form. etc	50.74	41.79	82.37
	8703	Motor cars and other motor vehicles principally designed for the transport of	58.07	40.21	69.24
	1516	Animal or vegetable fats and oils and their fractions, partly or wholly hydrogenated,	30.13	34.23	113.61
	7210	Flat-rolled products of iron or non-alloy steel, of a width of 600 mm or more, clad,	23.06	28.70	124.48
	3105	Mineral or chemical fertilizers containing two or three of the fertilizing elements	32.04	28.27	88.25
	1006	Rice.	20.88	27.64	132.37
	1511	Palm oil and its fractions, whether or not refined, but not chemically modified.	34.76	27.04	77.77
	8471	Automatic data processing machines and units thereof; magnetic or optical	35.43	26.21	73.98
	9018	Instruments and appliances used in medical, surgical, dental or veterinary	26.82	25.61	95.52
	8422	Dish washing machines; machinery for cleaning or drying bottles or other	2.37	23.61	998.03
	7308	Structures (excluding prefabricated buildings of heading 94.06) and parts of	17.14	23.36	136.29
	8544	Insulated (including enamelled or anodised) wire, cable (including co-axial cable)	16.11	22.23	137.94
	8704	Motor vehicles for the transport of goods.	19.85	21.35	107.56
	Burundi	2 digits			
27		Mineral fuels, oils & product of their distillation; etc	169.52	144.92	-14.51
12		Oil seed, oleagi fruits; miscell grain, seed, fruit etc	147.02	139.06	-5.41
85		Electrical mchy equip parts thereof, sound recorder etc	63.87	51.28	-19.71
84		Nuclear reactors, boilers, mchy & mech appliance, parts	62.62	57.10	-8.81
30		Pharmaceutical products	56.98	51.51	-9.61
87		Vehicles o/t railw/tranw rool-stock, pts & accessories	54.49	66.09	21.29
10		Cereals	50.14	73.85	47.30
11		Prod mill indust; malt; starches; insulin; wheat gluten	48.53	13.91	-71.33
72		Iron and steel	36.89	30.21	-18.12
25		Salt; sulphur; earth & ston; plastering mat; lime & cem	33.62	22.91	-31.85
73		Articles of iron and steel	25.74	12.25	-52.42
39		Plastics and articles thereof	19.04	18.69	-1.82
63		Other made up textile articles; sets; worn clothing etc	15.02	18.02	20.01
15		Animal/veg fats & oil & their cleavage products; etc	14.96	36.82	146.07
31		Fertilizers	14.14	20.31	43.68

Table 6c(Ctd): Twenty major imports of EAC countries for 2013 compared to 2012 (in US\$ million)

Country	Hs Level	Description of Goods	2012	2013	2013/2012 % change
Burundi	17	Sugars and sugar confectionery	13.83	8.32	-39.85
	49	Printed books, newspapers, pictures & other product etc	12.61	5.72	-54.59
	48	Paper & paperboard; art of paper pulp, paper/paperboard	12.38	10.88	-12.11
	90	OPTICAL, PHOTO, CINE, MEAS, CHECKING, PRECISION, etc	12.12	10.56	-12.89
	40	Rubber and articles thereof	10.31	7.29	-29.29
	4 digits				
	2710	Petroleum oils and oils obtained from bituminous minerals, other than crude; preparation	160.92	140.70	-12.56
	1201	Soya beans	108.68	0.00	-100.00
	3004	Medicaments (excluding goods of heading 30.02, 30.05 or 30.06) consisting of mixed or un	41.39	44.09	6.50
	1208	Flours and meals of oil seeds or oleaginous fruits, other than those of mustard.	36.89	137.64	273.16
	1102	Cereal flours other than of wheat or meslin.	29.99	2.32	-92.26
	2523	Portland cement, aluminous cement, slag cement, super sulphate cement and similar hydraulic	29.98	19.67	-34.39
	1005	Maize (corn).	25.68	2.77	-89.20
	8703	Motor cars and other motor vehicles principally designed for the transport of persons (o	18.39	27.28	48.34
	1001	Wheat and meslin.	15.61	19.52	25.09
	8704	Motor vehicles for the transport of goods.	15.58	18.60	19.39
	7210	Flat-rolled products of iron or non-alloy steel, of a width of 600 mm or more, clad,	14.48	10.20	-29.59
	1107	Malt, whether or not roasted.	13.19	10.77	-18.36
	1701	Cane or beet sugar and chemically pure sucrose, in solid form.	12.48	6.99	-44.05
	3002	Human blood; animal blood prepared for therapeutic, prophylactic or diagnostic uses; ant	11.75	5.63	-52.06
	8437	Machines for cleaning, sorting or grading seed, grain or dried leguminous vegetables; ma	11.12	0.51	-95.40
	3105	Mineral or chemical fertilizers containing two or three of the fertilizing elements	10.50	17.02	62.10
	7214	Other bars and rods of iron or non-alloy steel, not further worked than forged, hot-roll	10.26	8.13	-20.78
	8517	Electrical apparatus for line telephony or line telegraphy, including line telephone set	9.85	22.92	132.74
	1006	Rice.	8.78	51.43	486.10
	1511	Palm oil and its fractions, whether or not refined, but not chemically modified.	8.60	32.56	278.42

Table 7a: Intra-EAC Domestic Exports of the major twenty products, 2012 (US\$, million)

Partner State	Country of Destination	Hs Level	Description of Goods	2012	
Uganda	Kenya	2 digits			
		09	Coffee, tea, maté and spices.	74.85	
		17	Sugars and sugar confectionery.	25.10	
		10	Cereals.	17.63	
		24	Tobacco and manufactured tobacco substitutes.	14.68	
			Dairy produce; birds' eggs; natural honey; edible products of animal origin, not elsewhere specified or included.	14.01	
		23	Residues and waste from the food industries; prepared animal fodder.	12.95	
		07	Edible vegetables and certain roots and tubers.	10.47	
			Mineral fuels, mineral oils and products of their distillation; bituminous substances; mineral waxes.	10.24	
		12	Oil seeds and oleaginous fruits; miscellaneous grains, seeds and fruit; industrial or medicinal plants; straw and fodder.	4.51	
		15	Animal or vegetable fats and oils and their cleavage products; prepared edible fats; animal or vegetable waxes.	3.54	
		44	Wood and articles of wood; wood charcoal.	3.48	
		72	Iron and steel.	3.19	
		41	Raw hides and skins (other than furskins) and leather.	2.75	
		48	Paper and paperboard; articles of paper pulp, of paper or of paperboard.	2.59	
		52	Cotton.	2.09	
		73	Articles of iron or steel.	1.36	
		22	Beverages, spirits and vinegar.	1.34	
		03	Fish and crustaceans, molluscs and other aquatic invertebrates.	0.94	
		20	Preparations of vegetables, fruit, nuts or other parts of plants.	0.87	
		33	Essential oils and resinoids; perfumery, cosmetic or toilet preparations.	0.80	
			4 digits		
		0902	Tea	72.41	
		1701	Cane or beet sugar and chemically pure sucrose, in solid form	24.28	
		1005	Maize(corn)	16.53	
		2401	Unmanufactured tobacco; tobacco refuse	14.65	
		2716	Electrical energy	10.21	
		0713	Dried leguminous vegetables, shelled	9.96	
		0402	Milk and cream, concentrated or sweetened	9.19	
		2302	Brans, sharps and other residues, derived from working of cereals, etc	7.59	
		0401	Milk and cream, not concentrated or sweetened	4.42	
		2306	Oil-cake and other solid residues, of vegetable fats	3.21	
		1207	Other oil seeds and oleaginous fruits	2.21	
	4410	Particle board and similar board of wood or other ligneous materials	2.13		
	1512	Sunflower-seed, safflower or cotton-seed oil and their fractions	2.12		
	0901	Coffee; coffee husks and skins; coffee substitutes containing coffee	2.08		
	4104	Leather of bovine or equine animals, without hair on	2.08		
	5203	Cotton, carded or combed	2.05		
	2304	Oil cake from soya bean oil	1.81		
	7217	Wire of iron or non-alloy steel	1.41		
	4811	Paper, paperboard, etc, coated..., in rolls or sheets, nes	1.40		
	1202	Ground-nuts, not roasted or otherwise cooked	1.31		
		Tanzania			
		72	Iron and steel.	8.38	
	27	Mineral fuels, mineral oils and products of their distillation; bituminous substances; mineral waxes.	5.94		
	22	Beverages, spirits and vinegar.	3.47		
		Soap, organic surface-active agents, washing preparations, lubricating preparations, artificial waxes, prepared waxes, polishing or scouring preparations, candles and similar articles, modelling pastes, "dental waxes" and dental preparations with a basis	3.37		
	34	Animal or vegetable fats and oils and their cleavage products; prepared edible fats; animal or vegetable waxes.	3.19		
	15	Cereals.	2.26		
	10	Cereals.	2.26		
	33	Essential oils and resinoids; perfumery, cosmetic or toilet preparations.	2.06		
	84	Nuclear reactors, boilers, machinery and mechanical appliances; parts thereof.	1.52		
		Electrical machinery and equipment and parts thereof; sound recorders and reproducers, television image and sound recorders and reproducers, and parts and accessories of such articles.	1.20		
	85	Articles.	1.20		
	44	Wood and articles of wood; wood charcoal.	0.92		

Partner State	Country of Destination	Hs Level	Description of Goods	2012
		24	Tobacco and manufactured tobacco substitutes.	0.91
		63	Other made up textile articles; sets; worn clothing and worn textile articles; rags.	0.74
		73	Articles of iron or steel.	0.68
		23	Residues and waste from the food industries; prepared animal fodder.	0.51
			Dairy produce; birds' eggs; natural honey; edible products of animal origin, not elsewhere specified or included.	0.43
		04		0.43
		87	Vehicles other than railway or tramway rolling-stock, and parts and accessories thereof.	0.32
		48	Paper and paperboard; articles of paper pulp, of paper or of paperboard.	0.25
			Oil seeds and oleaginous fruits; miscellaneous grains, seeds and fruit; industrial or medicinal plants; straw and fodder.	0.23
		12		0.23
		39	Plastics and articles thereof.	0.11
		20	Preparations of vegetables, fruit, nuts or other parts of plants.	0.11
		7210	Rolled iron or non-alloy steel, >=600mm wide, clad, plated or coated	8.04
		2716	Electrical energy	5.82
		3401	Soap; organic surface-active products in bars, etc; paper with soap,etc	3.30
		2202	Waters (incl. Mineral and aerated), with added sugar...(incl. Sweetened)	3.16
		1005	Maize(corn)	2.25
		1516	Animal or vegetable fats and oils and fractions, hydrogenated, etc	2.19
		3304	Beauty, make-up, skin-care (incl. Suntan), manicure... Preparations	2.04
		8504	Electrical transformers, static converters and inductors	0.99
		8429	Self-propelled bulldozers, angledozers, graders, levellers, etc	0.71
		8474	Machinery for sorting..., agglomerating... Earth, stone, ores, etc	0.69
		1512	Sunflower-seed, safflower or cotton-seed oil and their fractions	0.67
		2401	Unmanufactured tobacco; tobacco refuse	0.66
		6305	Sacks and bags, used for packing goods	0.64
		7306	Other tubes, pipes and hollow profiles of iron or steel, welded, nes	0.63
		4403	Wood in the rough or roughly squared	0.62
		2304	Oil cake from soya bean oil	0.35
		1511	Palm oil and its fractions wheather or not refined not chemically modified	0.32
		8705	Special purpose motor vehicles (eg crane, fire-fighting, etc, vehicles)	0.32
		0401	Milk and cream, not concentrated or sweetened	0.32
		2201	Waters, (incl. Mineral waters and aerated waters); ice and snow	0.27
	Rwanda	2 digit		
		15	Animal or vegetable fats and oils and their cleavage products; prepared edible fats; animal etc	58.83
		25	Salt; sulphur; earths and stone; plastering materials, lime and cement.	53.62
			Soap, organic surface-active agents, washing preparations, lubricating preparations, artificial waxes, prepared waxes, polishing or scouring preparations, candles and similar articles, etc	16.22
		34		16.22
		17	Sugars and sugar confectionery.	9.13
		72	Iron and steel.	7.43
		73	Articles of iron or steel.	5.02
		48	Paper and paperboard; articles of paper pulp, of paper or of paperboard.	4.35
			Tanning or dyeing extracts; tannins and their derivatives; dyes, pigments and other colouring matter; paints and varnishes; putty and other mastics; inks.	4.02
		32		4.02
		22	Beverages, spirits and vinegar.	3.89
		39	Plastics and articles thereof.	3.48
		44	Wood and articles of wood; wood charcoal.	2.62
		19	Preparations of cereals, flour, starch or milk; pastrycooks' products.	2.57
		33	Essential oils and resinoids; perfumery, cosmetic or toilet preparations.	2.53
		10	Cereals.	1.89
		30	Pharmaceutical products.	1.68
		20	Preparations of vegetables, fruit, nuts or other parts of plants.	1.08
		76	Aluminium and articles thereof.	0.88
		63	Other made up textile articles; sets; worn clothing and worn textile articles; rags.	0.76
		94	Furniture; bedding, mattresses, mattress supports, cushions and similar stuffed furnishings;	0.75
		64	Footwear, gaiters and the like; parts of such articles.	0.74
		2523	Portland cement, aluminous cement, persulphate cement, etc	53.48
		1516	Animal or vegetable fats and oils and fractions, hydrogenated, etc	29.24
		1511	Palm oil and its fractions wheather or not refined not chemically modified	25.86

Table 7a(Ctd): Intra-EAC Domestic Exports of the major twenty products, 2012 (US\$, million)

Table 7a(Ctd): Intra-EAC Domestic Exports of the major twenty products, 2012 (US\$, million)

Partner State	Country of Destination	Hs Level	Description of Goods	2012
		3401	Soap; organic surface-active products in bars, etc; paper with soap,etc	13.73
		1701	Cane or beet sugar and chemically pure sucrose, in solid form	9.00
		3208	Paints and varnishes based on polymers in a non-aqueous medium	3.62
		1512	Sunflower-seed, safflower or cotton-seed oil and their fractions	3.57
		7306	Other tubes, pipes and hollow profiles of iron or steel, welded, nes	3.34
		4819	Cartons, boxes, etc; box files, etc, of paper, paperboard, etc	3.18
		7214	Iron/steel bars and rods, forged, etc (incl. Twisted), uncoiled	2.96
		2208	Undenatured ethyl alcohol of an alcoholic strength <80%; spirits, etc	2.68
		3304	Beauty, make-up, skin-care (incl. Suntan), manicure... Preparations	2.53
		3402	Non-soap surface-active agents; washing preparations in powder, liquid etc	2.40
		1905	Bread, pastry, cakes, etc; communion wafers, rice paper, etc	2.39
		4403	Wood in the rough or roughly squared	2.06
		3917	Tubes, pipes and hoses, and fittings therefor, of plastics	1.92
		1005	Maize(corn)	1.89
		7216	Angles, shapes and sections of iron or non-alloy steel	1.66
		7314	Cloth, grill, netting and fencing of iron/steel wire; expanded metal	1.42
		7208	Hot-rolled iron or non-alloy steel, >=600mm wide	1.30
	Burundi	72	Iron and steel.	8.38
		15	Animal or vegetable fats and oils and their cleavage products; prepared edible fats; animal or vegetable waxes.	4.41
		25	Salt; sulphur; earths and stone; plastering materials, lime and cement.	3.89
		48	Paper and paperboard; articles of paper pulp, of paper or of paperboard.	3.44
		24	Tobacco and manufactured tobacco substitutes.	2.53
		39	Plastics and articles thereof.	2.18
		73	Articles of iron or steel.	1.31
		01	Live animals.	1.03
		32	Tanning or dyeing extracts; tannins and their derivatives; dyes, pigments and other colouring matter; paints and varnishes; putty and other mastics; inks.	0.87
		33	Essential oils and resinoids; perfumery, cosmetic or toilet preparations.	0.69
		30	Pharmaceutical products.	0.69
		63	Other made up textile articles; sets; worn clothing and worn textile articles; rags.	0.66
		64	Footwear, gaiters and the like; parts of such articles.	0.47
		20	Preparations of vegetables, fruit, nuts or other parts of plants.	0.40
		22	Beverages, spirits and vinegar.	0.38
		19	Preparations of cereals, flour, starch or milk; pastrycooks' products.	0.34
		84	Nuclear reactors, boilers, machinery and mechanical appliances; parts thereof.	0.29
		62	Articles of apparel and clothing accessories, not knitted or crocheted.	0.26
		44	Wood and articles of wood; wood charcoal.	0.23
		76	Aluminium and articles thereof.	0.22
		7210	Rolled iron or non-alloy steel, >=600mm wide, clad, plated or coated	6.53
		2523	Portland cement, aluminous cement, persulphate cement, etc	3.88
		1516	Animal or vegetable fats and oils and fractions, hydrogenated, etc	3.23
		4820	Registers, account books, etc; albums for samples, of paper, paperboard	2.95
		2401	Unmanufactured tobacco; tobacco refuse	2.53
		3923	Articles for conveyance or packing of goods, of plastics	1.82
		1511	Palm oil and its fractions wheather or not refined not chemically modified	1.07
		3208	Paints and varnishes based on polymers in a non-aqueous medium	0.87
		7214	Iron/steel bars and rods, forged, etc (incl. Twisted), uncoiled	0.83
		3304	Beauty, make-up, skin-care (incl. Suntan), manicure... Preparations	0.69
		7208	Hot-rolled iron or non-alloy steel, >=600mm wide	0.66
		6305	Sacks and bags, used for packing goods	0.61
		7306	Other tubes, pipes and hollow profiles of iron or steel, welded, nes	0.56
		0102	Live bovine animals	0.51
		4819	Cartons, boxes, etc; box files, etc, of paper, paperboard, etc	0.44
		2009	Fruit juices (incl. Grape must) and vegetable juices, unfermented	0.37
		3003	Medicaments with >=2 constituents mixed together, not for retail sale	0.35
		7317	Nails, tacks, drawing pins etc. Of iron or steel	0.34
		1905	Bread, pastry, cakes, etc; communion wafers, rice paper, etc	0.34
		3004	Medicaments of mixed or unmixed products, for retail sale	0.32

Table 7a(Ctd): Intra-EAC Domestic Exports of the major twenty products, 2012 (US\$, million)

Partner State	Country of Destination	Hs Level	Description of Goods	2012		
Kenya	Uganda	2 digits				
		25	Salt; sulphur; earths and stone; plastering materi	93.38		
		22	Beverages, spirits and vinegar.	51.74		
		39	Plastics and articles thereof.	50.78		
		72	Iron and steel.	45.16		
		27	Mineral fuels, mineral oils and products of their	42.76		
		30	Pharmaceutical products.	25.75		
		48	Paper and paperboard; articles of paper pulp, of p	25.14		
		17	Sugars and sugar confectionery.	22.65		
		34	Soap, organic surface-active agents, washing prepa	21.89		
		15	Animal or vegetable fats and oils and their cleava	21.13		
		87	Vehicles other than railway or tramway rolling-sto	20.78		
		70	Glass and glassware.	20.44		
		84	Nuclear reactors, boilers, machinery and mechanica	15.45		
		28	Inorganic chemicals; organic or inorganic compound	13.78		
		64	Footwear, gaiters and the like; parts of such arti	13.37		
		73	Articles of iron or steel.	13.28		
		85	Electrical machinery and equipment and parts there	12.94		
		24	Tobacco and manufactured tobacco substitutes.	12.93		
		21	Miscellaneous edible preparations.	11.47		
		76	Aluminium and articles thereof.	11.37		
				4 digits		
				2523	Portland cement, aluminous cement, persulphate cem	62.89
				2710	Petroleum oils and oils obtained from bituminous m	37.78
				2501	Salt/pure sodium chloride whether or not cont ant-	25.10
				3923	Articles for conveyance or packing of goods, of pl	23.30
				7209	Cold-rolled iron or non-alloy steel, >=600mm wide	23.07
				1704	Sugar confectionery (incl. White chocolate), not c	21.51
				2207	Ethyl alcohol, undenatured of >=80% alcohol, denat	21.05
				3004	Medicaments of mixed or unmixed products, for reta	20.90
				2203	Beer made from malt	20.67
				7010	Carboys, bottles, flasks... Ampoules, etc; stopper	19.76
				7210	Rolled iron or non-alloy steel, >=600mm wide, clad	15.56
				4819	Cartons, boxes, etc; box files, etc, of paper, pap	15.31
				2402	Cigars, cigarillos, cigarettes, etc, of tobacco or	12.93
				8716	Trailers and semi-trailers; other vehicles, not ma	10.82
				3402	Non-soap surface-active agents; washing preparatio	10.82
				1517	Margarine; edible preparations of animal or vegeta	8.95
		8309	Stoppers, caps and lids, capsules for bottles... O	8.85		
		3105	Mineral or chemical fertilizers, nes; other fertil	8.08		
		3401	Soap; organic surface-active products in bars, etc	7.30		
		1107	Malt	6.58		
Tanzania		2 digits				
		15	Animal or vegetable fats and oils and their cleava	66.96		
		34	Soap, organic surface-active agents, washing prepa	41.59		
		30	Pharmaceutical products.	25.48		
		72	Iron and steel.	24.01		
		17	Sugars and sugar confectionery.	20.69		
		39	Plastics and articles thereof.	20.64		
		76	Aluminium and articles thereof.	20.34		
		84	Nuclear reactors, boilers, machinery and mechanica	20.27		
		87	Vehicles other than railway or tramway rolling-sto	20.05		
		25	Salt; sulphur; earths and stone; plastering materi	18.87		
		85	Electrical machinery and equipment and parts there	18.46		
		73	Articles of iron or steel.	15.24		
		28	Inorganic chemicals; organic or inorganic compound	14.00		
		48	Paper and paperboard; articles of paper pulp, of p	10.67		
64	Footwear, gaiters and the like; parts of such arti	10.54				
33	Essential oils and resinoids; perfumery, cosmetic	8.65				
63	Other made up textile articles; sets; worn clothin	8.45				
04	Dairy produce; birds' eggs; natural honey; edible	8.34				
94	Furniture; bedding, mattresses, mattress supports,	7.94				
83	Miscellaneous articles of base metal.	7.50				

Table 7a(Ctd): Intra-EAC Domestic Exports of the major twenty products, 2012 (US\$, million)

Partner State	Country of Destination	Hs Level	Description of Goods	2012
		4 digits		
		1511	Palm oil and its fractions wheather or not refined	32.59
		3401	Soap; organic surface-active products in bars, etc	30.80
		3004	Medicaments of mixed or unmixed products, for reta	24.25
		1516	Animal or vegetable fats and oils and fractions, h	21.84
		1704	Sugar confectionery (incl. White chocolate), not c	20.12
		7615	Table, kitchen, household and sanitary articles...	18.20
		7210	Rolled iron or non-alloy steel, >=600mm wide, clad	16.18
		3923	Articles for conveyance or packing of goods, of pl	13.93
		8716	Trailers and semi-trailers; other vehicles, not ma	12.21
		8507	Electric accumulators (incl. Separators therefor)	10.49
		2523	Portland cement, aluminous cement, persulphate cem	10.23
		1517	Margarine; edible preparations of animal or vegeta	9.68
		8471	Automatic data processing machines...; magnetic re	8.70
		2501	Salt/pure sodium chloride whether or not cont ant-	7.79
		3402	Non-soap surface-active agents; washing preparatio	7.62
		8309	Stoppers, caps and lids, capsules for bottles... O	6.82
		8443	Printing machinery; machines for uses ancillary to	6.45
		8702	Public-transport type passenger motor vehicles	6.06
		6402	Other footwear with outer soles and uppers of rubb	5.81
		4819	Cartons, boxes, etc; box files, etc, of paper, pap	5.61
	Rwanda	2 digits		
		72	Iron and steel.	19.43
		27	Mineral fuels, mineral oils and products of their	14.39
		15	Animal or vegetable fats and oils and their cleava	11.64
		30	Pharmaceutical products.	11.25
		39	Plastics and articles thereof.	10.02
		84	Nuclear reactors, boilers, machinery and mechanica	8.31
		48	Paper and paperboard; articles of paper pulp, of p	7.86
		64	Footwear, gaiters and the like; parts of such arti	6.46
		25	Salt; sulphur; earths and stone; plastering materi	6.11
		85	Electrical machinery and equipment and parts there	5.92
		73	Articles of iron or steel.	5.55
		49	Printed books, newspapers, pictures and other prod	5.47
		17	Sugars and sugar confectionery.	5.14
		24	Tobacco and manufactured tobacco substitutes.	4.10
		22	Beverages, spirits and vinegar.	3.25
		34	Soap, organic surface-active agents, washing prepa	3.19
		94	Furniture; bedding, mattresses, mattress supports,	3.19
		76	Aluminium and articles thereof.	2.54
		32	Tanning or dyeing extracts; tannins and their deri	2.50
		87	Vehicles other than railway or tramway rolling-sto	2.47
		4 digits		
		2710	Petroleum oils and oils obtained from bituminous m	13.98
		7210	Rolled iron or non-alloy steel, >=600mm wide, clad	12.40
		3004	Medicaments of mixed or unmixed products, for reta	9.88
		1511	Palm oil and its fractions wheather or not refined	9.57
		1704	Sugar confectionery (incl. White chocolate), not c	5.05
		8471	Automatic data processing machines...; magnetic re	4.13
		2402	Cigars, cigarillos, cigarettes, etc, of tobacco or	4.10
		4819	Cartons, boxes, etc; box files, etc, of paper, pap	3.91
		6402	Other footwear with outer soles and uppers of rubb	3.30
		2501	Salt/pure sodium chloride whether or not cont ant-	3.09
		4911	Other printed matter, including printed pictures a	2.92
		3924	Tableware, kitchenware... And toilet articles, of	2.69
		6401	Waterproof footwear...	2.47
		2523	Portland cement, aluminous cement, persulphate cem	2.39
		4901	Printed books, brochures, leaflets and similar pri	2.35
		7306	Other tubes, pipes and hollow profiles of iron or	2.35
		2203	Beer made from malt	2.21
		8544	Insulated wire, cable, etc; optical fibre cables	1.95
		7211	Rolled iron or non-alloy steel, <600mm wide, not c	1.87
		7214	Iron/steel bars and rods, forged, etc (incl. Twist	1.85

Table 7a(Ctd): Intra-EAC Domestic Exports of the major twenty products, 2012 (US\$, million)

Partner State	Country of Destination	Hs Level	Description of Goods	2012
	Burundi	2 digits		
		72	Iron and steel.	14.06
		39	Plastics and articles thereof.	9.82
		73	Articles of iron or steel.	7.37
		25	Salt; sulphur; earths and stone; plastering materi	2.64
		32	Tanning or dyeing extracts; tannins and their deri	2.30
		34	Soap, organic surface-active agents, washing prepa	2.12
		17	Sugars and sugar confectionery.	2.09
		30	Pharmaceutical products.	2.02
		85	Electrical machinery and equipment and parts there	1.48
		48	Paper and paperboard; articles of paper pulp, of p	1.28
		31	Fertilisers.	1.04
		96	Miscellaneous manufactured articles.	1.01
		24	Tobacco and manufactured tobacco substitutes.	0.93
		15	Animal or vegetable fats and oils and their cleava	0.83
		28	Inorganic chemicals; organic or inorganic compound	0.82
		87	Vehicles other than railway or tramway rolling-sto	0.81
		84	Nuclear reactors, boilers, machinery and mechanica	0.76
		27	Mineral fuels, mineral oils and products of their	0.71
		76	Aluminium and articles thereof.	0.71
		33	Essential oils and resinoids; perfumery, cosmetic	0.68
		4 digits		
		7210	Rolled iron or non-alloy steel, >=600mm wide, clad	7.39
		3923	Articles for conveyance or packing of goods, of pl	7.15
		7306	Other tubes, pipes and hollow profiles of iron or	5.66
		7216	Angles, shapes and sections of iron or non-alloy s	3.20
		2523	Portland cement, aluminous cement, persulphate cem	2.14
		1704	Sugar confectionery (incl. White chocolate), not c	2.09
		7208	Hot-rolled iron or non-alloy steel, >=600mm wide	1.89
		3004	Medicaments of mixed or unmixed products, for reta	1.80
		3401	Soap; organic surface-active products in bars, etc	1.43
		3209	Paints and varnishes, in an aqueous medium	1.42
		3105	Mineral or chemical fertilizers, nes; other fertil	1.03
		2402	Cigars, cigarillos, cigarettes, etc, of tobacco or	0.93
		9608	Ball-point, felt tipped...pens and pencils and art	0.91
		7308	Iron/steel structures and parts thereof; plates, r	0.87
		7214	Iron/steel bars and rods, forged, etc (incl. Twist	0.66
		3405	Polishes and creams, etc, for footwear, etc, exclu	0.62
		8507	Electric accumulators (incl. Separators therefor)	0.58
		8544	Insulated wire, cable, etc; optical fibre cables	0.57
		1511	Palm oil and its fractions wheather or not refined	0.56
		3926	Other articles of plastics, nes	0.56
Rwanda	Kenya	2 digits		
		09	Coffee, tea, mate and spices	84.26
		41	Raw hides and skins (other than furskins) and leather	0.66
		72	Iron and steel	0.33
		84	Nuclear reactors, boilers, machinery and mechanical appliances; parts thereof	0.16
			Electrical machinery and equipment and parts thereof; sound recorders and reproducers, television image and sound recorders and reproducers, and parts and accessories of such articles	0.12
		85	Residues and waste from the food industries; prepared animal fodder	0.08
		23	Other made up textile articles; sets; worn clothing and worn textile articles; rags	0.07
		63	Products of the milling industry; malt; starches; inulin; wheat gluten	0.02
		11	Miscellaneous manufactured articles	0.02
		96	Optical, photographic, cinematographic, measuring, checking, precision, medical or surgical instruments and apparatus; parts and accessories thereof	0.02
		90	Paper and paperboard; articles of paper pulp, of paper or of paperboard	0.01
		48	Footwear, gaiters and the like; parts of such articles	0.01
		64	Vehicles other than railway or tramway rolling?stock, and parts and accessories thereof	0.01
		87	Pharmaceutical products	0.01
		30	Organic chemicals	0.01
		29		0.01

Table 7a(Ctd): Intra-EAC Domestic Exports of the major twenty products, 2012 (US\$, million)

Partner State	Country of Destination	Hs Level	Description of Goods	2012		
Rwanda	Kenya	97	Works of art, collectors' pieces and antiques	0.01		
		25	Salt; sulphur; earths and stone;plastering materials, lime and cement	0.00		
		33	Essential oils and resinoids; perfumery,cosmetic or toilet preparations	0.00		
			Mineral fuels, mineral oils and products of their distillation;bituminous substances; mineral waxes	0.00		
		27	Aircraft, spacecraft, and parts thereof	0.00		
		88		0.00		
		4 digits				
			0902	Tea, whether or not flavoured.	72.60	
			0901	Coffee, whether or not roasted or decaffeinated; coffee husks and skins; coffee substit	11.66	
			4101	Raw hides and skins of bovine (including buffalo) or equine animals (fresh, or salted, d	0.66	
			7214	Other bars and rods of iron or non-alloy steel, not further worked than forged, hot-roll	0.20	
			7208	Flat-rolled products of iron or non-alloy steel, of a width of 600 mm or more, hot-rolle	0.12	
			2302	Bran, sharps and other residues, whether or not in the form of pellets, derived from the	0.08	
			6309	Worn clothing and other worn articles.	0.07	
			8517	Electrical apparatus for line telephony or line telegraphy, including line telephone set	0.07	
			8471	Automatic data processing machines and units thereof; magnetic or optical readers, machi	0.06	
			8474	Machinery for sorting, screening, separating, washing, crushing, grinding, mixing or kne	0.05	
			8541	Diodes, transistors and similar semiconductor devices; photosensitive semiconductor devi	0.03	
			8420	Calendering or other rolling machines, other than for metals or glass, and cylinders the	0.03	
			8507	Electric accumulators, including separators therefor, whether or not rectangular (includ	0.02	
			9605	Travel sets for personal toilet, sewing or shoe or clothes cleaning.	0.02	
			1106	Flour, meal and powder of the dried leguminous vegetables of heading 07.13, of sago or o	0.02	
			9019	Mechano-therapy appliances; massage apparatus; psychological aptitude-testing apparatus;	0.02	
			8473	Parts and accessories (other than covers, carrying cases and the like) suitable for use	0.01	
			4820	Registers, account books, note books, order books, receipt books, letter pads, memorandu	0.01	
			6402	Other footwear with outer soles and uppers of rubber or plastics.	0.01	
			8701	Tractors (other than tractors of heading 87.09).	0.01	
		Tanzania	2 digits			
				26	Ores, slag and ash	122.99
				09	Coffee, tea, mate and spices	29.13
				11	Products of the milling industry; malt; starches;inulin; wheat gluten	2.34
				74	Copper and articles thereof	2.18
				96	Miscellaneous manufactured articles	1.53
				41	Raw hides and skins (other than furskins) and leather	0.94
				72	Iron and steel	0.45
				73	Articles of iron or steel	0.39
				10	Cereals	0.35
				81	Other base metals; cermet; articles thereof	0.26
				30	Pharmaceutical products	0.25
				07	Edible vegetables and certain roots and tubers	0.17
				84	Nuclear reactors, boilers, machineryand mechanical appliances; parts thereof	0.16
				63	Other made up textile articles; sets;worn clothing and worn textile articles; rags	0.11
				90	Optical, photographic,cinematographic, measuring, checking,precision, medical or surgical instrumentsand apparatus; parts and accessories thereof	0.10
					Electrical machinery and equipment and parts thereof;sound recorders and reproducers,television image and sound recorders and reproducers, andparts and accessories of such articles	0.07
				85		0.07
				44	Wood and articles of wood; wood charcoal	0.07
			31	Fertilisers	0.07	
			78	Lead and articles thereof	0.04	
			22	Beverages, spirits and vinegar	0.04	
			4 digits			
			2615	Niobium, tantalum, vanadium or zirconium ores and concentrates.	53.18	
			2609	Tin ores and concentrates.	46.14	
			0901	Coffee, whether or not roasted or decaffeinated; coffee husks and skins; coffee substit	29.13	
			2611	Tungsten ores and concentrates.	19.67	
			2610	Chromium ores and concentrates.	3.99	
			1103	Cereal groats, meal and pellets.	2.31	
			7404	Copper waste and scrap.	2.18	
			9605	Travel sets for personal toilet, sewing or shoe or clothes cleaning.	1.53	
			4103	Other raw hides and skins (fresh, or salted, dried, limed, pickled or otherwise preserve	0.92	
			1005	Maize (corn).	0.35	

Table 7a(Ctd): Intra-EAC Domestic Exports of the major twenty products, 2012 (US\$, million)

Partner State	Country of Destination	Hs Level	Description of Goods	2012		
Rwanda	Tanzania	8103	Tantalum and articles thereof, including waste and scrap.	0.26		
		3004	Medicaments (excluding goods of heading 30.02, 30.05 or 30.06) consisting of mixed or un	0.25		
		7206	Iron and non-alloy steel in ingots or other primary forms (excluding iron of heading 72.	0.24		
		7204	Ferrous waste and scrap; remelting scrap ingots of iron or steel.	0.20		
		7308	Structures (excluding prefabricated buildings of heading 94.06) and parts of structures	0.17		
		0701	Potatoes, fresh or chilled.	0.14		
		8430	Other moving, grading, levelling, scraping, excavating, tamping, compacting, extracting	0.12		
		7326	Other articles of iron or steel.	0.12		
		6309	Worn clothing and other worn articles.	0.11		
		9031	Measuring or checking instruments, appliances and machines, not specified or included el	0.10		
			Uganda	2 digits		
				09	Coffee, tea, mate and spices	41.83
				41	Raw hides and skins (other than furskins) and leather	8.02
			07	Edible vegetables and certain roots and tubers	0.98	
			63	Other made up textile articles; sets;worn clothing and worn textile articles; rags	0.74	
			72	Iron and steel	0.68	
			33	Essential oils and resinoids; perfumery,cosmetic or toilet preparations	0.50	
			87	Vehicles other than railway or tramway rolling?stock,and parts and accessories thereof	0.27	
			84	Nuclear reactors, boilers, machineryand mechanical appliances; parts thereof	0.25	
				Electrical machinery and equipment and parts thereof;sound recorders and reproducers,television image and sound recorders and reproducers, andparts and accessories of such articles	0.22	
			85		0.22	
			20	Preparations of vegetables, fruit, nuts or other parts of plants	0.21	
			11	Products of the milling industry; malt; starches;inulin; wheat gluten	0.20	
			39	Plastics and articles thereof	0.15	
			23	Residues and waste from the food industries;prepared animal fodder	0.15	
			22	Beverages, spirits and vinegar	0.13	
			73	Articles of iron or steel	0.12	
			82	Tools, implements, cutlery, spoons and forks, of base metal;parts thereof of base metal	0.10	
			30	Pharmaceutical products	0.09	
				Furniture; bedding, mattresses, mattress supports,cushions and similar stuffed furnishings; lamps andlighting fittings, not elsewhere specified or included;illuminated signs, illuminated name-plates and the lik	0.08	
			94		0.08	
			52	Cotton	0.07	
			08	Edible fruit and nuts; peel of citrus fruit or melons	0.06	
			4 digits			
			0901	Coffee, whether or not roasted or decaffeinated; coffee husks and skins; coffee substit	27.09	
			0902	Tea, whether or not flavoured.	14.73	
			4101	Raw hides and skins of bovine (including buffalo) or equine animals (fresh, or salted, d	4.25	
			4103	Other raw hides and skins (fresh, or salted, dried, limed, pickled or otherwise preserve	3.67	
			0708	Leguminous vegetables, shelled or unshelled, fresh or chilled.	0.88	
			6309	Worn clothing and other worn articles.	0.74	
			7204	Ferrous waste and scrap; remelting scrap ingots of iron or steel.	0.49	
			3304	Beauty or make-up preparations and preparations for the care of the skin (other than med	0.41	
			2009	Fruit juices (including grape must) and vegetable juices, unfermented and not containing	0.21	
			1101	Wheat or meslin flour.	0.20	
			7214	Other bars and rods of iron or non-alloy steel, not further worked than forged, hot-roll	0.19	
			8529	Parts suitable for use solely or principally with the apparatus of headings 85.25 to 85.	0.17	
			2302	Bran, sharps and other residues, whether or not in the form of pellets, derived from the	0.15	
			3917	Tubes, pipes and hoses, and fittings therefor (for example, joints, elbows, flanges), of	0.13	
			2203	Beer made from malt.	0.12	
			4102	Raw skins of sheep or lambs (fresh, or salted, dried, limed, pickled or otherwise preser	0.11	
			8430	Other moving, grading, levelling, scraping, excavating, tamping, compacting, extracting	0.11	
			7326	Other articles of iron or steel.	0.10	
			8701	Tractors (other than tractors of heading 87.09).	0.09	
			8703	Motor cars and other motor vehicles principally designed for the transport of persons (o	0.09	
	Burundi	2 digits				
			10	Cereals	1.47	
			72	Iron and steel	1.32	
			39	Plastics and articles thereof	1.18	
			07	Edible vegetables and certain roots and tubers	0.97	
			22	Beverages, spirits and vinegar	0.97	
			70	Ceramic products	0.73	

Table 7a(Ctd): Intra-EAC Domestic Exports of the major twenty products, 2012 (US\$, million)

Partner State	Country of Destination	Hs Level	Description of Goods	2012		
Rwanda	Burundi	25	Salt; sulphur; earths and stone;plastering materials, lime and cement	0.54		
		64	Footwear, gaiters and the like; parts of such articles	0.46		
		33	Essential oils and resinoids; perfumery,cosmetic or toilet preparations	0.40		
		84	Nuclear reactors, boilers, machineryand mechanical appliances; parts thereof	0.22		
		01	Live animals	0.18		
		73	Articles of iron or steel	0.18		
		94	Furniture; bedding, mattresses, mattress supports,cushions and similar stuffed furnishings; etc	0.16		
		11	Products of the milling industry; malt; starches;inulin; wheat gluten	0.09		
		76	Aluminium and articles thereof	0.08		
		19	Preparations of cereals, flour, starch or milk;pastrycooks' products	0.08		
			Dairy produce; birds' eggs; natural honey;edible products of animal origin,not elsewhere specified or included	0.07		
		04	Animal or vegetable fats and oils and their cleavage products;prepared edible fats;animal or vegetable waxes	0.06		
		15	Preparations of vegetables, fruit, nuts or other parts of plants	0.06		
		20	Tanning or dyeing extracts; tannins and their derivatives; dyes,pigments and other colouring matter;paints and varnishes; putty and other mastics; inks	0.06		
			4 digits			
		1005	Maize (corn).	1.46		
		7214	Other bars and rods of iron or non-alloy steel, not further worked than forged, hot-roll	1.23		
		3923	Articles for the conveyance or packing of goods, of plastics; stoppers, lids, caps and o	0.98		
		2203	Beer made from malt.	0.96		
		7010	Carboys, bottles, flasks, jars, pots, phials, ampoules and other containers, of glass, o	0.73		
		0713	Dried leguminous vegetables, shelled, whether or not skinned or split.	0.49		
		6402	Other footwear with outer soles and uppers of rubber or plastics.	0.34		
		2523	Portland cement, aluminous cement, slag cement, supersulphate cement and similar hydraul	0.32		
		0708	Leguminous vegetables, shelled or unshelled, fresh or chilled.	0.24		
		3305	Preparations for use on the hair.	0.23		
		0701	Potatoes, fresh or chilled.	0.22		
		2517	Pebbles, gravel, broken or crushed stone, of a kind commonly used for concrete aggregate	0.22		
		3925	Builders' ware of plastics, not elsewhere specified or included.	0.18		
		8431	Parts suitable for use solely or principally with the machinery of headings 84.25 to 84.	0.16		
		3304	Beauty or make-up preparations and preparations for the care of the skin (other than med	0.14		
		9403	Other furniture and parts thereof.	0.14		
		0102	Live bovine animals.	0.12		
		6404	Footwear with outer soles of rubber, plastics, leather or composition leather and uppers	0.11		
		1107	Malt, whether or not roasted.	0.07		
	7606	Aluminium plates, sheets and strip, of a thickness exceeding 0.2 mm.	0.07			
	Burundi	Kenya	2 digits			
			09	Coffee, Tea, Mate And Spices	12.071	
			41	Raw Hides And Skins (Other Than Furskins) And Leather	3.292	
			42	Articles of leather; saddlery and harness; travel goods, handbags and similar containers;	0.074	
				4 digits		
			0902	Tea	12.07	
		4101	Raw hides and skins of bovine or equine animals, not tanned	1.40		
		4103	Other raw hides and skins, fresh or preserved, not tanned, nes	1.20		
		4102	Raw skins of sheep or lambs, but not tanned	0.62		
		4112	Leather further prepared after tanning or crusting, including parchment-dressed leather, of sheep or lamb, without wool on, whether or not split, other than leather of heading 41.14.	0.08		
		4203	Articles of apparel and clothing accessories of leather	0.07		
		0901	Coffee; Coffee Husks And Skins; Coffee Substitutes	0.00		
		Tanzania				
		2 digits				
04		Tobacco And Manufactured Tobacco Substitutes	0.001			
07		Edible vegetables and certain roots and tubers.	0.000			
08		Edible fruit and nuts; peel of citrus fruit or melons.	0.071			
09		Coffee, tea, mate and spices	0.012			
10		Cereals	0.001			
12	Oil seeds and oleaginous fruits; miscellaneous grains, seeds and fruit; industrial or medicinal plants; straw and fodder.	0.001				
22	Beverages, Spirits And Vinegar	0.001				
24	Tobacco and manufactured tobacco substitutes.	0.708				

Table 7a(Ctd): Intra-EAC Domestic Exports of the major twenty products, 2012 (US\$, million)

Partner State	Country of Destination	Hs Level	Description of Goods	2012	
Burundi	Tanzania	26	Ores, slag and ash.	0.000	
		33	Essential Oils & Resinoids; Perf, Cosmetic/Toilet	0.000	
		34	Soap, Organic Surface-Active Agents, Washing Prep,	0.018	
		42	Articles of leather; saddlery and harness;travel goods, handbags and similar containers;articles	0.000	
		44	Cotton	0.081	
		47	Pulp of wood or of other fibrous cellulosic material; recovered (waste and scrap) paper or paperboard.	0.000	
		70	Glass and glassware.	0.023	
		72	Sugars and sugar confectionery.	0.003	
		73	Animal/Veg Fats & Oils & Their Cleavage Products;	0.001	
		81	Other base metals; cermets; articles thereof.	0.001	
		87	Vehicles other than railway or tramway rolling?stock,and parts and accessories thereof	0.000	
		89	Ships, boats and floating structures.	0.001	
			4 digits		
		0406	Cheese and curd	0.00	
		0803	Bananas	0.05	
		0804	Dates, figs, pineapples...etc, fresh or dried	0.02	
		0901	Coffee, whether or not roasted or decaffeinated; coffee husks and skins; coffee substit	0.01	
		0902	Tea, whether or not flavoured.	0.00	
		1007	Grain sorghum	0.00	
		1207	Other oil seeds and oleaginous fruits	0.00	
		2208	Undenatured ethyl alcohol of an alcoholic strength <80%; spirits, etc	0.00	
		2402	Cigars, cigarillos, cigarettes, etc, of tobacco or tobacco substitutes	0.71	
		3401	Soap; Organic Surface-Active Products In Bars, Etc	0.02	
		3404	Artificial waxes and prepared waxes	0.00	
		4403	Wood in the rough or roughly squared	0.01	
		4407	Wood sawn or chipped lengthwise, sliced or peeled, >6mm thick	0.04	
		4409	Wood, continuously shaped along any of its edges or faces	0.00	
		4413	Densified wood, in blocks, plates, strips or profile shapes	0.04	
		7001	Cullet and other waste of glass	0.02	
	7204	Ferrous waste and scrap; remelting scrap ingots of iron or steel.	0.00		
	7308	Iron/steel structures and parts thereof; plates, rods... Therefor	0.00		
	8112	Beryllium, chromium, germanium, vanadium... And articles thereof	0.00		
	8902	Fishing vessels etc	0.00		
	Uganda	2 digits			
			24	Tobacco and manufactured tobacco substitutes.	2.016
			09	Coffee, tea, mate and spices	1.496
			41	Raw hides and skins (other than furskins) and leather	0.100
			22	Beverages, spirits and vinegar.	0.022
			72	Iron and steel.	0.012
		44	Wood and articles of wood; wood charcoal.	0.001	
			4 digits		
		2402	Cigars, cigarillos, cigarettes, etc, of tobacco or tobacco substitutes	2.02	
		0901	Coffee, whether or not roasted or decaffeinated; coffee husks and skins; coffee substit	1.50	
		4101	Raw hides and skins of bovine (including buffalo) or equine animals (fresh, or salted, d	0.10	
		2203	Beer made from malt	0.02	
		7204	Ferrous waste and scrap; remelting scrap ingots of iron or steel.	0.01	
		4107	Leather of other animals, without hair on	0.00	
		4407	Wood sawn or chipped lengthwise, sliced or peeled, >6mm thick	0.00	
	2208	Undenatured ethyl alcohol of an alcoholic strength <80%; spirits, etc	0.00		
	Rwanda	2 digits			
			08	Edible fruit and nuts; peel of citrus fruit or melons.	0.009
			09	Coffee, tea, mate and spices	0.437
			15	Animal or vegetable fats and oils and their cleavage products; prepared edible fats; etc	0.060
			20	Preparations of vegetables, fruit, nuts or other parts of plants.	0.014
22			Beverages, spirits and vinegar.	0.004	
23			Residues and waste from the food industries;prepared animal fodder	0.003	
24			Tobacco and manufactured tobacco substitutes.	0.091	
25			Salt; sulphur; earths and stone; plastering materials, lime and cement.	0.003	
28			Inorganic chemicals; organic or inorganic compounds of precious metals, of rare-earth metals, of radioactive elements or of isotopes	0.003	

Table 7a(Ctd): Intra-EAC Domestic Exports of the major twenty products, 2012 (US\$, million)

Partner State	Country of Destination	Hs Level	Description of Goods	2012		
Burundi	Rwanda	30	Pharmaceutical products.	0.048		
		32	Tanning or dyeing extracts; tannins and their derivatives; dyes, pigments and other colouring matter; paints and varnishes; putty and other mastics; inks.	0.003		
		33	Essential oils and resinoids; perfumery, cosmetic or toilet preparations.	0.028		
		34	Soap, organic surface-active agents, washing preparations, lubricating preparations, etc.	3.168		
		39	Plastics and articles thereof.	0.064		
		41	Raw hides and skins (other than furskins) and leather	0.028		
		44	Wood and articles of wood; wood charcoal.	0.010		
		72	Iron and steel.	0.019		
		73	Articles of iron or steel.	0.038		
		96	Miscellaneous manufactured articles	0.004		
		98	Services	0.003		
				4 digits		
				0805	Citrus fruit, fresh or dried	0.01
				0901	Coffee, whether or not roasted or decaffeinated; coffee husks and skins; coffee substitu	0.44
				1511	Palm oil and its fractions wheather or not refined not chemically modified	0.06
				2009	Fruit juices (incl. Grape must) and vegetable juices, unfermented	0.01
				2203	Beer made from malt	0.00
				2306	Oil-cake and other solid residues, of vegetable fats	0.00
				2402	Cigars, cigarillos, cigarettes, etc, of tobacco or tobacco substitutes	0.09
				2518	Dolomite; dolomite roughly trimmed or merely cut; agglomerated dolomite	0.00
				3005	Wadding, gauze, etc with pharmaceutical substances or for retail sale	0.04
				3006	Pharmaceutical goods specified in note 3 to this chapter	0.01
				3215	Printing ink, writing or drawing ink and other inks	0.00
				3302	Mixtures of odoriferous substances used as raw materials in industry	0.03
				3401	Soap; organic surface-active products in bars, etc; paper with soap, etc	3.17
				3917	Tubes, pipes and hoses, and fittings therefor, of plastics	0.06
				4101	Raw hides and skins of bovine (including buffalo) or equine animals (fresh, or salted, d	0.03
				4420	Wood marquetry, inlaid wood; caskets of wood; ornaments of wood	0.01
				7204	Ferrous waste and scrap; remelting scrap ingots of iron or steel.	0.02
				7308	Iron/steel structures and parts thereof; plates, rods... Therefor	0.04
				9603	Brooms, brushes, hand-operated mechanical floor sweepers, etc...	0.00
				9801	Personnal effects	0.00
		Tanzania	Kenya	2 digits		
23	Residues & Waste From The Food Indust; Prepr Ani Fodder			42.98		
10	Cereals			27.31		
27	Mineral Fuels, Oils & Product Of Their Distillation; Etc			27.26		
08	Edible Fruit And Nuts; Peel Of Citrus Fruit Or Melons			25.74		
07	Edible Vegetables And Certain Roots And Tubers			24.47		
63	Other Made Up Textile Articles; Sets; Worn Clothing Etc			20.26		
48	Paper & Paperboard; Art Of Paper Pulp, Paper/Paperboard			20.11		
11	Prod Mill Indust; Malt; Starches; Insulin; Wheat Gluten			15.66		
90	Optical, Photo, Cine, Meas, Checking, Precision, Etc			15.31		
09	Coffee, Tea, Mate And Spices			15.28		
73	Articles Of Iron And Steel			9.02		
22	Beverages, Spirits And Vinegar			7.47		
59	Impregnated, Coated, Cover/Laminated Textile Fabric Etc			6.40		
03	Fish & Crustacean, Mollusc & Other Aquatic Invertebrate			6.38		
84	Nuclear Reactors, Boilers, Mchy & Mech Appliance; Parts			6.17		
52	Cotton			5.42		
44	Wood And Articles Of Wood; Wood Charcoal			5.29		
85	Electrical Mchy Equip Parts Thereof; Sound Recorder Etc			4.61		
39	Plastics And Articles Thereof			4.52		
25	Salt; Sulphur; Earth & Ston; Plastering Mat; Lime & Cem			4.42		
				4 digits		
				2306	Oil-Cake And Other Solid Residues, Of Vegetable Fats	42.66
				0805	Citrus Fruit, Fresh Or Dried	24.90
				1005	Maize(Corn)	21.62
				2711	Petroleum Gases And Other Gaseous Hydrocarbons	20.43
				4804	Uncoated Kraft Paper And Paperboard, In Rolls Or Sheets (Excl. 48.02+03)	16.84
				9025	Hydrometers... Thermometers, Pyrometers, Barometers, Hygrometers...	14.76
				0902	Tea	14.70

Table 7a(Ctd): Intra-EAC Domestic Exports of the major twenty products, 2012 (US\$, million)

Partner State	Country of Destination	Hs Level	Description of Goods	2012		
Tanzania	Kenya	1103	Cereal Groats, Meal And Pellets	12.99		
		0701	Potatoes, Fresh Or Chilled	12.83		
		6304	Other Furnishing Articles, Nes (Excl. Of 94.04)	10.26		
		0708	Leguminous Vegetables, Shelled Or Unshelled, Fresh Or Chilled	8.18		
		5906	Rubberized Textile Fabrics	6.33		
		7304	Tubes, Pipes And Hollow Profiles, Seamless, Of Iron (Excl. Cast), Steel	5.98		
		6305	Sacks And Bags, Used For Packing Goods	5.16		
		1007	Grain Sorghum	4.99		
		2203	Beer Made From Malt	4.38		
		2712	Petroleum Jelly; Paraffin Wax... And Other Mineral Waxes, Etc	4.35		
		6309	Worn Clothing	3.96		
		0305	Fish, Salted, Dried...; Smoked Fish; Fish Meal Fit For Human Consumption	3.87		
		7610	Aluminium Structures And Parts Of Structures; Plates, Rods... Therefor	3.50		
		Uganda	2 digits	10	Cereals	17.79
				27	Mineral Fuels, Oils & Product Of Their Distillation; Etc	6.75
				63	Other Made Up Textile Articles; Sets; Worn Clothing Etc	5.42
				48	Paper & Paperboard; Art Of Paper Pulp, Paper/Paperboard	4.66
				70	Glass And Glassware	3.83
				85	Electrical Mchy Equip Parts Thereof; Sound Recorder Etc	3.47
				22	Beverages, Spirits And Vinegar	3.28
				39	Plastics And Articles Thereof	2.54
				11	Prod Mill Indust; Malt; Starches; Insulin; Wheat Gluten	2.48
				84	Nuclear Reactors, Boilers, Mchy & Mech Appliance; Parts	2.41
				72	Iron And Steel	2.19
				56	Wadding, Felt & Nonwoven; Yarns; Twine, Cordage, Etc	2.01
				12	Oil Seed, Oleagi Fruits; Miscell Grain, Seed, Fruit Etc	0.98
				61	Art Of Apparel & Clothing Access, Knitted Or Crocheted	0.94
				69	Ceramic Products	0.86
15	Animal/Veg Fats & Oil & Their Cleavage Products; Etc			0.82		
03	Fish & Crustacean, Mollusc & Other Aquatic Invertebrate			0.69		
07	Edible Vegetables And Certain Roots And Tubers			0.64		
25	Salt; Sulphur; Earth & Ston; Plastering Mat; Lime & Cem			0.60		
17	Sugars And Sugar Confectionery			0.48		
				4 digits		
				1005	Maize(Corn)	14.94
				4819	Cartons, Boxes, Etc; Box Files, Etc, Of Paper, Paperboard, Etc	3.91
				7010	Carboys, Bottles, Flasks... Ampoules, Etc; Stoppers, Lids..., Of Glass	3.81
				6304	Other Furnishing Articles, Nes (Excl. Of 94.04)	3.45
				2711	Petroleum Gases And Other Gaseous Hydrocarbons	3.36
				8504	Electrical Transformers, Static Converters And Inductors	3.14
				2207	Ethyl Alcohol, Undenatured Of >=80% Alcohol, Denatured Spirits	3.11
		2710	Petroleum Oils And Oils Obtained From Bituminous Minerals, Other Than Crude	2.47		
		1108	Starches And Inulin	2.46		
		5607	Twine, Cordage, Rope And Cables	2.00		
		6305	Sacks And Bags, Used For Packing Goods	1.72		
		1006	Rice	1.42		
		3923	Articles For Conveyance Or Packing Of Goods, Of Plastics	1.22		
		7210	Rolled Iron Or Non-Alloy Steel, >=600Mm Wide, Clad, Plated Or Coated	1.18		
		6109	T-Shirts, Singlets And Other Vests, Knitted Or Crocheted	0.92		
		2712	Petroleum Jelly; Paraffin Wax... And Other Mineral Waxes, Etc	0.91		
		1512	Sunflower-Seed, Safflower Or Cotton-Seed Oil And Their Fractions	0.82		
		6907	Unglazed Ceramic Flags, Paving, Hearth Or Wall Tiles; Mozaic Cubes, Etc	0.82		
		1213	Cereal Straw And Husks	0.80		
		3920	Other Plates..., Of Plastics, Not Reinforced, Etc	0.74		
Burundi	2 digits	25	Salt; Sulphur; Earth & Ston; Plastering Mat; Lime & Cem	16.77		
		70	Glass And Glassware	7.22		
		39	Plastics And Articles Thereof	2.84		
		11	Prod Mill Indust; Malt; Starches; Insulin; Wheat Gluten	2.62		
		27	Mineral Fuels, Oils & Product Of Their Distillation; Etc	2.11		
		48	Paper & Paperboard; Art Of Paper Pulp, Paper/Paperboard	1.55		
		63	Other Made Up Textile Articles; Sets; Worn Clothing Etc	1.53		
		94	Furniture; Bedding, Mattress, Matt Support, Cushion Etc	1.51		

Table 7a(Ctd): Intra-EAC Domestic Exports of the major twenty products, 2012 (US\$, million)

Partner State	Country of Destination	Hs Level	Description of Goods	2012
---------------	------------------------	----------	----------------------	------

Tanzania	Burundi	72	Iron And Steel	1.46		
		12	Oil Seed, Oleagi Fruits; Miscell Grain, Seed, Fruit Etc	1.31		
		22	Beverages, Spirits And Vinegar	1.24		
		10	Cereals	1.02		
		33	Essential Oils & Resinoids; Perf, Cosmetic/Toilet Prep	0.88		
		34	Soap, Organic Surface-Active Agents, Washing Prep, Etc	0.78		
		84	Nuclear Reactors, Boilers, Mchy & Mech Appliance; Parts	0.74		
		19	Prep Of Cereal, Flour, Starch/Milk; Pastrycooks' Prod	0.62		
		31	Fertilisers	0.43		
		32	Tanning/Dyeing Extract; Tannins & Derivs; Pigm Etc	0.31		
		73	Articles Of Iron And Steel	0.20		
		15	Animal/Veg Fats & Oil & Their Cleavage Products; Etc	0.20		
		4 digits				
		2501	Salt/Pure Sodium Chloride Whether Or Not Cont Ant-Caking Agents;Seawater	9.82		
		7010	Carboys, Bottles, Flasks... Ampoules, Etc; Stoppers, Lids..., Of Glass	7.17		
	2523	Portland Cement, Aluminous Cement, Persulphate Cement, Etc	6.88			
	3923	Articles For Conveyance Or Packing Of Goods, Of Plastics	2.37			
	4820	Registers, Account Books, Etc; Albums For Samples, Of Paper, Paperboard	1.37			
	1101	Wheat Or Meslin Flour	1.33			
	9404	Mattress Supports; Articles Of Bedding, Sprung, Stuffed, Etc	1.33			
	1207	Other Oil Seeds And Oleaginous Fruits	1.27			
	2712	Petroleum Jelly; Paraffin Wax... And Other Mineral Waxes, Etc	1.23			
	7210	Rolled Iron Or Non-Alloy Steel, >=600Mm Wide, Clad, Plated Or Coated	1.20			
	1102	Cereal Flours, (Excl. Wheat Or Meslin)	1.16			
	1005	Maize(Corn)	0.81			
	3304	Beauty, Make-Up, Skin-Care (Incl. Suntan), Manicure... Preparations	0.80			
	2710	Petroleum Oils And Oils Obtained From Bituminous Minerals,Other Than Crude	0.78			
	3401	Soap; Organic Surface-Active Products In Bars, Etc; Paper With Soap,Etc	0.78			
	6304	Other Furnishing Articles, Nes (Excl. Of 94.04)	0.77			
	2207	Ethyl Alcohol, Undenatured Of >=80% Alcohol, Denatured Spirits	0.70			
	6305	Sacks And Bags, Used For Packing Goods	0.64			
	1905	Bread, Pastry, Cakes, Etc; Communion Wafers, Rice Paper, Etc	0.58			
	2202	Waters (Incl. Mineral And Aerated), With Added Sugar...(Incl. Sweetened)	0.49			
	Rwanda	2 digits				
		31	Fertilisers	9.63		
		25	Salt; Sulphur; Earth & Ston; Plastering Mat; Lime & Cem	9.06		
		17	Sugars And Sugar Confectionery	8.15		
		39	Plastics And Articles Thereof	6.49		
		72	Iron And Steel	5.87		
		27	Mineral Fuels, Oils & Product Of Their Distillation; Etc	5.08		
		10	Cereals	4.40		
		70	Glass And Glassware	3.94		
		12	Oil Seed, Oleagi Fruits; Miscell Grain, Seed, Fruit Etc	3.78		
		85	Electrical Mchy Equip Parts Thereof; Sound Recorder Etc	2.27		
		63	Other Made Up Textile Articles; Sets; Worn Clothing Etc	2.06		
		03	Fish & Crustacean, Mollusc & Other Aquatic Invertebrate	1.64		
		22	Beverages, Spirits And Vinegar	1.44		
33		Essential Oils & Resinoids; Perf, Cosmetic/Toilet Prep	1.44			
48		Paper & Paperboard; Art Of Paper Pulp, Paper/Paperboard	1.39			
07		Edible Vegetables And Certain Roots And Tubers	1.17			
11		Prod Mill Indust; Malt; Starches; Insulin; Wheat Gluten	0.89			
24		Tobacco And Manufactured Tobacco Substitutes	0.81			
19		Prep Of Cereal, Flour, Starch/Milk; Pastrycooks' Prod	0.52			
26		Ores, Slag And Ash	0.35			
4 digits						
3105		Mineral Or Chemical Fertilizers, Nes; Other Fertilizers; Goods =<10Kg	9.56			
2523		Portland Cement, Aluminous Cement, Persulphate Cement, Etc	9.04			
1701		Cane Or Beet Sugar And Chemically Pure Sucrose, In Solid Form	8.15			
3917		Tubes, Pipes And Hoses, And Fittings Therefor, Of Plastics	4.57			
7214		Iron/Steel Bars And Rods, Forged, Etc (Incl. Twisted), Uncoiled	4.26			
7010		Carboys, Bottles, Flasks... Ampoules, Etc; Stoppers, Lids..., Of Glass	3.59			
2712		Petroleum Jelly; Paraffin Wax... And Other Mineral Waxes, Etc	3.08			
1006		Rice	2.55			
6305	Sacks And Bags, Used For Packing Goods	2.04				

		1211	Plants And Parts Of Plants, Of A Kind Used In Perfumery, Pharmacy...Etc	1.84
		0305	Fish, Salted, Dried...; Smoked Fish; Fish Meal Fit For Human Consumption	1.60
		3924	Tableware, Kitchenware... And Toilet Articles, Of Plastics	1.51
		7213	Iron/Steel Bars Androds, Hot-Rolled, In Irregularly Wound Coils	1.43
		8502	Electric Generating Sets And Rotary Converters	1.34
		2202	Waters (Incl. Mineral And Aerated), With Added Sugar...(Incl. Sweetened)	1.31
		1001	Wheat And Meslin	1.11
		3304	Beauty, Make-Up, Skin-Care (Incl. Suntan), Manicure... Preparations	0.93
		2402	Cigars, Cigarillos, Cigarettes, Etc, Of Tobacco Or Tobacco Substitutes	0.81

Table 7a(Ctd): Intra-EAC Domestic Exports of the major twenty products, 2012 (US\$, million)

Partner State	Country of Destination	Hs Level	Description of Goods	2012
Tanzania	Rwanda	2711	Petroleum Gases And Other Gaseous Hydrocarbons	1.94
		1202	Ground-Nuts, Not Roasted Or Otherwise Cooked	1.93

Table 7b: Intra-EAC Domestic Exports of the major twenty products, 2013 (US\$, million)

Partner State	Country of Destination	Hs Level	Description of Goods	2013		
Uganda	Kenya	2 digits				
		09	Coffee, tea, mate and spices	85.39		
		24	Tobacco and manufactured tobacco substitutes	63.21		
		04	Dairy prod; birds' eggs; natural honey; edible prod nes	19.67		
		23	Residues & waste from the food indust; prepr ani fodder	17.78		
		27	Mineral fuels, oils & product of their distillation; etc	11.99		
		10	Cereals	11.79		
		07	Edible vegetables and certain roots and tubers	10.02		
		72	Iron and steel	7.73		
		44	Wood and articles of wood; wood charcoal	6.42		
		12	Oil seed, oleagi fruits; miscell grain, seed, fruit etc	4.89		
		15	Animal/veg fats & oils & their cleavage products; etc	4.49		
		41	Raw hides and skins (other than furskins) and leather	3.45		
		48	Paper & paperboard; art of paper pulp, paper/paperboard	2.76		
		16	Prep of meat, fish or crustaceans, molluscs etc	1.87		
		52	Cotton	1.56		
		22	Beverages, spirits and vinegar	1.56		
		17	Sugars and sugar confectionery	1.46		
		33	Essential oils & resinoids; perf, cosmetic/toilet prep	1.40		
		39	Plastics and articles thereof	1.35		
		55	Man-made staple fibres	1.00		
				4 digits		
				0902	Tea	83.73
				2401	Unmanufactured tobacco; tobacco refuse	63.18
				2716	Electrical energy	11.92
				1005	Maize(corn)	10.68
				0402	Milk and cream, concentrated or sweetened	10.52
				0401	Milk and cream, not concentrated or sweetened	8.91
				2302	Brans, sharps and other residues, derived from working of ceareals, etc	8.88
				0713	Dried leguminous vegetables, shelled	8.75
				2304	Oil-cake and other solid residues, of soya-bean	7.45
				7214	Iron/steel bars and rods, forged, etc (incl. Twisted), uncoiled	5.25
				1207	Other oil seeds and oleaginous fruits	3.86
			1512	Sunflower-seed, safflower or cotton-seed oil and their fractions	3.44	
			4104	Leather of bovine or equine animals, without hair on	2.96	
			4403	Wood in the rough or roughly squared	2.56	
			4410	Particle board and similar board of wood or other ligneous materials	2.45	
			1603	Extracts and juices of meat, fish and aquatic invertebrates	1.86	
			0901	Coffee; coffee husks and skins; coffee substitutes containing coffee	1.61	
			5203	Cotton, carded or combed	1.48	
			2306	Oil-cake and other solid residues, of vegetable fats	1.41	
			4404	Hoopwood; split poles; piles, etc; wooden sticks, etc; chipwood	1.40	
		Tanzania	2 digits			
			72	Iron and steel	8.86	
			27	Mineral fuels, oils & product of their distillation; etc	5.03	
			22	Beverages, spirits and vinegar	3.04	
			23	Residues & waste from the food indust; prepr ani fodder	2.42	

Table 7b(Ctd): Intra-EAC Domestic Exports of the major twenty products, 2013 (US\$, million)

Partner State	Country of Destination	Hs Level	Description of Goods	2013		
Uganda	Tanzania	33	Essential oils & resinoids; perf, cosmetic/toilet prep	1.90		
		24	Tobacco and manufactured tobacco substitutes	1.83		
		30	Pharmaceutical products	1.67		
		34	Soap, organic surface-active agents, washing prep, etc	1.33		
		10	Cereals	1.28		
		15	Animal/veg fats & oils & their cleavage products; etc	1.17		
		44	Wood and articles of wood; wood charcoal	0.76		
		04	Dairy prod; birds' eggs; natural honey; edible prod nes	0.53		
		87	Vehicles o/t railw/tramw roll-stock, pts & accessories	0.31		
		11	Prod mill indust; malt; starches; inulin; wheat gluten	0.27		
		73	Articles of iron or steel	0.25		
		84	Nuclear reactors, boilers, mchy & mech appliance; parts	0.21		
		39	Plastics and articles thereof	0.15		
		48	Paper & paperboard; art of paper pulp, paper/paperboard	0.12		
		85	Electrical mchy equip parts thereof; sound recorder etc	0.11		
		12	Oil seed, oleagi fruits; miscell grain, seed, fruit etc	0.07		
				4 digits		
				7210	Rolled iron or non-alloy steel, >=600mm wide, clad, plated or coated	7.66
				2716	Electrical energy	4.90
				2201	Waters, (incl. Mineral waters and aerated waters); ice and snow	2.62
			2304	Oil-cake and other solid residues, of soya-bean	2.02	
			3304	Beauty, make-up, skin-care (incl. Suntan), manicure... Preparations	1.89	
			3004	Medicaments of mixed or unmixed products, for retail sale	1.67	
			3401	Soap; organic surface-active products in bars, etc; paper with soap,etc	1.28	
			1005	Maize(corn)	1.24	
			2401	Unmanufactured tobacco; tobacco refuse	1.24	
			7216	Angles, shapes and sections of iron or non-alloy steel	1.06	
			1516	Animal or vegetable fats and oils and fractions, hydrogenated, etc	0.77	
			4403	Wood in the rough or roughly squared	0.66	
			2402	Cigars, cigarillos, cigarettes, etc, of tobacco or tobacco substitutes	0.59	
			0401	Milk and cream, not concentrated or sweetened	0.49	
			2202	Waters (incl. Mineral and aerated), with added sugar...(incl. Sweetened)	0.41	
			1511	Palm oil and its fractions	0.40	
			2306	Oil-cake and other solid residues, of vegetable fats	0.33	
			8704	Motor vehicles for the transport of goods	0.30	
			1104	Cereal grains otherwise worked (excl. Rice); germ of cereals	0.21	
			7306	Other tubes, pipes and hollow profiles of iron or steel, welded, nes	0.14	
		Rwanda	2 digits			
			25	Salt; sulphur; earth & ston; plastering mat; lime & cem	58.27	
	15		Animal/veg fats & oils & their cleavage products; etc	52.39		
	34		Soap, organic surface-active agents, washing prep, etc	14.50		
	72		Iron and steel	9.58		
	22		Beverages, spirits and vinegar	5.36		
	48		Paper & paperboard; art of paper pulp, paper/paperboard	5.29		
	39		Plastics and articles thereof	4.58		
	73		Articles of iron or steel	4.15		
	32		Tanning/dyeing extract; tannins & derivs; pigm etc	3.21		
	10	Cereals	3.13			

Table 7b(Ctd): Intra-EAC Domestic Exports of the major twenty products, 2013 (US\$, million)

Partner State	Country of Destination	Hs Level	Description of Goods	2013	
Uganda	Rwanda	33	Essential oils & resinoids; perf, cosmetic/toilet prep	3.07	
		44	Wood and articles of wood; wood charcoal	2.70	
		19	Prep of cereal, flour, starch/milk; pastrycooks' prod	1.50	
		30	Pharmaceutical products	1.39	
		20	Prep of vegetable, fruit, nuts or other parts of plants	1.04	
		76	Aluminium and articles thereof	0.93	
		85	Electrical mchy equip parts thereof; sound recorder etc	0.93	
		94	Furniture; bedding, mattress, matt support, cushion etc	0.92	
		03	Fish & crustacean, mollusc & other aquatic invertebrate	0.77	
		84	Nuclear reactors, boilers, mchy & mech appliance; parts	0.72	
		4 digits			
		2523	Portland cement, aluminous cement, persulphate cement, etc	58.23	
		1516	Animal or vegetable fats and oils and fractions, hydrogenated, etc	31.83	
		1511	Palm oil and its fractions	19.05	
		3401	Soap; organic surface-active products in bars, etc; paper with soap, etc	12.23	
		4819	Cartons, boxes, etc; box files, etc, of paper, paperboard, etc	3.60	
		7216	Angles, shapes and sections of iron or non-alloy steel	3.25	
		3208	Paints and varnishes based on polymers in a non-aqueous medium	3.14	
		1005	Maize(corn)	3.10	
		3304	Beauty, make-up, skin-care (incl. Suntan), manicure... Preparations	3.04	
		2208	Undenatured ethyl alcohol of an alcoholic strength <80%; spirits, etc	3.02	
		7214	Iron/steel bars and rods, forged, etc (incl. Twisted), uncoiled	2.90	
		7306	Other tubes, pipes and hollow profiles of iron or steel, welded, nes	2.53	
		3402	Non-soap surface-active agents; washing preparations, nes	2.24	
		3917	Tubes, pipes and hoses, and fittings therefor, of plastics	2.21	
		7208	Hot-rolled iron or non-alloy steel, >=600mm wide	1.76	
		1905	Bread, pastry, cakes, etc; communion wafers, rice paper, etc	1.50	
		2202	Waters (incl. Mineral and aerated), with added sugar...(incl. Sweetened)	1.44	
		1512	Sunflower-seed, safflower or cotton-seed oil and their fractions	1.27	
		3923	Articles for the of goods, of plastics; stopers, etc, of plastics	1.21	
		4820	Registers, account books, etc; albums for samples, of paper, paperboard	1.16	
		Burundi	2 digits		
		72	Iron and steel	8.16	
	25	Salt; sulphur; earth & ston; plastering mat; lime & cem	6.66		
	15	Animal/veg fats & oils & their cleavage products; etc	4.37		
	48	Paper & paperboard; art of paper pulp, paper/paperboard	3.58		
	24	Tobacco and manufactured tobacco substitutes	3.07		
	01	Live animals	2.29		
	39	Plastics and articles thereof	2.27		
	73	Articles of iron or steel	1.68		
	30	Pharmaceutical products	1.57		
	10	Cereals	1.22		
	33	Essential oils & resinoids; perf, cosmetic/toilet prep	1.18		
	32	Tanning/dyeing extract; tannins & derivs; pigm etc	0.62		
	34	Soap, organic surface-active agents, washing prep, etc	0.57		
	63	Other made up textile articles; sets; worn clothing etc	0.56		
	11	Prod mill indust; malt; starches; inulin; wheat gluten	0.55		
	64	Footwear, gaiters and the like; parts of such articles	0.49		

Table 7b(Ctd): Intra-EAC Domestic Exports of the major twenty products, 2013 (US\$, million)

Partner State	Country of Destination	Hs Level	Description of Goods	2013	
Uganda	Burundi	20	Prep of vegetable, fruit, nuts or other parts of plants	0.47	
		07	Edible vegetables and certain roots and tubers	0.45	
		44	Wood and articles of wood; wood charcoal	0.44	
		22	Beverages, spirits and vinegar	0.33	
			4 digits		
			2523	Portland cement, aluminous cement, persulphate cement, etc	6.63
			7210	Rolled iron or non-alloy steel, >=600mm wide, clad, plated or coated	4.57
				Registers, account books, etc; albums for samples, of paper, paperboard	3.11
			4820	Animal or vegetable fats and oils and fractions, hydrogenated, etc	3.07
			1516	Animal or vegetable fats and oils and fractions, hydrogenated, etc	3.07
			2401	Unmanufactured tobacco; tobacco refuse	3.04
			7214	Iron/steel bars and rods, forged, etc (incl. Twisted), uncoiled	2.00
			3923	Articles for conveyance or packing of goods, of plastics	1.79
			0102	Live bovine animals	1.43
			1005	Maize (corn)	1.22
				Palm oil and its fractions wheather or not refined not chemically modified	1.19
			1511	Palm oil and its fractions wheather or not refined not chemically modified	1.19
			3304	Beauty, make-up, skin-care (incl. Suntan), manicure... Preparations	1.18
			7306	Other tubes, pipes and hollow profiles of iron or steel, welded, nes	1.14
			3004	Medicaments of mixed or unmixed products, for retail sale	0.86
			7209	Cold-rolled iron or non-alloy steel, >=600mm wide	0.79
			7208	Hot-rolled iron or non-alloy steel, >=600mm wide	0.71
			3003	Medicaments with >=2 constituents mixed together, not for retail sale	0.67
			0101	Live horses, asses, mules and hinnies	0.67
			3208	Paints and varnishes based on polymers in a non-aqueous medium	0.62
			6305	Sacks and bags, used for packing goods	0.49
			2009	Fruit juices (incl. Grape must) and vegetable juices, unfermented	0.47
	Tanzania	Kenya	2 digits		
			84	Nuclear reactors, boilers, mchy & mech appliance; parts	30.00
			48	Paper & paperboard; art of paper pulp, paper/paperboard	29.00
			63	Other made up textile articles; sets; worn clothing etc	15.00
			11	Prod mill indust; malt; starches; insulin; wheat gluten	14.00
			23	Residues & waste from the food indust; prepr ani fodder	13.00
09			Coffee, tea, mate and spices	12.00	
10			Cereals	12.00	
27			Mineral fuels, oils & product of their distillation; etc	12.00	
85			Electrical mchy equip parts thereof; sound recorder etc	10.00	
73			Articles of iron and steel	7.00	
22			Beverages, spirits and vinegar	6.00	
17			Sugars and sugar confectionery	5.00	
25			Salt; sulphur; earth & ston; plastering mat; lime & cem	5.00	
03			Fish & crustacean, mollusc & other aquatic invertebrate	4.00	
24			Tobacco and manufactured tobacco substitutes	4.00	
44			Wood and articles of wood; wood charcoal	4.00	
52			Cotton	4.00	
56			Wadding, felt & nonwoven; yarns; twine, cordage, etc	4.00	
07			Edible vegetables and certain roots and tubers	3.00	
		15	Animal/veg fats & oil & their cleavage products; etc	3.00	

Table 7b(Ctd): Intra-EAC Domestic Exports of the major twenty products, 2013 (US\$, million)

Partner State	Country of Destination	Hs Level	Description of Goods	2013	
Tanzania	Kenya	4 digits			
		4804	Uncoated kraft paper and paperboard, in rolls or sheets (excl. 48.02+03)	21.00	
		8479	Machines and mechanical appliances, having individual functions, nes	21.00	
		1103	Cereal groats, meal and pellets	13.00	
		2306	Oil-cake and other solid residues, of vegetable fats	13.00	
		0902	Tea	12.00	
		8506	Primary cells and primary batteries	9.00	
		6305	Sacks and bags, used for packing goods	8.00	
		1006	Rice	7.00	
		2712	Petroleum jelly; paraffin wax... And other mineral waxes, etc	6.00	
		4821	Paper or paperboard labels of all kinds, whether or not printed	6.00	
		6304	Other furnishing articles, nes (excl. Of 94.04)	6.00	
		1005	Maize(corn)	5.00	
		2505	Natural sands of all kinds, (excl. Metal-bearing sands of chapter 26)	5.00	
		2401	Unmanufactured tobacco; tobacco refuse	4.00	
		4405	Wood wool; wood flour	4.00	
		5607	Twine, cordage, rope and cables	4.00	
		7306	Other tubes, pipes and hollow profiles of iron or steel, welded, nes	4.00	
		1512	Sunflower-seed, safflower or cotton-seed oil and their fractions	3.00	
		1701	Cane or beet sugar and chemically pure sucrose, in solid form	3.00	
		2203	Beer made from malt	3.00	
			Uganda	2 digits	
		84		Nuclear reactors, boilers, mchy & mech appliance; parts	13.00
		85		Electrical mchy equip parts thereof; sound recorder etc	10.00
		27		Mineral fuels, oils & product of their distillation; etc	8.00
		63		Other made up textile articles; sets; worn clothing etc	8.00
		48		Paper & paperboard; art of paper pulp, paper/paperboard	4.00
		70		Glass and glassware	4.00
		39		Plastics and articles thereof	3.00
		22		Beverages, spirits and vinegar	2.00
		10		Cereals	1.00
		12		Oil seed, oleagi fruits; miscell grain, seed, fruit etc	1.00
		15		Animal/veg fats & oil & their cleavage products; etc	1.00
	19	Prep of cereal, flour, starch/milk; pastrycooks' prod		1.00	
	23	Residues & waste from the food indust; prepr ani fodder		1.00	
	30	Pharmaceutical products	1.00		
	33	Essential oils & resinoids; perf, cosmetic/toilet prep	1.00		
	56	Wadding, felt & nonwoven; yarns; twine, cordage, etc	1.00		
	61	Art of apparel & clothing access, knitted or crocheted	1.00		
	72	Iron and steel	1.00		
	73	Articles of iron and steel	1.00		
	87	Vehicles o/t railw/tranw rool-stock, pts & accessories	1.00		
		4 digits			
		2710	Petroleum oils and oils obtained from bituminous minerals, other than crude	7.00	
		6304	Other furnishing articles, nes (excl. Of 94.04)	6.00	

Table 7b(Ctd): Intra-EAC Domestic Exports of the major twenty products, 2013 (US\$, million)

Partner State	Country of Destination	Hs Level	Description of Goods	2013
		8405	Producer gas or water gas generators; acetylene gas generators, etc	5.00
		8501	Electric motors and generators (excl. Generating sets)	5.00
		4819	Cartons, boxes, etc; box files, etc, of paper, paperboard, etc	4.00
		7010	Carboys, bottles, flasks... Ampoules, etc; stoppers, lids..., of glass	4.00
		8407	Spark-ignition reciprocating/rotary internal combustion piston engines	4.00
		8502	Electric generating sets and rotary converters	4.00
		2207	Ethyl alcohol, undenatured of >=80% alcohol, denatured spirits	2.00
		6305	Sacks and bags, used for packing goods	2.00
		1006	Rice	1.00
		1209	Seeds, fruits and spores, of a kind used for sowing	1.00
		1512	Sunflower-seed, safflower or cotton-seed oil and their fractions	1.00
		1902	Pasta, such as spaghetti, macaroni, noodles, lasagne, etc; couscous	1.00
		2304	Oil cake from soya bean oil	1.00
		2306	Oil-cake and other solid residues, of vegetable fats	1.00
		2712	Petroleum jelly; paraffin wax... And other mineral waxes, etc	1.00
		3004	Medicaments of mixed or unmixed products, for retail sale	1.00
		3304	Beauty, make-up, skin-care (incl. Suntan), manicure... Preparations	1.00
		3917	Tubes, pipes and hoses, and fittings therefor, of plastics	1.00
	Burundi	2 digits		
		39	Plastics and articles thereof	8.00
		25	Salt; sulphur; earth & ston; plastering mat; lime & cem	7.00
		10	Cereals	4.00
		63	Other made up textile articles; sets; worn clothing etc	4.00
		12	Oil seed, oleagi fruits; miscell grain, seed, fruit etc	3.00
		27	Mineral fuels, oils & product of their distillation; etc	3.00
		96	Miscellaneous manufactured articles	3.00
		44	Wood and articles of wood; wood charcoal	2.00
		48	Paper & paperboard; art of paper pulp, paper/paperboard	2.00
		87	Vehicles o/t railw/tranw rool-stock, pts & accessories	2.00
		15	Animal/veg fats & oil & their cleavage products; etc	1.00
		19	Prep of cereal, flour, starch/milk; pastrycooks' prod	1.00
		22	Beverages, spirits and vinegar	1.00
		24	Tobacco and manufactured tobacco substitutes	1.00
		31	Fertilisers	1.00
		33	Essential oils & resinoids; perf, cosmetic/toilet prep	1.00
	34	Soap, organic surface-active agents, washing prep, etc	1.00	
	72	Iron and steel	1.00	
	84	Nuclear reactors, boilers, mchy & mech appliance; parts	1.00	
	94	Furniture; bedding, mattress, matt support, cushion etc	1.00	
		4 digits		
		3923	Articles for conveyance or packing of goods, of plastics	8.00
		2523	Portland cement, aluminous cement, persulphate cement, etc	5.00
		1001	Wheat and meslin	3.00
		6304	Other furnishing articles, nes (excl. Of 94.04)	3.00
		9616	Scent sprays..., etc; powder-puffs and pads for cosmetics, etc	3.00
		2501	Salt/pure sodium chloride whether or not cont ant-caking agents; seawater	2.00

Table 7b(Ctd): Intra-EAC Domestic Exports of the major twenty products, 2013 (US\$, million)

Partner State	Country of Destination	Hs Level	Description of Goods	2013
		2712	Petroleum jelly; paraffin wax... And other mineral waxes, etc	2.00
		4415	Packing cases... Of wood; cable-drums of wood; pallets, etc, of wood	2.00
		8704	Motor vehicles for the transport of goods	2.00
		1005	Maize(corn)	1.00
		1201	Soya beans	1.00
		1207	Other oil seeds and oleaginous fruits	1.00
		1518	Inedible mixtures of animal or vegetable fats of nes specified	1.00
		1905	Bread, pastry, cakes, etc; communion wafers, rice paper, etc	1.00
		2207	Ethyl alcohol, undenatured of >=80% alcohol, denatured spirits	1.00
		2402	Cigars, cigarillos, cigarettes, etc, of tobacco or tobacco substitutes	1.00
		2710	Petroleum oils and oils obtained from bituminous minerals, other than crude	1.00
		3104	Mineral or chemical fertilizers, potassic	1.00
		3304	Beauty, make-up, skin-care (incl. Suntan), manicure... Preparations	1.00
		3401	Soap; organic surface-active products in bars, etc; paper with soap, etc	1.00
Tanzania	Rwanda	2 digits		
		31	Fertilisers	19.00
		10	Cereals	9.00
		25	Salt; sulphur; earth & ston; plastering mat; lime & cem	7.00
		07	Edible vegetables and certain roots and tubers	6.00
		27	Mineral fuels, oils & product of their distillation; etc	6.00
		12	Oil seed, oleagi fruits; miscell grain, seed, fruit etc	5.00
		70	Glass and glassware	5.00
		72	Iron and steel	5.00
		22	Beverages, spirits and vinegar	3.00
		39	Plastics and articles thereof	2.00
		52	Cotton	2.00
		63	Other made up textile articles; sets; worn clothing etc	2.00
		84	Nuclear reactors, boilers, mchy & mech appliance; parts	2.00
		03	Fish & crustacean, mollusc & other aquatic invertebrate	1.00
		19	Prep of cereal, flour, starch/milk; pastrycooks' prod	1.00
		32	Tanning/dyeing extract; tannins & derivs; pigm etc	1.00
		33	Essential oils & resinoids; perf, cosmetic/toilet prep	1.00
		48	Paper & paperboard; art of paper pulp, paper/paperboard	1.00
		73	Articles of iron and steel	1.00
		87	Vehicles o/t railw/tranw rool-stock, pts & accessories	1.00
		4 digits		
		3105	Mineral or chemical fertilizers, nes; other fertilizers; goods =<10kg	19.00
		2523	Portland cement, aluminous cement, persulphate cement, etc	7.00
		0708	Leguminous vegetables, shelled or unshelled, fresh or chilled	5.00
		7010	Carboys, bottles, flasks... Ampoules, etc; stoppers, lids..., of glass	5.00
		1006	Rice	4.00
		2712	Petroleum jelly; paraffin wax... And other mineral waxes, etc	4.00
		1001	Wheat and meslin	3.00
		1207	Other oil seeds and oleaginous fruits	3.00

Table 7b(Ctd): Intra-EAC Domestic Exports of the major twenty products, 2013 (US\$, million)

Partner State	Country of Destination	Hs Level	Description of Goods	2013
		2202	Waters (incl. Mineral and aerated), with added sugar...(incl. Sweetened)	3.00
		1005	Maize(corn)	2.00
		1211	Plants and parts of plants, of a kind used in perfumery, pharmacy...etc	2.00
		2710	Petroleum oils and oils obtained from bituminous minerals,	2.00
		3924	Tableware, kitchenware... And toilet articles, of plastics	2.00
		5208	Woven fabrics of cotton, with >=85% cotton, but <200g/m2	2.00
		6305	Sacks and bags, used for packing goods	2.00
		7213	Iron/steel bars and rods, hot-rolled, in irregularly wound coils	2.00
		7214	Iron/steel bars and rods, forged, etc (incl. Twisted), uncoiled	2.00
		0305	Fish, salted, dried...; smoked fish; fish meal fit for human consumption	1.00
		0702	Tomatoes, fresh or chilled.	1.00
		1202	Ground-nuts, not roasted or otherwise cooked	1.00
Rwanda	Kenya	2 digits		
		09	Coffee, tea, mate and spices	57.55
		26	Ores, slag and ash	0.45
		41	Raw hides and skins (other than furskins) and leather	0.22
		30	Pharmaceutical products	0.14
		84	Nuclear reactors, boilers, machinery and mechanical appliances; etc	0.11

Table 7b(Ctd): Intra-EAC Domestic Exports of the major twenty products, 2013 (US\$, million)

Partner State	Country of Destination	Hs Level	Description of Goods	2013		
Rwanda	Kenya	63	Other made up textile articles; sets;worn clothing and worn textile articles; rags	0.10		
		62	Articles of apparel and clothing accessories, not knitted or crocheted	0.06		
		11	Products of the milling industry; malt; starches; inulin; wheat gluten	0.05		
		90	Optical, photographic, cinematographic, measuring, checking, precision, medical etc	0.05		
		27	Mineral fuels, mineral oils and products of their distillation; bituminous substances; etc	0.03		
		88	Aircraft, spacecraft, and parts thereof	0.02		
		23	Residues and waste from the food industries; prepared animal fodder	0.02		
		85	Electrical machinery and equipment and parts thereof; sound recorders etc	0.02		
		12	Oil seeds and oleaginous fruits; miscellaneous grains, seeds and fruit; industrial etc	0.02		
		61	Articles of apparel and clothing accessories, knitted or crocheted	0.01		
		71	Natural or cultured pearls, precious or semi-precious stones, precious metals, etc	0.01		
		96	Miscellaneous manufactured articles	0.01		
		73	Articles of iron or steel	0.01		
		42	Articles of leather; saddlery and harness; travel goods, handbags and similar etc	0.00		
		72	Iron and steel	0.00		
		4 digits				
			0902	Tea, whether or not flavored.	45.06	
			0901	Coffee, whether or not roasted or decaffeinated; coffee husks and skins;	12.48	
			2609	Tin ores and concentrates.	0.45	
			4101	Raw hides and skins of bovine (including buffalo) or equine animals	0.16	
			3004	Medicaments (excluding goods of heading 30.02, 30.05 or 30.06) etc	0.14	
			6309	Worn clothing and other worn articles.	0.10	
			8470	Calculating machines and pocket-size data recording, etc	0.08	
		4103	Other raw hides and skins (fresh, or salted, dried, limed, pickled or otherwise preserve	0.06		
		9018	Instruments and appliances used in medical, surgical, dental or veterinary sciences,	0.05		
		1106	Flour, meal and powder of the dried leguminous vegetables of heading 07.13,	0.04		
		2711	Petroleum gases and other gaseous hydrocarbons.	0.03		
		6203	Men's or boys' suits, ensembles, jackets, blazers, trousers, etc	0.02		
		8803	Parts of goods of heading 88.01 or 88.02.	0.02		
		2302	Bran, sharps and other residues, whether or not in the form of pellets,	0.02		
		6204	Women's or girls' suits, ensembles, jackets, blazers, dresses, skirts, divided skirts, t	0.02		
		8471	Automatic data processing machines and units thereof; magnetic or optical readers,	0.02		
		1202	Ground-nuts, not roasted or otherwise cooked, whether or not shelled or broken.	0.02		
		8468	Machinery and apparatus for soldering, brazing or welding, etc	0.02		
		6205	Men's or boys' shirts.	0.01		
		8517	Electrical apparatus for line telephony or line telegraphy, including line etc	0.01		
		Tanzania	2 digits			
			26	Ores, slag and ash	186.60	
			09	Coffee, tea, mate and spices	21.01	
			73	Articles of iron or steel	16.02	
			11	Products of the milling industry; malt; starches; inulin; wheat gluten	1.68	

Table 7b(Ctd): Intra-EAC Domestic Exports of the major twenty products, 2013 (US\$, million)

Partner State	Country of Destination	Hs Level	Description of Goods	2013		
Rwanda	Tanzania	74	Copper and articles thereof	1.61		
		85	Electrical machinery and equipment and parts thereof; sound recorders and reproducers, television image etc	1.17		
		72	Iron and steel	1.01		
		84	Nuclear reactors, boilers, machinery and mechanical appliances; parts thereof	0.54		
		24	Tobacco and manufactured tobacco substitutes	0.46		
		63	Other made up textile articles; sets; worn clothing and worn textile articles; rags	0.46		
		87	Vehicles other than railway or tramway rolling stock, and parts and accessories thereof	0.31		
		44	Wood and articles of wood; wood charcoal	0.16		
		41	Raw hides and skins (other than furskins) and leather	0.14		
		31	Fertilisers	0.13		
		78	Lead and articles thereof	0.10		
		07	Edible vegetables and certain roots and tubers	0.08		
		96	Miscellaneous manufactured articles	0.06		
		39	Plastics and articles thereof	0.04		
		82	Tools, implements, cutlery, spoons and forks, of base metal; parts thereof of base metal	0.04		
		22	Beverages, spirits and vinegar	0.04		
		4 digits				
				2615	Niobium, tantalum, vanadium or zirconium ores and concentrates.	111.92
				2609	Tin ores and concentrates.	47.51
				2611	Tungsten ores and concentrates.	26.99
				0901	Coffee, whether or not roasted or decaffeinated; coffee husks and skins; coffee substitute	20.97
				7311	Containers for compressed or liquefied gas, of iron or steel.	15.94
			1103	Cereal groats, meal and pellets.	1.55	
			7405	Master alloys of copper.	1.22	
			7206	Iron and non-alloy steel in ingots or other primary forms etc	0.93	
			8517	Electrical apparatus for line telephony or line telegraphy, including line etc	0.52	
			2401	Unmanufactured tobacco; tobacco refuse.	0.46	
			6309	Worn clothing and other worn articles.	0.43	
			7404	Copper waste and scrap.	0.39	
				Parts suitable for use solely or principally with the apparatus of headings 85.25 to 85.	0.26	
			8529	Electric generating sets and rotary converters.	0.26	
			2610	Chromium ores and concentrates.	0.18	
			8704	Motor vehicles for the transport of goods.	0.17	
			4421	Other articles of wood.	0.16	
			4101	Raw hides and skins of bovine (including buffalo) or equine animals	0.14	
			8430	Other moving, grading, levelling, scraping, excavating, tamping, etc	0.13	
			3105	Mineral or chemical fertilisers containing two or three of the elements	0.13	
		Uganda	2 digits			
			09	Coffee, tea, mate and spices	34.33	
			26	Ores, slag and ash	19.39	
			41	Raw hides and skins (other than furskins) and leather	12.79	
			80	Tin and articles thereof	3.12	
			84	Nuclear reactors, boilers, machinery and mechanical appliances;	1.10	
			81	Other base metals; cermet; articles thereof	0.89	
			63	Other made up textile articles; sets; worn clothing and worn textile articles; etc	0.76	

Table 7b(Ctd): Intra-EAC Domestic Exports of the major twenty products, 2013 (US\$, million)

Partner State	Country of Destination	Hs Level	Description of Goods	2013		
Rwanda	Uganda	33	Essential oils and resinoids; perfumery,cosmetic or toilet preparations	0.57		
		52	Cotton	0.50		
		87	Vehicles other than railway or tramway rolling?Stock,and parts and accessories thereof	0.49		
		85	Electrical machinery and equipment and parts thereof;sound recorders and reproducers,television image etc	0.47		
		72	Iron and steel	0.43		
		07	Edible vegetables and certain roots and tubers	0.42		
		22	Beverages, spirits and vinegar	0.29		
		11	Products of the milling industry; malt; starches;inulin; wheat gluten	0.22		
		34	Soap, organic surface-active agents, washing preparations,lubricating preparations, artificial waxes, prepared waxes etc	0.21		
		39	Plastics and articles thereof	0.19		
		96	Miscellaneous manufactured articles	0.11		
		23	Residues and waste from the food industries;prepared animal fodder	0.11		
		68	Articles of stone, plaster, cement, asbestos,mica or similar materials	0.10		
		4 digits				
		0901	Coffee, whether or not roasted or decaffeinated; coffee husks and skins; coffee substitu	17.89		
		0902	Tea, whether or not flavoured.	16.44		
		2609	Tin ores and concentrates.	9.99		
	4101	Raw hides and skins of bovine (including buffalo) or equine animals etc	8.52			
	2615	Niobium, tantalum, vanadium or zirconium ores and concentrates.	6.92			
	4103	Other raw hides and skins (fresh, or salted, dried, limed, pickled or otherwise preserve	4.27			
	8001	Unwrought tin.	3.12			
	2611	Tungsten ores and concentrates.	2.02			
	8101	Tungsten (wolfram) and articles thereof, including waste and scrap.	0.88			
	6309	Worn clothing and other worn articles.	0.76			
	3304	Beauty or make-up preparations and preparations for the care of the skin (other than med	0.52			
	7204	Ferrous waste and scrap; remelting scrap ingots of iron or steel.	0.43			
	0713	Dried leguminous vegetables, shelled, whether or not skinned or split.	0.31			
	8429	Self-propelled bulldozers, angledozers, graders, levellers, scrapers, mechanical shovels	0.26			
	8477	Machinery for working rubber or plastics or for the manufacture of products	0.25			
	2617	Other ores and concentrates.	0.23			
	2203	Beer made from malt.	0.23			
	8703	Motor cars and other motor vehicles principally designed etr	0.22			
	2616	Precious metal ores and concentrates.	0.22			
	3401	Soap; organic surface-active products and preparations for use as soap, in the form of b	0.21			
		Burundi	2 digits			
		07	Edible vegetables and certain roots and tubers	2.34		
		94	Furniture; bedding, mattresses, mattress supports,cushions etc	2.33		
		39	Plastics and articles thereof	2.30		
		22	Beverages, spirits and vinegar	0.71		
		72	Iron and steel	0.70		
		10	Cereals	0.58		
		25	Salt; sulphur; earths and stone;plastering materials, lime and cement	0.48		
		11	Products of the milling industry; malt; starches;inulin; wheat gluten	0.39		

Table 7b(Ctd): Intra-EAC Domestic Exports of the major twenty products, 2013 (US\$, million)

Partner State	Country of Destination	Hs Level	Description of Goods	2013		
Rwanda	Burundi	33	Essential oils and resinoids; perfumery,cosmetic or toilet preparations	0.38		
		01	Live animals	0.36		
		21	Miscellaneous edible preparations	0.32		
		90	Optical, photographic,cinematographic, measuring, checking,precision, medical or surgical instrumentsand apparatus	0.27		
		84	Nuclear reactors, boilers, machineryand mechanical appliances; parts thereof	0.27		
		70	Ceramic products	0.21		
		85	Electrical machinery and equipment and parts thereof;sound recorders and reproducers,television image etc	0.15		
		29	Organic chemicals	0.14		
		20	Preparations of vegetables, fruit, nuts or other parts of plants	0.10		
		34	Soap, organic surface-active agents, washing preparations,lubricating preparations, artificial waxes, prepared waxes etc	0.08		
		04	Dairy produce; birds' eggs; natural honey;edible products of animal origin,not elsewhere specified or included	0.07		
		63	Other made up textile articles; sets;worn clothing and worn textile articles; rags	0.06		
		4 digits				
		9404	Mattress supports; articles of bedding and similar furnishing (for example, mattresses,	2.22		
		3923	Articles for the conveyance or packing of goods, of plastics; stoppers, lids, caps and o	2.03		
		0713	Dried leguminous vegetables, shelled, whether or not skinned or split.	1.12		
		0708	Leguminous vegetables, shelled or unshelled, fresh or chilled.	0.95		
	2203	Beer made from malt.	0.57			
	1005	Maize (com).	0.55			
	7214	Other bars and rods of iron or non-alloy steel, not further worked than forged, hot-roll	0.39			
	1102	Cereal flours other than of wheat or meslin.	0.38			
	2523	Portland cement, aluminous cement, slag cement, supersulphate cement and similar hydraul	0.35			
	0102	Live bovine animals.	0.34			
	7210	Flat-rolled products of iron or non-alloy steel, of a width of 600 mm or more, clad, pla	0.29			
	0701	Potatoes, fresh or chilled.	0.25			
	2103	Sauces and preparations therefor; mixed condiments and mixed seasonings; mustard flour a	0.21			
	3305	Preparations for use on the hair.	0.21			
	7010	Carboys, bottles, flasks, jars, pots, phials, ampoules and other containers, of glass, o	0.19			
	9031	Measuring or checking instruments, appliances and machines, not specified or included el	0.18			
	3304	Beauty or make-up preparations and preparations for the care of the skin (other than med	0.16			
	2929	Compounds with other nitrogen function.	0.14			
	2202	Waters, including mineral waters and aerated waters, containing added sugar or other swe	0.13			
	9403	Other furniture and parts thereof.	0.11			
Kenya	Uganda	2 digits				
		25	Salt; sulphur; earths and stone; plastering materi	84.59		
		72	Iron and steel.	55.39		
		39	Plastics and articles thereof.	47.62		
		22	Beverages, spirits and vinegar.	38.16		
		27	Mineral fuels, mineral oils and products of their	29.37		
		87	Vehicles other than railway or tramway rolling-sto	26.74		
48	Paper and paperboard; articles of paper pulp, of p	24.69				
30	Pharmaceutical products.	21.05				
44	Wood and articles of wood; wood charcoal.	20.94				

Table 7b(Ctd): Intra-EAC Domestic Exports of the major twenty products, 2013 (US\$, million)

Partner State	Country of Destination	Hs Level	Description of Goods	2013		
Kenya	Uganda	34	Soap, organic surface-active agents, washing prepa	20.58		
		17	Sugars and sugar confectionery.	16.94		
		73	Articles of iron or steel.	15.67		
		70	Glass and glassware.	12.79		
		64	Footwear, gaiters and the like; parts of such arti	12.73		
		76	Aluminum and articles thereof.	11.45		
		24	Tobacco and manufactured tobacco substitutes.	10.74		
		15	Animal or vegetable fats and oils and their cleava	10.47		
		49	Printed books, newspapers, pictures and other prod	10.43		
		28	Inorganic chemicals; organic or inorganic compound	10.09		
		21	Miscellaneous edible preparations.	9.84		
		4 digits				
		2523	Portland cement, aluminous cement, persulphate cem	56.48		
		7210	Rolled iron or non-alloy steel, >=600mm wide, clad	30.19		
		2710	Petroleum oils and oils obtained from bituminous m	22.96		
		2501	Salt/pure sodium chloride whether or not cont ant-	22.55		
		3923	Articles for conveyance or packing of goods, of pl	20.41		
		4412	Plywood, veneered panels and similar laminated woo	19.58		
		7209	Cold-rolled iron or non-alloy steel, >=600mm wide	18.94		
		1704	Sugar confectionery (incl. White chocolate), not c	16.49		
		2207	Ethyl alcohol, undenatured of >=80% alcohol, denat	15.21		
		3004	Medicaments of mixed or unmixed products, for reta	14.34		
		4819	Cartons, boxes, etc; box files, etc, of paper, pap	13.33		
	8716	Trailers and semi-trailers; other vehicles, not ma	13.07			
	2203	Beer made from malt	13.05			
	7010	Carboys, bottles, flasks... Ampoules, etc; stopper	12.00			
	2402	Cigars, cigarillos, cigarettes, etc, of tobacco or	10.74			
	3402	Non-soap surface-active agents; washing preparatio	10.19			
	8702	Public-transport type passenger motor vehicles	9.75			
	1517	Margarine; edible preparations of animal or vegeta	7.56			
	3401	Soap; organic surface-active products in bars, etc	7.23			
	8309	Stoppers, caps and lids, capsules for bottles... O	7.08			
	Tanzania		2 digits			
	15	Animal or vegetable fats and oils and their cleava	52.80			
	34	Soap, organic surface-active agents, washing prepa	31.83			
	25	Salt; sulphur; earths and stone; plastering materi	25.39			
	76	Aluminium and articles thereof.	23.77			
	39	Plastics and articles thereof.	22.35			
	17	Sugars and sugar confectionery.	20.98			
	30	Pharmaceutical products.	20.81			
	85	Electrical machinery and equipment and parts there	19.61			
	72	Iron and steel.	19.50			
	87	Vehicles other than railway or tramway rolling-sto	15.58			
	73	Articles of iron or steel.	12.31			
	28	Inorganic chemicals; organic or inorganic compound	12.31			
48	Paper and paperboard; articles of paper pulp, of p	11.26				
64	Footwear, gaiters and the like; parts of such arti	9.00				

Table 7b(Ctd): Intra-EAC Domestic Exports of the major twenty products, 2013 (US\$, million)

Partner State	Country of Destination	Hs Level	Description of Goods	2013		
Kenya	Tanzania	94	Furniture; bedding, mattresses, mattress supports,	8.85		
		84	Nuclear reactors, boilers, machinery and mechanica	8.41		
		04	Dairy produce; birds' eggs; natural honey; edible	7.94		
		33	Essential oils and resinoids; perfumery, cosmetic	6.89		
		83	Miscellaneous articles of base metal.	6.39		
		63	Other made up textile articles; sets; worn clothin	6.29		
		4 digits				
		1511	Palm oil and its fractions wheather or not refined	25.76		
		1704	Sugar confectionery (incl. White chocolate), not c	20.44		
		3004	Medicaments of mixed or unmixed products, for reta	20.16		
		3401	Soap; organic surface-active products in bars, etc	19.40		
		7615	Table, kitchen, household and sanitary articles...	18.20		
		2523	Portland cement, aluminous cement, persulphate cem	17.19		
		1516	Animal or vegetable fats and oils and fractions, h	17.14		
		3923	Articles for conveyance or packing of goods, of pl	16.18		
		8507	Electric accumulators (incl. Separators therefor)	13.00		
		7210	Rolled iron or non-alloy steel, >=600mm wide, clad	12.12		
		8716	Trailers and semi-trailers; other vehicles, not ma	9.93		
		3402	Non-soap surface-active agents; washing preparatio	9.32		
		2501	Salt/pure sodium chloride whether or not cont ant-	7.97		
		1517	Margarine; edible preparations of animal or vegeta	6.85		
		4819	Cartons, boxes, etc; box files, etc, of paper, pap	6.33		
		0401	Milk and cream, not concentrated or sweetened	6.10		
	8309	Stoppers, caps and lids, capsules for bottles... O	5.67			
	6402	Other footwear with outer soles and uppers of rubb	4.86			
	8702	Public-transport type passenger motor vehicles	4.76			
	2836	Carbonates; peroxocarbonates; commercial ammonium	4.65			
	Rwanda		2 digits			
	72	Iron and steel.	19.07			
	39	Plastics and articles thereof.	10.15			
	15	Animal or vegetable fats and oils and their cleava	8.44			
	48	Paper and paperboard; articles of paper pulp, of p	8.31			
	64	Footwear, gaiters and the like; parts of such arti	6.59			
	25	Salt; sulphur; earths and stone; plastering materi	5.84			
	24	Tobacco and manufactured tobacco substitutes.	5.37			
	85	Electrical machinery and equipment and parts there	5.29			
	49	Printed books, newspapers, pictures and other prod	4.51			
	30	Pharmaceutical products.	4.38			
	34	Soap, organic surface-active agents, washing prepa	3.94			
	27	Mineral fuels, mineral oils and products of their	3.92			
	73	Articles of iron or steel.	3.67			
	84	Nuclear reactors, boilers, machinery and mechanica	3.63			
	76	Aluminium and articles thereof.	3.55			
	17	Sugars and sugar confectionery.	3.55			
	10	Cereals.	2.74			
32	Tanning or dyeing extracts; tannins and their deri	2.67				
22	Beverages, spirits and vinegar.	2.66				
87	Vehicles other than railway or tramway rolling-sto	2.09				

Table 7b(Ctd): Intra-EAC Domestic Exports of the major twenty products, 2013 (US\$, million)

Partner State	Country of Destination	Hs Level	Description of Goods	2013	
Kenya	Rwanda	4 digits			
		7210	Rolled iron or non-alloy steel, >=600mm wide, clad	11.77	
		1511	Palm oil and its fractions wheather or not refined	6.87	
		2402	Cigars, cigarillos, cigarettes, etc, of tobacco or	5.37	
		6402	Other footwear with outer soles and uppers of rubb	4.25	
		4819	Cartons, boxes, etc; box files, etc, of paper, pap	4.11	
		4901	Printed books, brochures, leaflets and similar pri	3.96	
		3004	Medicaments of mixed or unmixed products, for reta	3.78	
		2710	Petroleum oils and oils obtained from bituminous m	3.62	
		3924	Tableware, kitchenware... And toilet articles, of	3.51	
		1704	Sugar confectionery (incl. White chocolate), not c	3.48	
		2501	Salt/pure sodium chloride whether or not cont ant-	3.39	
		7211	Rolled iron or non-alloy steel, <600mm wide, not c	2.97	
		8544	Insulated wire, cable, etc; optical fibre cables	2.85	
		4820	Registers, account books, etc; albums for samples,	2.74	
		7615	Table, kitchen, household and sanitary articles...	2.70	
	7214	Iron/steel bars and rods, forged, etc (incl. Twist	2.21		
	2523	Portland cement, aluminous cement, persulphate cem	2.12		
	3923	Articles for conveyance or packing of goods, of pl	1.75		
	6401	Waterproof footwear...	1.71		
	3917	Tubes, pipes and hoses, and fittings therefor, of	1.62		
		Burundi	2 digits		
			72	Iron and steel.	10.05
			31	Fertilisers.	9.38
			73	Articles of iron or steel.	4.44
			17	Sugars and sugar confectionery.	2.74
			34	Soap, organic surface-active agents, washing prepa	1.97
			32	Tanning or dyeing extracts; tannins and their deri	1.73
			48	Paper and paperboard; articles of paper pulp, of p	1.38
			27	Mineral fuels, mineral oils and products of their	1.36
			30	Pharmaceutical products.	1.23
			96	Miscellaneous manufactured articles.	1.21
			85	Electrical machinery and equipment and parts there	1.17
			64	Footwear, gaiters and the like; parts of such arti	0.93
			40	Rubber and articles thereof.	0.89
			25	Salt; sulphur; earths and stone; plastering materi	0.82
	33		Essential oils and resinoids; perfumery, cosmetic	0.73	
	76		Aluminium and articles thereof.	0.72	
	87		Vehicles other than railway or tramway rolling-sto	0.71	
	20		Preparations of vegetables, fruit, nuts or other p	0.70	
	28	Inorganic chemicals; organic or inorganic compound	0.65		
	15	Animal or vegetable fats and oils and their cleava	0.58		
		4 digits			
		3105	Mineral or chemical fertilizers, nes; other fertil	9.18	
		3923	Articles for conveyance or packing of goods, of pl	7.39	
		7210	Rolled iron or non-alloy steel, >=600mm wide, clad	5.87	
		7306	Other tubes, pipes and hollow profiles of iron or	3.87	
		1704	Sugar confectionery (incl. White chocolate), not c	2.74	

Table 7b(Ctd): Intra-EAC Domestic Exports of the major twenty products, 2013 (US\$, million)

Partner State	Country of Destination	Hs Level	Description of Goods	2013		
Kenya	Burundi	7216	Angles, shapes and sections of iron or non-alloy s	1.82		
		3401	Soap; organic surface-active products in bars, etc	1.28		
		7208	Hot-rolled iron or non-alloy steel, >=600mm wide	1.27		
		3209	Paints and varnishes, in an aqueous medium	1.22		
		9608	Ball-point, felt tipped...pens and pencils and art	1.17		
		2710	Petroleum oils and oils obtained from bituminous m	1.03		
		3004	Medicaments of mixed or unmixed products, for reta	0.96		
		3917	Tubes, pipes and hoses, and fittings therefor, of	0.92		
		4011	New pneumatic tyres, of rubber	0.82		
		6402	Other footwear with outer soles and uppers of rubb	0.81		
		4819	Cartons, boxes, etc; box files, etc, of paper, pap	0.74		
		2007	Jams, fruit jellies, marmalades, etc	0.62		
		8507	Electric accumulators (incl. Separators therefor)	0.60		
		7214	Iron/steel bars and rods, forged, etc (incl. Twist	0.59		
		3305	Preparations for use on the hair	0.54		
		Burundi	Kenya	2 digits		
				09	Coffee, tea, mate and spices	6.63
				41	Raw hides and skins (other than furskins) and leather	0.31
				42	Articles of leather; saddlery/harness; travel goods etc	-
84	Nuclear reactors, boilers, mchy & mech appliance, parts			0.03		
85	Electrical mchy equip parts thereof, sound recorder etc			0.00		
01	Live animals			0.00		
	4 digits					
	0902			Tea, whether or not flavoured.	6.627	
	7311			Not Specified	0.313	
	7108		Gold (including gold plated with platinum) unwrought or in semi-manufactured	0.219		
	4104		Tanned or crust hides and skins of bovine (including buffalo) etc	0.186		
	3917		Tubes, pipes and hoses, and fittings therefor (for example, joints, etc	0.093		
	4103		Other raw hides and skins (fresh, or salted, dried, limed, pickled etc	0.084		
	2302		Bran, sharps and other residues, whether or not in the form of pellets etc	0.051		
	4101		Raw hides and skins of bovine (including buffalo) or equine animals etc	0.036		
	7204		Ferrous waste and scrap; remelting scrap ingots of iron or steel.	0.030		
	8703		Motor cars and other motor vehicles principally designed for the transport etc	0.027		
	7010		Carboys, bottles, flasks, jars, pots, phials, ampoules and other containers, etc	0.015		
	3923		Articles for the conveyance or packing of goods, of plastics; stoppers, lids, etc	0.012		
	8473	Parts and accessories (other than covers, carrying cases and the like) etc	0.004			
	8482	Ball or roller bearings.	0.003			
	4408	Sheets for veneering (including those obtained by slicing laminated wood), etc	0.003			
	7307	Tube or pipe fittings (for example, couplings, elbows, sleeves), of iron or steel.	0.003			
	7308	Structures (excluding prefabricated buildings of heading 94.06) and parts of structures	0.003			
	7316	Not specified	0.003			
	7325	Other cast articles of iron or steel.	0.003			
	8409	Parts suitable for use solely or principally with the engines etc	0.003			
	Tanzania	2 digits				
		09	Coffee, tea, mate and spices	7.10		
		26	Ores, slag and ash	1.22		

Table 7b(Ctd): Intra-EAC Domestic Exports of the major twenty products, 2013 (US\$, million)

Partner State	Country of Destination	Hs Level	Description of Goods	2013		
Burundi	Tanzania	24	Tobacco and manufactured tobacco substitutes	1.16		
		85	Electrical mchy equip parts thereof, sound recorder etc	0.97		
		41	Raw hides and skins (other than furskins) and leather	0.52		
		70	Glass and glassware	0.11		
		72	Iron and steel	0.09		
		34	Soap, organic surface-active agents, washing prep, etc	0.09		
		87	Vehicles o/t railw/tranw rool-stock, pts & accessories	0.07		
		38	Miscellaneous chemical products	0.05		
		08	Edible fruit and nuts; peel of citrus fruit or melons	0.04		
		39	Plastics and articles thereof	0.02		
		22	Beverages, spirits and vinegar	0.02		
		76	Aluminium and articles thereof	0.02		
		11	Prod mill indust; malt; starches; insulin; wheat gluten	0.01		
		42	Articles of leather; saddlery/harness; travel goods etc	0.01		
		98	Effets personnels dépourvus de tout caractère commercial	0.01		
		84	Nuclear reactors, boilers, mchy & mech appliance, parts	0.01		
		32	Tanning/dyeing extract; tannins & derivs; pigm etc	0.01		
		81	Other base metals, cermets, articles thereof	0.01		
			4 digits			
			0902	Tea, whether or not flavoured.	3.80	
			0901	Coffee, whether or not roasted or decaffeinated; coffee husks and skins; coffee substit	3.30	
			2402	Cigars, cheroots, cigarillos and cigarettes, of tobacco or of tobacco substitutes.	1.16	
			8502	Electric generating sets and rotary converters.	0.96	
			2611		0.91	
			2617	Other ores and concentrates.	0.31	
			4112		0.30	
			4104	Tanned or crust hides and skins of bovine (including buffalo) or equine animals, without	0.20	
			7001	Cullet and other waste and scrap of glass; glass in the mass. Soap; organic surface-active products and preparations for use as soap, in the form of b	0.09	
			3401		0.09	
			7204	Ferrous waste and scrap; remelting scrap ingots of iron or steel.	0.09	
			8703	Motor cars and other motor vehicles principally designed for the transport of persons (o	0.06	
			3824	Prepared binders for foundry moulds or cores, chemical products, etc.	0.05	
		0803	Bananas, including plantains, fresh or dried.	0.04		
		7010	Carboys, bottles, flasks, jars, pots, phials, ampoules and containers, etc	0.02		
		3923	Articles for the conveyance or packing of goods, of plastics; stoppers, lids, etc	0.02		
		2203	Beer made from malt.	0.02		
		4101	Raw hides and skins of bovine (including buffalo) or equine animals etc	0.02		
		7604	Aluminium bars, rods and profiles.	0.02		
		1106	Flour, meal and powder of the dried leguminous vegetables etc	0.01		
		Uganda	2 digits			
			76	Aluminium and articles thereof	4.02	
			09	Coffee, tea, mate and spices	0.24	
		26	Ores, slag and ash	0.20		
		24	Tobacco and manufactured tobacco substitutes	0.15		
		52	Cotton	0.05		
		70	Glass and glassware	0.04		

Table 7b(Ctd): Intra-EAC Domestic Exports of the major twenty products, 2013 (US\$, million)

Partner State	Country of Destination	Hs Level	Description of Goods	2013		
Burundi	Uganda	72	Iron and steel	0.04		
		81	Other base metals, cermets, articles thereof	0.04		
		39	Plastics and articles thereof	0.04		
		04	Dairy prod; birds' eggs; natural honey; edible prod nes	0.02		
		84	Nuclear reactors, boilers, mchy & mech appliance, parts	0.02		
		08	Edible fruit and nuts; peel of citrus fruit or melons	0.01		
		41	Raw hides and skins (other than furskins) and leather	0.01		
		87	Vehicles o/t railw/tranw rool-stock, pts & accessories	0.01		
		29	Organic chemicals	0.00		
		73	Articles of iron and steel	0.00		
		79	Zinc and articles thereof	0.00		
		64	Footwear, gaiters and the like, parts of such articles	0.00		
			4 digits			
			7602	Containers for compressed or liquefied gas, of iron or steel	4.02	
			0901	Coffee, whether or not roasted or decaffeinated; coffee husks and skins;	0.24	
			2611		0.20	
			2402	Cigars, cheroots, cigarillos and cigarettes, of tobacco or of tobacco	0.15	
			5203	Cotton, carded or combed.	0.05	
			7010	Carboys, bottles, flasks, jars, pots, phials, ampoules and other containers,	0.04	
			7204	Ferrous waste and scrap; remelting scrap ingots of iron or steel.	0.04	
			8112	Beryllium, chromium, germanium, vanadium, gallium, hafnium, indium, niobium (columbium),	0.04	
			3923	Articles for the conveyance or packing of goods, of plastics; stoppers,	0.04	
		0402	Milk and cream, concentrated or containing added sugar or other	0.02		
		8422	Dish washing machines; machinery for cleaning or drying bottles or other	0.02		
		0810	Other fruit, fresh.	0.01		
		4101	Raw hides and skins of bovine (including buffalo) or equine animals etc	0.01		
		8708	Parts and accessories of the motor vehicles of headings 87.01 to 87.05.	0.01		
		2915	Saturated acyclic monocarboxylic acids and their anhydrides, halides, peroxides and pero	0.00		
		0910	Ginger, saffron, turmeric (curcuma), thyme, bay leaves, curry and other spices.	0.00		
		7208	Flat-rolled products of iron or non-alloy steel, of a width of 600 mm or more, hot-rolle	0.00		
		3925	Builders' ware of plastics, not elsewhere specified or included.	0.00		
		7311	Containers for compressed or liquefied gas, of iron or steel	0.00		
	8441	Other machinery for making up paper pulp, paper or paperboard, including cutting machine	0.00			
	Rwanda	2 digits				
		34	Soap, organic surface-active agents, washing prep, etc	2.80		
		09	Coffee, tea, mate and spices	1.22		
		72	Iron and steel	0.70		
		24	Tobacco and manufactured tobacco substitutes	0.68		
		26	Ores, slag and ash	0.54		
		52	Cotton	0.35		
		70	Glass and glassware	0.35		
		15	Animal/veg fats & oil & their cleavage products; etc	0.23		
		85	Electrical mchy equip parts thereof, sound recorder etc	0.22		
		87	Vehicles o/t railw/tranw rool-stock, pts & accessories	0.20		
		22	Beverages, spirits and vinegar	0.19		
		39	Plastics and articles thereof	0.18		

Table 7b(Ctd): Intra-EAC Domestic Exports of the major twenty products, 2013 (US\$, million)

Partner State	Country of Destination	Hs Level	Description of Goods	2013	
Burundi	Rwanda	73	Articles of iron and steel	0.16	
		19	Prep of cereal, flour, starch/milk; pastrycooks' prod	0.13	
		08	Edible fruit and nuts; peel of citrus fruit or melons	0.07	
		21	Miscellaneous edible preparations	0.07	
		41	Raw hides and skins (other than furskins) and leather	0.06	
		84	Nuclear reactors, boilers, mchy & mech appliance, parts	0.05	
		33	Essential oils & resinoids; perf, cosmetic/toilet prep	0.04	
		40	Rubber and articles thereof	0.03	
		4 digits			
		3401	Soap; organic surface-active products and preparations for use as soap, in the form of b	2.80	
		0901	Coffee, whether or not roasted or decaffeinated; coffee husks and skins; coffee	0.90	
		2402	Cigars, cheroots, cigarillos and cigarettes, of tobacco or of tobacco substitutes.	0.68	
		7214	Other bars and rods of iron or non-alloy steel, not further worked than forged, hot-roll	0.58	
		2615	Niobium, tantalum, vanadium or zirconium ores and concentrates.	0.54	
		7010	Carboys, bottles, flasks, jars, pots, phials, ampoules and other containers, of glass, o	0.35	
		0902	Tea, whether or not flavoured.	0.32	
		5208	Woven fabrics of cotton, Palm oil and its fractions, whether or not refined, but not chemically modified.	0.32	
		1511	Beer made from malt.	0.23	
		2203	Electrical insulators of any material.	0.19	
		8546	Articles for the conveyance or packing of goods, of plastics; stoppers, lids, caps and o	0.14	
		3923	Motor cars and other motor vehicles principally designed for the transport of persons	0.14	
		8703	Malt extract; food preparations of flour, groats, meal, starch or malt extract, not cont	0.13	
		1901	Ferrous waste and scrap; remelting scrap ingots of iron or steel.	0.11	
		7204	Food preparations not elsewhere specified or included.	0.07	
		2106	Containers for compressed or liquefied gas, of iron or steel	0.07	
		7311	Other fruit, fresh.	0.07	
		0810	Tube or pipe fittings (for example, couplings, elbows, sleeves), of iron or steel.	0.06	
		7307	Raw hides and skins of bovine (including buffalo) or equine animals (fresh, or salted, d	0.06	
		4101		0.05	

Table 7c: Intra-EAC Domestic Exports of the major twenty products, 2013 compared to 2012 (US\$, million)

Partner State	Country of Destination	Hs Level	Description of Goods	2012	2013	2013/2012 % change	
Uganda	Kenya	2 digits					
		09	Coffee, tea, mate and spices	74.85	85.39	14.07	
		24	Tobacco and manufactured tobacco substitutes	14.68	63.21	330.70	
		04	Dairy prod; birds' eggs; natural honey; edible prod nes	14.01	19.67	40.39	
		23	Residues & waste from the food indust; prepr ani fodder	12.95	17.78	37.31	
		27	Mineral fuels, oils & product of their distillation; etc	10.24	11.99	17.12	
		10	Cereals	17.63	11.79	(33.14)	
		07	Edible vegetables and certain roots and tubers	10.47	10.02	(4.31)	
		72	Iron and steel	3.19	7.73	142.11	
		44	Wood and articles of wood; wood charcoal	3.48	6.42	84.25	
		12	Oil seed, oleagi fruits; miscell grain, seed, fruit etc	4.51	4.89	8.61	
		15	Animal/veg fats & oils & their cleavage products; etc	3.54	4.49	26.81	
		41	Raw hides and skins (other than furskins) and leather	2.75	3.45	25.49	
		48	Paper & paperboard; art of paper pulp, paper/paperboard	2.59	2.76	6.71	
		16	Prep of meat, fish or crustaceans, molluscs etc	0.03	1.87	-	
		52	Cotton	2.09	1.56	(25.37)	
		22	Beverages, spirits and vinegar	1.34	1.56	15.97	
		17	Sugars and sugar confectionery	25.10	1.46	(94.18)	
		33	Essential oils & resinoids; perf, cosmetic/toilet prep	0.80	1.40	75.65	
		39	Plastics and articles thereof	0.36	1.35	276.14	
		55	Man-made staple fibres	-	1.00	-	
		4 digits					
		0902	Tea	72.41	83.73	15.64	
		2401	Unmanufactured tobacco; tobacco refuse	14.65	63.18	331.14	
		2716	Electrical energy	10.21	11.92	16.77	
		1005	Maize(corn)	16.53	10.68	(35.38)	
		0402	Milk and cream, concentrated or sweetened	9.19	10.52	14.43	
		0401	Milk and cream, not concentrated or sweetened	4.42	8.91	101.62	
		2302	Brans, sharps and other residues, etc	7.59	8.88	16.90	
		0713	Dried leguminous vegetables, shelled	9.96	8.75	(12.10)	
		2304	Oil-cake and other solid residues, of soya-bean	1.81	7.45	312.12	
		7214	Iron/steel bars and rods, forged, etc (incl. Twisted), uncoiled	0.09	5.25	-	
		1207	Other oil seeds and oleaginous fruits	2.21	3.86	74.76	
		1512	Sunflower-seed, safflower or cotton-seed oil and their fractions	2.12	3.44	62.81	
		4104	Leather of bovine or equine animals, without hair on	2.08	2.96	42.47	
		4403	Wood in the rough or roughly squared	0.92	2.56	177.10	
		4410	Particle board and similar board of wood or other ligneous materials	2.13	2.45	15.18	
		1603	Extracts and juices of meat, fish and aquatic invertebrates	-	1.86	-	
		0901	Coffee; coffee husks and skins; coffee substitutes etc	2.08	1.61	(22.55)	
		5203	Cotton, carded or combed	2.05	1.48	(27.97)	
		2306	Oil-cake and other solid residues, of vegetable fats	3.21	1.41	(56.10)	
		4404	Hoopwood; split poles; piles, etc; wooden sticks, etc; chipwood	0.27	1.40	418.57	
			Tanzania				
				72	Iron and steel	8.38	8.86
		27	Mineral fuels, oils & product of their distillation; etc	5.94	5.03	(15.44)	

Table 7c(Ctd): Intra-EAC Domestic Exports of the major twenty products, 2013 compared to 2012 (US\$, million)

Partner State	Country of Destination	Hs Level	Description of Goods	2012	2013	2013/2012 % change
Uganda	Tanzania	22	Beverages, spirits and vinegar	3.47	3.04	(12.48)
		23	Residues & waste from the food indust; prepr ani fodder	0.51	2.42	373.93
		33	Essential oils & resinoids; perf, cosmetic/toilet prep	2.06	1.90	(7.72)
		24	Tobacco and manufactured tobacco substitutes	0.91	1.83	100.74
		30	Pharmaceutical products	0.09	1.67	-
		34	Soap, organic surface-active agents, washing prep, etc	3.37	1.33	(60.53)
		10	Cereals	2.26	1.28	(43.55)
		15	Animal/veg fats & oils & their cleavage products; etc	3.19	1.17	(63.25)
		44	Wood and articles of wood; wood charcoal	0.92	0.76	(17.29)
		04	Dairy prod; birds' eggs; natural honey; edible prod nes	0.43	0.53	21.58
		87	Vehicles o/t railw/tramw roll-stock, pts & accessories	0.32	0.31	(3.29)
		11	Prod mill indust; malt; starches; inulin; wheat gluten	0.07	0.27	269.90
		73	Articles of iron or steel	0.68	0.25	(62.73)
		84	Nuclear reactors, boilers, mchy & mech appliance; parts	1.52	0.21	(86.23)
		39	Plastics and articles thereof	0.11	0.15	39.30
		48	Paper & paperboard; art of paper pulp, paper/paperboard	0.25	0.12	(49.82)
		85	Electrical mchy equip parts thereof; sound recorder etc	1.20	0.11	(90.65)
		12	Oil seed, oleagi fruits; miscell grain, seed, fruit etc	0.23	0.07	(67.30)
		Tanzania	4 digit	7210	Rolled iron or non-alloy steel, >=600mm wide, clad, plated etc	8.04
2716	Electrical energy			5.82	4.90	(15.70)
2201	Waters, (incl. Mineral waters and aerated waters); ice and snow			0.27	2.62	879.92
2304	Oil-cake and other solid residues, of soya-bean			0.35	2.02	472.77
3304	Beauty, make-up, skin-care (incl. Suntan), manicure... Preparations			2.04	1.89	(7.21)
3004	Medicaments of mixed or unmixed products, for retail sale			0.09	1.67	1,861.07
3401	Soap; organic surface-active products in bars, etc; paper with soap,etc			3.30	1.28	(61.28)
1005	Maize(corn)			2.25	1.24	(44.79)
2401	Unmanufactured tobacco; tobacco refuse			0.66	1.24	89.09
7216	Angles, shapes and sections of iron or non-alloy steel			0.14	1.06	661.87
1516	Animal or vegetable fats and oils and fractions, hydrogenated, etc			2.19	0.77	(64.94)
4403	Wood in the rough or roughly squared			0.62	0.66	7.11
2402	Cigars, cigarillos, cigarettes, etc, of tobacco or tobacco substitutes			0.25	0.59	130.79
0401	Milk and cream, not concentrated or sweetened			0.32	0.49	52.44
2202	Waters (incl. Mineral and aerated), with added sugar.etc			3.16	0.41	(86.94)
1511	Palm oil and its fractions			0.32	0.40	22.70
2306	Oil-cake and other solid residues, of vegetable fats			0.16	0.33	106.37
8704	Motor vehicles for the transport of goods			-	0.30	-
1104	Cereal grains otherwise worked (excl. Rice); germ of cereals			-	0.21	-
7306	Other tubes, pipes and hollow profiles of iron or steel, welded, nes	0.63	0.14	(77.90)		
Rwanda	2 digit	25	Salt; sulphur; earth & ston; plastering mat; lime & cem	53.62	58.27	8.66
		15	Animal/veg fats & oils & their cleavage products; etc	58.83	52.39	(10.95)
		34	Soap, organic surface-active agents, washing prep, etc	16.22	14.50	(10.62)
		72	Iron and steel	7.43	9.58	28.97
		22	Beverages, spirits and vinegar	3.89	5.36	37.56

Table 7c(Ctd): Intra-EAC Domestic Exports of the major twenty products, 2013 compared to 2012 (US\$, million)

Partner State	Country of Destination	Hs Level	Description of Goods	2012	2013	2013/2012 % change		
Uganda	Rwanda	48	Paper & paperboard; art of paper pulp, paper/paperboard	4.35	5.29	21.69		
		39	Plastics and articles thereof	3.48	4.58	31.50		
		73	Articles of iron or steel	5.02	4.15	(17.40)		
		32	Tanning/dyeing extract; tannins & derivs; pigm etc	4.02	3.21	(19.95)		
		10	Cereals	1.89	3.13	65.44		
		33	Essential oils & resinoids; perf, cosmetic/toilet prep	2.53	3.07	21.41		
		44	Wood and articles of wood; wood charcoal	2.62	2.70	3.11		
		19	Prep of cereal, flour, starch/milk; pastrycooks' prod	2.57	1.50	(41.37)		
		30	Pharmaceutical products	1.68	1.39	(17.61)		
		20	Prep of vegetable, fruit, nuts or other parts of plants	1.08	1.04	(3.82)		
		76	Aluminium and articles thereof	0.88	0.93	6.44		
		85	Electrical mchy equip parts thereof; sound recorder etc	0.39	0.93	137.52		
		94	Furniture; bedding, mattress, matt support, cushion etc	0.75	0.92	22.93		
		03	Fish & crustacean, mollusc & other aquatic invertebrate	0.50	0.77	54.29		
		84	Nuclear reactors, boilers, mchy & mech appliance; parts	0.70	0.72	2.38		
		Burundi	4 digit	2523	Portland cement, aluminous cement, persulphate cement, etc	53.4	58.2	8.88
				1516	Animal or vegetable fats and oils and fractions, hydrogenated, etc	29.2	31.8	8.88
				1511	Palm oil and its fractions	25.8	19.0	(26.35)
				3401	Soap; organic surface-active products in bars, etc; paper with soap,etc	6	5	(10.92)
4819	Cartons, boxes, etc; box files, etc, of paper, paperboard, etc			13.7	12.2	(10.92)		
7216	Angles, shapes and sections of iron or non-alloy steel			3	3	(10.92)		
3208	Paints and varnishes based on polymers in a non-aqueous medium			3.18	3.60	13.17		
1005	Maize(corn)			1.66	3.25	96.12		
3304	Beauty, make-up, skin-care (incl. Suntan), manicure... Preparations			3.62	3.14	(13.27)		
2208	Undenatured ethyl alcohol of an alcoholic strength <80%; spirits, etc			1.89	3.10	64.14		
7214	Iron/steel bars and rods, forged, etc (incl. Twisted), uncoiled			2.53	3.04	20.26		
7306	Other tubes, pipes and hollow profiles of iron or steel, welded, nes			2.68	3.02	12.67		
3402	Non-soap surface-active agents; washing preparations, nes			2.96	2.90	(2.18)		
3917	Tubes, pipes and hoses, and fittings therefor, of plastics			3.34	2.53	(24.28)		
7208	Hot-rolled iron or non-alloy steel, >=600mm wide			2.40	2.24	(6.40)		
1905	Bread, pastry, cakes, etc; communion wafers, rice paper, etc			1.92	2.21	14.87		
2202	Waters (incl. Mineral and aerated), with added sugar..etc			1.30	1.76	34.65		
1512	Sunflower-seed, safflower or cotton-seed oil and their fractions			2.39	1.50	(37.11)		
3923	Articles for the of goods, of plastics; stopers, etc, of plastics			0.28	1.44	405.31		
4820	Registers, account books, etc; albums for samples, of paper, etc	3.57	1.27	(64.61)				
Burundi	2 digits	72	Iron and steel	0.66	1.21	82.47		
		25	Salt; sulphur; earth & ston; plastering mat; lime & cem	8.38	8.16	(2.64)		
		15	Animal/veg fats & oils & their cleavage products; etc	3.89	6.66	71.43		
		48	Paper & paperboard; art of paper pulp, paper/paperboard	4.41	4.37	(0.95)		
		24	Tobacco and manufactured tobacco substitutes	3.44	3.58	4.18		
		01	Live animals	2.53	3.07	21.14		
Burundi	2 digits	39	Plastics and articles thereof	1.03	2.29	123.01		
		73	Articles of iron or steel	2.18	2.27	4.41		

Table 7c(Ctd): Intra-EAC Domestic Exports of the major twenty products, 2013 compared to 2012 (US\$, million)

Partner State	Country of Destination	Hs Level	Description of Goods	2012	2013	2013/2012 % change	
Uganda	Burundi	30	Pharmaceutical products	0.69	1.57	128.72	
		10	Cereals	0.04	1.22	3,216.12	
		33	Essential oils & resinoids; perf, cosmetic/toilet prep	0.69	1.18	70.36	
		32	Tanning/dyeing extract; tannins & derivs; pigm etc	0.87	0.62	(28.90)	
		34	Soap, organic surface-active agents, washing prep, etc	0.18	0.57	218.59	
		63	Other made up textile articles; sets; worn clothing etc	0.66	0.56	(15.88)	
		11	Prod mill indust; malt; starches; inulin; wheat gluten	0.02	0.55	3,424.40	
		64	Footwear, gaiters and the like; parts of such articles	0.47	0.49	4.61	
		20	Prep of vegetable, fruit, nuts or other parts of plants	0.40	0.47	17.12	
		07	Edible vegetables and certain roots and tubers	0.01	0.45	5,106.24	
		44	Wood and articles of wood; wood charcoal	0.23	0.44	93.00	
	22	Beverages, spirits and vinegar	0.38	0.33	(14.67)		
		4 digits					
		2523	Portland cement, aluminous cement, persulphate cement, etc	3.88	6.63	70.87	
		7210	Rolled iron or non-alloy steel, >=600mm wide, clad, plated or coated	6.53	4.57	(30.10)	
		4820	Registers, account books, etc; albums for samples, of paper, etc	2.95	3.11	5.27	
		1516	Animal or vegetable fats and oils and fractions, hydrogenated, etc	3.23	3.07	(4.92)	
		2401	Unmanufactured tobacco; tobacco refuse	2.53	3.04	20.07	
		7214	Iron/steel bars and rods, forged, etc (incl. Twisted), uncoiled	0.83	2.00	140.09	
		3923	Articles for conveyance or packing of goods, of plastics	1.82	1.79	(1.39)	
		0102	Live bovine animals	0.51	1.43	180.78	
		1005	Maize (corn).	0.04	1.22	3,198.02	
		1511	Palm oil and its fractions wheather or not refined not chemically modified	1.07	1.19	11.40	
		3304	Beauty, make-up, skin-care (incl. Suntan), manicure... Preparations	0.69	1.18	70.24	
		7306	Other tubes, pipes and hollow profiles of iron or steel, welded, nes	0.56	1.14	105.01	
		3004	Medicaments of mixed or unmixed products, for retail sale	0.32	0.86	170.86	
		7209	Cold-rolled iron or non-alloy steel, >=600mm wide	-	0.79	-	
		7208	Hot-rolled iron or non-alloy steel, >=600mm wide	0.66	0.71	7.06	
		3003	Medicaments with >=2 constituents mixed together, not for retail sale	0.35	0.67	90.93	
		0101	Live horses, asses, mules and hinnies	0.23	0.67	187.30	
		3208	Paints and varnishes based on polymers in a non-aqueous medium	0.87	0.62	(28.51)	
		6305	Sacks and bags, used for packing goods	0.61	0.49	(20.13)	
	2009	Fruit juices (incl. Grape must) and vegetable juices, unfermented	0.37	0.47	25.32		
Tanzania	Kenya	2 digits					
		84	Nuclear reactors, boilers, mchy & mech appliance; parts	6.00	30.00	400.00	
		48	Paper & paperboard; art of paper pulp, paper/paperboard	20.00	29.00	45.00	
		63	Other made up textile articles; sets; worn clothing etc	20.00	15.00	-25.00	
		11	Prod mill indust; malt; starches; insulin; wheat gluten	16.00	14.00	-12.50	
		23	Residues & waste from the food indust; prepr ani fodder	43.00	13.00	-69.77	
		09	Coffee, tea, mate and spices	15.00	12.00	-20.00	
		10	Cereals	27.00	12.00	-55.56	
		27	Mineral fuels, oils & product of their distillation; etc	27.00	12.00	-55.56	
		85	Electrical mchy equip parts thereof; sound recorder etc	5.00	10.00	100.00	
		73	Articles of iron and steel	9.00	7.00	-22.22	

Table 7c(Ctd): Intra-EAC Domestic Exports of the major twenty products, 2013 compared to 2012 (US\$, million)

Partner State	Country of Destination	Hs Level	Description of Goods	2012	2013	2013/2012 % change		
Tanzania	Kenya	22	Beverages, spirits and vinegar	8.00	6.00	-25.00		
		17	Sugars and sugar confectionery	2.00	5.00	150.00		
		25	Salt; sulphur; earth & ston; plastering mat; lime & cem	5.00	5.00	0.00		
		03	Fish & crustacean, mollusc & other aquatic invertebrate	6.00	4.00	-33.33		
		24	Tobacco and manufactured tobacco substitutes	0.00	4.00	-		
		44	Wood and articles of wood; wood charcoal	5.00	4.00	-20.00		
		52	Cotton	6.00	4.00	-33.33		
		56	Wadding, felt & nonwoven; yarns; twine, cordage, etc	3.00	4.00	33.33		
		07	Edible vegetables and certain roots and tubers	25.00	3.00	-88.00		
		15	Animal/veg fats & oil & their cleavage products; etc	0.00	3.00	-		
			4 digits					
			4804	Uncoated kraft paper and paperboard, in rolls or sheets (excl. 48.02+03)	17.00	21.00	23.53	
			8479	Machines and mechanical appliances, having individual functions, nes	1.00	21.00	2,000.00	
			1103	Cereal groats, meal and pellets	13.00	13.00	0.00	
			2306	Oil-cake and other solid residues, of vegetable fats	43.00	13.00	-69.77	
			0902	Tea	15.00	12.00	-20.00	
			8506	Primary cells and primary batteries	0.00	9.00	-	
			6305	Sacks and bags, used for packing goods	5.00	8.00	60.00	
			1006	Rice	0.00	7.00	-	
			2712	Petroleum jelly; paraffin wax... And other mineral waxes, etc	4.00	6.00	50.00	
			4821	Paper or paperboard labels of all kinds, whether or not printed	3.00	6.00	100.00	
			6304	Other furnishing articles, nes (excl. Of 94.04)	10.00	6.00	-40.00	
			1005	Maize(corn)	22.00	5.00	-77.27	
			2505	Natural sands of all kinds, (excl. Metal-bearing sands of chapter 26)	3.00	5.00	66.67	
			2401	Unmanufactured tobacco; tobacco refuse	0.00	4.00	-	
			4405	Wood wool; wood flour	3.00	4.00	-	
			5607	Twine, cordage, rope and cables	3.00	4.00	33.33	
			7306	Other tubes, pipes and hollow profiles of iron or steel, welded, nes	1.00	4.00	300.00	
			1512	Sunflower-seed, safflower or cotton-seed oil and their fractions	0.00	3.00	-	
			1701	Cane or beet sugar and chemically pure sucrose, in solid form	2.00	3.00	50.00	
			2203	Beer made from malt	5.00	3.00	-40.00	
			Uganda	2 digits				
		84	Nuclear reactors, boilers, mchy & mech appliance; parts	3.00	13.00	333.33		
		85	Electrical mchy equip parts thereof; sound recorder etc	4.00	10.00	150.00		
		27	Mineral fuels, oils & product of their distillation; etc	7.00	8.00	14.29		
		63	Other made up textile articles; sets; worn clothing etc	6.00	8.00	33.33		
		48	Paper & paperboard; art of paper pulp, paper/paperboard	5.00	4.00	-20.00		
		70	Glass and glassware	4.00	4.00	0.00		
		39	Plastics and articles thereof	3.00	3.00	0.00		
		22	Beverages, spirits and vinegar	3.00	2.00	-33.33		
		10	Cereals	18.00	1.00	-94.44		
		12	Oil seed, oleagi fruits; miscell grain, seed, fruit etc	1.00	1.00	0.00		
		15	Animal/veg fats & oil & their cleavage products; etc	1.00	1.00	0.00		
		19	Prep of cereal, flour, starch/milk; pastrycooks' prod	0.00	1.00	-		
		23	Residues & waste from the food indust; prepr ani fodder	0.00	1.00	-		

Table 7c(Ctd): Intra-EAC Domestic Exports of the major twenty products, 2013 compared to 2012 (US\$, million)

Partner State	Country of Destination	Hs Level	Description of Goods	2012	2013	2013/2012 % change
Tanzania	Uganda	30	Pharmaceutical products	0.00	1.00	-
		33	Essential oils & resinoids; perf, cosmetic/toilet prep	0.00	1.00	-
		56	Wadding, felt & nonwoven; yarns; twine, cordage, etc	2.00	1.00	-50.00
		61	Art of apparel & clothing access, knitted or crocheted	1.00	1.00	0.00
		72	Iron and steel	2.00	1.00	-50.00
		73	Articles of iron and steel	0.00	1.00	-
		87	Vehicles o/t railw/tranw rool-stock, pts & accessories	0.00	1.00	-
		4 digits				
	2710	Petroleum oils and oils obtained from bituminous minerals, other than crude	3.00	7.00	133.33	
	6304	Other furnishing articles, nes (excl. Of 94.04)	4.00	6.00	-	
		Producer gas or water gas generators; acetylene gas generators, etc	0.00	5.00	-	
	8405	Electric motors and generators (excl. Generating sets)	0.00	5.00	-	
	4819	Cartons, boxes, etc; box files, etc, of paper, paperboard, etc	4.00	4.00	0.00	
		Carboys, bottles, flasks... Ampoules, etc; stoppers, lids..., of glass	4.00	4.00	0.00	
	8407	Spark-ignition reciprocating/rotary internal combustion piston engines	0.00	4.00	-	
	8502	Electric generating sets and rotary converters	0.00	4.00	-	
		Ethyl alcohol, undenatured of >=80% alcohol, denatured spirits	3.00	2.00	-	
	6305	Sacks and bags, used for packing goods	2.00	2.00	0.00	
	1006	Rice	2.00	1.00	-50.00	
	1209	Seeds, fruits and spores, of a kind used for sowing	0.00	1.00	-	
	1512	Sunflower-seed, safflower or cotton-seed oil and their fractions	1.00	1.00	-	
		Pasta, such as spaghetti, macaroni, noodles, lasagne, etc; couscous	0.00	1.00	-	
	1902	Oil cake from soya bean oil	0.00	1.00	-	
	2304	Oil cake and other solid residues, of vegetable fats	1.00	1.00	0.00	
	2712	Petroleum jelly; paraffin wax... And other mineral waxes, etc	1.00	1.00	0.00	
	3004	Medicaments of mixed or unmixed products, for retail sale	0.00	1.00	-	
		Beauty, make-up, skin-care (incl. Suntan), manicure... Preparations	0.00	1.00	-	
	3304	Preparations	0.00	1.00	-	
	3917	Tubes, pipes and hoses, and fittings therefor, of plastics	0.00	1.00	-	
		2 digits				
		39	Plastics and articles thereof	3.00	8.00	166.67
				17.0		
		25	Salt; sulphur; earth & ston; plastering mat; lime & cem	0	7.00	-58.82
		10	Cereals	1.00	4.00	300.00
		63	Other made up textile articles; sets; worn clothing etc	2.00	4.00	100.00
		12	Oil seed, oleagi fruits; miscell grain, seed, fruit etc	1.00	3.00	200.00
		27	Mineral fuels, oils & product of their distillation; etc	2.00	3.00	50.00
		96	Miscellaneous manufactured articles	0.00	3.00	-
		44	Wood and articles of wood; wood charcoal	0.00	2.00	-
		48	Paper & paperboard; art of paper pulp, paper/paperboard	2.00	2.00	0.00
		87	Vehicles o/t railw/tranw rool-stock, pts & accessories	0.00	2.00	-
		15	Animal/veg fats & oil & their cleavage products; etc	0.00	1.00	-
		19	Prep of cereal, flour, starch/milk; pastrycooks' prod	1.00	1.00	0.00
		22	Beverages, spirits and vinegar	1.00	1.00	0.00
		24	Tobacco and manufactured tobacco substitutes	0.00	1.00	-

Table 7c(Ctd): Intra-EAC Domestic Exports of the major twenty products, 2013 compared to 2012 (US\$, million)

Partner State	Country of Destination	Hs Level	Description of Goods	2012	2013	2013/2012 % change	
Tanzania	Burundi	31	Fertilizers	1.00	1.00	0.00	
		33	Essential oils & resinoids; perf, cosmetic/toilet prep	1.00	1.00	0.00	
		34	Soap, organic surface-active agents, washing prep, etc	1.00	1.00	0.00	
		72	Iron and steel	2.00	1.00	-50.00	
		84	Nuclear reactors, boilers, mchy & mech appliance; parts	1.00	1.00	0.00	
		94	Furniture; bedding, mattress, matt support, cushion etc	2.00	1.00	-50.00	
		4 digits					
		3923	Articles for conveyance or packing of goods, of plastics	3.00	8.00	166.67	
		2523	Portland cement, aluminous cement, persulphate cement, etc	7.00	5.00	-28.57	
	1001	Wheat and meslin	0.00	3.00	-		
	6304	Other furnishing articles, nes (excl. Of 94.04)	1.00	3.00	200.00		
	9616	Scent sprays... etc; powder-puffs and pads for cosmetics, etc	0.00	3.00	-		
		Salt/pure sodium chloride whether or not cont ant-caking agents; seawater	10.0	0	-80.00		
	2501	Petroleum jelly; paraffin wax... And other mineral waxes, etc	0	2.00	-		
	2712	Packing cases... Of wood; cable-drums of wood; pallets, etc, of wood	1.00	2.00	100.00		
		4415	Motor vehicles for the transport of goods	0.00	2.00	-	
	8704	Maize(corn)	0.00	2.00	-		
	1005	Soya beans	1.00	1.00	0.00		
	1201	Other oil seeds and oleaginous fruits	0.00	1.00	-		
	1207	Inedible mixtures of animal or vegetable fats of nes specified	1.00	1.00	0.00		
	1518	Bread, pastry, cakes, etc; communion wafers, rice paper, etc	0.00	1.00	-		
	1905	Ethyl alcohol, undenatured of >=80% alcohol, denatured spirits	1.00	1.00	0.00		
	2207	Cigars, cigarillos, cigarettes, etc, of tobacco or tobacco substitutes	1.00	1.00	0.00		
	2402	Petroleum oils and oils obtained from bituminous minerals, other than crude	0.00	1.00	-		
	2710	Mineral or chemical fertilizers, potassic	1.00	1.00	0.00		
	3104	Beauty, make-up, skin-care (incl. Suntan), manicure...	0.00	1.00	-		
	3304	Preparations	1.00	1.00	0.00		
		Soap; organic surface-active products in bars, etc; paper with soap, etc	1.00	1.00	0.00		
		2 digits					
		01	Live animals	0.00	0.00	-	
		02	Meat and edible meat offal	0.00	0.00	-	
		03	Fish & crustacean, mollusc & other aquatic invertebrate	2.00	1.00	-50.00	
		04	Dairy prod; birds' eggs; natural honey; edible prod nes	0.00	0.00	-	
		05	Products of animal origin, nes or included	0.00	0.00	-	
		07	Edible vegetables and certain roots and tubers	0.00	6.00	500.00	
		08	Edible fruit and nuts; peel of citrus fruit or melons	1.00	0.00	-	
		09	Coffee, tea, mate and spices	0.00	0.00	-	
		10	Cereals	4.00	9.00	125.00	
	11	Prod mill indust; malt; starches; insulin; wheat gluten	1.00	0.00	-100.00		
	12	Oil seed, oleagi fruits; miscell grain, seed, fruit etc	4.00	5.00	25.00		
	14	Vegetable plaiting materials; vegetable products nes	0.00	0.00	-		
	15	Animal/veg fats & oil & their cleavage products; etc	0.00	0.00	-		
	16	Prep of meat, fish or crustaceans, molluscs etc	0.00	0.00	-		
	17	Sugars and sugar confectionery	8.00	0.00	-100.00		

Table 7c(Ctd): Intra-EAC Domestic Exports of the major twenty products, 2013 compared to 2012 (US\$, million)

Partner State	Country of Destination	Hs Level	Description of Goods	2012	2013	2013/2012 % change	
Tanzania	Rwanda	18	Cocoa and cocoa preparations	0.00	0.00	-	
		19	Prep of cereal, flour, starch/milk; pastry cooks' prod	1.00	1.00	0.00	
		20	Prep of vegetable, fruit, nuts or other parts of plants	0.00	0.00	-	
		21	Miscellaneous edible preparations	0.00	0.00	-	
		22	Beverages, spirits and vinegar	2.00	3.00	50.00	
		4 digits					
		3105	Mineral or chemical fertilizers, nes; other fertilizers; goods =<10kg	10.0	19.0	0.00	
		2523	Portland cement, aluminous cement, per sulphate cement, etc	9.00	7.00	-22.22	
		0708	Leguminous vegetables, shelled or unshelled, fresh or chilled	0.00	5.00	#DIV/0!	
			Carboys, bottles, flasks... Ampoules, etc; stoppers, lids..., of glass	4.00	5.00	25.00	
		1006	Rice	3.00	4.00	33.33	
		2712	Petroleum jelly; paraffin wax... And other mineral waxes, etc	3.00	4.00	33.33	
		1001	Wheat and meslin	1.00	3.00	200.00	
		1207	Other oil seeds and oleaginous fruits	0.00	3.00	-	
		2202	Waters (incl. Mineral and aerated), with added sugar...(incl. Sweetened)	1.00	3.00	200.00	
		1005	Maize(corn)	1.00	2.00	100.00	
		1211	Plants and parts of plants, of a kind used in perfumery, pharmacy...etc	2.00	2.00	0.00	
		2710	Petroleum oils and oils obtained from bituminous minerals,other than crude	0.00	2.00	#DIV/0!	
		3924	Tableware, kitchenware... And toilet articles, of plastics	2.00	2.00	0.00	
		5208	Woven fabrics of cotton, with >=85% cotton, but <200g/m2	0.00	2.00	#DIV/0!	
		6305	Sacks and bags, used for packing goods	2.00	2.00	0.00	
		7213	Iron/steel bars and rods, hot-rolled, in irregularly wound coils	2.00	2.00	0.00	
		7214	Iron/steel bars and rods, forged, etc (incl. Twisted), uncoiled	4.00	2.00	-50.00	
		0305	Fish, salted, dried...; smoked fish; fish meal fit for human consumption	2.00	1.00	-50.00	
		0702	Tomatoes, fresh or chilled.	0.00	1.00	#DIV/0!	
		1202	Ground-nuts, not roasted or otherwise cooked	2.00	1.00	-50.00	
	Rwanda	Kenya	2 digits		84.2	57.5	
			09	Coffee, tea, mate and spices	6	5	(31.70)
			26	Ores, slag and ash	-	0.45	
			41	Raw hides and skins (other than furskins) and leather	0.66	0.22	(65.87)
			30	Pharmaceutical products	0.01	0.14	1,869.46
				Nuclear reactors, boilers, machinery and mechanical appliances; parts thereof	0.16	0.11	(28.34)
				Other made up textile articles; sets; worn clothing and worn textile articles; rags	0.07	0.10	28.13
				Articles of apparel and clothing accessories, not knitted or crocheted	-	0.06	
				Products of the milling industry; malt; starches; inulin; wheat gluten	0.02	0.05	135.86
				Optical, photographic, cinematographic, measuring, checking, precision, medical or surgical instruments and apparatus; parts and accessories thereof	0.02	0.05	176.10
			Mineral fuels, mineral oils and products of their distillation; bituminous	0.00	0.03	671.83	
			Aircraft, spacecraft, and parts thereof	0.00	0.02	623.85	
			Residues and waste from the food industries; prepared animal fodder	0.08	0.02	(72.41)	
			Electrical machinery and equipment and parts thereof; sound recorders	0.12	0.02	(84.77)	
			Oil seeds and oleaginous fruits; miscellaneous grains, seeds and fruit;	-	0.02		

Table 7c(Ctd): Intra-EAC Domestic Exports of the major twenty products, 2013 compared to 2012 (US\$, million)

Partner State	Country of Destination	Hs Level	Description of Goods	2012	2013	2013/2012 % change	
Rwanda	Kenya	61	Articles of apparel and clothing accessories, knitted or crocheted	-	0.01		
		71	Natural or cultured pearls, precious or semi-precious stones, precious etc	-	0.01		
		96	Miscellaneous manufactured articles	0.02	0.01	(64.87)	
		73	Articles of iron or steel	-	0.01		
		42	Articles of leather; saddlery and harness; travel goods, handbags etc	-	0.00		
		72	Iron and steel	0.33	0.00	(99.41)	
			4 digits				
			0902	Tea, whether or not flavoured.	72.60	45.06	(37.93)
			0901	Coffee, whether or not roasted or decaffeinated; coffee husks and skins; coffee substitu	11.66	12.48	7.07
			2609	Tin ores and concentrates.	-	0.45	
			4101	Raw hides and skins of bovine (including buffalo) or equine animals (fresh, or salted, d	0.66	0.16	(75.36)
			3004	Medicaments (excluding goods of heading 30.02, 30.05 or 30.06) consisting of mixed or un	0.01	0.14	
			6309	Worn clothing and other worn articles.	0.07	0.10	30.80
			8470	Calculating machines and pocket-size data recording, reproducing and displaying machines	-	0.08	
		4103	Other raw hides and skins (fresh, or salted, dried, limed, pickled or otherwise preserve	-	0.06		
		9018	Instruments and appliances used in medical, surgical, dental or veterinary sciences, inc	-	0.05		
		1106	Flour, meal and powder of the dried leguminous vegetables of heading 07.13, of sago or o	0.02	0.04	132.66	
		2711	Petroleum gases and other gaseous hydrocarbons.	0.00	0.03	670.13	
		6203	Men's or boys' suits, ensembles, jackets, blazers, trousers, bib and brace overalls, bre	-	0.02		
		8803	Parts of goods of heading 88.01 or 88.02.	0.00	0.02		
		2302	Bran, sharps and other residues, whether or not in the form of pellets, derived from the	0.08	0.02	(72.41)	
		6204	Women's or girls' suits, ensembles, jackets, blazers, dresses, skirts, divided skirts, t	-	0.02		
		8471	Automatic data processing machines and units thereof; magnetic or optical readers, machi	0.06	0.02	(69.86)	
		1202	Ground-nuts, not roasted or otherwise cooked, whether or not shelled or broken.	-	0.02		
		8468	Machinery and apparatus for soldering, brazing or welding, whether or not capable of cut	-	0.02		
		6205	Men's or boys' shirts.	-	0.01		
		8517	Electrical apparatus for line telephony or line telegraphy, including line telephone set	0.07	0.01	(86.72)	
	Tanzania		2 digits		122.9	186.6	
26			Ores, slag and ash	9	0	51.72	
09			Coffee, tea, mate and spices	29.13	21.01	(27.88)	
73			Articles of iron or steel	0.39	16.02	4,051.56	
11			Products of the milling industry; malt; starches; inulin; wheat gluten	2.34	1.68	(28.36)	
74			Copper and articles thereof	2.18	1.61	(26.26)	
			Electrical machinery and equipment and parts thereof; sound recorders and reproducers, television image and sound recorders and reproducers, and parts and accessories of such articles	0.07	1.17	1,496.84	
72			Iron and steel	0.45	1.01	124.46	
84			Nuclear reactors, boilers, machinery and mechanical appliances; parts thereof	0.16	0.54	229.27	
	24	Tobacco and manufactured tobacco substitutes	-	0.46			

Table 7c(Ctd): Intra-EAC Domestic Exports of the major twenty products, 2013 compared to 2012 (US\$, million)

Partner State	Country of Destination	Hs Level	Description of Goods	2012	2013	2013/2012 % change	
Rwanda	Tanzania	63	Other made up textile articles; sets; worn clothing and worn textile articles; rags	0.11	0.46	336.12	
		87	Vehicles other than railway or tramway rolling stock, and parts and accessories thereof	0.00	0.31	511,071.8	
		44	Wood and articles of wood; wood charcoal	0.07	0.16	1	
		41	Raw hides and skins (other than furskins) and leather	0.94	0.14	120.95	
		31	Fertilisers	0.07	0.13	(84.94)	
		78	Lead and articles thereof	0.04	0.10	99.83	
		07	Edible vegetables and certain roots and tubers	0.17	0.08	140.06	
		96	Miscellaneous manufactured articles	1.53	0.06	(52.91)	
		39	Plastics and articles thereof	0.01	0.04	(96.00)	
		82	Tools, implements, cutlery, spoons and forks, of base metal; parts thereof of base metal	-	0.04	263.59	
		22	Beverages, spirits and vinegar	0.04	0.04	1.52	
		4 digits					
		2615	Niobium, tantalum, vanadium or zirconium ores and concentrates.	53.18	111.92	110.43	
		2609	Tin ores and concentrates.	46.14	47.51	2.97	
	2611	Tungsten ores and concentrates.	19.67	26.99	37.20		
	0901	Coffee, whether or not roasted or decaffeinated; coffee husks and skins; coffee substitute	29.13	20.97	(28.03)		
	7311	Containers for compressed or liquefied gas, of iron or steel.	0.09	15.94	16,723.77		
	1103	Cereal groats, meal and pellets.	2.31	1.55	(33.20)		
	7405	Master alloys of copper.	-	1.22	-		
	7206	Iron and non-alloy steel in ingots or other primary forms (excluding iron of heading 72.	0.24	0.93	290.78		
	8517	Electrical apparatus for line telephony or line telegraphy, including lines	0.02	0.52	2,958.83		
	2401	Unmanufactured tobacco; tobacco refuse.	-	0.46	-		
	6309	Worn clothing and other worn articles.	0.11	0.43	308.64		
	7404	Copper waste and scrap.	2.18	0.39	(82.24)		
	8529	Parts suitable for use solely or principally with the apparatus of headings 85.25 to 85.	0.01	0.26	2,547.24		
	8502	Electric generating sets and rotary converters.	-	0.26	-		
	2610	Chromium ores and concentrates.	3.99	0.18	(95.51)		
	8704	Motor vehicles for the transport of goods.	-	0.17	-		
	4421	Other articles of wood.	0.07	0.16	120.95		
	4101	Raw hides and skins of bovine (including buffalo) or equine animals etc	0.02	0.14	741.77		
	8430	Other moving, grading, levelling, scraping, excavating, tamping, etc	0.12	0.13	10.01		
	3105	Mineral or chemical fertilisers containing two or three of the fertilising	0.07	0.13	99.83		
	Uganda	2 digits	09	Coffee, tea, mate and spices	41.83	34.33	(17.93)
			26	Ores, slag and ash	-	19.39	-
			41	Raw hides and skins (other than furskins) and leather	8.02	12.79	59.40
			80	Tin and articles thereof	-	3.12	-
			84	Nuclear reactors, boilers, machinery and mechanical appliances; parts thereof	0.25	1.10	340.06
			81	Other base metals; cermets; articles thereof	0.00	0.89	358,081.1
			63	Other made up textile articles; sets; worn clothing and worn textile articles; rags	0.74	0.76	6
			33	Essential oils and resinoids; perfumery, cosmetic or toilet preparations	0.50	0.57	2.45

Table 7c(Ctd): Intra-EAC Domestic Exports of the major twenty products, 2013 compared to 2012 (US\$, million)

Partner State	Country of Destination	Hs Level	Description of Goods	2012	2013	2013/2012 % change	
Rwanda	Uganda	52	Cotton	0.07	0.50	567.62	
		87	Vehicles other than railway or tramway rolling stock, and parts and accessories thereof	0.27	0.49	81.31	
		85	Electrical machinery and equipment and parts thereof; sound recorders and reproducers, television image and sound recorders and reproducers, and parts and accessories of such articles	0.22	0.47	113.37	
		72	Iron and steel	0.68	0.43	(35.83)	
		07	Edible vegetables and certain roots and tubers	0.98	0.42	(57.02)	
		22	Beverages, spirits and vinegar	0.13	0.29	126.14	
		11	Products of the milling industry; malt; starches; inulin; wheat gluten	0.20	0.22	9.10	
		34	Soap, organic surface-active agents, washing preparations, lubricating preparations, artificial waxes, prepared waxes, polishing or scouring preparations, candles and similar articles, modelling pastes,	0.04	0.21	389.87	
		39	Plastics and articles thereof	0.15	0.19	30.52	
		96	Miscellaneous manufactured articles	0.01	0.11	2,071.76	
		23	Residues and waste from the food industries; prepared animal fodder	0.15	0.11	(25.35)	
		68	Articles of stone, plaster, cement, asbestos, mica or similar materials	0.01	0.10	1,909.96	
		4 digits					
		0901	Coffee, whether or not roasted or decaffeinated; coffee husks and skins; coffee substitute	27.0	17.8	(33.97)	
		0902	Tea, whether or not flavoured.	9	9	-	
		2609	Tin ores and concentrates.	14.7	16.4	11.58	
		4101	Raw hides and skins of bovine (including buffalo) or equine animals (fresh, or salted, d	3	4	-	
		2615	Niobium, tantalum, vanadium or zirconium ores and concentrates.	-	9.99	-	
	4103	Other raw hides and skins (fresh, or salted, dried, limed, pickled or otherwise preserve	4.25	8.52	100.75		
	8001	Unwrought tin.	-	6.92	-		
	2611	Tungsten ores and concentrates.	3.67	4.27	16.42		
	8101	Tungsten (wolfram) and articles thereof, including waste and scrap.	-	3.12	-		
	6309	Worn clothing and other worn articles.	-	2.02	-		
	3304	Beauty or make-up preparations and preparations for the care of the skin (other than med	0.74	0.76	2.43		
	7204	Ferrous waste and scrap; remelting scrap ingots of iron or steel.	0.41	0.52	25.73		
	0713	Dried leguminous vegetables, shelled, whether or not skinned or split.	0.49	0.43	(11.53)		
	8429	Self-propelled bulldozers, angledozers, graders, levellers, scrapers, mechanical shovels	0.06	0.31	440.65		
	8477	Machinery for working rubber or plastics or for the manufacture of products from these m	-	0.26	-		
	2617	Other ores and concentrates.	0.01	0.25	2,749.38		
	2203	Beer made from malt.	-	0.23	-		
	8703	Motor cars and other motor vehicles principally designed for the transport of persons (o	0.12	0.23	83.41		
	2616	Precious metal ores and concentrates.	0.09	0.22	158.77		
	3401	Soap; organic surface-active products and preparations for use as soap, in the form of b	-	0.22	-		
	Burundi	2 digits	07	Edible vegetables and certain roots and tubers	0.97	2.34	141.00
			94	Furniture; bedding, mattresses, mattress supports, cushions and similar stuffed furnishings; lamps and lighting fittings, etc	0.16	2.33	1,335.28
			39	Plastics and articles thereof	1.18	2.30	94.45
			22	Beverages, spirits and vinegar	0.97	0.71	(26.37)

Table 7c(Ctd): Intra-EAC Domestic Exports of the major twenty products, 2013 compared to 2012 (US\$, million)

Partner State	Country of Destination	Hs Level	Description of Goods	2012	2013	2013/2012 % change		
Rwanda	Burundi	72	Iron and steel	1.32	0.70	(47.22)		
		10	Cereals	1.47	0.58	(60.44)		
		25	Salt; sulphur; earths and stone;plastering materials, lime and cement	0.54	0.48	(10.99)		
		11	Products of the milling industry; malt; starches;inulin; wheat gluten	0.09	0.39	333.42		
		33	Essential oils and resinoids; perfumery,cosmetic or toilet preparations	0.40	0.38	(4.35)		
		01	Live animals	0.18	0.36	95.16		
		21	Miscellaneous edible preparations	0.03	0.32	1,075.29		
		90	Optical, photographic,cinematographic, measuring, checking,precision, medical or surgical instrumentsand apparatus; parts and accessories thereof	0.00	0.27	13,119.95		
		84	Nuclear reactors, boilers, machineryand mechanical appliances; parts thereof	0.22	0.27	18.49		
		70	Ceramic products	0.73	0.21	(70.73)		
		85	Electrical machinery and equipment and parts thereof;sound recorders and reproducers,television image and sound recorders and reproducers, andparts and accessories of such articles	0.05	0.15	203.50		
		29	Organic chemicals	0.01	0.14	1,729.02		
		20	Preparations of vegetables, fruit, nuts or other parts of plants	0.06	0.10	79.79		
		34	Soap, organic surface-active agents, washing preparations,lubricating preparations, artificial waxes, prepared waxes,polishing or scouring preparations, candles and similar articles,modeling pastes, Dairy produce; birds' eggs; natural honey;edible products of animal origin,not elsewhere specified or included	0.01	0.08	536.99		
		04	Other made up textile articles; sets;worn clothing and worn textile articles; rags	0.07	0.07	(5.57)		
		63		0.01	0.06	665.99		
				4 digits				
				9404	Mattress supports; articles of bedding and similar furnishing (for example, mattresses, Articles for the conveyance or packing of goods, of plastics; stoppers, lids, caps and o	0.01	2.22	15,408.67
				3923	Dried leguminous vegetables, shelled, whether or not skinned or split.	0.98	2.03	106.92
				0713	Leguminous vegetables, shelled or unshelled, fresh or chilled.	0.49	1.12	129.25
				0708	Beer made from malt.	0.24	0.95	302.47
				2203	Maize (com).	0.96	0.57	(40.08)
				1005	Other bars and rods of iron or non-alloy steel, not further worked than forged, hot-roll	1.46	0.55	(62.09)
				7214	Cereal flours other than of wheat or meslin.	1.23	0.39	(68.21)
				1102	Portland cement, aluminous cement, slag cement, supersulphate cement and similar hydraul	0.01	0.38	2,610.57
				2523	Live bovine animals.	0.32	0.35	8.78
				0102	Flat-rolled products of iron or non-alloy steel, of a width of 600 mm or more, clad, pla	0.12	0.34	171.56
				7210	Potatoes, fresh or chilled.	0.07	0.29	317.92
				0701	Sauces and preparations therefor; mixed condiments and mixed seasonings; mustard flour a	0.22	0.25	14.14
				2103	Preparations for use on the hair.	0.03	0.21	672.93
				3305	Carboys, bottles, flasks, jars, pots, phials, ampoules and other containers, of glass, o	0.23	0.21	(12.12)
				7010	Measuring or checking instruments, appliances and machines, not specified or included el	0.73	0.19	(73.27)
				9031	Beauty or make-up preparations and preparations for the care of the skin (other than med	0.00	0.18	87,209.91
				3304	Compounds with other nitrogen function.	0.14	0.16	15.88
				2929	Waters, including mineral waters and aerated waters, containing added sugar or other swe	0.00	0.14	21,660.74
				2202	Other furniture and parts thereof.	-	0.13	(18.22)
				9403		0.14	0.11	(18.22)

Table 7c(Ctd): Intra-EAC Domestic Exports of the major twenty products, 2013 compared to 2012 (US\$, million)

Partner State	Country of Destination	Hs Level	Description of Goods	2012	2013	2013/2012 % change		
Kenya	Uganda	2 digits						
		25	Salt; sulphur; earths and stone; plastering materi	93.38	84.59	-9.42		
		72	Iron and steel.	45.16	55.39	22.67		
		39	Plastics and articles thereof.	50.78	47.62	-6.22		
		22	Beverages, spirits and vinegar.	51.74	38.16	-26.26		
		27	Mineral fuels, mineral oils and products of their	42.76	29.37	-31.32		
		87	Vehicles other than railway or tramway rolling-sto	20.78	26.74	28.66		
		48	Paper and paperboard; articles of paper pulp, of p	25.14	24.69	-1.79		
		30	Pharmaceutical products.	25.75	21.05	-18.24		
		44	Wood and articles of wood; wood charcoal.	1.52	20.94	1273.06		
		34	Soap, organic surface-active agents, washing prepa	21.89	20.58	-5.97		
		17	Sugars and sugar confectionery.	22.65	16.94	-25.22		
		73	Articles of iron or steel.	13.28	15.67	18.02		
		70	Glass and glassware.	20.44	12.79	-37.44		
		64	Footwear, gaiters and the like; parts of such arti	13.37	12.73	-4.83		
		76	Aluminium and articles thereof.	11.37	11.45	0.75		
		24	Tobacco and manufactured tobacco substitutes.	12.93	10.74	-16.93		
		15	Animal or vegetable fats and oils and their cleava	21.13	10.47	-50.44		
		49	Printed books, newspapers, pictures and other prod	7.06	10.43	47.76		
		28	Inorganic chemicals; organic or inorganic compound	13.78	10.09	-26.81		
		21	Miscellaneous edible preparations.	11.47	9.84	-14.23		
				4 digits				
				2523	Portland cement, aluminous cement, persulphate cem	62.89	56.48	-10.20
				7210	Rolled iron or non-alloy steel, >=600mm wide, clad	15.56	30.19	94.03
				2710	Petroleum oils and oils obtained from bituminous m	37.78	22.96	-39.24
				2501	Salt/pure sodium chloride whether or not cont ant-	25.10	22.55	-10.14
				3923	Articles for conveyance or packing of goods, of pl	23.30	20.41	-12.39
				4412	Plywood, veneered panels and similar laminated woo	0.38	19.58	5112.77
				7209	Cold-rolled iron or non-alloy steel, >=600mm wide	23.07	18.94	-17.93
				1704	Sugar confectionery (incl. White chocolate), not c	21.51	16.49	-23.36
				2207	Ethyl alcohol, undenatured of >=80% alcohol, denat	21.05	15.21	-27.77
				3004	Medicaments of mixed or unmixed products, for reta	20.90	14.34	-31.41
				4819	Cartons, boxes, etc; box files, etc, of paper, pap	15.31	13.33	-12.95
				8716	Trailers and semi-trailers; other vehicles, not ma	10.82	13.07	20.84
				2203	Beer made from malt	20.67	13.05	-36.84
				7010	Carboys, bottles, flasks... Ampoules, etc; stopper	19.76	12.00	-39.26
				2402	Cigars, cigarillos, cigarettes, etc, of tobacco or	12.93	10.74	-16.93
				3402	Non-soap surface-active agents; washing preparatio	10.82	10.19	-5.81
				8702	Public-transport type passenger motor vehicles	5.97	9.75	63.49
				1517	Margarine; edible preparations of animal or vegeta	8.95	7.56	-15.55
				3401	Soap; organic surface-active products in bars, etc	7.30	7.23	-0.84
				8309	Stoppers, caps and lids, capsules for bottles... O	8.85	7.08	-19.94
			Tanzania	2 digits				
		15	Animal or vegetable fats and oils and their cleava	66.96	52.80	-21.15		
		34	Soap, organic surface-active agents, washing prepa	41.59	31.83	-23.46		
		25	Salt; sulphur; earths and stone; plastering materi	18.87	25.39	34.56		

Table 7c(Ctd): Intra-EAC Domestic Exports of the major twenty products, 2013 compared to 2012 (US\$, million)

Partner State	Country of Destination	Hs Level	Description of Goods	2012	2013	2013/2012 % change	
Kenya	Tanzania	76	Aluminium and articles thereof.	20.34	23.77	16.84	
		39	Plastics and articles thereof.	20.64	22.35	8.26	
		17	Sugars and sugar confectionery.	20.69	20.98	1.41	
		30	Pharmaceutical products.	25.48	20.81	-18.34	
		85	Electrical machinery and equipment and parts there	18.46	19.61	6.21	
		72	Iron and steel.	24.01	19.50	-18.78	
		87	Vehicles other than railway or tramway rolling-sto	20.05	15.58	-22.33	
		73	Articles of iron or steel.	15.24	12.31	-19.20	
		28	Inorganic chemicals; organic or inorganic compound	14.00	12.31	-12.04	
		48	Paper and paperboard; articles of paper pulp, of p	10.67	11.26	5.46	
		64	Footwear, gaiters and the like; parts of such arti	10.54	9.00	-14.64	
		94	Furniture; bedding, mattresses, mattress supports,	7.94	8.85	11.48	
		84	Nuclear reactors, boilers, machinery and mechanica	20.27	8.41	-58.52	
		04	Dairy produce; birds' eggs; natural honey; edible	8.34	7.94	-4.77	
		33	Essential oils and resinoids; perfumery, cosmetic	8.65	6.89	-20.36	
		83	Miscellaneous articles of base metal.	7.50	6.39	-14.86	
	63	Other made up textile articles; sets; worn clothin	8.45	6.29	-25.59		
		4 digits					
		1511	Palm oil and its fractions wheather or not refined	32.59	25.76	-20.94	
		1704	Sugar confectionery (incl. White chocolate), not c	20.12	20.44	1.58	
		3004	Medicaments of mixed or unmixed products, for reta	24.25	20.16	-16.85	
		3401	Soap; organic surface-active products in bars, etc	30.80	19.40	-37.02	
		7615	Table, kitchen, household and sanitary articles...	18.20	18.20	-0.03	
		2523	Portland cement, aluminous cement, persulphate cem	10.23	17.19	68.08	
		1516	Animal or vegetable fats and oils and fractions, h	21.84	17.14	-21.52	
		3923	Articles for conveyance or packing of goods, of pl	13.93	16.18	16.09	
		8507	Electric accumulators (incl. Separators therefor)	10.49	13.00	23.99	
		7210	Rolled iron or non-alloy steel, >=600mm wide, clad	16.18	12.12	-25.06	
		8716	Trailers and semi-trailers; other vehicles, not ma	12.21	9.93	-18.70	
		3402	Non-soap surface-active agents; washing preparatio	7.62	9.32	22.37	
		2501	Salt/pure sodium chloride whether or not cont ant-	7.79	7.97	2.28	
		1517	Margarine; edible preparations of animal or vegeta	9.68	6.85	-29.18	
		4819	Cartons, boxes, etc; box files, etc, of paper, pap	5.61	6.33	12.95	
		0401	Milk and cream, not concentrated or sweetened	5.27	6.10	15.84	
		8309	Stoppers, caps and lids, capsules for bottles... O	6.82	5.67	-16.99	
	6402	Other footwear with outer soles and uppers of rubb	5.81	4.86	-16.37		
	8702	Public-transport type passenger motor vehicles	6.06	4.76	-21.49		
	2836	Carbonates; peroxocarbonates; commercial ammonium	4.61	4.65	0.69		
	Rwanda	2 digits					
		72	Iron and steel.	19.43	19.07	-1.85	
		39	Plastics and articles thereof.	10.02	10.15	1.32	
		15	Animal or vegetable fats and oils and their cleava	11.64	8.44	-27.45	
		48	Paper and paperboard; articles of paper pulp, of p	7.86	8.31	5.67	
		64	Footwear, gaiters and the like; parts of such arti	6.46	6.59	1.97	
		25	Salt; sulphur; earths and stone; plastering materi	6.11	5.84	-4.41	

Table 7c(Ctd): Intra-EAC Domestic Exports of the major twenty products, 2013 compared to 2012 (US\$, million)

Partner State	Country of Destination	Hs Level	Description of Goods	2012	2013	2013/2012 % change		
Kenya	Rwanda	24	Tobacco and manufactured tobacco substitutes.	4.10	5.37	30.90		
		85	Electrical machinery and equipment and parts there	5.92	5.29	-10.63		
		49	Printed books, newspapers, pictures and other prod	5.47	4.51	-17.56		
				11.2				
				5	Pharmaceutical products.	4.38	-61.03	
				34	Soap, organic surface-active agents, washing prepa	3.19	3.94	23.27
						14.3		
				27	Mineral fuels, mineral oils and products of their	9	3.92	-72.74
				73	Articles of iron or steel.	5.55	3.67	-33.90
				84	Nuclear reactors, boilers, machinery and mechanica	8.31	3.63	-56.25
				76	Aluminium and articles thereof.	2.54	3.55	39.95
				17	Sugars and sugar confectionery.	5.14	3.55	-30.90
				10	Cereals.	1.29	2.74	112.91
				32	Tanning or dyeing extracts; tannins and their deri	2.50	2.67	6.77
			22	Beverages, spirits and vinegar.	3.25	2.66	-18.09	
			87	Vehicles other than railway or tramway rolling-sto	2.47	2.09	-15.34	
			4 digits					
			7210	Rolled iron or non-alloy steel, >=600mm wide, clad	12.4	11.7	-5.64	
			1511	Palm oil and its fractions wheather or not refined	0	7	-5.07	
			2402	Cigars, cigarillos, cigarettes, etc, of tobacco or	9.57	6.87	-28.20	
			6402	Other footwear with outer soles and uppers of rubb	4.10	5.37	30.90	
			4819	Cartons, boxes, etc; box files, etc, of paper, pap	3.30	4.25	28.77	
			4901	Printed books, brochures, leaflets and similar pri	3.91	4.11	5.11	
			3004	Medicaments of mixed or unmixed products, for reta	2.35	3.96	68.48	
					9.88	3.78	-61.75	
					13.9			
			2710	Petroleum oils and oils obtained from bituminous m	8	3.62	-74.11	
			3924	Tableware, kitchenware... And toilet articles, of	2.69	3.51	30.53	
			1704	Sugar confectionery (incl. White chocolate), not c	5.05	3.48	-31.14	
			2501	Salt/pure sodium chloride whether or not cont ant-	3.09	3.39	9.47	
			7211	Rolled iron or non-alloy steel, <600mm wide, not c	1.87	2.97	58.55	
			8544	Insulated wire, cable, etc; optical fibre cables	1.95	2.85	46.03	
			4820	Registers, account books, etc; albums for samples,	1.83	2.74	49.28	
			7615	Table, kitchen, household and sanitary articles...	1.64	2.70	65.08	
			7214	Iron/steel bars and rods, forged, etc (incl. Twist	1.85	2.21	19.12	
		2523	Portland cement, aluminous cement, persulphate cem	2.39	2.12	-11.25		
		3923	Articles for conveyance or packing of goods, of pl	1.74	1.75	0.62		
		6401	Waterproof footwear...	2.47	1.71	-30.80		
		3917	Tubes, pipes and hoses, and fittings therefor, of	1.79	1.62	-9.58		
	Burundi	2 digits						
		39	Plastics and articles thereof.	9.82	10.2	3.95		
				14.0	10.0			
		72	Iron and steel.	6	5	-28.53		
		31	Fertilisers.	1.04	9.38	804.14		
		73	Articles of iron or steel.	7.37	4.44	-39.81		
		17	Sugars and sugar confectionery.	2.09	2.74	30.94		
		34	Soap, organic surface-active agents, washing prepa	2.12	1.97	-7.01		
		32	Tanning or dyeing extracts; tannins and their deri	2.30	1.73	-24.91		
		48	Paper and paperboard; articles of paper pulp, of p	1.28	1.38	7.75		
		27	Mineral fuels, mineral oils and products of their	0.71	1.36	92.91		

Table 7c(Ctd): Intra-EAC Domestic Exports of the major twenty products, 2013 compared to 2012 (US\$, million)

Partner State	Country of Destination	Hs Level	Description of Goods	2012	2013	2013/2012 % change	
Kenya	Burundi	30	Pharmaceutical products.	2.02	1.23	-39.27	
		96	Miscellaneous manufactured articles.	1.01	1.21	19.76	
		85	Electrical machinery and equipment and parts there	1.48	1.17	-20.74	
		64	Footwear, gaiters and the like; parts of such arti	0.63	0.93	46.26	
		40	Rubber and articles thereof.	0.24	0.89	275.47	
		25	Salt; sulphur; earths and stone; plastering materi	2.64	0.82	-68.83	
		33	Essential oils and resinoids; perfumery, cosmetic	0.68	0.73	7.99	
		76	Aluminium and articles thereof.	0.71	0.72	1.49	
		87	Vehicles other than railway or tramway rolling-sto	0.81	0.71	-12.51	
		20	Preparations of vegetables, fruit, nuts or other p	0.14	0.70	399.27	
		28	Inorganic chemicals; organic or inorganic compound	0.82	0.65	-20.81	
	4 digits						
	3105	Mineral or chemical fertilizers, nes; other fertil	1.03	9.18	788.85		
	3923	Articles for conveyance or packing of goods, of pl	7.15	7.39	3.46		
	7210	Rolled iron or non-alloy steel, >=600mm wide, clad	7.39	5.87	-20.64		
	7306	Other tubes, pipes and hollow profiles of iron or	5.66	3.87	-31.62		
	1704	Sugar confectionery (incl. White chocolate), not c	2.09	2.74	30.87		
	7216	Angles, shapes and sections of iron or non-alloy s	3.20	1.82	-43.16		
	3401	Soap; organic surface-active products in bars, etc	1.43	1.28	-11.03		
	7208	Hot-rolled iron or non-alloy steel, >=600mm wide	1.89	1.27	-32.53		
	3209	Paints and varnishes, in an aqueous medium	1.42	1.22	-14.45		
	9608	Ball-point, felt tipped...pens and pencils and art	0.91	1.17	27.84		
	2710	Petroleum oils and oils obtained from bituminous m	0.45	1.03	128.23		
	3004	Medicaments of mixed or unmixed products, for reta	1.80	0.96	-46.49		
	3917	Tubes, pipes and hoses, and fittings therefor, of	0.28	0.92	230.75		
	4011	New pneumatic tyres, of rubber	0.23	0.82	256.45		
	6402	Other footwear with outer soles and uppers of rubb	0.54	0.81	50.61		
	4819	Cartons, boxes, etc; box files, etc, of paper, pap	0.50	0.74	47.65		
	2007	Jams, fruit jellies, marmalades, etc	0.11	0.62	442.97		
	8507	Electric accumulators (incl. Separators therefor)	0.58	0.60	2.90		
	7214	Iron/steel bars and rods, forged, etc (incl. Twist	0.66	0.59	-9.87		
	3305	Preparations for use on the hair	0.51	0.54	4.85		
	Burundi	Kenya	2 digits		12.1		
09			Coffee, tea, mate and spices	2	6.63	(45.34)	
41			Raw hides and skins (other than furskins) and leather	3.36	0.31	(90.91)	
42			Articles of leather; saddlery/harness; travel goods etc	0.08	-	(100.00)	
84			Nuclear reactors, boilers, mchy & mech appliance, parts	0.01	0.03	227.32	
85			Electrical mchy equip parts thereof, sound recorder etc	0.00	0.00	894.95	
01			Live animals	-	0.00	#DIV/0!	
11			Prod mill indust; malt; starches; inulin; wheat gluten	0.00	-	(100.00)	
4digits				12.1			
0902			Tea, whether or not flavoured.	2	6.63	(45.33)	
4101			Raw hides and skins of bovine (including buffalo) or equine animals	1.43	0.04	(97.48)	
4103			Other raw hides and skins (fresh, or salted, dried, limed, pickled etc	1.22	0.08	(93.14)	
4102			Raw skins of sheep or lambs (fresh, or salted, dried, limed, pickled etc	0.63	-	-	

Table 7c(Ctd): Intra-EAC Domestic Exports of the major twenty products, 2013 compared to 2012 (US\$, million)

Partner State	Country of Destination	Hs Level	Description of Goods	2012	2013	2013/2012 % change		
Burundi	Kenya	4112	Leather further prepared after tanning or crusting, including parchment-	0.08	-	-		
		4203	Articles of apparel and clothing accessories, of leather etc	0.08	-	-		
		8477	Machinery for working rubber or plastics or for the manufacture of products	0.01	-	-		
		0901	Coffee, whether or not roasted or decaffeinated; coffee husks and skins; coffee substit	0.00	-	-		
		8516	Electric instantaneous or storage water heaters and immersion heaters; electric space he	0.00	-	-		
		0106	Other live animals.	-	0.00	-		
		Rwanda		2 digits				
		34	Soap, organic surface-active agents, washing prep, etc	3.16	2.80	(11.20)		
	09	Coffee, tea, mate and spices	0.43	1.22	182.13			
	24	Tobacco and manufactured tobacco substitutes	0.09	0.68	648.44			
	39	Plastics and articles thereof	0.08	0.18	114.57			
	15	Animal/veg fats & oil & their cleavage products; etc	0.06	0.23	258.72			
	30	Pharmaceutical products	0.05	0.01	(88.92)			
	73	Articles of iron and steel	0.04	0.16	307.82			
	33	Essential oils & resinoids; perf, cosmetic/toilet prep	0.03	0.04	34.07			
	41	Raw hides and skins (other than furskins) and leather	0.03	0.06	103.57			
	70	Glass and glassware	0.02	0.35	1,564.10			
	72	Iron and steel	0.02	0.70	3,561.16			
	20	Prep of vegetable, fruit, nuts or other parts of plants	0.01	0.00	(71.18)			
	22	Beverages, spirits and vinegar	0.01	0.19	1,587.32			
	44	Wood and articles of wood; wood charcoal	0.01	0.00	(67.57)			
	08	Edible fruit and nuts; peel of citrus fruit or melons	0.01	0.07	718.53			
	96	Miscellaneous manufactured articles	0.00	0.00	(78.16)			
	32	Tanning/dyeing extract; tannins & derivs; pigm etc	0.00	0.00	(32.89)			
	28	Inorgn chem; compds of prec met, radioact elements etc	0.00	0.02	442.47			
	25	Salt; sulphur; earth & ston; plastering mat; lime & cem	0.00	0.02	425.84			
	98	Effets personnels dépourvus de tout caractère commercial	0.00	0.02	600.89			
			4digits					
	3401	Soap; organic surface-active products and preparations for use as soap,	3.16	2.80	(11.39)			
0901	Coffee, whether or not roasted or decaffeinated; coffee husks	0.43	0.90	107.84				
2402	Cigars, cheroots, cigarillos and cigarettes, of tobacco or of tobacco	0.09	0.68	648.44				
3917	Tubes, pipes and hoses, and fittings therefor (for example, joints, elbows,	0.07	0.00	(99.17)				
1511	Palm oil and its fractions, whether or not refined, but not chemically	0.06	0.23	258.72				
7308	Structures (excluding prefabricated buildings of heading 94.06) and parts	0.04	0.02	(39.86)				
3005	Wadding, gauze, bandages and similar articles (for example, dressings,	0.04	-	-				
4101	Raw hides and skins of bovine (including buffalo) or equine animals etc	0.03	0.05	60.35				
3302	Mixtures of odoriferous substances and mixtures (including alcoholic	0.03	0.02	(36.90)				
7010	Carboys, bottles, flasks, jars, pots, phials, ampoules and other containers,	0.02	0.35	1,564.10				
7204	Ferrous waste and scrap; remelting scrap ingots of iron or steel.	0.02	0.11	500.15				
3926	Other articles of plastics and other materials of headings 39.01 to 39.14.	0.02	-	-				
2009	Fruit juices (including grape must) and vegetable juices, unfermented etc	0.01	0.00	(71.18)				
3006	Pharmaceutical goods specified in Note 4 to this Chapter.	0.01	-	(100.00)				
0805	Citrus fruit, fresh or dried.	0.01	0.01	(13.60)				
4420	Wood marquetry and inlaid wood; caskets and cases for jewellery etc	0.01	0.00	(61.56)				

Table 7c(Ctd): Intra-EAC Domestic Exports of the major twenty products, 2013 compared to 2012 (US\$, million)

Partner State	Country of Destination	Hs Level	Description of Goods	2012	2013	2013/2012 % change
Burundi	Rwanda	2202	Waters, including mineral waters and aerated waters, containing sugar	0.01	-	-
		2203	Beer made from malt.	0.00	0.19	4,646.14
		9603	Brooms, brushes (including brushes constituting parts of machines, appliances or vehicle	0.00	0.00	(79.48)
		3215	Printing ink, writing or drawing ink and other inks, whether or not concentrated or soli	0.00	-	-
		Tanzania	2digits			
	24	Tobacco and manufactured tobacco substitutes	0.70	1.16	65.32	
	44	Wood and articles of wood; wood charcoal	0.08	0.00	(97.47)	
	08	Edible fruit and nuts; peel of citrus fruit or melons	0.07	0.04	(42.00)	
	70	Glass and glassware	0.02	0.11	384.25	
	34	Soap, organic surface-active agents, washing prep, etc	0.02	0.09	381.78	
	09	Coffee, tea, mate and spices	0.01	7.10	58,408.71	
	72	Iron and steel	0.00	0.09	2,788.10	
	73	Articles of iron and steel	0.00	0.00	172.71	
	10	Cereals	0.00	-	(100.00)	
	04	Dairy prod; birds' eggs; natural honey; edible prod nes	0.00	0.00	(41.59)	
	89	Ships, boats and floating structures	0.00	-	(100.00)	
	12	Oil seed, oleagi fruits; miscell grain, seed, fruit etc	0.00	0.00	(71.29)	
	84	Nuclear reactors, boilers, mchy & mech appliance, parts	0.00	0.01	835.68	
	22	Beverages, spirits and vinegar	0.00	0.02	3,121.57	
	81	Other base metals, cermets, articles thereof	0.00	0.01	814.90	
	42	Articles of leather; saddlery/harness; travel goods etc	0.00	0.01	2,264.08	
	33	Essential oils & resinoids; perf, cosmetic/toilet prep	0.00	-	(100.00)	
	87	Vehicles o/t railw/tranw rool-stock, pts & accessories	0.00	0.07	25,651.04	
	47	Pulp of wood/of other fibrous cellulosic mat; waste etc	0.00	-	(100.00)	
	07	Edible vegetables and certain roots and tubers	0.00	0.00	242.23	
		4digits				
	2402	Cigars, cheroots, cigarillos and cigarettes, of tobacco or of tobacco substitutes.	0.70	1.16	65.04	
	0803	Bananas, including plantains, fresh or dried.	0.05	0.04	(25.84)	
	4407	Wood sawn or chipped lengthwise, sliced or peeled, whether or not planed, sanded or end-	0.04	0.00	(97.18)	
	4413	Densified wood, in blocks, plates, strips or profile shapes.	0.03	0.00	(99.07)	
	7001	Cullet and other waste and scrap of glass; glass in the mass.	0.02	0.09	281.65	
	0804	Dates, figs, pineapples, avocados, guavas, mangoes and mangosteens, fresh or dried.	0.02	0.00	(84.45)	
	3401	Soap; organic surface-active products and preparations for use as soap, in the form of b	0.02	0.09	402.19	
0901	Coffee, whether or not roasted or decaffeinated; coffee husks and skins; coffee substit	0.01	3.30	38,810.96		
4403	Wood in the rough, whether or not stripped of bark or sapwood, or roughly squared.	0.01	0.00	(96.91)		
0902	Tea, whether or not flavoured.	0.00	3.80	5		
7204	Ferrous waste and scrap; remelting scrap ingots of iron or steel.	0.00	0.09	3,041.89		
7308	Structures (excluding prefabricated buildings of heading 94.06) and parts of structures	0.00	-	(100.00)		
1007	Grain sorghum	0.00	-	(100.00)		
0406	Cheese and curd.	0.00	0.00	(41.59)		

Table 7c(Ctd): Intra-EAC Domestic Exports of the major twenty products, 2013 compared to 2012 (US\$, million)

Partner State	Country of Destination	Hs Level	Description of Goods	2012	2013	2013/2012 % change
Burundi	Tanzania	8902	Fishing vessels; factory ships and other vessels for processing or preserving fishery pr	0.00	-	(100.00)
		3404	Artificial waxes and prepared waxes.	0.00	-	(100.00)
		8474	Machinery for sorting, screening, separating, washing, crushing, grinding, mixing or kne	0.00	0.00	9.62
		2208	Undenatured ethyl alcohol of an alcoholic strength by volume of less than 80 % vol; spir	0.00	0.00	(27.48)
		1207	Other oil seeds and oleaginous fruits, whether or not broken.	0.00	-	(100.00)
			Beryllium, chromium, germanium, vanadium, gallium, hafnium, indium, niobium (columbium),	0.00	0.01	814.90
		8112		0.00	0.01	814.90
		Uganda	2digits			
	24	Tobacco and manufactured tobacco substitutes	2.02	0.15	(92.39)	
	09	Coffee, tea, mate and spices	1.49	0.24	(83.85)	
	41	Raw hides and skins (other than furskins) and leather	0.10	0.01	(91.23)	
	22	Beverages, spirits and vinegar	0.02	0.00	(99.82)	
	39	Plastics and articles thereof	0.01	0.04	203.74	
	70	Glass and glassware	0.01	0.04	256.41	
	72	Iron and steel	0.01	0.04	254.87	
	44	Wood and articles of wood; wood charcoal	0.00	-	(100.00)	
	84	Nuclear reactors, boilers, mchy & mech appliance, parts	0.00	0.02	5,258.09	
	01	Live animals	-	-	-	
	03	Fish & crustacean, mollusc & other aquatic invertebrate	-	-	-	
	04	Dairy prod; birds' eggs; natural honey; edible prod nes	-	0.02	-	
	05	Products of animal origin, nes or included	-	-	-	
	06	Live tree & other plant; bulb, root; cut flowers etc	-	-	-	
	07	Edible vegetables and certain roots and tubers	-	-	-	
	08	Edible fruit and nuts; peel of citrus fruit or melons	-	0.01	-	
	10	Cereals	-	-	-	
	11	Prod mill indust; malt; starches; insulin; wheat gluten	-	-	-	
	12	Oil seed, oleagi fruits; miscell grain, seed, fruit etc	-	-	-	
	14	Vegetable plaiting materials; vegetable products nes	-	-	-	
	4digits					
2402	Cigars, cheroots, cigarillos and cigarettes, of tobacco or of tobacco	2.02	0.15	(92.39)		
0901	Coffee, whether or not roasted or decaffeinated; coffee husks and skins;	1.49	0.24	(84.04)		
4101	Raw hides and skins of bovine (including buffalo) or equine animals etc	0.10	0.01	(91.10)		
2203	Beer made from malt.	0.02	-	(100.00)		
3923	Articles for the conveyance or packing of goods, of plastics; stoppers etc	0.01	0.04	191.55		
7010	Carboys, bottles, flasks, jars, pots, phials, ampoules and glass containers	0.01	0.04	256.41		
7204	Ferrous waste and scrap; remelting scrap ingots of iron or steel.	0.01	0.04	239.15		
4107	Leather further prepared after tanning or crusting, etc	0.00	-	-		
4407	Wood sawn or chipped lengthwise, sliced or peeled, whether or not	0.00	-	-		
2208	Undenatured ethyl alcohol of an alcoholic strength by less than 80 % vol;	0.00	0.00	(93.41)		
8438	Machinery, not specified or included elsewhere in this Chapter,	0.00	0.00	51.53		

Table 7d : Major Domestic Exports of EAC Countries 2012 (US\$ million)

Partner State	HS level	Description of Goods	FOB Values	
Uganda	2 digits			
	09	Coffee, tea, maté and spices.	452.61	
	03	Fish and crustaceans, molluscs and other aquatic invertebrates.	123.33	
	25	Salt; sulphur; earths and stone; plastering materials, lime and cement.	107.79	
	15	Animal or vegetable fats and oils and their cleavage products; prepared edible fats; animal or vegetable waxes.	84.29	
	72	Iron and steel.	78.38	
	52	Cotton.	75.05	
	24	Tobacco and manufactured tobacco substitutes.	68.61	
	06	Live trees and other plants; bulbs, roots and the like; cut flowers and ornamental foliage.	52.57	
	17	Sugars and sugar confectionery.	42.69	
	41	Raw hides and skins (other than furskins) and leather.	41.63	
	18	Cocoa and cocoa preparations.	38.44	
		Soap, organic surface-active agents, washing preparations, lubricating preparations, artificial waxes, prepared waxes, polishing or scouring preparations, candles and similar articles, modelling pastes, "dental waxes" and dental preparations with a basis	37.31	
	34	Articles of iron or steel.	34.13	
	22	Beverages, spirits and vinegar.	32.00	
	10	Cereals.	27.17	
	11	Products of the milling industry; malt; starches; inulin; wheat gluten.	21.62	
	23	Residues and waste from the food industries; prepared animal fodder.	20.08	
		Dairy produce; birds' eggs; natural honey; edible products of animal origin, not elsewhere specified or included.	19.31	
	07	Edible vegetables and certain roots and tubers.	18.25	
		Mineral fuels, mineral oils and products of their distillation; bituminous substances; mineral waxes.	17.30	
		4 digits		
		0901	Coffee; coffee husks and skins; coffee substitutes containing coffee	371.42
		2523	Portland cement, aluminous cement, persulphate cement, etc	103.38
		0304	Fish fillets and other fish meat, fresh, chilled or frozen	99.66
		0902	Tea	73.81
		5203	Cotton, carded or combed	67.70
		2401	Unmanufactured tobacco; tobacco refuse	57.71
		0602	Other live plants, cuttings and slips, mushroom spawn	52.36
		1516	Animal or vegetable fats and oils and fractions, hydrogenated, etc	43.98
		1701	Cane or beet sugar and chemically pure sucrose, in solid form	41.49
		1801	Cocoa beans	38.42
		7210	Rolled iron or non-alloy steel, >=600mm wide, clad, plated or coated	36.06
		3401	Soap; organic surface-active products in bars, etc; paper with soap, etc	32.03
		7214	Iron/steel bars and rods, forged, etc (incl. Twisted), uncoiled	31.59
		1511	Palm oil and its fractions wheather or not refined not chemically modified	31.25
		1005	Maize(corn)	25.11
		4106	Goat or kid skin leather, without hair on	23.69
		7306	Other tubes, pipes and hollow profiles of iron or steel, welded, nes	22.62
		4104	Leather of bovine or equine animals, without hair on	17.37
		2202	Waters (incl. Mineral and aerated), with added sugar...(incl. Sweetened)	16.92
		2716	Electrical energy	16.41
	Kenya	2 digits		
		09	Coffee, tea, maté and spices.	1,474.83
		06	Live trees and other plants; bulbs, roots and the	506.11
		07	Edible vegetables and certain roots and tubers.	248.45
24		Tobacco and manufactured tobacco substitutes.	196.14	
25		Salt; sulphur; earths and stone; plastering materi	183.60	
15		Animal or vegetable fats and oils and their cleava	181.47	
39		Plastics and articles thereof.	174.37	
71		Natural or cultured pearls, precious or semi-preci	170.36	
72		Iron and steel.	152.54	
28		Inorganic chemicals; organic or inorganic compound	148.73	
34		Soap, organic surface-active agents, washing prepa	140.88	

Table 7d (Ctd): Major Domestic Exports of EAC Countries 2012 (US\$ million)

Partner State	HS level	Description of Goods	FOB Values
	61	Articles of apparel and clothing accessories, knit	124.86
	62	Articles of apparel and clothing accessories, not	116.92
	20	Preparations of vegetables, fruit, nuts or other p	109.16
	30	Pharmaceutical products.	101.41
	84	Nuclear reactors, boilers, machinery and mechanica	89.59
	41	Raw hides and skins (other than furskins) and leat	89.01
	22	Beverages, spirits and vinegar.	85.04
	85	Electrical machinery and equipment and parts there	84.31
	08	Edible fruit and nuts; peel of citrus fruit or mel	81.26
	4 digits		
	0902	Tea	1,197.50
	0603	Cut flowers and flower buds for ornamental purpose	451.25
	0901	Coffee; coffee husks and skins; coffee substitutes	266.42
	7108	Gold, unwrought or in semi-manufactured forms, or	166.49
	0708	Leguminous vegetables, shelled or unshelled, fresh	145.56
	2836	Carbonates; peroxocarbonates; commercial ammonium	117.83
	2402	Cigars, cigarillos, cigarettes, etc, of tobacco or	117.23
	1511	Palm oil and its fractions wheather or not refined	101.91
	2523	Portland cement, aluminous cement, persulphate cem	99.90
	3401	Soap; organic surface-active products in bars, etc	93.33
	3923	Articles for conveyance or packing of goods, of pl	93.31
	7210	Rolled iron or non-alloy steel, >=600mm wide, clad	87.27
	3004	Medicaments of mixed or unmixed products, for reta	85.69
	2710	Petroleum oils and oils obtained from bituminous m	70.58
	1704	Sugar confectionery (incl. White chocolate), not c	68.68
	1404	Vegetable products not elsewhere specified or incl	63.59
	6204	Women's or girls' suits, ensembles, jackets, dress	56.73
	0602	Other live plants, cuttings and slips, mushroom sp	54.28
	0709	Other vegetables, fresh or chilled	48.69
	2008	Fruit, nuts and other parts of plants, otherwise p	44.63
Rwanda	2 digits		
	09	Coffee, tea, mate and spices	158.34
	26	Ores, slag and ash	136.05
	11	Products of the milling industry; malt; starches; inulin; wheat gluten	22.80
	87	Vehicles other than railway or tramway rolling?stock, and parts and accessories thereof	18.29
	22	Beverages, spirits and vinegar	12.64
Rwanda	41	Raw hides and skins (other than furskins) and leather	11.90
	01	Live animals	8.21
	72	Iron and steel	5.19
	13	Lac; gums, resins and other vegetable saps and extracts	4.71
	07	Edible vegetables and certain roots and tubers	3.26
		Oil seeds and oleaginous fruits; miscellaneous grains, seeds and fruit; industrial or medicinal plants	3.19
	12		3.19
	25	Salt; sulphur; earths and stone; plastering materials, lime and cement	3.16
	39	Plastics and articles thereof	2.59
	19	Preparations of cereals, flour, starch or milk; pastrycooks' products	2.56
	96	Miscellaneous manufactured articles	2.35
	74	Copper and articles thereof	2.30
	10	Cereals	2.15
	33	Essential oils and resinoids; perfumery, cosmetic or toilet preparations	1.67
	84	Nuclear reactors, boilers, machinery and mechanical appliances; parts thereof	1.50
	85	Electrical machinery and equipment and parts thereof; sound recorders and reproducers, television image etc	1.31

Table 7d (Ctd) : Major Domestic Exports of EAC Countries 2012 (US\$ million)

Partner State	HS level	Description of Goods	FOB Values
	4 digits		
	0902	Tea, whether or not flavoured.	87.34
	0901	Coffee, whether or not roasted or decaffeinated; coffee husks and skins; coffee substitu	70.99
	2615	Niobium, tantalum, vanadium or zirconium ores and concentrates.	56.89
	2609	Tin ores and concentrates.	52.88
	2611	Tungsten ores and concentrates.	21.46
	8703	Motor cars and other motor vehicles principally designed for the transport of persons (o	16.27
	1101	Wheat or meslin flour.	15.19
	2203	Beer made from malt.	8.96
	0102	Live bovine animals.	7.45
	4101	Raw hides and skins of bovine (including buffalo) or equine animals (fresh, or salted, d	7.18
	1102	Cereal flours other than of wheat or meslin.	5.01
	2610	Chromium ores and concentrates.	4.78
	1302	Vegetable saps and extracts; pectic substances, pectinates and pectates; agar-agar and o	4.71
	4103	Other raw hides and skins (fresh, or salted, dried, limed, pickled or otherwise preserve	4.60
	2202	Waters, including mineral waters and aerated waters, containing added sugar or other swe	3.40
	1211	Plants and parts of plants (including seeds and fruits), of a kind used primarily in per	3.11
	7214	Other bars and rods of iron or non-alloy steel, not further worked than forged, hot-roll	2.62
	2523	Portland cement, aluminous cement, slag cement, supersulphate cement and similar	2.54
	1103	Cereal groats, meal and pellets.	2.43
	9605	Travel sets for personal toilet, sewing or shoe or clothes cleaning.	2.35
Burundi	2 digits		
	09	Coffee, Tea, Mate And Spices	95.4
	22	Beverages, Spirits And Vinegar	2.7
	24	Tobacco And Manufactured Tobacco Substitutes	2.7
	25	Salt; sulphur; earths and stone; plastering materials, lime and cement.	0.0
	26	Ores, Slag And Ash	17.4
	70	Glass and glassware.	0.6
	84	Nuclear Reactors, Boilers, Mchy & Mech Appliance; Parts	0.1
	01	Live animals.	0.0
	07	Edible Vegetables And Certain Roots And Tubers	0.1
	08	Edible Fruit And Nuts; Peel Of Citrus Fruit Or Melons	0.1
	12	Oil Seed, Oleagi Fruits; Miscell Grain, Seed, Fruit Etc	0.1
Burundi	15	Animal/Veg Fats & Oil & Their Cleavage Products; Etc	0.1
	34	Soap, Organic Surface-Active Agents, Washing Prep, Etc	6.7
	41	Raw Hides And Skins (Other Than Furskins) And Leather	6.6
	44	Wood And Articles Of Wood; Wood Charcoal	0.1
	03	Fish & Crustacean, Mollusc & Other Aquatic Invertebrate	0.1
	06	Live Tree & Other Plant; Bulb, Root; Cut Flowers Etc	0.0
	4 digits		
	1211	Plants and parts of plants, of a kind used in perfumery, pharmacy...etc	0.1
	1511	Palm oil and its fractions wheather or not refined not chemically modified	0.1
	2203	Beer Made From Malt	2.7
	2402	Cigars, Cigarillos, Cigarettes, Etc, Of Tobacco Or Tobacco Substitutes	2.7

Table 7d (Ctd): Major Domestic Exports of EAC Countries 2012 (US\$ million)

Partner State	HS level	Description of Goods	FOB Values
	2611	Tungsten Ores And Concentrates	0.2
	2616	Precious Metal Ores And Concentrates	0.3
	2617	Other Ores And Concentrates	16.9
	3401	Soap; Organic Surface-Active Products In Bars, Etc; Paper With Soap,Etc	6.7
	4102	Raw skins of sheep or lambs, but not tanned	0.6
	4103	Other Raw Hides And Skins, Fresh Or Preserved, Not Tanned, Nes	1.8
	4104	Sheep or lamb skin leather, without wool on	0.6
	4112	Leather further prepared after tanning or crusting, including parchment-dressed leather, of sheep or lamb,	1.0
	8438	Machinery, nes, for the industrial preparation of food or drink	0.1
	0301	Live Fish	0.1
	0901	coffee	70.0
	0902	tea	25.4
	7010	Carboys, bottles, flasks... Ampoules, etc; stoppers, lids..., of glass	0.6
	0709	Other vegetables, fresh or chilled	0.1
	0803	Bananas	0.1
	4101	Raw Hides And Skins Of Bovine Or Equine Animals, Not Tanned	2.7
Tanzania	2 digits		
	71	Natural/Cultured Pearls, Prec Stones & Metals, Coin Etc	1,911.25
	26	Ores, Slag And Ash	832.83
	09	Coffee, Tea, Mate And Spices	281.84
	24	Tobacco And Manufactured Tobacco Substitutes	223.12
	08	Edible Fruit And Nuts; Peel Of Citrus Fruit Or Melons	189.83
	52	Cotton	171.25
	03	Fish & Crustacean, Mollusc & Other Aquatic Invertebrate	166.00
	12	Oil Seed, Oleagi Fruits; Miscell Grain, Seed, Fruit Etc	157.08
	07	Edible Vegetables And Certain Roots And Tubers	133.58
	84	Nuclear Reactors, Boilers, Mchy & Mech Appliance; Parts	120.21
	25	Salt; Sulphur; Earth & Ston; Plastering Mat; Lime & Cem	82.18
	63	Other Made Up Textile Articles; Sets; Worn Clothing Etc	77.25
	23	Residues & Waste From The Food Indust; Prepr Ani Fodder	75.37
	06	Live Tree & Other Plant; Bulb, Root; Cut Flowers Etc	70.89
	11	Prod Mill Indust; Malt; Starches; Insulin; Wheat Gluten	68.23
	27	Mineral Fuels, Oils & Product Of Their Distillation; Etc	63.03
	10	Cereals	57.50
	70	Glass And Glassware	52.04
	15	Animal/Veg Fats & Oil & Their Cleavage Products; Etc	51.83
	39	Plastics And Articles Thereof	42.83

Table 7d (Ctd): Major Domestic Exports of EAC Countries 2012 (US\$ million)

Partner State	HS level	Description of Goods	FOB Values
Tanzania	4 digits		
	7108	Gold, Unwrought Or In Semi-Manufactured Forms, Or In Powder Form	1,863.33
	2616	Precious Metal Ores And Concentrates	421.32
	2603	Copper Ores And Concentrates	324.34
	2401	Unmanufactured Tobacco; Tobacco Refuse	188.45
	0901	Coffee; Coffee Husks And Skins; Coffee Substitutes Containing Coffee	187.69
	0801	Coconuts, Brazil Nuts And Cashew Nuts, Fresh Or Dried	163.09
	0304	Fish Fillets And Other Fish Meat, Fresh, Chilled Or Frozen	142.54
	5201	Cotton, Not Carded Or Combed	126.39
	0713	Dried Leguminous Vegetables, Shelled	101.01
	1207	Other Oil Seeds And Oleaginous Fruits	94.48
	2602	Manganese Ores And Concentrates	83.53
	8431	Parts Suitable For Use With The Machinery Of 84.25 To 84.30	61.88
	2306	Oil-Cake And Other Solid Residues, Of Vegetable Fats	59.15
	0902	Tea	56.00
	6304	Other Furnishing Articles, Nes (Excl. Of 94.04)	55.57
	1101	Wheat Or Meslin Flour	42.19
	7103	Precious Stones (Excl. Diamonds) And Semi-Precious Stones, Not Set...	40.65
	1005	Maize(Corn)	38.51
	0907	Cloves	37.36
0602	Other Live Plants, Cuttings And Slips, Mushroom Spawn	37.15	

Table 7e : Major Domestic Exports of EAC Countries 2013 (US\$ million)

Partner State	HS level	Description of Goods	FOB Values	
Uganda	2 digits			
	09	Coffee, tea, mate and spices	516.01	
	03	Fish & crustacean, mollusc & other aquatic invertebrate	125.51	
	24	Tobacco and manufactured tobacco substitutes	118.16	
	25	Salt; sulphur; earth & ston; plastering mat; lime & cem	103.64	
	72	Iron and steel	91.47	
	15	Animal/veg fats & oils & their cleavage products; etc	73.00	
	41	Raw hides and skins (other than furskins) and leather	64.35	
	06	Live tree & other plant; bulb, root; cut flowers etc	56.42	
	18	Cocoa and cocoa preparations	54.83	
	11	Prod mill indust; malt; starches; inulin; wheat gluten	42.18	
	22	Beverages, spirits and vinegar	40.54	
	34	Soap, organic surface-active agents, washing prep, etc	35.71	
	12	Oil seed, oleagi fruits; miscell grain, seed, fruit etc	34.16	
	73	Articles of iron or steel	32.74	
	52	Cotton	31.70	
	23	Residues & waste from the food indust; prepr ani fodder	27.22	
	07	Edible vegetables and certain roots and tubers	26.00	
	10	Cereals	25.00	
	04	Dairy prod; birds' eggs; natural honey; edible prod nes	24.58	
	39	Plastics and articles thereof	19.31	
		4 digits		
		0901	Coffee; coffee husks and skins; coffee substitutes containing coffee	425.25
		2401	Unmanufactured tobacco; tobacco refuse	113.45
		0304	Fish fillets and other fish meat, fresh, chilled or frozen	104.86
		2523	Portland cement, aluminous cement, persulphate cement, etc	101.53
		0902	Tea	85.34
		1801	Cocoa beans, whole or broken, raw or roasted	54.82
		0602	Other live plants, cuttings and slips, mushroom spawn	54.48
		1516	Animal or vegetable fats and oils and fractions, hydrogenated, etc	40.51
		7214	Iron/steel bars and rods, forged, etc (incl. Twisted), uncoiled	38.97
		4104	Leather of bovine or equine animals, without hair on	37.73
		7210	Rolled iron or non-alloy steel, >=600mm wide, clad, plated or coated	35.87
3401		Soap; organic surface-active products in bars, etc; paper with soap, etc	30.65	
1207		Other oil seeds and oleaginous fruits	30.53	
1101		Wheat or meslin flour	27.79	
5203		Cotton, carded or combed	27.60	
4106		Goat or kid skin leather, without hair on	25.94	
1511	Palm oil and its fractions	25.34		
1005	Maize(corn)	23.05		
7306	Other tubes, pipes and hollow profiles of iron or steel, welded, nes	20.33		
2202	Waters (incl. Mineral and aerated), with added sugar...(incl. Sweetened)	18.73		
Tanzania	2 digits			
	84	Nuclear reactors, boilers, mchy & mech appliance; parts	45.00	
	48	Paper & paperboard; art of paper pulp, paper/paperboard	36.00	
	27	Mineral fuels, oils & product of their distillation; etc	29.00	

Table 7e (Ctd): Major Domestic Exports of EAC Countries 2013 (US\$ million)

Partner State	HS level	Description of Goods	FOB Values	
Tanzania	63	Other made up textile articles; sets; worn clothing etc	28.00	
	10	Cereals	26.00	
	25	Salt; sulphur; earth & ston; plastering mat; lime & cem	20.00	
	31	Fertilisers	20.00	
	85	Electrical mchy equip parts thereof; sound recorder etc	20.00	
	39	Plastics and articles thereof	15.00	
	11	Prod mill indust; malt; starches; insulin; wheat gluten	14.00	
	23	Residues & waste from the food indust; prepr ani fodder	14.00	
	09	Coffee, tea, mate and spices	12.00	
	22	Beverages, spirits and vinegar	12.00	
	70	Glass and glassware	12.00	
	12	Oil seed, oleagi fruits; miscell grain, seed, fruit etc	10.00	
	73	Articles of iron and steel	10.00	
	07	Edible vegetables and certain roots and tubers	9.00	
	72	Iron and steel	7.00	
	44	Wood and articles of wood; wood charcoal	6.00	
	52	Cotton	6.00	
		4 digits		
		4804	Uncoated kraft paper and paperboard, in rolls or sheets (excl. 48.02+03)	22.00
		8479	Machines and mechanical appliances, having individual functions, nes	21.00
		3105	Mineral or chemical fertilizers, nes; other fertilizers; goods =<10kg	19.00
		6304	Other furnishing articles, nes (excl. Of 94.04)	14.00
		1103	Cereal groats, meal and pellets	13.00
		2306	Oil-cake and other solid residues, of vegetable fats	13.00
		2523	Portland cement, aluminous cement, persulphate cement, etc	13.00
		1006	Rice	12.00
		2710	Petroleum oils and oils obtained from bituminous minerals, other than crude	12.00
		2712	Petroleum jelly; paraffin wax... And other mineral waxes, etc	12.00
		6305	Sacks and bags, used for packing goods	12.00
		0902	Tea	11.00
		7010	Carboys, bottles, flasks... Ampoules, etc; stoppers, lids..., of glass	11.00
		3923	Articles for conveyance or packing of goods, of plastics	9.00
		8506	Primary cells and primary batteries	9.00
		1005	Maize(corn)	7.00
		4821	Paper or paperboard labels of all kinds, whether or not printed	7.00
	0708	Leguminous vegetables, shelled or unshelled, fresh or chilled	6.00	
	1001	Wheat and meslin	6.00	
	8405	Producer gas or water gas generators; acetylene gas generators, etc	6.00	
Rwanda	2 digits			
	26	Ores, slag and ash	222.22	
	09	Coffee, tea, mate and spices	113.17	
	22	Beverages, spirits and vinegar	21.23	
	11	Products of the milling industry; malt; starches; inulin; wheat gluten	20.68	
	73	Articles of iron or steel	16.29	
	41	Raw hides and skins (other than furskins) and leather	16.00	
	01	Live animals	7.90	
	63	Other made up textile articles; sets; worn clothing and worn textile articles; rags	6.50	
	72	Iron and steel	5.13	
	07	Edible vegetables and certain roots and tubers	4.33	
	12	Oil seeds and oleaginous fruits; miscellaneous grains, seeds and fruit; industrial or medicinal plant	4.18	
	84	Nuclear reactors, boilers, machinery and mechanical appliances; parts thereof	4.15	
	25	Salt; sulphur; earths and stone; plastering materials, lime and cement	3.74	

Table 7e(Ctd) : Major Domestic Exports of EAC Countries 2013 (US\$ million)

Partner State	HS level	Description of Goods	FOB Values	
Rwanda	39	Plastics and articles thereof	3.51	
	94	Furniture; bedding, mattresses, mattress supports, cushions and similar stuffed furnishings; lamps	3.20	
	80	Tin and articles thereof	3.12	
	85	Electrical machinery and equipment and parts thereof; sound recorders and television images	2.92	
	10	Cereals	2.66	
	19	Preparations of cereals, flour, starch or milk; pastry cooks' products	2.03	
	33	Essential oils and resinoids; perfumery, cosmetic or toilet preparations	1.78	
		4 digits		
		2615	Niobium, tantalum, vanadium or zirconium ores and concentrates.	134.57
		0902	Tea, whether or not flavoured.	61.55
	2609	Tin ores and concentrates.	57.96	
	0901	Coffee, whether or not roasted or decaffeinated; coffee husks and skins; coffee substitu	51.61	
	2611	Tungsten ores and concentrates.	29.02	
	2203	Beer made from malt.	17.74	
	7311	Containers for compressed or liquefied gas, of iron or steel.	15.95	
	4101	Raw hides and skins of bovine (including buffalo) or equine animals (fresh, or salted, d	11.67	
	1101	Wheat or meslin flour.	9.76	
	1102	Cereal flours other than of wheat or meslin.	8.60	
	0102	Live bovine animals.	7.44	
	6309	Worn clothing and other worn articles.	6.44	
	4103	Other raw hides and skins (fresh, or salted, dried, limed, pickled or otherwise preserve	4.33	
	1211	Plants and parts of plants (including seeds and fruits), of a kind used primarily in per	4.10	
	2202	Waters, including mineral waters and aerated waters, containing added sugar or other swe	3.20	
	7210	Flat-rolled products of iron or non-alloy steel, of a width of 600 mm or more, clad, pla	3.14	
	8001	Unwrought tin.	3.12	
	2523	Portland cement, aluminous cement, slag cement, supersulphate cement and similar hydraul	2.91	
	9404	Mattress supports; articles of bedding and similar furnishing (for example, mattresses,	2.90	
	3923	Articles for the conveyance or packing of goods, of plastics; stoppers, lids, caps and o	2.80	
Kenya	2 digits			
	09	Coffee, tea, maté and spices.	1,418.93	
	06	Live trees and other plants; bulbs, roots and the	538.01	
	07	Edible vegetables and certain roots and tubers.	262.87	
	39	Plastics and articles thereof.	166.88	
	25	Salt; sulphur; earths and stone; plastering materi	165.52	
	24	Tobacco and manufactured tobacco substitutes.	159.18	
	72	Iron and steel.	151.55	
	20	Preparations of vegetables, fruit, nuts or other p	151.26	
	61	Articles of apparel and clothing accessories, knit	141.33	
	62	Articles of apparel and clothing accessories, not	140.05	
	28	Inorganic chemicals; organic or inorganic compound	128.31	
	15	Animal or vegetable fats and oils and their cleava	120.96	
	34	Soap, organic surface-active agents, washing prepa	112.16	
	41	Raw hides and skins (other than furskins) and leat	100.15	
	71	Natural or cultured pearls, precious or semi-preci	93.00	
	22	Beverages, spirits and vinegar.	82.77	
	30	Pharmaceutical products.	81.99	
	08	Edible fruit and nuts; peel of citrus fruit or mel	79.54	
	85	Electrical machinery and equipment and parts there	75.66	
48	Paper and paperboard; articles of paper pulp, of p	68.56		

Table 7e(Ctd) : Major Domestic Exports of EAC Countries 2013 (US\$ million)

Partner State	HS level	Description of Goods	FOB Values
Kenya	4 digits		
	0902	Tea	1,215.14
	0603	Cut flowers and flower buds for ornamental purpose	480.17
	0901	Coffee; coffee husks and skins; coffee substitutes	190.81
	0708	Leguminous vegetables, shelled or unshelled, fresh	126.71
	2836	Carbonates; peroxocarbonates; commercial ammonium	107.84
	2523	Portland cement, aluminous cement, persulphate cem	103.60
	2402	Cigars, cigarillos, cigarettes, etc, of tobacco or	101.54
	3923	Articles for conveyance or packing of goods, of pl	90.47
	7108	Gold, unwrought or in semi-manufactured forms, or	88.82
	7210	Rolled iron or non-alloy steel, >=600mm wide, clad	85.36
	6204	Women's or girls' suits, ensembles, jackets, dress	76.93
	2008	Fruit, nuts and other parts of plants, otherwise p	70.57
	3004	Medicaments of mixed or unmixed products, for reta	63.96
	3401	Soap; organic surface-active products in bars, etc	62.88
	1704	Sugar confectionery (incl. White chocolate), not c	62.61
	1511	Palm oil and its fractions wheather or not refined	62.04
	0602	Other live plants, cuttings and slips, mushroom sp	56.79
	0713	Dried leguminous vegetables, shelled	55.68
	0709	Other vegetables, fresh or chilled	51.18
0804	Dates, figs, pineapples...etc, fresh or dried	43.41	
Burundi	2 digits		
	71	Natural/cultured pearls, prec stones & metals, coin etc	80.10
	09	Coffee, tea, mate and spices	37.48
	34	Soap, organic surface-active agents, washing prep, etc	6.15
	26	Ores, slag and ash	4.09
	76	Aluminium and articles thereof	4.04
	24	Tobacco and manufactured tobacco substitutes	2.96
	11	Prod mill indust; malt; starches; insulin; wheat gluten	2.92
	22	Beverages, spirits and vinegar	2.30
	41	Raw hides and skins (other than furskins) and leather	2.09
	72	Iron and steel	1.92
	70	Glass and glassware	1.79
	52	Cotton	1.74
	85	Electrical mchy equip parts thereof, sound recorder etc	1.63
	39	Plastics and articles thereof	1.35
	73	Articles of iron and steel	0.50
	87	Vehicles o/t railw/tranw rool-stock, pts & accessories	0.48
	21	Miscellaneous edible preparations	0.33
	98	Effets personnels dépourvus de tout caractère commercial	0.26
	03	Fish & crustacean, mollusc & other aquatic invertebrate	0.25
15	Animal/veg fats & oil & their cleavage products; etc	0.24	
	4 digits		
	7108	Gold (including gold plated with platinum) unwrought or in semi-manufactured forms, or i	80.10
	0901	Coffee, whether or not roasted or decaffeinated; coffee husks and skins; coffee substitu	25.35
	0902	Tea, whether or not flavoured.	12.13
	3401	Soap; organic surface-active products and preparations for use as soap, in the form of b	5.92
	7602	Aluminium waste and scrap	4.02
	2402	Cigars, cheroots, cigarillos and cigarettes, of tobacco or of tobacco substitutes.	2.96

Table 7e(Ctd) : Major Domestic Exports of EAC Countries 2013 (US\$ million)

Partner State	HS level	Description of Goods	FOB Values
Burundi	1101	Wheat or meslin flour	2.90
	2203	Beer made from malt.	2.19
	7010	Carboys, bottles, flasks, jars, pots, phials, ampoules and other containers, of glass, o	1.70
	7214	Other bars and rods of iron or non-alloy steel, not further worked than forged, hot-roll	1.61
	2611	Tungsten ores and concentrates	1.50
	5203	Cotton, carded or combed.	1.42
	2615	Niobium, tantalum, vanadium or zirconium ores and concentrates.	1.40
	3923	Articles for the conveyance or packing of goods, of plastics; stoppers, lids, caps and o	1.21
	2617	Other ores and concentrates.	1.19
	8502	Electric generating sets and rotary converters.	0.97
	4104	Tanned or crust hides and skins of bovine (including buffalo) or equine animals, without	0.63
	4112	Leather further prepared after tanning or crusting, including parchment-dressed leather, etc.	0.62
	4106	Tanned or crust hides and skins of other animals, without wool or hair on, whether or no	0.47
7311	Containers for compressed or liquefied gas, of iron or steel	0.39	

Table 7f: Twenty Major EAC Domestic Exports for 2013 compared to 2012 (US\$ million)

Partner State	HS level	Description of Goods	2012	2013	2013/2012 % change	
Uganda	2 digits					
	09	Coffee, tea, mate and spices	452.61	516.01	14.01	
	03	Fish & crustacean, mollusc & other aquatic invertebrate	123.33	125.51	1.77	
	24	Tobacco and manufactured tobacco substitutes	68.61	118.16	72.22	
	25	Salt; sulphur; earth & ston; plastering mat; lime & cem	107.79	103.64	(3.85)	
	72	Iron and steel	78.38	91.47	16.70	
	15	Animal/veg fats & oils & their cleavage products; etc	84.29	73.00	(13.39)	
	41	Raw hides and skins (other than furskins) and leather	41.63	64.35	54.57	
	06	Live tree & other plant; bulb, root; cut flowers etc	52.57	56.42	7.32	
	18	Cocoa and cocoa preparations	38.44	54.83	42.63	
	11	Prod mill indust; malt; starches; inulin; wheat gluten	21.62	42.18	95.07	
	22	Beverages, spirits and vinegar	32.00	40.54	26.69	
	34	Soap, organic surface-active agents, washing prep, etc	37.31	35.71	(4.29)	
	12	Oil seed, oleagi fruits; miscell grain, seed, fruit etc	16.65	34.16	105.22	
	73	Articles of iron or steel	34.13	32.74	(4.07)	
	52	Cotton	75.05	31.70	(57.76)	
	23	Residues & waste from the food industry	20.08	27.22	35.56	
	07	Edible vegetables and certain roots and tubers	18.25	26.00	42.50	
	10	Cereals	27.17	25.00	(7.99)	
	04	Dairy prod; birds' eggs; natural honey; edible prod nes	19.31	24.58	27.28	
	39	Plastics and articles thereof	16.09	19.31	20.00	
		4 digit				
		0901	Coffee; coffee husks and skins; coffee substitutes containing coffee	371.42	425.25	14.49
		2401	Unmanufactured tobacco; tobacco refuse	57.71	113.45	96.60
		0304	Fish fillets and other fish meat, fresh, chilled or frozen	99.66	104.86	5.22
		2523	Portland cement, aluminous cement, per sulphate cement, etc	103.38	101.53	(1.80)
		0902	Tea	73.81	85.34	15.62
		1801	Cocoa beans, whole or broken, raw or roasted	38.42	54.82	42.68
		0602	Other live plants, cuttings and slips, mushroom spawn	52.36	54.48	4.04
		1516	Animal or vegetable fats and oils and fractions, hydrogenated, etc	43.98	40.51	(7.87)
		7214	Iron/steel bars and rods, forged, etc (incl. Twisted), uncoiled	31.59	38.97	23.37
		4104	Leather of bovine or equine animals, without hair on	17.37	37.73	117.15
		7210	Rolled iron or non-alloy steel, >=600mm wide, clad, plated or coated	36.06	35.87	(0.52)
		3401	Soap; organic surface-active products in bars, etc; paper with soap,etc	32.03	30.65	(4.31)
		1207	Other oil seeds and oleaginous fruits	12.47	30.53	144.86
		1101	Wheat or meslin flour	10.08	27.79	175.63
		5203	Cotton, carded or combed	67.70	27.60	(59.24)
		4106	Goat or kid skin leather, without hair on	23.69	25.94	9.49
		1511	Palm oil and its fractions	31.25	25.34	(18.91)
	1005	Maize(corn)	25.11	23.05	(8.19)	
	7306	Other tubes, pipes and hollow profiles of iron or steel, welded, nes	22.62	20.33	(10.13)	
	2202	Waters (incl. Mineral and aerated), with added sugar...(incl. Sweetened)	16.92	18.73	10.69	

Table 7f(Ctd): Twenty Major EAC Domestic Exports for 2013 compared to 2012 (US\$ million)

Partner State	HS level	Description of Goods	2012	2013	2013/2012 % change	
Tanzania	2 digits					
	84	Nuclear reactors, boilers, mchy & mech appliance; parts	10.00	45.00	350.00	
	48	Paper & paperboard; art of paper pulp, paper/paperboard	28.00	36.00	28.57	
	27	Mineral fuels, oils & product of their distillation; etc	41.00	29.00	-29.27	
	63	Other made up textile articles; sets; worn clothing etc	29.00	28.00	-3.45	
	10	Cereals	51.00	26.00	-49.02	
	25	Salt; sulphur; earth & ston; plastering mat; lime & cem	31.00	20.00	-35.48	
	31	Fertilisers	10.00	20.00	100.00	
	85	Electrical mchy equip parts thereof; sound recorder etc	10.00	20.00	100.00	
	39	Plastics and articles thereof	16.00	15.00	-6.25	
	11	Prod mill indust; malt; starches; insulin; wheat gluten	22.00	14.00	-36.36	
	23	Residues & waste from the food indust; prepr ani fodder	44.00	14.00	-68.18	
	09	Coffee, tea, mate and spices	15.00	12.00	-20.00	
	22	Beverages, spirits and vinegar	14.00	12.00	-14.29	
	70	Glass and glassware	16.00	12.00	-25.00	
	12	Oil seed, oleagi fruits; miscell grain, seed, fruit etc	6.00	10.00	66.67	
	73	Articles of iron and steel	10.00	10.00	0.00	
	07	Edible vegetables and certain roots and tubers	26.00	9.00	-65.38	
	72	Iron and steel	11.00	7.00	-36.36	
	44	Wood and articles of wood; wood charcoal	5.00	6.00	20.00	
	52	Cotton	6.00	6.00	0.00	
		4 digits				
		4804	Uncoated kraft paper and paperboard, in rolls or sheets (excl. 48.02+03)	17.00	22.00	60.90
		8479	Machines and mechanical appliances, having individual functions, nes	1.00	21.00	17.24
		3105	Mineral or chemical fertilizers, nes; other fertilizers; goods =<10kg	10.00	19.00	33.89
		6304	Other furnishing articles, nes (excl. Of 94.04)	15.00	14.00	25.01
		1103	Cereal groats, meal and pellets	13.00	13.00	7.99
		2306	Oil-cake and other solid residues, of vegetable fats	43.00	13.00	-0.73
		2523	Portland cement, aluminous cement, persulphate cement, etc	17.00	13.00	-17.50
		1006	Rice	4.00	12.00	37.87
		2710	Petroleum oils and oils obtained from bituminous minerals, other than crude	4.00	12.00	-27.06
		2712	Petroleum jelly; paraffin wax... And other mineral waxes, etc	10.00	12.00	-13.93
		6305	Sacks and bags, used for packing goods	10.00	12.00	-26.00
		0902	Tea	15.00	11.00	-4.62
		7010	Carboys, bottles, flasks... Ampoules, etc; stoppers, lids..., of glass	16.00	11.00	-3.48
		3923	Articles for conveyance or packing of goods, of plastics	7.00	9.00	21.73
		8506	Primary cells and primary batteries	0.00	9.00	285.86
		1005	Maize(corn)	38.00	7.00	7.99
		4821	Paper or paperboard labels of all kinds, whether or not printed	3.00	7.00	413.76
	0708	Leguminous vegetables, shelled or unshelled, fresh or chilled	8.00	6.00	24.30	
	1001	Wheat and meslin	2.00	6.00	251.48	
	8405	Producer gas or water gas generators; acetylene gas generators, etc	0.00	6.00	145.11	
Rwanda	2 digits					
	26	Ores, slag and ash	136.05	222.22	6333.85%	
	09	Coffee, tea, mate and spices	158.34	113.17	-2852.57%	
	22	Beverages, spirits and vinegar	12.64	21.23	6794.58%	

Table 7f(Ctd): Twenty Major EAC Domestic Exports for 2013 compared to 2012 (US\$ million)

Partner State	HS level	Description of Goods	2012	2013	2013/2012 % change	
Rwanda	11	Products of the milling industry; malt; starches; inulin; wheat gluten	22.80	20.68	-933.34%	
	73	Articles of iron or steel	0.73	16.29	214613.51%	
	41	Raw hides and skins (other than furskins) and leather	11.90	16.00	3448.84%	
	01	Live animals	8.21	7.90	-368.76%	
		Other made up textile articles; sets; worn clothing and worn textile articles; rags	1.17	6.50	45578.01%	
	72	Iron and steel	5.19	5.13	-102.89%	
	07	Edible vegetables and certain roots and tubers	3.26	4.33	3300.68%	
		Oil seeds and oleaginous fruits; miscellaneous grains, seeds and fruit; industrial or medicinal plant	3.19	4.18	3076.45%	
		Nuclear reactors, boilers, machinery and mechanical appliances; parts thereof	1.50	4.15	17664.68%	
	25	Salt; sulphur; earths and stone; plastering materials, lime and cement	3.16	3.74	1847.49%	
	39	Plastics and articles thereof	2.59	3.51	3573.00%	
		Furniture; bedding, mattresses, mattress supports, cushions and similar stuffed furnishings; lamps and	0.91	3.20	25081.91%	
	80	Tin and articles thereof	-	3.12		
		Electrical machinery and equipment and parts thereof; sound recorders and reproducers, television images	1.31	2.92	12330.60%	
	10	Cereals	2.15	2.66	2363.98%	
	19	Preparations of cereals, flour, starch or milk; pastrycooks' products	2.56	2.03	-2077.77%	
	33	Essential oils and resinoids; perfumery, cosmetic or toilet preparations	1.67	1.78	655.93%	
		4 digits				
		2615	Niobium, tantalum, vanadium or zirconium ores and concentrates.	56.89	134.57	13656.43%
		0902	Tea, whether or not flavoured.	87.34	61.55	-2953.02%
		2609	Tin ores and concentrates.	52.88	57.96	960.92%
			Coffee, whether or not roasted or decaffeinated; coffee husks and skins; coffee substitute	70.99	51.61	-2729.40%
		0901	Tungsten ores and concentrates.	21.46	29.02	3517.82%
		2203	Beer made from malt.	8.96	17.74	9794.55%
		7311	Containers for compressed or liquefied gas, of iron or steel.	0.12	15.95	1324194.45%
			Raw hides and skins of bovine (including buffalo) or equine animals (fresh, or salted, d	7.18	11.67	6255.35%
		4101	Wheat or meslin flour.	15.19	9.76	-3572.95%
		1102	Cereal flours other than of wheat or meslin.	5.01	8.60	7154.46%
		0102	Live bovine animals.	7.45	7.44	-10.29%
		6309	Worn clothing and other worn articles.	1.06	6.44	50804.27%
			Other raw hides and skins (fresh, or salted, dried, limed, pickled or otherwise preserve	4.60	4.33	-596.14%
		4103	Plants and parts of plants (including seeds and fruits), of a kind used primarily in per	3.11	4.10	3158.34%
		1211	Waters, including mineral waters and aerated waters, containing added sugar or other swe	3.40	3.20	-579.70%
	2202	Flat-rolled products of iron or non-alloy steel, of a width of 600 mm or more, clad, pla	1.32	3.14	13834.93%	
	7210	Unwrought tin.	-	3.12		
	8001	Portland cement, aluminous cement, slag cement, supersulphate cement and similar hydraul	2.54	2.91	1434.23%	
	2523	Mattress supports; articles of bedding and similar furnishing (for example, mattresses,	0.61	2.90	37716.74%	
	9404	Articles for the conveyance or packing of goods, of plastics; stoppers, lids, caps and o	2.08	2.80	3467.47%	
	3923					
Kenya	2 digits		1,474.	1,418.9		
	09	Coffee, tea, maté and spices.	83	3	-3.79	
	06	Live trees and other plants; bulbs, roots and the	506.11	538.01	6.30	
	07	Edible vegetables and certain roots and tubers.	248.45	262.87	5.80	

Table 7f(Ctd): Twenty Major EAC Domestic Exports for 2013 compared to 2012 (US\$ million)

Partner State	HS level	Description of Goods	2012	2013	2013/2012 % change	
Kenya	39	Plastics and articles thereof.	174.37	166.88	-4.30	
	25	Salt; sulphur; earths and stone; plastering material	183.60	165.52	-9.84	
	24	Tobacco and manufactured tobacco substitutes.	196.14	159.18	-18.84	
	72	Iron and steel.	152.54	151.55	-0.65	
	20	Preparations of vegetables, fruit, nuts or other p	109.16	151.26	38.56	
	61	Articles of apparel and clothing accessories, knit	124.86	141.33	13.20	
	62	Articles of apparel and clothing accessories, not	116.92	140.05	19.78	
	28	Inorganic chemicals; organic or inorganic compound	148.73	128.31	-13.73	
	15	Animal or vegetable fats and oils	181.47	120.96	-33.34	
	34	Soap, organic surface-active agents,	140.88	112.16	-20.39	
	41	Raw hides and skins (other than furskins)	89.01	100.15	12.52	
	71	Natural or cultured pearls, precious or semi-precious	170.36	93.00	-45.41	
	22	Beverages, spirits and vinegar.	85.04	82.77	-2.67	
	30	Pharmaceutical products.	101.41	81.99	-19.15	
	08	Edible fruit and nuts; peel of citrus fruit	81.26	79.54	-2.11	
	85	Electrical machinery and equipment and parts there	84.31	75.66	-10.25	
	48	Paper and paperboard; articles of paper pulp, of p	68.31	68.56	0.36	
		4 digits				
		0902	Tea	1,197.50	1,215.14	1.47
		0603	Cut flowers and flower buds for ornamental purpose	451.25	480.17	6.41
		0901	Coffee; coffee husks and skins; coffee substitutes	266.42	190.81	-28.38
		0708	Leguminous vegetables, shelled or unshelled, fresh	145.56	126.71	-12.95
		2836	Carbonates; peroxocarbonates; commercial ammonium	117.83	107.84	-8.48
		2523	Portland cement, aluminous cement, persulphate cem	99.90	103.60	3.70
		2402	Cigars, cigarillos, cigarettes, etc. of tobacco or	117.23	101.54	-13.38
		3923	Articles for conveyance or packing of goods, of pl	93.31	90.47	-3.04
		7108	Gold, unwrought or in semi-manufactured forms, or	166.49	88.82	-46.65
		7210	Rolled iron or non-alloy steel, >=600mm wide, clad	87.27	85.36	-2.20
		6204	Women's or girls' suits, ensembles, jackets, dress	56.73	76.93	35.60
		2008	Fruit, nuts and other parts of plants, otherwise p	44.63	70.57	58.12
		3004	Medicaments of mixed or unmixed products, for reta	85.69	63.96	-25.36
		3401	Soap; organic surface-active products in bars, etc	93.33	62.88	-32.63
		1704	Sugar confectionery (incl. White chocolate), not c	68.68	62.61	-8.83
		1511	Palm oil and its fractions wheather or not refined	101.91	62.04	-39.13
		0602	Other live plants, cuttings and slips, mushroom sp	54.28	56.79	4.64
	0713	Dried leguminous vegetables, shelled	14.09	55.68	295.22	
	0709	Other vegetables, fresh or chilled	48.69	51.18	5.12	
	0804	Dates, figs, pineapples...etc, fresh or dried	43.39	43.41	0.03	
Burundi	2 digits		106.48	80.10	-2477.79	
	71	Natural/cultured pearls, prec stones & metals, coin etc	79.96	37.48	-5312.05	
	26	Ores, slag and ash	17.46	4.09	-7657.31	

Table 7f(Ctd): Twenty Major EAC Domestic Exports for 2013 compared to 2012 (US\$ million)

Partner State	HS level	Description of Goods	2012	2013	2013/2012 % change	
Burundi	41	Raw hides and skins (other than furskins) and leather	7.05	2.09	-7038.82	
	34	Soap, organic surface-active agents, washing prep, etc	5.94	6.15	345.58	
	22	Beverages, spirits and vinegar	2.89	2.30	-2061.13	
	24	Tobacco and manufactured tobacco substitutes	2.85	2.96	400.63	
	70	Glass and glassware	1.83	1.79	-186.47	
	39	Plastics and articles thereof	1.79	1.35	-2481.87	
	72	Iron and steel	0.60	1.92	22055.68	
	03	Fish & crustacean, mollusc & other aquatic invertebrate	0.18	0.25	3810.53	
	08	Edible fruit and nuts; peel of citrus fruit or melons	0.14	0.19	3447.94	
	48	Paper & paperboard; art of paper pulp, paper/paperboard	0.13	0.10	-2469.32	
	07	Edible vegetables and certain roots and tubers	0.09	0.06	-3391.60	
	44	Wood and articles of wood; wood charcoal	0.09	0.01	-8790.66	
	30	Pharmaceutical products	0.09	0.01	-9380.98	
	42	Articles of leather; saddlery/harness; travel goods etc	0.08	0.01	-8787.06	
	12	Oil seed, oleagi fruits; miscell grain, seed, fruit etc	0.07	0.05	-2580.23	
	15	Animal/veg fats & oil & their cleavage products; etc	0.07	0.24	24249.39	
	87	Vehicles o/t railway/tranw rool-stock, pts & accessories	0.05	0.48	89896.44	
		4 digits				
		7108	Gold (including gold plated with platinum) unwrought or in semi-manufactured forms,	106.4	80.10	-2477.47
		0901	Coffee, whether or not roasted or decaffeinated; coffee husks and skins; coffee	65.39	25.35	-6123.53
	2617	Other ores and concentrates.	16.96	1.19	-9295.71	
	0902	Tea, whether or not flavored.	14.56	12.13	-1669.75	
	3401	Soap; organic surface-active products and preparations for use as soap, Cigars, cheroots, cigarillos and cigarettes, of tobacco or of tobacco substitutes.	5.54	5.92	684.76	
	2402	Raw hides and skins of bovine (including buffalo) or equine animals	2.85	2.96	393.79	
	4101	(fresh, or salted, d	2.77	0.12	-9573.78	
	2203	Beer made from malt.	2.68	2.19	-1822.28	
	4103	Other raw hides and skins (fresh, or salted, dried, limed, pickled or otherwise preserve	1.98	0.10	-9519.93	
	7010	Carboys, bottles, flasks, jars, pots, phials, ampoules and other containers, of glass, o	1.80	1.70	-591.98	
	3923	Articles for the conveyance or packing of goods, of plastics; stoppers, lids, caps and o	1.70	1.21	-2895.14	
	4112	Leather further prepared after tanning or crusting, with parchment-dressed leather	1.01	0.62	-3887.10	
	4104	Tanned or crust hides and skins of bovine (including buffalo) or equine animals	0.63	0.63	-99.23	
	4102	Raw skins of sheep or lambs (fresh, or salted, dried, limed, pickled or otherwise	0.63	0.00	-9972.81	
	7214	Other bars and rods of iron or non-alloy steel, not further worked than forged, hot-roll	0.57	1.61	18438.51	
	3402	Organic surface-active agents (other than soap); surface-active preparations, washing	0.39	0.22	-4196.05	
	2616	Precious metal ores and concentrates.	0.27	-	-10000.00	
	2611	Tungsten ores and concentrates	0.23	1.50	54448.20%	
	2208	Undenatured ethyl alcohol of an alcoholic strength by volume of less than 80 % vol;	0.17	0.10	-4255.17	
	0301	Live fish.	0.14	0.13	-1054.26%	

Table 8a: Intra-EAC Re-Exports of the major twenty products, 2012(US\$, million)

Partner states	Country of destination	HS Level	Description of Goods	values
Uganda	Kenya	2 digits		
		70	Glass and glassware.	11.83
		39	Plastics and articles thereof.	7.35
		87	Vehicles other than railway or tramway rolling-stock, and parts and accessories thereof.	5.19
		90	Optical, photographic, cinematographic, measuring, checking, precision, medical or surgical instruments etc	5.18
		84	Nuclear reactors, boilers, machinery and mechanical appliances; parts thereof.	4.72
		85	Electrical machinery and equipment ; sound recorders and reproducers, television image etc	2.88
		63	Other made up textile articles; sets; worn clothing and worn textile articles; rags.	0.64
		21	Miscellaneous edible preparations.	0.16
		38	Miscellaneous chemical products.	0.16
		36	Explosives; pyrotechnic products; matches; pyrophoric alloys; certain combustible preparations.	0.16
		33	Essential oils and resinoids; perfumery, cosmetic or toilet preparations.	0.15
		30	Pharmaceutical products.	0.15
		22	Beverages, spirits and vinegar.	0.14
		76	Aluminium and articles thereof.	0.14
		83	Miscellaneous articles of base metal.	0.11
		15	Animal or vegetable fats and oils and their cleavage products; edible fats; animal or vegetable waxes.	0.11
		79	Zinc and articles thereof.	0.08
		72	Iron and steel.	0.08
		82	Tools, implements, cutlery, spoons and forks, of base metal; parts thereof of base metal.	0.07
94	Furniture; bedding, mattresses, mattress supports, cushions and similar stuffed furnishings; etc	0.07		
		4 digit		
		7010	Carboys, bottles, flasks... Ampoules, etc; stoppers, lids..., of glass	11.82
		3923	Articles for conveyance or packing of goods, of plastics	7.11
		9015	Surveying, hydrographic, oceanographic... Instruments/appliances, nes	5.17
		8431	Parts suitable for use with the machinery of 84.25 to 84.30	1.72
		8705	Special purpose motor vehicles (eg crane, fire-fighting, etc, vehicles)	1.67
		8704	Motor vehicles for the transport of goods	1.38
		8703	Motor cars and other motor vehicles for the transport of persons	1.13
		8504	Electrical transformers, static converters and inductors	1.02
		8471	Automatic data processing machines...; magnetic readers..., nes	0.76
		8430	Earth moving... Machinery, nes; pile-drivers/extractors; snow-ploughs	0.71
		8503	Parts suitable for use solely with machines of heading 8501 or 8502	0.60
		8701	Tractors (excl. Tractors of 87.09)	0.41
		8517	Electrical apparatus for line telephony or line telegraphy	0.34
		6302	Bed linen, table linen, toilet linen and kitchen linen	0.34
		8702	Public-transport type passenger motor vehicles	0.30
		8429	Self-propelled bulldozers, angle dozers, graders, levelers, etc	0.30
		8525	Radio-communication/television transmission apparatus; TV cameras	0.29
		6309	Worn clothing	0.27
		8408	Compression-ignition internal combustion piston engines (diesel...)	0.23
		8474	Machinery for sorting..., agglomerating... Earth, stone, ores, etc	0.23
	Tanzania	87	Vehicles other than railway or tramway rolling-stock, and parts and accessories thereof.	4.65
		84	Nuclear reactors, boilers, machinery and mechanical appliances; parts thereof.	4.10
		85	Electrical machinery and equipment and parts thereof; sound recorders and reproducers, television image	3.08
		90	Optical, photographic, cinematographic, measuring, checking, precision, medical or surgical instruments	1.57
		73	Articles of iron or steel.	0.83
		30	Pharmaceutical products.	0.52

Table 8a(Ctd): Intra-EAC Re-Exports of the major twenty products, 2012(US\$, million)

Partner states	Country of destination	HS Level	Description of Goods	values	
Uganda	Tanzania	17	Sugars and sugar confectionery.	0.27	
		63	Other made up textile articles; sets; worn clothing and worn textile articles; rags.	0.25	
		33	Essential oils and resinoids; perfumery, cosmetic or toilet preparations.	0.25	
		21	Miscellaneous edible preparations.	0.23	
		12	Oil seeds and oleaginous fruits; miscellaneous grains, seeds and fruit; industrial or medicinal plants; straw and fodder.	0.16	
		64	Footwear, gaiters and the like; parts of such articles.	0.13	
		38	Miscellaneous chemical products.	0.12	
		40	Rubber and articles thereof.	0.11	
		89	Ships, boats and floating structures.	0.10	
		28	Inorganic chemicals; organic or inorganic compounds of precious metals, of rare-earth metals, of radioactive elements or of isotopes.	0.06	
		39	Plastics and articles thereof.	0.05	
		61	Articles of apparel and clothing accessories, knitted or crocheted.	0.04	
		82	Tools, implements, cutlery, spoons and forks, of base metal; parts thereof of base metal.	0.04	
		25	Salt; sulphur; earths and stone; plastering materials, lime and cement.	0.04	
		8517	Electrical apparatus for line telephony or line telegraphy	2.22	
		8704	Motor vehicles for the transport of goods	2.09	
		8474	Machinery for sorting..., agglomerating... Earth, stone, ores, etc	1.74	
		8703	Motor cars and other motor vehicles for the transport of persons	1.73	
		9015	Surveying, hydrographic, oceanographic... Instruments/appliances, nes	1.48	
		8431	Parts suitable for use with the machinery of 84.25 to 84.30	0.80	
		8429	Self-propelled bulldozers, angledozers, graders, levellers, etc	0.70	
		8702	Public-transport type passenger motor vehicles	0.56	
		3004	Medicaments of mixed or unmixed products, for retail sale	0.45	
		7311	Containers for compressed or liquified gas, of iron or steel	0.43	
		7307	Tube or pipe fittings of iron or steel	0.36	
	1701	Cane or beet sugar and chemically pure sucrose, in solid form	0.27		
	8428	Other lifting, handling, loading or unloading machinery	0.23		
	2106	Food preparations not elsewhere specified or included	0.23		
	8701	Tractors (excl. Tractors of 87.09)	0.19		
	8525	Radio-communication/television transmission apparatus; tv cameras	0.18		
	1208	Flours and meals of oil seeds or oleaginous fruits (excl. Mustard)	0.16		
	8544	Insulated wire, cable, etc; optical fibre cables	0.15		
	6309	Worn clothing	0.14		
	3304	Beauty, make-up, skin-care (incl. Suntan), manicure... Preparations	0.12		
	Rwanda		17	Sugars and sugar confectionery.	15.64
			72	Iron and steel.	3.01
			10	Cereals.	2.67
87			Vehicles other than railway or tramway rolling-stock, and parts and accessories thereof.	2.28	
15			Animal or vegetable fats and oils and their cleavage products; prepared edible fats; animal or vegetable waxes.	1.84	
34			Soap, organic surface-active agents, washing preparations, lubricating preparations, artificial waxes etc	1.48	
84			Nuclear reactors, boilers, machinery and mechanical appliances; parts thereof.	1.22	
25			Salt; sulphur; earths and stone; plastering materials, lime and cement.	1.15	
27			Mineral fuels, mineral oils and products of their distillation; bituminous substances; mineral waxes.	1.03	
36			Explosives; pyrotechnic products; matches; pyrophoric alloys; certain combustible preparations.	0.94	
85			Electrical machinery and equipment and parts thereof; sound recorders and reproducers, television image	0.66	
20			Preparations of vegetables, fruit, nuts or other parts of plants.	0.49	

Table 8a(Ctd): Intra-EAC Re-Exports of the major twenty products, 2012(US\$, million)

Partner states	Country of destination	HS Level	Description of Goods	values		
		19	Preparations of cereals, flour, starch or milk; pastrycooks' products.	0.48		
		11	Products of the milling industry; malt; starches; inulin; wheat gluten.	0.39		
		40	Rubber and articles thereof.	0.38		
		48	Paper and paperboard; articles of paper pulp, of paper or of paperboard.	0.33		
		21	Miscellaneous edible preparations.	0.33		
		22	Beverages, spirits and vinegar.	0.32		
		39	Plastics and articles thereof.	0.31		
		76	Aluminium and articles thereof.	0.29		
				4 digits		
				1701	Cane or beet sugar and chemically pure sucrose, in solid form	15.48
				1006	Rice	2.33
				7210	Rolled iron or non-alloy steel, >=600mm wide, clad, plated or coated	2.28
				2501	Salt/pure sodium chloride whether or not cont ant-caking agents; seawater	1.14
				3402	Non-soap surface-active agents; washing preparations in powder, liquid etc	1.09
				8703	Motor cars and other motor vehicles for the transport of persons	1.03
				1511	Palm oil and its fractions wheather or not refined not chemically modified	1.00
				8704	Motor vehicles for the transport of goods	0.97
				3602	Prepared explosives	0.80
				1517	Margarine; edible preparations of animal or vegetable fats or oils, nes	0.79
				2710	Petroleum oils and oils obtained from bituminous minerals, other than crude	0.78
				2002	Tomatoes prepared or preserved otherwise than by vinegar or acetic acid	0.49
				1905	Bread, pastry, cakes, etc; communion wafers, rice paper, etc	0.48
				7214	Iron/steel bars and rods, forged, etc (incl. Twisted), uncoiled	0.38
				4011	New pneumatic tyres, of rubber	0.35
				8471	Automatic data processing machines...; magnetic readers..., nes	0.35
				1001	Wheat and meslin	0.33
				5512	Woven fabrics of >=85% synthetic staple fibres	0.25
				7208	Hot-rolled iron or non-alloy steel, >=600mm wide	0.24
				7606	Aluminium plates, sheets and strip, >0.2mm thick	0.24
		Burundi		2 digits		
				10	Cereals.	5.02
				55	Man-made staple fibres.	0.83
				33	Essential oils and resinoids; perfumery, cosmetic or toilet preparations.	0.70
				52	Cotton.	0.59
				87	Vehicles other than railway or tramway rolling-stock, and parts and accessories thereof.	0.55
				72	Iron and steel.	0.54
				15	Animal or vegetable fats and oils and their cleavage products; prepared edible fats; animal or vegetable waxes.	0.53
				84	Nuclear reactors, boilers, machinery and mechanical appliances; parts thereof.	0.49
				22	Beverages, spirits and vinegar.	0.43
				39	Plastics and articles thereof.	0.18
				27	Mineral fuels, mineral oils and products of their distillation; bituminous substances; mineral waxes.	0.18
				30	Pharmaceutical products.	0.16
				34	Soap, organic surface-active agents, washing preparations, lubricating preparations, artificial waxes, prepared waxes, polishing or scouring preparations, candles and similar articles, modelling pastes, "dental waxes" and dental preparations with a basis	0.15
				85	Electrical machinery and equipment and parts thereof; sound recorders and reproducers, television image and sound recorders and reproducers, and parts and accessories of such articles.	0.15
				29	Organic chemicals.	0.14
				21	Miscellaneous edible preparations.	0.14
				76	Aluminium and articles thereof.	0.12
				54	Man-made filaments.	0.12
				36	Explosives; pyrotechnic products; matches; pyrophoric alloys; certain combustible preparations.	0.12
63	Other made up textile articles; sets; worn clothing and worn textile articles; rags.	0.12				

Table 8a(Ctd): Intra-EAC Re-Exports of the major twenty products, 2012(US\$, million)

Partner states	Country of destination	HS Level	Description of Goods	values
Uganda	Rwanda	4 digits		
		1006	Rice	4.99
		5512	Woven fabrics of >=85% synthetic staple fibres	0.66
		3306	Preparations for oral or dental hygiene (incl. Denture fixative)	0.62
		5208	Woven fabrics of cotton, with >=85% cotton, but <200g/m2	0.56
		1517	Margarine; edible preparations of animal or vegetable fats or oils, nes	0.36
		8704	Motor vehicles for the transport of goods	0.29
		7210	Rolled iron or non-alloy steel, >=600mm wide, clad, plated or coated	0.26
		7214	Iron/steel bars and rods, forged, etc (incl. Twisted), uncoiled	0.22
		2207	Ethyl alcohol, undenatured of >=80% alcohol, denatured spirits	0.19
		2712	Petroleum jelly; paraffin wax... And other mineral waxes, etc	0.18
		8471	Automatic data processing machines...; magnetic readers..., nes	0.17
		1511	Palm oil and its fractions wheather or not refined not chemically modified	0.16
		3004	Medicaments of mixed or unmixed products, for retail sale	0.16
		8703	Motor cars and other motor vehicles for the transport of persons	0.14
		3901	Polymers of ethylene, in primary forms	0.13
		7604	Aluminium bars, rods and profiles	0.12
		5407	Woven fabrics of synthetic filament yarn	0.12
		3605	Matches, other than pyrotechnic articles of heading no 3604	0.12
		8437	Machines for cleaning... Seed...; milling... Machinery	0.11
2106	Food preparations not elsewhere specified or included	0.10		
Kenya	Uganda	2 digits		
		27	Mineral fuels, mineral oils and products of their	48.00
		84	Nuclear reactors, boilers, machinery and mechanica	9.75
		87	Vehicles other than railway or tramway rolling-sto	9.47
		31	Fertilisers.	9.40
		30	Pharmaceutical products.	5.33
		39	Plastics and articles thereof.	4.31
		28	Inorganic chemicals; organic or inorganic compound	4.07
		85	Electrical machinery and equipment and parts there	3.99
		38	Miscellaneous chemical products.	3.97
		15	Animal or vegetable fats and oils and their cleava	2.62
		10	Cereals.	1.89
		19	Preparations of cereals, flour, starch or milk; pa	1.82
		07	Edible vegetables and certain roots and tubers.	1.77
		29	Organic chemicals.	1.57
		21	Miscellaneous edible preparations.	1.28
		34	Soap, organic surface-active agents, washing prepa	1.17
		64	Footwear, gaiters and the like; parts of such arti	1.12
		36	Explosives; pyrotechnic products; matches; pyropho	0.92
		33	Essential oils and resinoids; perfumery, cosmetic	0.85
		20	Preparations of vegetables, fruit, nuts or other p	0.62
		4 digits		
		2710	Petroleum oils and oils obtained from bituminous m	44.04
		3004	Medicaments of mixed or unmixed products, for reta	4.93
		2711	Petroleum gases and other gaseous hydrocarbons	3.83
		8471	Automatic data processing machines...; magnetic re	3.70
		3102	Mineral or chemical fertilizers, nitrogenous	3.66
8703	Motor cars and other motor vehicles for the transp	3.60		
8701	Tractors (excl. Tractors of 87.09)	3.49		
3105	Mineral or chemical fertilizers, nes; other fertil	3.40		

Table 8a(Ctd): Intra-EAC Re-Exports of the major twenty products, 2012(US\$, million)

Partner states	Country of destination	HS Level	Description of Goods	values		
Kenya	Uganda	3907	Polyethers and epoxide resins; polyesters, in prim	3.17		
		3808	Insecticides, rodenticides... And similar products	3.11		
		1511	Palm oil and its fractions whether or not refined	2.53		
		2834	Nitrites; nitrates	2.03		
		0713	Dried leguminous vegetables, shelled	1.77		
		1901	Malt extract; food preparations of flour, etc , ne	1.75		
		8704	Motor vehicles for the transport of goods	1.58		
		3103	Mineral or chemical fertilizers, phosphatic	1.56		
		1005	Maize(corn)	1.54		
		2106	Food preparations not elsewhere specified or inclu	1.24		
		8517	Electrical apparatus for line telephony or line te	1.04		
		8418	Refrigerators, freezers, etc; heat pumps (excl. Ai	1.01		
		Tanzania	2 digits			
			30	Pharmaceutical products.	23.56	
			84	Nuclear reactors, boilers, machinery and mechanica	14.07	
	27		Mineral fuels, mineral oils and products of their	8.79		
	38		Miscellaneous chemical products.	4.56		
	87		Vehicles other than railway or tramway rolling-sto	4.27		
	85		Electrical machinery and equipment and parts there	2.86		
	31		Fertilisers.	1.97		
	28		Inorganic chemicals; organic or inorganic compound	1.60		
	39		Plastics and articles thereof.	1.33		
	73		Articles of iron or steel.	0.85		
	29		Organic chemicals.	0.78		
	76		Aluminium and articles thereof.	0.50		
	33		Essential oils and resinoids; perfumery, cosmetic	0.47		
	90		Optical, photographic, cinematographic, measuring,	0.46		
	32		Tanning or dyeing extracts; tannins and their deri	0.37		
	19		Preparations of cereals, flour, starch or milk; pa	0.37		
	36		Explosives; pyrotechnic products; matches; pyropho	0.34		
	40		Rubber and articles thereof.	0.27		
	34		Soap, organic surface-active agents, washing prepa	0.22		
	35	Albuminoidal substances; modified starches; glues;	0.22			
	4 digits					
	3004	Medicaments of mixed or unmixed products, for reta	23.53			
2710	Petroleum oils and oils obtained from bituminous m	8.54				
8443	Printing machinery; machines for uses ancillary to	4.00				
3808	Insecticides, rodenticides... And similar products	3.92				
8431	Parts suitable for use with the machinery of 84.25	3.30				
3102	Mineral or chemical fertilizers, nitrogenous	1.63				
8418	Refrigerators, freezers, etc; heat pumps (excl. Ai	1.53				
8471	Automatic data processing machines...; magnetic re	1.29				
8429	Self-propelled bulldozers, angledozers, graders, l	1.23				
8716	Trailers and semi-trailers; other vehicles, not ma	1.14				
8703	Motor cars and other motor vehicles for the transp	1.14				
8701	Tractors (excl. Tractors of 87.09)	0.94				
8517	Electrical apparatus for line telephony or line te	0.81				
8704	Motor vehicles for the transport of goods	0.76				
3907	Polyethers and epoxide resins; polyesters, in prim	0.59				
7304	Tubes, pipes and hollow profiles, seamless, of iro	0.55				
2833	Sulphates; alums; peroxosulphates (persulphates)	0.52				
8413	Pumps for liquids; liquid elevators	0.48				
7605	Aluminium wire	0.48				
3306	Preparations for oral or dental hygiene (incl. Den	0.41				

Table 8a(Ctd): Intra-EAC Re-Exports of the major twenty products, 2012(US\$, million)

Partner states	Country of destination	HS Level	Description of Goods	values	
Kenya	Rwanda	2 digits			
		31	Fertilizers.	5.75	
		27	Mineral fuels, mineral oils and products of their	5.43	
		30	Pharmaceutical products.	4.42	
		84	Nuclear reactors, boilers, machinery and mechanical	2.92	
		85	Electrical machinery and equipment and parts there	1.76	
		90	Optical, photographic, cinematographic, measuring,	0.94	
		28	Inorganic chemicals; organic or inorganic compound	0.64	
		15	Animal or vegetable fats and oils	0.54	
		70	Glass and glassware.	0.50	
		40	Rubber and articles thereof.	0.44	
		36	Explosives; pyrotechnic products; matches; pyropho	0.33	
		39	Plastics and articles thereof.	0.31	
		22	Beverages, spirits and vinegar.	0.28	
		33	Essential oils and resinoids; perfumery, cosmetic	0.23	
		94	Furniture; bedding, mattresses, mattress supports,	0.21	
		34	Soap, organic surface-active agents, washing prepa	0.20	
		19	Preparations of cereals, flour, starch or milk; pa	0.16	
		87	Vehicles other than railway or tramway rolling-sto	0.15	
		48	Paper and paperboard; articles of paper pulp, of p	0.14	
		25	Salt; sulphur; earths and stone; plastering materi	0.11	
			4 digits		
			3105	Mineral or chemical fertilizers, nes; other fertilizer	5.75
			2710	Petroleum oils and oils obtained from bituminous m	4.99
			3004	Medicaments of mixed or unmixed products,	4.20
		8471	Automatic data processing machines...; magnetic re	0.98	
		8429	Self-propelled bulldozers, angle-dozers, graders, l	0.81	
		9018	Instruments and appliances used in medical, surgical	0.66	
		2815	Hydroxides and peroxides of sodium or potassium	0.60	
		1511	Palm oil and its fractions whether or not refined	0.53	
		8517	Electrical apparatus for line telephony or line te	0.51	
		7005	Float glass and surface ground or polished glass,	0.47	
		2711	Petroleum gases and other gaseous hydrocarbons	0.43	
		4011	New pneumatic tyres, of rubber	0.34	
		3602	Prepared explosives	0.29	
		8502	Electric generating sets and rotary converters	0.23	
		8413	Pumps for liquids; liquid elevators	0.22	
		3005	Wadding, gauze, etc with pharmaceutical substances	0.21	
		8523	Prepared unrecorded media for sound or similar rec	0.21	
		9004	Spectacles, goggles and the like, corrective, prot	0.19	
		3306	Preparations for oral or dental hygiene (incl. Den	0.19	
		8501	Electric motors and generators (excl. Generating s	0.17	
		2 digits			
		30	Pharmaceutical products.	1.44	
		22	Beverages, spirits and vinegar.	0.45	
		19	Preparations of cereals, flour, starch or milk; pa	0.24	
		27	Mineral fuels, mineral oils and products of their	0.22	
		84	Nuclear reactors, boilers, machinery and mechanica	0.18	
	85	Electrical machinery and equipment and parts there	0.15		
	28	Inorganic chemicals; organic or inorganic compound	0.07		
	15	Animal or vegetable fats and oils and their cleava	0.05		
	33	Essential oils and resinoids; perfumery, cosmetic	0.03		
	11	Products of the milling industry; malt; starches;	0.03		
	73	Articles of iron or steel.	0.01		
	34	Soap, organic surface-active agents, washing prepa	0.01		
	72	Iron and steel.	0.01		
	10	Cereals.	0.01		
	90	Optical, photographic, cinematographic, measuring,	0.01		
	38	Miscellaneous chemical products.	0.00		
	76	Aluminium and articles thereof.	0.00		

Table 8a(Ctd): Intra-EAC Re-Exports of the major twenty products, 2012(US\$, million)

Partner states	Country of destination	HS Level	Description of Goods	values	
Kenya	Burundi	94	Furniture; bedding, mattresses, mattress supports,	0.00	
		39	Plastics and articles thereof.	0.00	
		96	Miscellaneous manufactured articles.	0.00	
		4 digits			
		3004	Medicaments of mixed or unmixed products,	1.44	
		2204	Wine of fresh grapes, (incl. Fortified wines); other	0.36	
		1901	Malt extract; food preparations of flour, etc , ne	0.24	
		2711	Petroleum gases and other gaseous hydrocarbons	0.16	
		8436	Other agricultural... Forestry machinery; poultry	0.08	
		2815	Hydroxides and peroxides of sodium or potassium	0.07	
		2710	Petroleum oils and oils obtained from bituminous m	0.06	
		8502	Electric generating sets and rotary converters	0.06	
		1511	Palm oil and its fractions wheather or not refined	0.05	
	2208	Undenatured ethyl alcohol of an alcoholic strength	0.05		
	2205	Vermouth and other wine of fresh grapes, flavoured	0.04		
	8413	Pumps for liquids; liquid elevators	0.03		
	8507	Electric accumulators (incl. Separators therefor)	0.03		
	3306	Preparations for oral or dental hygiene (incl. Den	0.03		
	1108	Starches and inulin	0.03		
	8471	Automatic data processing machines...; magnetic re	0.02		
	8415	Air conditioning machines	0.02		
	8541	Diodes, transistors, etc; photosensitive devices;	0.02		
	8501	Electric motors and generators (excl. Generating s	0.01		
8421	Centrifuges; filtering/purifying machinery... For	0.01			
Rwanda	Kenya	2 digits			
		27	Mineral fuels, mineral oils and products of their distillation; bituminous substances; mineral waxes	8.54	
		87	Vehicles other than railway or tramway rolling; stock, and parts and accessories thereof	0.96	
		84	Nuclear reactors, boilers, machinery and mechanical appliances; parts thereof	0.07	
		39	Plastics and articles thereof	0.07	
		09	Coffee, tea, mate and spices	0.06	
		85	Electrical machinery and equipment and parts thereof; sound recorders and reproducers, television image	0.03	
		90	Optical, photographic, cinematographic, measuring, checking, precision, medical or surgical etc	0.02	
		70	Ceramic products	0.01	
		44	Wood and articles of wood; wood charcoal	0.00	
		76	Aluminium and articles thereof	0.00	
		82	Tools, implements, cutlery, spoons and forks, of base metal; parts thereof of base metal	0.00	
		49	Printed books, newspapers, pictures and other products of the printing industry; manuscripts, etc	0.00	
		73	Articles of iron or steel	0.00	
		63	Other made up textile articles; sets; worn clothing and worn textile articles; rags	0.00	
		41	Raw hides and skins (other than fur-skins) and leather	0.00	
		72	Iron and steel	0.00	
		23	Residues and waste from the food industries; prepared animal fodder	0.00	
		11	Products of the milling industry; malt; starches; inulin; wheat gluten	0.00	
		96	Miscellaneous manufactured articles	0.00	
		48	Paper and paperboard; articles of paper pulp, of paper or of paperboard	0.00	
		4 digits			
		2710	Petroleum oils and oils obtained from bituminous minerals, other than crude; preparation	8.54	
8716	Trailers and semi-trailers; other vehicles, not mechanically propelled; parts thereof.	0.69			

Table 8a(Ctd): Intra-EAC Re-Exports of the major twenty products, 2012(US\$, million)

Partner states	Country of destination	HS Level	Description of Goods	values
		8704	Motor vehicles for the transport of goods.	0.18
		8703	Motor cars and other motor vehicles principally designed for the transport of persons (o	0.09
		8426	Ships' derricks; cranes, including cable cranes; mobile lifting frames, straddle carrier	0.07
		3923	Articles for the conveyance or packing of goods, of plastics; stoppers, lids, caps and o	0.07
		0901	Coffee, whether or not roasted or decaffeinated; coffee husks and skins; coffee substitu	0.06
		8518	Microphones and stands therefor; loudspeakers, whether or not mounted in their enclosure	0.02
		9030	Oscilloscopes, spectrum analysers and other instruments and apparatus for measuring or c	0.01
		7010	Carboys, bottles, flasks, jars, pots, phials, ampoules and other containers, of glass, o	0.01
		9025	Hydrometers and similar floating instruments, thermometers, pyrometers, barometers, hydr	0.01
		8528	Reception apparatus for television, whether or not incorporating radio-broadcast receive	0.00
		9017	Drawing, marking-out or mathematical calculating instruments (for example, drafting mach	0.00
		8531	Electric sound or visual signalling apparatus (for example, bells, sirens, indicator pan	0.00
		4418	Builders' joinery and carpentry of wood, including cellular wood panels, assembled parqu	0.00
		8539	Electric filament or discharge lamps, including sealed beam lamp units and ultra-violet	0.00
		8204	Hand-operated spanners and wrenches (including torque meter wrenches but not including t	0.00
		8420	Calendering or other rolling machines, other than for metals or glass, and cylinders the	0.00
		7604	Aluminium bars, rods and profiles.	0.00
		4411	Fibreboard of wood or other ligneous materials, whether or not bonded with resins or oth	0.00
Rwanda	Tanzania	2 digits		
		27	Mineral fuels, mineral oils and products of their distillation; bituminous substances; mineral waxes	3.38
		87	Vehicles other than railway or tramway rolling? stock, and parts and accessories thereof	0.37
		85	Electrical machinery and equipment and parts thereof; sound recorders and reproducers, television image and sound recorders and reproducers, and parts and accessories of such articles	0.09
		84	Nuclear reactors, boilers, machinery and mechanical appliances; parts thereof	0.09
		10	Cereals	0.06
		94	Furniture; bedding, mattresses, mattress supports, cushions and similar stuffed furnishings; lamps etc	0.01
		63	Other made up textile articles; sets; worn clothing and worn textile articles; rags etc	0.00
		28	Inorganic chemicals; organic or inorganic compounds of precious metals, of rare-earth metals, etc	0.00
		90	Optical, photographic, cinematographic, measuring, checking, precision, medical or surgical instruments	0.00
		69	Ceramic products	0.00
		48	Paper and paperboard; articles of paper pulp, of paper or of paperboard	0.00

Table 8a(Ctd): Intra-EAC Re-Exports of the major twenty products, 2012(US\$, million)

Partner states	Country of destination	HS Level	Description of Goods	values
		57	Carpets and other textile floor coverings	0.00
		70	Ceramic products	0.00
		26	Ores, slag and ash	0.00
		09	Coffee, tea, mate and spices	0.00
		11	Products of the milling industry; malt; starches; inulin; wheat gluten	0.00
		74	Copper and articles thereof	0.00
		96	Miscellaneous manufactured articles	0.00
		41	Raw hides and skins (other than fur-skins) and leather	0.00
		72	Iron and steel	0.00
		4 digits		
		2710	Petroleum oils and oils obtained from bituminous minerals, other than crude; preparation	3.37
		8703	Motor cars and other motor vehicles principally designed for the transport of persons (o	0.29
		8525	Transmission apparatus for radio-telephony, radio-telegraphy, radio-broadcasting etc	0.09
		1005	Maize (corn).	0.05
		8702	Motor vehicles for the transport of ten or more persons, including the driver.	0.04
		8479	Machines and mechanical appliances having individual functions,	0.04
		8704	Motor vehicles for the transport of goods.	0.03
		8434	Milking machines and dairy machinery.	0.03
		8459	Machine-tools (including way-type unit head machines) for drilling, boring, etc	0.02
		1006	Rice.	0.01
		9403	Other furniture and parts thereof.	0.01
		6305	Sacks and bags, of a kind used for the packing of goods.	0.00
		8528	Reception apparatus for television, whether or not incorporating radio-etc	0.00
		6309	Worn clothing and other worn articles.	0.00
		2804	Hydrogen, rare gases and other non-metals.	0.00
		8527	Reception apparatus for radio-telephony, radio-telegraphy or radio-etc	0.00
		8418	Refrigerators, freezers and other refrigerating or freezing equipment, etc	0.00
		8516	Electric instantaneous or storage water heaters and immersion heaters;	0.00
		9007	Cinematographic cameras and projectors, whether or not incorporating sound	0.00
		2716	Electrical energy. (optional heading)	0.00
	Uganda	2 digits		
		27	Mineral fuels, mineral oils and products of their distillation; bituminous substances; mineral waxes	10.21
		87	Vehicles other than railway or tramway rolling? stock, and parts and accessories thereof	2.11
		84	Nuclear reactors, boilers, machinery and mechanical appliances; parts thereof	0.72
		90	Optical, photographic, cinematographic, measuring, checking, precision, medical or surgical instruments and apparatus; parts and accessories thereof	0.10
		92	Musical instruments; parts and accessories of such articles	0.06
		73	Articles of iron or steel	0.04
		85	Electrical machinery and equipment and parts thereof; sound recorders and reproducers, television image	0.02
		94	Furniture; bedding, mattresses, mattress supports, cushions and similar stuffed furnishings; etc	0.01
		63	Other made up textile articles; sets; worn clothing and worn textile articles; rags	0.01
		39	Plastics and articles thereof	0.00
		70	Ceramic products	0.00
		22	Beverages, spirits and vinegar	0.00
		28	Inorganic chemicals; organic or inorganic compounds of precious metals, of rare-earth metals, etc	0.00
		17	Sugars and sugar confectionery	0.00
		48	Paper and paperboard; articles of paper pulp, of paper or of paperboard	0.00
		30	Pharmaceutical products	0.00
		62	Articles of apparel and clothing accessories, not knitted or crocheted	0.00
		44	Wood and articles of wood; wood charcoal	0.00
		38	Miscellaneous chemical products	0.00
		49	Printed books, newspapers, pictures and other products of the printing industry; manuscripts, etc	0.00

Table 8a(Ctd): Intra-EAC Re-Exports of the major twenty products, 2012(US\$, million)

Partner states	Country of destination	HS Level	Description of Goods	values				
Rwanda	Uganda	4 digits	Petroleum oils and oils obtained from bituminous minerals, other than crude; preparation	10.21				
			2710	Motor cars and other motor vehicles principally designed for the transport of persons (o	1.61			
			8703	Self-propelled bulldozers, angle-dozers, graders, levelers, scrapers, mechanical shovels	0.68			
			8429	Motor vehicles for the transport of goods.	0.45			
			8704	Apparatus and equipment for photographic (including cinematographic) laboratories etc	0.08			
			9010	Special purpose motor vehicles, other than those principally designed for the transport	0.05			
			8705	Musical boxes, fairground organs, mechanical street organs, mechanical singing birds, mu	0.03			
			9208	Other moving, grading, leveling, scraping, excavating, tamping, compacting, extracting	0.03			
			8430	Structures (excluding prefabricated buildings of heading 94.06) and parts of structures	0.03			
			7308	Image projectors, other than cinematographic; photographic (other than cinematographic)	0.02			
			9008	Lamps and lighting fittings including searchlights and spotlights and parts thereof, not	0.01			
			9405	Percussion musical instruments (for example, drums, xylophones, cymbals, castanets, etc	0.01			
			9206	Parts (for example, mechanisms for musical boxes) and accessories (for example, cards, d	0.01			
			9209	Tarpaulins, awnings and sun-blinds; tents; sails for boats, sailboards or land-craft; camp	0.01			
			6306	Microphones and stands therefor; loudspeakers, whether or not mounted in their enclosure	0.01			
			8518	Parts suitable for use solely or principally with the machinery of headings 84.25 to 84.	0.01			
			8431	Radar apparatus, radio navigational aid apparatus and radio remote control apparatus.	0.01			
			8526	Other tubes, pipes and hollow profiles (for example, open seam or welded, riveted etc	0.00			
			7306	Musical instruments, the sound of which is produced, or must be amplified, electrically	0.00			
			9207	Articles for the conveyance or packing of goods, of plastics; stoppers, lids, caps and o	0.00			
			3923					
			Burundi	Burundi	2 digits	Vehicles other than railway or tramway rolling? stock, and parts and accessories thereof	3.61	
						87	Mineral fuels, mineral oils and products of their distillation; bituminous substances; etc	0.35
						27	Nuclear reactors, boilers, machinery and mechanical appliances; parts thereof	0.07
						84	Articles of iron or steel	0.01
						73	Electrical machinery and equipment and parts thereof; sound recorders and reproducers,	0.01
						85	Preparations of vegetables, fruit, nuts or other parts of plants	0.01
						20	Rubber and articles thereof	0.00
						40	Tools, implements, cutlery, spoons and forks, of base metal; parts thereof of base metal	0.00
						82	Cereals	0.00
						10	Iron and steel	0.00
						72	Plastics and articles thereof	0.00
						39	Edible vegetables and certain roots and tubers	0.00
						07	Beverages, spirits and vinegar	0.00
						22	Ceramic products	0.00
						70	Salt; sulphur; earths and stone; plastering materials, lime and cement	0.00
						25	Footwear, gaiters and the like; parts of such articles	0.00
						64	Essential oils and resinoids; perfumery, cosmetic or toilet preparations	0.00
						33	Live animals	0.00
01	Furniture; bedding, mattresses, mattress supports, cushions and similar stuffed furnishings	0.00						
94	Products of the milling industry; malt; starches; inulin; wheat gluten	0.00						
11								
Burundi	Burundi	4 digits				Motor cars and other motor vehicles principally designed for the transport of persons	3.00	
						8703	Motor vehicles for the transport of goods.	0.30
						8704	Petroleum oils and oils obtained from bituminous minerals, other than crude; preparation	0.24
						2710	Motor vehicles for the transport of ten or more persons, including the driver.	0.19
						8702	Special purpose motor vehicles, other than those principally designed for the transport	0.12
			8705	Petroleum gases and other gaseous hydrocarbons.	0.10			
			2711	Air conditioning machines, comprising a motor-driven fan and elements for changing the t	0.04			
			8415	Containers for compressed or liquefied gas, of iron or steel.	0.01			
			7311	Self-propelled bulldozers, angle-dozers, graders, levellers, scrapers, mechanical shovels	0.01			
			8429	Refrigerators, freezers and other refrigerating or freezing equipment, electric or other	0.01			
			8418	Fruit juices (including grape must) and vegetable juices, unfermented and not containing	0.01			
			2009	Machine-tools (including way-type unit head machines) for drilling, boring, milling	0.01			
			8459	Reception apparatus for television, whether or not incorporating radio-broadcast receive	0.01			
			8528	Hygienic or pharmaceutical articles (including teats), of vulcanized rubber other than h	0.00			
			4014	Reception apparatus for radio-telephony, radio-telegraphy or radio-broadcasting, whether	0.00			
			8527					

Table 8a(Ctd): Intra-EAC Re-Exports of the major twenty products, 2012(US\$, million)

Partner states	Country of destination	HS Level	Description of Goods	values				
Burundi	Kenya	2 digits	Nuclear reactors, boilers, machinery and mechanical	0.15				
			84	Vehicles other than railway or tramway rolling	0.13			
			87	Articles of iron or steel.	0.13			
			73	Iron and steel.	0.10			
			72	Glass and glassware.	0.08			
			70	Plastics and articles thereof.	0.07			
			39	Electrical machinery and equipment and parts there	0.03			
			85	Inorganic chemicals; organic or inorganic compound	0.03			
			28	Paper and paperboard; articles of paper pulp, of p	0.01			
			48	Optical, photographic, cinematographic, measuring,	0.01			
			90	Miscellaneous manufactured articles.	0.00			
			96	Ships, boats and floating structures.	0.00			
			89	Miscellaneous Articles Of Base Metal	0.00			
			93	Man-Made Staple Fibres	0.00			
			55	Printed Books, Newspapers, Pictures & Other Product Etc	0.00			
			49	Organic chemicals.	0.00			
			29	Zinc And Articles Thereof	0.00			
			79	Art Of Apparel & Clothing Access, Knitted Or Crocheted	0.00			
			61	Furniture; Bedding, Mattress, Matt Support, Cushion Etc	0.00			
			94	Articles of apparel and clothing accessories, not knitted or crocheted.	0.00			
			62					
			Burundi	Kenya	4 digits	Fluorine, chlorine, bromine and iodine	0.03	
						2801	Articles for conveyance or packing of goods, of plastics	0.06
						3923	Other articles of plastics, nes	0.00
						3926	Registers, account books, etc; albums for samples, of paper, paperboard	0.01
						4820	Carboys, bottles, flasks... Ampoules, etc; stoppers, lids..., of glass	0.08
						7010	Ferrous waste and scrap; remelting scrap ingots of iron or steel	0.10
						7204	Containers for compressed or liquified gas,	0.13
						7311	Auxiliary plant for use with boilers; condensers for vapour power units	0.03
						8404	Non-domestic heating/cooling equipment, nes; non-electric water heaters	0.03
						8419	Derricks; cranes; mobile lifting frames... Trucks fitted with a crane	0.04
						8426	Other lifting, handling, loading or unloading machinery	0.01
						8428	Self-propelled bulldozers, angle-dozers, graders, levellers, etc	0.02
						8429	Machinery and apparatus for soldering, brazing or welding	0.02
						8468	Electric motors and generators (excl. Generating sets)	0.01
						8501	Electric generating sets and rotary converters	0.02
						8502	Motor cars and other motor vehicles for the transport of persons	0.03
						8703	Motor vehicles for the transport of goods	0.10
						8704	Other floating structures (eg rafts, tanks, coffer-dams... And beacons)	0.00
						8907	Lenses, prisms, mirrors and other optical elements, mounted, nes	0.01
						9002	Travel sets for personal toilet, sewing or shoe or clothes cleaning	0.00
						9605		
Burundi	Rwanda	2 digits	Glass and glassware.	0.81				
			70	Vehicles other than railway or tramway rolling-stock, and parts and accessories thereof.	0.75			
			87	Nuclear reactors, boilers, machinery and mechanical appliances; parts thereof.	0.25			
			84	Plastics and articles thereof.	0.24			
			39	Iron and steel.	0.18			
			72	Articles of iron or steel.	0.05			
			73	Articles of stone, plaster, cement, asbestos, mica or similar materials.	0.05			
			68	Electrical machinery and equipment and parts thereof; sound recorders etc	0.04			
			85	Tools, implements, cutlery, spoons and forks, of base metal; parts thereof of base metal.	0.03			
			82	Preparations of cereals, flour, starch or milk; pastry cooks' products.	0.02			
19	Furniture; bedding, mattresses, mattress supports, cushions etc	0.01						
94	Aluminium and articles thereof.	0.00						
76	Copper and articles thereof.	0.00						
74	Miscellaneous articles of base metal.	0.00						
83	Sugars and sugar confectionery.	0.00						
17								

Table 8a(Ctd): Intra-EAC Re-Exports of the major twenty products, 2012(US\$, million)

Partner states	Country of destination	HS Level	Description of Goods	values	
Burundi	Rwanda	4 digits			
		7010	Carboys, bottles, flasks... Ampoules, etc; stoppers, lids..., of glass	0.81	
		8703	Motor cars and other motor vehicles for the transport of persons	0.46	
3923		Articles for conveyance or packing of goods, of plastics	0.22		
7204		Ferrous waste and scrap; remelting scrap ingots of iron or steel	0.18		
8431		Parts suitable for use with the machinery of 84.25 to 84.30	0.17		
8704		Motor vehicles for the transport of goods	0.15		
8702		Public-transport type passenger motor vehicles	0.13		
7311		Containers for compressed or liquified gas, of iron or steel	0.05		
8479		Machines and mechanical appliances, having individual functions, nes	0.04		
8502		Electric generating sets and rotary converters	0.03		
8207		Interchangeable tools for hand or machine-tools...	0.03		
8429		Self-propelled bulldozers, angle-dozer, graders, levellers, etc	0.03		
6807		Articles of asphalt or of similar material	0.03		
6809		Articles of plaster or of compositions based on plaster	0.02		
3925		Builders' ware of plastics, nes	0.02		
1905		Bread, pastry, cakes, etc; communion wafers, rice paper, etc	0.02		
8463		Other machine-tools for working metal, sintered metal carbides...	0.01		
8709	Works trucks, self-propelled, not fitted with lifting... Equipment	0.01			
8501	Electric motors and generators (excl. Generating sets)	0.01			
Tanzania	2 digits		Vehicles other than railway or tramway rolling-stock, and parts and accessories thereof.	2.21	
		87			
		84	Nuclear reactors, boilers, machinery and mechanical appliances; etc	1.07	
		27	Mineral fuels, mineral oils and products of their distillation; etc	0.44	
		72	Iron and steel.	0.38	
		53	Other vegetable textile fibres; paper yarn and woven fabrics	0.08	
		70	Glass and glassware.	0.04	
		81	Other base metals; cermets; articles thereof.	0.01	
		40	Rubber and articles thereof.	0.01	
		74	Copper and articles thereof.	0.01	
		85	Electrical machinery and equipment and parts ; sound recorders etc	0.01	
		64	Footwear, gaiters and the like; parts of such articles.	0.00	
		25	Salt; sulphur; earths and stone; plastering materials, lime and cement.	0.00	
		83	Miscellaneous articles of base metal.	0.00	
		33	Essential oils and resinoids; perfumery, cosmetic or toilet preparations.	0.00	
		4 digits			
	8704		Motor vehicles for the transport of goods	1.80	
	8429		Self-propelled bulldozers, angle-dozer, graders, levellers, etc	0.99	
	2710		Petroleum oils and oils obtained from bituminous minerals,	0.44	
	7204		Ferrous waste and scrap; remelting scrap ingots of iron or steel	0.38	
	8708		Parts and accessories of the motor vehicles of 87.01 to 87.05	0.22	
	8705		Special purpose motor vehicles (eg crane, fire-fighting, etc, vehicles)	0.12	
	5303		Jute, etc (excl. Flax...), not spun; tow and waste of these fibres	0.08	
	8703		Motor cars and other motor vehicles for the transport of persons	0.07	
	8430		Earth moving... Machinery, nes; pile-drivers/extractors; snow-ploughs	0.05	
	7010		Carboys, bottles, flasks... Ampoules, etc; stoppers, lids..., of glass	0.04	
	8479		Machines and mechanical appliances, having individual functions, nes	0.01	
	8459		Machine-tools for drilling, boring, milling. By removing metal	0.01	
	4011		New pneumatic tyres, of rubber	0.01	
	8432	Machinery for soil preparation/cultivation; lawn/sports-ground rollers	0.01		
8113	Cerments and articles thereof incl waste and scrap	0.01			
7404	Copper waste and scrap	0.01			
8517	Electrical apparatus for line telephony or line telegraphy	0.01			
8112	Beryllium, chromium, germanium, vanadium... And articles thereof	0.00			
8467	Tools for working in the hand, pneumatic or with non-electric motor	0.00			
Uganda	2 digits				
		72	Iron and steel.	0.49	
		70	Glass and glassware.	0.20	
		84	Nuclear reactors, boilers, machinery and mechanical appliances;	0.18	
39	Plastics and articles thereof.	0.17			

Table 8a(Ctd): Intra-EAC Re-Exports of the major twenty products, 2012(US\$, million)

Partner states	Country of destination	HS Level	Description of Goods	values		
Burundi	Uganda	87	Vehicles other than railway or tramway rolling-stock, and parts and accessories thereof.	0.12		
		85	Electrical machinery and equipment and sound recorders etc	0.05		
		92	Musical instruments; parts and accessories of such articles.	0.03		
		33	Essential oils and resinoids; perfumery, cosmetic or toilet preparations.	0.03		
		44	Wood and articles of wood; wood charcoal.	0.01		
		48	Paper and paperboard; articles of paper pulp, of paper or of paperboard.	0.01		
		73	Articles of iron or steel.	0.01		
		82	Tools, implements, cutlery, spoons and forks, of base metal; parts thereof of base metal.	0.00		
		63	Other made up textile articles; sets; worn clothing and worn textile articles; rags.	0.00		
		25	Salt; sulphur; earths and stone; plastering materials, lime and cement.	0.00		
		29	Organic chemicals.	0.00		
		4 digits				
			7204	Ferrous waste and scrap; remelting scrap ingots of iron or steel	0.49	
			7010	Carboys, bottles, flasks... Ampoules, etc; stoppers, lids..., of glass	0.20	
			3923	Articles for conveyance or packing of goods, of plastics	0.17	
			8478	Machinery for preparing or making up tobacco, nes	0.15	
			8711	Motorcycles (incl. mopeds) and cycles fitted with an auxiliary motor	0.12	
			8502	Electric generating sets and rotary converters	0.05	
			9207	Musical instruments with electrically produced or amplified sound	0.03	
			3304	Beauty, make-up, skin-care (incl. Suntan), manicure... Preparations	0.03	
			8414	Air/vacuum pumps, air/gas compressors and fans; hoods with a fan	0.01	
			4410	Particle board and similar board of wood or other ligneous materials	0.01	
			4823	Other paper..., cut to size or shape; articles of paper, etc, nes	0.01	
			8477	Machinery for working rubber/plastics or making products thereof, nes	0.01	
			7311	Containers for compressed or liquified gas, of iron or steel	0.01	
			8438	Machinery, nes, for the industrial preparation of food or drink	0.01	
			8501	Electric motors and generators (excl. Generating sets)	0.00	
			7210	Rolled iron or non-alloy steel, >=600mm wide, clad, plated or coated	0.00	
8479	Machines and mechanical appliances, having individual functions, nes		0.00			
8413	Pumps for liquids; liquid elevators		0.00			
6304	Other furnishing articles, nes (excl. Of 94.04)	0.00				
2505	Natural sands of all kinds. (excl. Metal-bearing sands of chapter 26)	0.00				
Tanzania	Kenya	2 digits				
			84	Nuclear reactors, boilers, mchy & mech appliance; parts	6.00	
			73	Articles of iron and steel	3.00	
			27	Mineral fuels, oils & product of their distillation; etc	2.00	
			87	Vehicles o/t railway/ tranw rool-stock, pts & accessories	2.00	
			70	Glass and glassware	1.00	
			85	Electrical mchy equip parts thereof; sound recorder etc	1.00	
			90	OPTICAL, PHOTO, CINE, MEAS, CHECKING, PRECISION, etc	1.00	
			01	Live animals	0.00	
			04	Dairy prod; birds' eggs; natural honey; edible prod nes	0.00	
			18	Cocoa and cocoa preparations	0.00	
			20	Prep of vegetable, fruit, nuts or other parts of plants	0.00	
			25	Salt; sulphur; earth & ston; plastering mat; lime & cem	0.00	
			29	Organic chemicals	0.00	
			30	Pharmaceutical products	0.00	
			31	Fertilisers	0.00	
			32	Tanning/dyeing extract; tannins & derivs; pigm etc	0.00	
			34	Soap, organic surface-active agents, washing prep, etc	0.00	
			36	Explosives; pyrotechnic prod; matches; pyro alloy; etc	0.00	
37	Photographic or cinematographic goods	0.00				
38	Miscellaneous chemical products	0.00				
4 digits						
	8429	Self-propelled bulldozers, angledozers, graders, levellers, etc	3.00			
	2711	Petroleum gases and other gaseous hydrocarbons	2.00			
7010	Carboys, bottles, flasks... Ampoules, etc; stoppers, lids..., of glass	2.00				

Table 8a(Ctd): Intra-EAC Re-Exports of the major twenty products, 2012(US\$, million)

Partner states	Country of destination	HS Level	Description of Goods	values	
Tanzania	Kenya	7304	Tubes, pipes and hollow profiles, seamless, of iron (excl. Cast), steel	2.00	
		2710	Petroleum oils and oils obtained from bituminous minerals, other than crude	1.00	
		8431	Parts suitable for use with the machinery of 84.25 to 84.30	1.00	
		8465	Machine-tools for working wood, cork, bone, hard rubber, etc	1.00	
		8703	Motor cars and other motor vehicles for the transport of persons	1.00	
		8704	Motor vehicles for the transport of goods	1.00	
		8705	Special purpose motor vehicles (eg crane, fire-fighting, etc, vehicles)	1.00	
		9007	Cinematographic cameras and projectors	1.00	
		0101	Live horses, mules...	0.00	
		0401	Milk and cream, not concentrated or sweetened	0.00	
		0402	Milk and cream, concentrated or sweetened	0.00	
		1806	Chocolate and other food preparations containing cocoa	0.00	
		2009	Fruit juices (incl. Grape must) and vegetable juices, unfermented	0.00	
		2501	Salt/pure sodium chloride whether or not cont ant-caking agents;seawater	0.00	
		2712	Petroleum jelly; paraffin wax... And other mineral waxes, etc	0.00	
	Uganda	2 digits	10	Cereals	24.00
			84	Nuclear reactors, boilers, mchy & mech appliance; parts	5.00
			31	Fertilisers	3.00
			27	Mineral fuels, oils & product of their distillation; etc	2.00
			63	Other made up textile articles; sets; worn clothing etc	1.00
			85	Electrical mchy equip parts thereof; sound recorder etc	1.00
			90	OPTICAL, PHOTO, CINE, MEAS, CHECKING, PRECISION, etc	1.00
			04	Dairy prod; birds' eggs; natural honey; edible prod nes	0.00
			17	Sugars and sugar confectionery	0.00
			19	Prep of cereal, flour, starch/milk; pastry-cooks' prod	0.00
			34	Soap, organic surface-active agents, washing prep, etc	0.00
			38	Miscellaneous chemical products	0.00
			39	Plastics and articles thereof	0.00
			40	Rubber and articles thereof	0.00
			42	Articles of leather; saddlery/harness; travel goods etc	0.00
			44	Wood and articles of wood; wood charcoal	0.00
			49	Printed books, newspapers, pictures & other product etc	0.00
			62	Art of apparel & clothing access, not knitted/crocheted	0.00
			64	Footwear, gaiters and the like; parts of such articles	0.00
			70	Glass and glassware	0.00
4 digits			1001	Wheat and meslin	24.00
			8431	Parts suitable for use with the machinery of 84.25 to 84.30	5.00
			3102	Mineral or chemical fertilizers, nitrogenous	3.00
			2711	Petroleum gases and other gaseous hydrocarbons	2.00
	3103	Mineral or chemical fertilizers, phosphatic	1.00		
	8429	Self-propelled bulldozers, angledozers, graders, levellers, etc	1.00		
	9015	Surveying, hydrographic, oceanographic... Instruments/appliances, nes	1.00		
	0402	Milk and cream, concentrated or sweetened	0.00		
	1701	Cane or beet sugar and chemically pure sucrose, in solid form	0.00		
	1902	Pasta, such as spaghetti, macaroni, noodles, lasagne, etc; couscous	0.00		
	2710	Petroleum oils and oils obtained from bituminous minerals, other than crude	0.00		
	3104	Mineral or chemical fertilizers, potassic	0.00		
	3105	Mineral or chemical fertilizers, nes; other fertilizers; goods =<10kg	0.00		
	3406	Candles, tapes and the likes	0.00		
	3808	Insecticides, rodenticides... And similar products, for retail sale	0.00		

Table 8a(Ctd): Intra-EAC Re-Exports of the major twenty products, 2012(US\$, million)

Partner states	Country of destination	HS Level	Description of Goods	values	
Tanzania	Uganda	3923	Articles for conveyance or packing of goods, of plastics	0.00	
		3924	Tableware, kitchenware... And toilet articles, of plastics	0.00	
		4009	Tubes, pipes and hoses, of vulcanized rubber (excl. Hard)	0.00	
		4010	Conveyor or transmission belts or belting, of vulcanized rubber	0.00	
		4202	Trunks, suit-cases...; handbags... And similar items of leather, etc	0.00	
		Burundi	2 digits	31	Fertilisers
	84			Nuclear reactors, boilers, mchy & mech appliance; parts	3.00
	04			Dairy prod; birds' eggs; natural honey; edible prod nes	0.00
	05			Products of animal origin, nes or included	0.00
	16			Prep of meat, fish or crustaceans, molluscs etc	0.00
	20			Prep of vegetable, fruit, nuts or other parts of plants	0.00
	25			Salt; sulphur; earth & ston; plastering mat; lime & cem	0.00
	27			Mineral fuels, oils & product of their distillation; etc	0.00
	28			Inorganic chem; compounds of prec met, radioact elements etc	0.00
	29			Organic chemicals	0.00
	33			Essential oils & resinoids; perf, cosmetic/toilet prep	0.00
	36			Explosives; pyrotechnic prod; matches; pyro alloy; etc	0.00
	38			Miscellaneous chemical products	0.00
	39			Plastics and articles thereof	0.00
	40			Rubber and articles thereof	0.00
	44			Wood and articles of wood; wood charcoal	0.00
	46			Manufactures os straw, esparto/other plaiting mat; etc	0.00
	48			Paper & paperboard; art of paper pulp, paper/paperboard	0.00
	54			Man-made filaments	0.00
	55			Man-made staple fibres	0.00
	4 digits	8432	Machinery for soil preparation/cultivation; lawn/sports-ground rollers	3.00	
		3102	Mineral or chemical fertilizers, nitrogenous	2.00	
		3105	Mineral or chemical fertilizers, nes; other fertilizers; goods =<10kg	2.00	
		0402	Milk and cream, concentrated or sweetened	0.00	
		0501	Human hair	0.00	
		1603	Extracts and juices of meat, fish or crustaceans	0.00	
		2009	Fruit juices (incl. Grape must) and vegetable juices, unfermented	0.00	
		2520	Gypsum; anhydrite; plasters	0.00	
		2523	Portland cement, aluminous cement, persulphate cement, etc	0.00	
		2710	Petroleum oils and oils obtained from bituminous minerals, other than crude	0.00	
2712		Petroleum jelly; paraffin wax... And other mineral waxes, etc	0.00		
2815		Hydroxides and peroxides of sodium or potassium	0.00		
2903		Halogenated derivatives of hydrocarbons	0.00		
2915		Saturated acyclic monocarboxylic acids and their... Derivatives	0.00		
3302	Mixtures of odoriferous substances used as raw materials in industry	0.00			
3305	Preparations for use on the hair	0.00			
3306	Preparations for oral or dental hygiene (incl. Denture fixative)	0.00			
Rwanda	2 digits	31	Fertilisers	25.00	
		85	Electrical mchy equip parts thereof; sound recorder etc	3.00	
		27	Mineral fuels, oils & product of their distillation; etc	1.00	
		36	Explosives; pyrotechnic prod; matches; pyro alloy; etc	1.00	
		69	Ceramic products	1.00	
		84	Nuclear reactors, boilers, mchy & mech appliance; parts	1.00	
		87	Vehicles o/t railway/tramway rool-stock, pts & accessories	1.00	

Table 8a(Ctd): Intra-EAC Re-Exports of the major twenty products, 2012(US\$, million)

Partner states	Country of destination	HS Level	Description of Goods	values		
Tanzania	Rwanda	07	Edible vegetables and certain roots and tubers	0.00		
		10	Cereals	0.00		
		12	Oil seed, oleagi fruits; miscell grain, seed, fruit etc	0.00		
		15	Animal/veg fats & oil & their cleavage products; etc	0.00		
		17	Sugars and sugar confectionery	0.00		
		19	Prep of cereal, flour, starch/milk; pastrycooks' prod	0.00		
		20	Prep of vegetable, fruit, nuts or other parts of plants	0.00		
		21	Miscellaneous edible preparations	0.00		
		22	Beverages, spirits and vinegar	0.00		
		25	Salt; sulphur; earth & ston; plastering mat; lime & cem	0.00		
		28	Inorgn chem; compds of prec met, radioact elements etc	0.00		
		29	Organic chemicals	0.00		
		32	Tanning/dyeing extract; tannins & derivs; pigm etc	0.00		
		4 digits				
		3105	Mineral or chemical fertilizers, nes; other fertilizers; goods =<10kg	21.00		
		3102	Mineral or chemical fertilizers, nitrogenous	4.00		
		8502	Electric generating sets and rotary converters	2.00		
		2714	Bitumen and asphalt, natural; bituminous or oil shale...; asphaltites...	1.00		
		3103	Mineral or chemical fertilizers, phosphatic	1.00		
		3602	Prepared explosives	1.00		
		6907	Unglazed ceramic flags, paving, hearth or wall tiles; mozaic cubes, etc	1.00		
		8429	Self-propelled bulldozers, angledozers, graders, levellers, etc	1.00		
		8506	Primary cells and primary batteries	1.00		
		0710	Vegetables, frozen	0.00		
		1001	Wheat and meslin	0.00		
		1202	Ground-nuts, not roasted or otherwise cooked	0.00		
		1511	Palm oil and its fractions wheather or not refined not chemically modified	0.00		
		1704	Sugar confectionery (incl. White chocolate), not containing cocoa	0.00		
		1905	Bread, pastry, cakes, etc; communion wafers, rice paper, etc	0.00		
		2005	Other vegetables preserved other than by vinegar, etc, not frozen	0.00		
		2009	Fruit juices (incl. Grape must) and vegetable juices, unfermented	0.00		
		2104	Soups... And preparations therefor; homogenized composite foods	0.00		
		2207	Ethyl alcohol, undenatured of >=80% alcohol, denatured spirits	0.00		
2508	Other clays, andalusite, kyanite, etc; mullite; chamotte or dinas earths	0.00				

Table 8b: Intra-EAC Re-Exports of the major twenty products, 2013(US\$, million)

Partner state	Country of destination	Hs Level	Description of Goods	2013		
Uganda	Kenya	2 digits				
		70	Glass and glassware	12.40		
		84	Nuclear reactors, boilers, mchy & mech appliance; parts	11.37		
		39	Plastics and articles thereof	6.87		
		87	Vehicles o/t railway/tramway roll-stock, pts & accessories	5.26		
		90	Optical, photo, cine, meas, checking, precision, etc	3.28		
		85	Electrical mchy equip parts thereof; sound recorder etc	1.78		
		63	Other made up textile articles; sets; worn clothing etc	0.88		
		22	Beverages, spirits and vinegar	0.51		
		73	Articles of iron or steel	0.50		
		36	Explosives; pyrotechnic prod; matches; pyrop alloy; etc	0.41		
		82	Tool, implement, cutlery, spoon & fork, of base met etc	0.34		
		48	Paper & paperboard; art of paper pulp, paper/paperboard	0.33		
		28	Inorgn chem; compds of prec met, radioactive elements etc	0.29		
		44	Wood and articles of wood; wood charcoal	0.28		
		27	Mineral fuels, oils & product of their distillation; etc	0.27		
		29	Organic chemicals	0.25		
		25	Salt; sulphur; earth & ston; plastering mat; lime & cem	0.18		
		72	Iron and steel	0.16		
		86	Railw/tramw locom, rolling-stock & parts thereof; etc	0.16		
		83	Miscellaneous articles of basee metal	0.14		
		4 digits				
		7010	Carboys, bottles, flasks... Ampoules, etc; stoppers, lids..., of glass	12.40		
		3923	Articles for the of goods, of plastics; stopers, etc, of plastics	6.38		
		8431	Parts suitable for use with the machinery of 84.25 to 84.30	5.71		
		8704	Motor vehicles for the transport of goods	3.92		
		9015	Surveying, hydrographic, oceanographic... Instruments/appliances, nes	1.36		
		8430	Earth moving... Machinery, nes; pile-drivers/extractors; snow-ploughs	1.26		
		9031	Measuring or checking instruments, appliances and machines, nes	1.18		
		8479	Machines and mechanical appliances, having individual functions, nes	0.86		
		8429	Self-propelled bulldozers, angledozers, graders, levellers, etc	0.71		
		8703	Motor cars and other motor vehicles for the transport of persons	0.59		
		6302	Bed linen, table linen, toilet linen and kitchen linen	0.43		
		8502	Electric generating sets and rotary converters	0.42		
		8705	Special purpose motor vehicles (eg crane, fire-fighting, etc, vehicles)	0.41		
		8471	Automatic data processing machines...; magnetic readers..., nes	0.41		
		9030	Instruments... For measuring electrical quantities and radiations	0.36		
		8433	Harvesting... Machinery; grass/hay mowers; machines for produce, etc	0.34		
		8504	Electrical transformers, static converters and inductors	0.33		
		3907	Polyethers and epoxide resins; polyesters, in primary forms	0.29		
		9026	Instruments/apparatus for measuring the flow... Of liquid or gases, nes	0.28		
		2844	Radioactive chemical elements/isotopes and their compounds, etc	0.28		
		Tanzania		2 digits		
		85	Electrical mchy equip parts thereof; sound recorder etc	6.87		
		87	Vehicles o/t railw/tramw roll-stock, pts & accessories	3.83		
84	Nuclear reactors, boilers, mchy & mech appliance; parts	2.70				
30	Pharmaceutical products	0.81				
90	Optical, photo, cine, meas, checking, precision, etc	0.30				
39	Plastics and articles thereof	0.28				
10	Cereals	0.21				

Table 8b(Ctd): Intra-EAC Re-Exports of the major twenty products, 2013(US\$, million)

Partner state	Country of destination	Hs Level	Description of Goods	2013		
Uganda	Tanzania	94	Furniture; bedding, mattress, matt support, cushion etc	0.20		
		44	Wood and articles of wood; wood charcoal	0.17		
		33	Essential oils & resinoids; perf, cosmetic/toilet prep	0.14		
		63	Other made up textile articles; sets; worn clothing etc	0.12		
		88	Aircraft, spacecraft, and parts thereof	0.10		
		48	Paper & paperboard; art of paper pulp, paper/paperboard	0.10		
		40	Rubber and articles thereof	0.09		
		36	Explosives; pyrotechnic prod; matches; pyrop alloy; etc	0.08		
		55	Man-made staple fibres	0.06		
		27	Mineral fuels, oils & product of their distillation; etc	0.05		
		96	Miscellaneous manufactured articles	0.03		
		73	Articles of iron or steel	0.03		
		34	Soap, organic surface-active agents, washing prep, etc	0.03		
				4 digits		
				8517	Electrical apparatus for line telephony or line telegraphy	6.49
				8703	Motor cars and other motor vehicles for the transport of persons	1.34
				8702	Public-transport type passenger motor vehicles	1.00
				8704	Motor vehicles for the transport of goods	0.97
				8429	Self-propelled bulldozers, angledozers, graders, levellers, etc	0.74
				8431	Parts suitable for use with the machinery of 84.25 to 84.30	0.64
				3003	Medicaments with >=2 constituents mixed together, not for retail sale	0.63
				8478	Machinery for preparing or making up tobacco, nes	0.45
				8705	Special purpose motor vehicles (eg crane, fire-fighting, etc, vehicles)	0.37
				8502	Electric generating sets and rotary converters	0.31
				8443	Printing machinery; machines for uses ancillary to printing	0.21
				3912	Cellulose and its chemical derivatives, nes, in primary forms	0.21
				1005	Maize(corn)	0.21
				3004	Medicaments of mixed or unmixed products, for retail sale	0.18
				4403	Wood in the rough or roughly squared	0.17
				9406	Prefabricated buildings	0.17
				9018	Instruments and appliances used in medical, surgical, dental... Sciences	0.17
				8716	Trailers and semi-trailers; other vehicles, not mechanically propelled	0.12
				8422	Dish washing machines; machinery for cleaning..., filling..., aerating	0.12
				8803	Parts of goods of 88.01 or 88.02	0.10
			2 digits			
			17	Sugars and sugar confectionery	7.80	
			10	Cereals	4.95	
			84	Nuclear reactors, boilers, mchy & mech appliance; parts	2.83	
			15	Animal/veg fats & oils & their cleavage products; etc	2.72	
			36	Explosives; pyrotechnic prod; matches; pyrop alloy; etc	1.80	
			87	Vehicles o/t railway/tramway roll-stock, pts & accessories	1.78	
			30	Pharmaceutical products	1.36	
			34	Soap, organic surface-active agents, washing prep, etc	1.28	
			39	Plastics and articles thereof	1.23	
			49	Printed books, newspapers, pictures & other product etc	0.67	
			22	Beverages, spirits and vinegar	0.62	
			85	Electrical mchy equip parts thereof; sound recorder etc	0.60	
			27	Mineral fuels, oils & product of their distillation; etc	0.56	
			73	Articles of iron or steel	0.51	
			25	Salt; sulphur; earth & ston; plastering mat; lime & cement	0.50	
			19	Prep of cereal, flour, starch/milk; pastry-cooks' prod	0.42	
			2 digits			
			17	Sugars and sugar confectionery	7.80	
			10	Cereals	4.95	
			84	Nuclear reactors, boilers, mchy & mech appliance; parts	2.83	
		15	Animal/veg fats & oils & their cleavage products; etc	2.72		
		36	Explosives; pyrotechnic prod; matches; pyrop alloy; etc	1.80		
		87	Vehicles o/t railway/tramway roll-stock, pts & accessories	1.78		
		30	Pharmaceutical products	1.36		
		34	Soap, organic surface-active agents, washing prep, etc	1.28		
		39	Plastics and articles thereof	1.23		
		49	Printed books, newspapers, pictures & other product etc	0.67		
		22	Beverages, spirits and vinegar	0.62		
		85	Electrical mchy equip parts thereof; sound recorder etc	0.60		
		27	Mineral fuels, oils & product of their distillation; etc	0.56		
		73	Articles of iron or steel	0.51		
		25	Salt; sulphur; earth & ston; plastering mat; lime & cement	0.50		
		19	Prep of cereal, flour, starch/milk; pastry-cooks' prod	0.42		
		2 digits				
		17	Sugars and sugar confectionery	7.80		
		10	Cereals	4.95		
		84	Nuclear reactors, boilers, mchy & mech appliance; parts	2.83		
		15	Animal/veg fats & oils & their cleavage products; etc	2.72		
		36	Explosives; pyrotechnic prod; matches; pyrop alloy; etc	1.80		
		87	Vehicles o/t railway/tramway roll-stock, pts & accessories	1.78		
		30	Pharmaceutical products	1.36		
		34	Soap, organic surface-active agents, washing prep, etc	1.28		
		39	Plastics and articles thereof	1.23		
		49	Printed books, newspapers, pictures & other product etc	0.67		
		22	Beverages, spirits and vinegar	0.62		
		85	Electrical mchy equip parts thereof; sound recorder etc	0.60		
		27	Mineral fuels, oils & product of their distillation; etc	0.56		
		73	Articles of iron or steel	0.51		
		25	Salt; sulphur; earth & ston; plastering mat; lime & cement	0.50		
		19	Prep of cereal, flour, starch/milk; pastry-cooks' prod	0.42		

Table 8b(Ctd): Intra-EAC Re-Exports of the major twenty products, 2013(US\$, million)

Partner state	Country of destination	Hs Level	Description of Goods	2013		
Uganda	Rwanda	40	Rubber and articles thereof	0.38		
		72	Iron and steel	0.37		
		48	Paper & paperboard; art of paper pulp, paper/paperboard	0.24		
		63	Other made up textile articles; sets; worn clothing etc	0.22		
				4 digits		
				1701	Cane or beet sugar and chemically pure sucrose, in solid form	7.35
				1006	Rice	4.17
				1511	Palm oil and its fractions	1.69
				3602	Prepared explosives, (excl. Propellent powders)	1.14
				8474	Machinery for sorting..., agglomerating... Earth, stone, ores, etc	1.12
				3006	Pharmaceutical goods specified in note 3 to this chapter	1.05
				3923	Articles for the of goods, of plastics; stoppers, etc, of plastics	0.97
				3402	Non-soap surface-active agents; washing preparations, nes	0.92
				8704	Motor vehicles for the transport of goods	0.90
				1517	Margarine; edible preparations of animal or vegetable fats or oils, nes	0.84
				1001	Wheat and meslin	0.78
				4911	Other printed matter, including printed pictures and photographs	0.66
				8703	Motor cars and other motor vehicles for the transport of persons	0.62
				8471	Automatic data processing machines...; magnetic readers..., nes	0.60
				2501	Salt and pure sodium chloride; sea water	0.49
				1704	Sugar confectionery (incl. White chocolate), not containing cocoa	0.45
				8502	Electric generating sets and rotary converters	0.43
				8426	Derricks; cranes; mobile lifting frames... Trucks fitted with a crane	0.41
				1905	Bread, pastry, cakes, etc; communion wafers, rice paper, etc	0.41
				2710	Petroleum oils, etc, (excl. Crude); preparations thereof, nes	0.40
				2 digits		
				33	Essential oils & resinoids; perf, cosmetic/toilet prep	0.79
				72	Iron and steel	0.66
				87	Vehicles o/t railw/tramw roll-stock, pts & accessories	0.56
				55	Man-made staple fibres	0.51
				39	Plastics and articles thereof	0.47
				84	Nuclear reactors, boilers, mchy & mech appliance; parts	0.37
				36	Explosives; pyrotechnic prod; matches; pyrop alloy; etc	0.31
				10	Cereals	0.30
			22	Beverages, spirits and vinegar	0.30	
			15	Animal/veg fats & oils & their cleavage products; etc	0.24	
			52	Cotton	0.22	
			48	Paper & paperboard; art of paper pulp, paper/paperboard	0.21	
			19	Prep of cereal, flour, starch/milk; pastrycooks' prod	0.14	
			85	Electrical mchy equip parts thereof; sound recorder etc	0.13	
			63	Other made up textile articles; sets; worn clothing etc	0.13	
			27	Mineral fuels, oils & product of their distillation; etc	0.13	
			21	Miscellaneous edible preparations	0.11	
			34	Soap, organic surface-active agents, washing prep, etc	0.11	
			32	Tanning/dyeing extract; tannins & derivs; pigm etc	0.10	
			64	Footwear, gaiters and the like; parts of such articles	0.07	
			4 digits			
			3306	Preparations for oral or dental hygiene (incl. Denture fixative)	0.73	
			5512	Woven fabrics of >=85% synthetic staple fibres	0.51	
			7208	Hot-rolled iron or non-alloy steel, >=600mm wide	0.49	
			3901	Polymers of ethylene, in primary forms	0.33	
			1006	Rice	0.30	
			2 digits			
			33	Essential oils & resinoids; perf, cosmetic/toilet prep	0.79	
			72	Iron and steel	0.66	
		87	Vehicles o/t railw/tramw roll-stock, pts & accessories	0.56		
		55	Man-made staple fibres	0.51		
		39	Plastics and articles thereof	0.47		
		84	Nuclear reactors, boilers, mchy & mech appliance; parts	0.37		
		36	Explosives; pyrotechnic prod; matches; pyrop alloy; etc	0.31		
		10	Cereals	0.30		
		22	Beverages, spirits and vinegar	0.30		
		15	Animal/veg fats & oils & their cleavage products; etc	0.24		
		52	Cotton	0.22		
		48	Paper & paperboard; art of paper pulp, paper/paperboard	0.21		
		19	Prep of cereal, flour, starch/milk; pastrycooks' prod	0.14		
		85	Electrical mchy equip parts thereof; sound recorder etc	0.13		
		63	Other made up textile articles; sets; worn clothing etc	0.13		
		27	Mineral fuels, oils & product of their distillation; etc	0.13		
		21	Miscellaneous edible preparations	0.11		
		34	Soap, organic surface-active agents, washing prep, etc	0.11		
		32	Tanning/dyeing extract; tannins & derivs; pigm etc	0.10		
		64	Footwear, gaiters and the like; parts of such articles	0.07		

Table 8b(Ctd): Intra-EAC Re-Exports of the major twenty products, 2013(US\$, million)

Partner state	Country of destination	Hs Level	Description of Goods	2013	
Uganda	Burundi	8703	Motor cars and other motor vehicles for the transport of persons	0.30	
		1517	Margarine; edible preparations of animal or vegetable fats or oils, nes	0.22	
		5208	Woven fabrics of cotton, with >=85% cotton, but <200g/m2	0.22	
		2203	Beer made from malt	0.21	
		8704	Motor vehicles for the transport of goods	0.21	
		3602	Prepared explosives, (excl. Propellent powders)	0.16	
		3605	Matches (excl.pyrotechnic articles of 36.04)	0.15	
		2712	Petroleum jelly; paraffin wax... And other mineral waxes, etc	0.13	
		6305	Sacks and bags, used for packing goods	0.13	
		1905	Bread, pastry, cakes, etc; communion wafers, rice paper, etc	0.10	
		7213	Iron/steel bars and rods, hot-rolled, in irregularly wound coils	0.09	
		8438	Machinery, nes, for the industrial preparation of food or drink	0.09	
		3402	Non-soap surface-active agents; washing preparations, nes	0.08	
		7214	Iron/steel bars and rods, forged, etc (incl. Twisted), uncoiled	0.08	
		4809	Carbon paper, self-copy paper, etc, in rolls or sheets	0.08	
		Rwanda	Kenya	2 digits	
27	Mineral fuels, mineral oils and products of their distillation;bituminous substances;			22.38	
15	Animal or vegetable fats and oils and their cleavage products;prepared edible			0.55	
10	Cereals			0.46	
17	Sugars and sugar confectionery			0.13	
87	Vehicles other than railway or tramway rolling?Stock,and parts and accessories			0.11	
11	Products of the milling industry; malt; starches;inulin; wheat gluten			0.10	
48	Paper and paperboard; articles of paper pulp,of paper or of paperboard			0.09	
84	Nuclear reactors, boilers, machineryand mechanical appliances; parts thereof			0.07	
19	Preparations of cereals, flour, starch or milk;pastrycooks' products			0.06	
39	Plastics and articles thereof			0.06	
21	Miscellaneous edible preparations			0.04	
85	Electrical machinery and equipment and parts thereof;sound recorders			0.03	
22	Beverages, spirits and vinegar			0.03	
73	Articles of iron or steel			0.00	
90	Optical, photographic,cinematographic, measuring, checking,precision, etc			0.00	
49	Printed books, newspapers, pictures and other productsof the printing industry; etc			0.00	
55	Man-made staple fibres			0.00	
97	Works of art, collectors' pieces and antiques			0.00	
63	Other made up textile articles; sets;worn clothing and worn textile articles; rags			0.00	
62	Articles of apparel and clothing accessories, not knittedor crocheted			0.00	
4 digits					
2710	Petroleum oils and oils obtained from bituminous minerals, other than crude; etc			22.38	
1516	Animal or vegetable fats and oils and their fractions, partly or wholly hydrogenated, in			0.55	
1006	Rice.			0.46	
1701	Cane or beet sugar and chemically pure sucrose, in solid form.			0.12	
1101	Wheat or meslin flour.			0.10	
4820	Registers, account books, note books, order books, receipt books, letter pads,			0.07	
	Bread, pastry, cakes, biscuits and other bakers' wares, whether or not containing cocoa;			0.06	
1905				0.06	
8703	Motor cars and other motor vehicles principally designed for the transport of persons			0.06	
3923	Articles for the conveyance or packing of goods, of plastics; stoppers, lids, caps and o			0.06	
2103	Sauces and preparations therefor; mixed condiments and mixed seasonings;			0.04	
8711	Motorcycles (including mopeds) and cycles fitted with an auxiliary motor etc			0.04	
8429	Self-propelled bulldozers, angledozers, graders, levellers, scrapers, etc			0.04	

Table 8b(Ctd): Intra-EAC Re-Exports of the major twenty products, 2013(US\$, million)

Partner state	Country of destination	Hs Level	Description of Goods	2013
Rwanda	Kenya	2207	Undenatured ethyl alcohol of an alcoholic strength by volume of 80 % vol or higher; ethy	0.03
		8471	Automatic data processing machines and units thereof; magnetic or optical readers, machi	0.02
		4823	Other paper, paperboard, cellulose wadding and webs of cellulose fibres, cut to size or	0.02
		8431	Parts suitable for use solely or principally with the machinery of headings 84.25 to 84.	0.01
		8525	Transmission apparatus for radio-telephony, radio-telegraphy, radio-broadcasting or tele	0.01
		1704	Sugar confectionery (including white chocolate), not containing cocoa.	0.01
		8518	Microphones and stands therefor; loudspeakers, whether or not mounted in their enclosure	0.01
		8716	Trailers and semi-trailers; other vehicles, not mechanically propelled; parts thereof.	0.00
	Tanzania	2 digits		
		27	Mineral fuels, mineral oils and products of their distillation;bituminous substances; mineral waxes	35.28
		17	Sugars and sugar confectionery	1.82
		10	Cereals	1.75
		15	Animal or vegetable fats and oils and their cleavage products;prepared edible fats;animal or vegetable waxes	0.87
		87	Vehicles other than railway or tramway rolling?Stock,and parts and accessories thereof	0.75
		21	Miscellaneous edible preparations	0.71
		85	Electrical machinery and equipment and parts thereof;sound recorders and reproducers,television image and sound recorders and reproducers, andparts and accessories of such articles	0.54
		11	Products of the milling industry; malt; starches;inulin; wheat gluten	0.51
		84	Nuclear reactors, boilers, machineryand mechanical appliances; parts thereof	0.39
		16	Preparations of meat, of fish or of crustaceans,molluscs or other aquatic invertebrates	0.35
	48	Paper and paperboard; articles of paper pulp,of paper or of paperboard	0.23	
		Soap, organic surface-active agents, washing preparations,lubricating preparations, artificial waxes, prepared waxes,polishing or scouring preparations, candles and similar articles,modeling pastes,	0.10	
	34		0.10	
	19	Preparations of cereals, flour, starch or milk;pastrycooks' products	0.09	
	20	Preparations of vegetables, fruit, nuts or other parts of plants	0.03	
	22	Beverages, spirits and vinegar	0.02	
	63	Other made up textile articles; sets;worn clothing and worn textile articles; rags	0.02	
	82	Tools, implements, cutlery, spoons and forks, of base metal;parts thereof of base metal	0.02	
	03	Fish and crustaceans, molluscs and other aquatic invertebrates	0.02	
	04	Dairy produce; birds' eggs; natural honey;edible products of animal origin,not elsewhere specified or included	0.01	
		Furniture; bedding, mattresses, mattress supports,cushions and similar stuffed furnishings; lamps andlighting fittings, not elsewhere specified or included;illuminated signs, illuminated name-plates and the lik	0.01	
	94		0.01	
4 digits				
	2710	Petroleum oils and oils obtained from bituminous minerals, other than crude; preparation	35.28	
	1701	Cane or beet sugar and chemically pure sucrose, in solid form.	1.75	
	1006	Rice.	1.75	
	1516	Animal or vegetable fats and oils and their fractions, partly or wholly hydrogenated, in	0.82	
	2103	Sauces and preparations therefor; mixed condiments and mixed seasonings; mustard flour a	0.63	
	1101	Wheat or meslin flour.	0.51	
	8703	Motor cars and other motor vehicles principally designed for the transport of persons (o	0.51	
	1604	Prepared or preserved fish; caviar and caviar substitutes prepared from fish eggs.	0.35	
	8502	Electric generating sets and rotary converters.	0.35	
	8479	Machines and mechanical appliances having individual functions, not specified or include	0.27	
	8704	Motor vehicles for the transport of goods.	0.16	
	8506	Primary cells and primary batteries.	0.13	
	4809	Carbon paper, self-copy paper and other copying or transfer papers (including coated or	0.13	
	3401	Soap; organic surface-active products and preparations for use as soap, in the form of b	0.09	
	1905	Bread, pastry, cakes, biscuits and other bakers' wares, whether or not containing cocoa;	0.09	
	4820	Registers, account books, note books, order books, receipt books, letter pads, memorandu	0.08	
	2102	Yeasts (active or inactive); other single-cell micro-organisms, dead (but not including	0.08	
	1704	Sugar confectionery (including white chocolate), not containing cocoa.	0.08	
	8705	Special purpose motor vehicles, other than those principally designed for the transport	0.07	
	8427	Fork-lift trucks; other works trucks fitted with lifting or handling equipment.	0.06	

Table 8b(Ctd): Intra-EAC Re-Exports of the major twenty products, 2013(US\$, million)

Partner state	Country of destination	Hs Level	Description of Goods	2013	
Rwanda	Uganda	2 digits	Mineral fuels, mineral oils and products of their distillation; bituminous substances; mineral waxes	10.21	
			27		
		87	Vehicles other than railway or tramway rolling? Stock, and parts and accessories thereof	2.11	
		84	Nuclear reactors, boilers, machinery and mechanical appliances; parts thereof	0.72	
		90	Optical, photographic, cinematographic, measuring, checking, precision, medical etc	0.10	
		92	Musical instruments; parts and accessories of such articles	0.06	
		73	Articles of iron or steel	0.04	
		85	Electrical machinery and equipment and parts thereof; sound recorders and reproducers, TV etc	0.02	
		94	Furniture; bedding, mattresses, mattress supports, cushions and similar stuffed furnishings; etc	0.01	
		63	Other made up textile articles; sets; worn clothing and worn textile articles; rags	0.01	
		39	Plastics and articles thereof	0.00	
		70	Ceramic products	0.00	
		22	Beverages, spirits and vinegar	0.00	
		28	Inorganic chemicals; organic or inorganic compounds of precious metals etc	0.00	
		17	Sugars and sugar confectionery	0.00	
		48	Paper and paperboard; articles of paper pulp, of paper or of paperboard	0.00	
		30	Pharmaceutical products	0.00	
		62	Articles of apparel and clothing accessories, not knitted or crocheted	0.00	
		44	Wood and articles of wood; wood charcoal	0.00	
		38	Miscellaneous chemical products	0.00	
			Printed books, newspapers, pictures and other products of the printing industry; manuscripts,	0.00	
			49		0.00
			4 digits		
			2710	Petroleum oils and oils obtained from bituminous minerals, other than crude; preparation	2.83
			1516	Animal or vegetable fats and oils and their fractions, partly or wholly hydrogenated, in	1.70
			8703	Motor cars and other motor vehicles principally designed for the transport of persons (o	1.67
			8429	Self-propelled bulldozers, angledozers, graders, levellers, scrapers, mechanical shovels	1.02
			8704	Motor vehicles for the transport of goods.	0.75
			9026	Instruments and apparatus for measuring or checking the flow, level, pressure or other v	0.44
			8705	Special purpose motor vehicles, other than those principally designed for the transport	0.35
			1006	Rice.	0.28
			8426	Ships' derricks; cranes, including cable cranes; mobile lifting frames, straddle carrier	0.21
			1701	Cane or beet sugar and chemically pure sucrose, in solid form.	0.20
			3401	Soap; organic surface-active products and preparations for use as soap, in the form of b	0.13
			7210	Flat-rolled products of iron or non-alloy steel, of a width of 600 mm or more, clad, pla	0.12
			4820	Registers, account books, note books, order books, receipt books, letter pads, memorandu	0.11
			8711	Motorcycles (including mopeds) and cycles fitted with an auxiliary motor, with or without	0.07
			1604	Prepared or preserved fish; caviar and caviar substitutes prepared from fish eggs.	0.06
			6405	Other footwear.	0.05
			1704	Sugar confectionery (including white chocolate), not containing cocoa.	0.05
			2102	Yeasts (active or inactive); other single-cell micro-organisms, dead (but not including	0.03
			8479	Machines and mechanical appliances having individual functions, not specified or include	0.03
			3923	Articles for the conveyance or packing of goods, of plastics; stoppers, lids, caps and o	0.03
			Burundi	2 digits	
		87	Vehicles other than railway or tramway rolling? Stock, and parts and accessories thereof	6.61	
		84	Nuclear reactors, boilers, machinery and mechanical appliances; parts thereof	0.97	
		70	Ceramic products	0.21	
		39	Plastics and articles thereof	0.12	

Table 8b(Ctd): Intra-EAC Re-Exports of the major twenty products, 2013(US\$, million)

Partner state	Country of destination	Hs Level	Description of Goods	2013	
Rwanda	Burundi	85	Electrical machinery and equipment and parts thereof; sound recorders and reproducers, television image	0.09	
			73	Articles of iron or steel	0.07
		34	Soap, organic surface-active agents, washing preparations, lubricating preparations, artificial waxes, prepared waxes, polishing or scouring preparations, candles and similar articles, modeling pastes,	0.03	
			11	Products of the milling industry; malt; starches; inulin; wheat gluten	0.03
		72	Iron and steel	0.02	
		17	Sugars and sugar confectionery	0.01	
		59	Impregnated, coated, covered or laminated textile fabrics; textile articles of a kind suitable for industrial use	0.00	
		32	Tanning or dyeing extracts; tannins and their derivatives; dyes, pigments and other coloring matter; paints and varnishes; putty and other mastics; inks	0.00	
			4 digits		
			8703	Motor cars and other motor vehicles principally designed for the transport of persons (o	3.71
			8702	Motor vehicles for the transport of ten or more persons, including the driver.	1.58
			8704	Motor vehicles for the transport of goods.	1.05
			8429	Self-propelled bulldozers, angledozers, graders, levellers, scrapers, mechanical shovels	0.81
			7010	Carboys, bottles, flasks, jars, pots, phials, ampoules and other containers, of glass, o	0.21
			8705	Special purpose motor vehicles, other than those principally designed for the transport	0.17
			3923	Articles for the conveyance or packing of goods, of plastics; stoppers, lids, caps and o	0.12
			8479	Machines and mechanical appliances having individual functions, not specified or include	0.07
			8415	Air conditioning machines, comprising a motor-driven fan and elements for changing the t	0.07
			8502	Electric generating sets and rotary converters.	0.06
			8701	Tractors (other than tractors of heading 87.09).	0.06
			7314	Cloth (including endless bands), grill, netting and fencing, of iron or steel wire; expa	0.04
	8716	Trailers and semi-trailers; other vehicles, not mechanically propelled; parts thereof.	0.04		
	7311	Containers for compressed or liquefied gas, of iron or steel.	0.03		
	3401	Soap; organic surface-active products and preparations for use as soap, in the form of b	0.03		
	1101	Wheat or meslin flour.	0.03		
	7214	Other bars and rods of iron or non-alloy steel, not further worked than forged, hot-roll	0.02		
	8528	Reception apparatus for television, whether or not incorporating radio-broadcast receive	0.02		
	8474	Machinery for sorting, screening, separating, washing, crushing, grinding, mixing or kne	0.01		
	1701	Cane or beet sugar and chemically pure sucrose, in solid form.	0.01		
Burundi	Kenya	2 digits	Beverages, spirits and vinegar	0.07	
			87	Vehicles o/t railw/tranw rool-stock, pts & accessories	0.05
		33	Essential oils & resinoids; perf, cosmetic/toilet prep	0.04	
		73	Articles of iron and steel	0.03	
		72	Iron and steel	0.03	
		42	Articles of leather; saddlery/harness; travel goods etc	0.02	
		90	OPTICAL, PHOTO, CINE, MEAS, CHECKING, PRECISION, etc	0.01	
		91	Clocks and watches and parts thereof	0.01	
39	Plastics and articles thereof	0.00			
48	Paper & paperboard; art of paper pulp, paper/paperboard	0.00			

Table 8b(Ctd): Intra-EAC Re-Exports of the major twenty products, 2013(US\$, million)

Partner state	Country of destination	Hs Level	Description of Goods	2013	
Burundi	Kenya	85	Electrical mchy equip parts thereof, sound recorder etc	0.00	
		96	Miscellaneous manufactured articles	0.00	
		92	Musical instruments; parts and access of such articles	0.00	
		20	Prep of vegetable, fruit, nuts or other parts of plants	0.00	
		94	Furniture; bedding, mattress, matt support, cushion etc	0.00	
		49	Printed books, newspapers, pictures & other product etc	0.00	
		4 digits			
		2208	Undenatured ethyl alcohol of an alcoholic strength by volume of less than 80 % vol; spir	0.06	
		3303	Perfumes and toilet waters.	0.04	
		8704	Motor vehicles for the transport of goods.	0.03	
		7311	Containers for compressed or liquefied gas, of iron or steel	0.03	
		7204	Ferrous waste and scrap; remelting scrap ingots of iron or steel.	0.03	
		8703	Motor cars and other motor vehicles principally designed for the transport of persons (o	0.01	
		4202	Trunks, suit-cases, vanity-cases, executive-cases, brief-cases, school satchels, spectac	0.01	
		9004	Spectacles, goggles and the like, corrective, protective or other.	0.01	
			Wrist-watches, pocket-watches and other watches, including stop-watches, other than		
		9102	thos	0.01	
		3923	Articles for the conveyance or packing of goods, of plastics; stoppers, lids, caps and o	0.00	
			Registers, account books, note books, order books, receipt books, letter pads,		
		4820	memorandu	0.00	
			Reception apparatus for radio-telephony, radio-telegraphy or radio-broadcasting,		
		8527	whether	0.00	
		Wrist-watches, pocket-watches and other watches, including stop-watches, with case of			
	9101	pr	0.00		
		Waters, including mineral waters and aerated waters, containing added sugar or other			
	2202	swe	0.00		
		Oscilloscopes, spectrum analysers and other instruments and apparatus for measuring			
	9030	or c	0.00		
	4203	Articles of apparel and clothing accessories, of leather or of composition leather.	0.00		
	9613	Cigarette lighters and other lighters, whether or not mechanical or electrical, and part	0.00		
	2204	Wine of fresh grapes, including fortified wines; grape must other than that of heading 2	0.00		
	9202	Other string musical instruments (for example, guitars, violins, harps).	0.00		
	2203	Beer made from malt.	0.00		
		Tanzania	2 digits		
			87	Vehicles o/t railway/tramway rool-stock, pts & accessories	0.24
			72	Iron and steel	0.18
			70	Glass and glassware	0.09
			85	Electrical mchy equip parts thereof, sound recorder etc	0.03
			90	OPTICAL, PHOTO, CINE, MEAS, CHECKING, PRECISION, etc	0.02
			84	Nuclear reactors, boilers, mchy & mech appliance, parts	0.02
			98	Effets personnels dépourvus de tout caractère commercial	0.01
			52	Cotton	0.00
			81	Other base metals, cermets, articles thereof	0.00
			92	Musical instruments; parts and access of such articles	0.00
			76	Aluminium and articles thereof	0.00
			39	Plastics and articles thereof	0.00
			63	Other made up textile articles; sets; worn clothing etc	0.00
		4 digits			
		7204	Ferrous waste and scrap; remelting scrap ingots of iron or steel.	0.18	
		8703	Motor cars and other motor vehicles principally designed for the transport of persons (o	0.10	
		8708	Parts and accessories of the motor vehicles of headings 87.01 to 87.05.	0.10	
		7001	Cullet and other waste and scrap of glass; glass in the mass.	0.09	
		8711	Motorcycles (including mopeds) and cycles fitted with an auxiliary motor, with or without	0.03	
		9025	Hydrometers and similar floating instruments, thermometers, pyrometers, barometers,	0.02	
		8704	Motor vehicles for the transport of goods.	0.01	
		8502	Electric generating sets and rotary converters.	0.01	
		8517	Electrical apparatus for line telephony or line telegraphy, including line telephone set	0.01	

Table 8b(Ctd): Intra-EAC Re-Exports of the major twenty products, 2013(US\$, million)

Partner state	Country of destination	Hs Level	Description of Goods	2013		
Burundi	Tanzania	9801	Personal effects	0.01		
		8430	Other moving, grading, leveling, scraping, excavating, tamping, compacting, extracting	0.01		
		8548	Industrial electrical parts & machinery or apparatus not specified	0.01		
		8431	Parts suitable for use solely or principally with the machinery of headings 84.25 to 84.	0.01		
		8504	Electrical transformers, static converters (for example, rectifiers) and inductors.	0.00		
		5212	Other woven fabrics of cotton.	0.00		
		8423	Weighing machinery (excluding balances of a sensitivity of 5 cg or better), including we	0.00		
		8101	Tungsten (wolfram) and articles thereof, including waste and scrap.	0.00		
		8702	Motor vehicles for the transport of ten or more persons, including the driver.	0.00		
		8518	Microphones and stands therefor; loudspeakers, whether or not mounted in their enclosure	0.00		
		8407	Spark-ignition reciprocating or rotary internal combustion piston engines.	0.00		
			Rwanda	2 digits		
				87	Vehicles o/t railw/tranw rool-stock, pts & accessories	0.73
				10	Cereals	0.22
				70	Glass and glassware	0.17
				73	Articles of iron and steel	0.16
				72	Iron and steel	0.12
			39	Plastics and articles thereof	0.07	
			34	Soap, organic surface-active agents, washing prep, etc	0.03	
			56	Wadding, felt & nonwoven; yarns; twine, cordage, etc	0.03	
			92	Musical instruments; parts and access of such articles	0.02	
			21	Miscellaneous edible preparations	0.01	
			76	Aluminium and articles thereof	0.01	
			84	Nuclear reactors, boilers, mchy & mech appliance, parts	0.01	
			32	Tanning/dyeing extract; tannins & derivs; pigm etc	0.00	
			85	Electrical mchy equip parts thereof, sound recorder etc	0.00	
			33	Essential oils & resinoids; perf, cosmetic/toilet prep	0.00	
			48	Paper & paperboard; art of paper pulp, paper/paperboard	0.00	
			90	OPTICAL, PHOTO, CINE, MEAS, CHECKING, PRECISION, etc	0.00	
			96	Miscellaneous manufactured articles	0.00	
			4 digits			
			8702	Motor vehicles for the transport of ten or more persons, including the driver.	0.34	
			8703	Motor cars and other motor vehicles principally designed for the transport of persons (o	0.32	
			1005	Maize (corn).	0.22	
			7010	Carboys, bottles, flasks, jars, pots, phials, ampoules and other containers, of glass, o	0.17	
			7204	Ferrous waste and scrap; remelting scrap ingots of iron or steel.	0.12	
			7309	Reservoirs, tanks, vats and similar containers for any material (other than compressed o	0.09	
			8704	Motor vehicles for the transport of goods.	0.07	
			3923	Articles for the conveyance or packing of goods, of plastics; stoppers, lids, caps and o	0.03	
			3926	Other articles of plastics and articles of other materials of headings 39.01 to 39.14.	0.03	
			7311		0.03	
			3402	Organic surface-active agents (other than soap); surface-active preparations, washing pr	0.03	
			5602	Felt, whether or not impregnated, coated, covered or laminated.	0.03	
			7326	Other articles of iron or steel.	0.03	
			9207	Musical instruments, the sound of which is produced, or must be amplified, electrically	0.02	
			2106	Food preparations not elsewhere specified or included.	0.01	
			7308	Structures (excluding prefabricated buildings of heading 94.06) and parts of structures	0.01	
			7602		0.01	
			8431	Parts suitable for use solely or principally with the machinery of headings 84.25 to 84.	0.01	
			3208	Paints and varnishes (including enamels and lacquers) based on synthetic polymers or che	0.00	
		8530	Electrical signalling, safety or traffic control equipment for railways, tramways, roads	0.00		

Table 8b(Ctd): Intra-EAC Re-Exports of the major twenty products, 2013(US\$, million)

Partner state	Country of destination	Hs Level	Description of Goods	2013	
Burundi	Uganda	2 digits			
		84	Nuclear reactors, boilers, mchy & mech appliance, parts	0.11	
		98	Effects personnels dépourvus de tout caractère commercial	0.02	
		72	Iron and steel	0.01	
		70	Glass and glassware	0.01	
		32	Tanning/dyeing extract; tannins & derivs; pigm etc	0.00	
		19	Prep of cereal, flour, starch/milk; pastrycooks' prod	0.00	
		33	Essential oils & resinoids; perf, cosmetic/toilet prep	0.00	
		94	Furniture; bedding, mattress, matt support, cushion etc	0.00	
		39	Plastics and articles thereof	0.00	
		4 digits			
		8426	Ships' derricks; cranes, including cable cranes; mobile lifting frames, straddle carrier	0.11	
		9801	Effects personnels dépourvus de tout caractère commercial	0.02	
		7204	Ferrous waste and scrap; remelting scrap ingots of iron or steel.	0.01	
		7010	Carboys, bottles, flasks, jars, pots, phials, ampoules and other containers, of glass, o	0.01	
		3204	Synthetic organic coloring matter, whether or not chemically defined; preparations as s	0.00	
		1901	Malt extract; food preparations of flour, groats, meal, starch or malt extract, not contained	0.00	
		3303	Perfumes and toilet waters.	0.00	
		9403	Other furniture and parts thereof.	0.00	
		3923	Articles for the conveyance or packing of goods, of plastics; stoppers, lids, caps and o	0.00	
3304	Beauty or make-up preparations and preparations for the care of the skin (other than med	0.00			
Tanzania	Kenya	2 digits			
		84	Nuclear reactors, boilers, mchy & mech appliance; parts	551.00	
		89	Ships, boats and floating structures	41.00	
		27	Mineral fuels, oils & product of their distillation; etc	32.00	
		85	Electrical mchy equip parts thereof; sound recorder etc	3.00	
		87	Vehicles o/t railw/tranw rool-stock, pts & accessories	3.00	
		70	Glass and glassware	2.00	
		90	OPTICAL, PHOTO, CINE, MEAS, CHECKING, PRECISION, etc	2.00	
		73	Articles of iron and steel	1.00	
		02	Meat and edible meat offal	0.00	
		10	Cereals	0.00	
		20	Prep of vegetable, fruit, nuts or other parts of plants	0.00	
		21	Miscellaneous edible preparations	0.00	
		22	Beverages, spirits and vinegar	0.00	
		28	Inorgn chem; compds of prec met, radioact elements etc	0.00	
		29	Organic chemicals	0.00	
		30	Pharmaceutical products	0.00	
		31	Fertilisers	0.00	
		32	Tanning/dyeing extract; tannins & derivs; pigm etc	0.00	
		33	Essential oils & resinoids; perf, cosmetic/toilet prep	0.00	
		34	Soap, organic surface-active agents, washing prep, etc	0.00	
		4 digits			
		8431	Parts suitable for use with the machinery of 84.25 to 84.30	547.00	
		8905	Light-vessels, fire-floats, etc; floating docks, platforms for drilling	41.00	
		2711	Petroleum gases and other gaseous hydrocarbons	32.00	
		8704	Motor vehicles for the transport of goods	3.00	
		7010	Carboys, bottles, flasks... Ampoules, etc; stoppers, lids..., of glass	2.00	

Table 8b(Ctd): Intra-EAC Re-Exports of the major twenty products, 2013(US\$, million)

Partner state	Country of destination	Hs Level	Description of Goods	2013		
Tanzania	Kenya	8474	Machinery for sorting..., agglomerating... Earth, stone, ores, etc	2.00		
		7309	Reservoirs, tanks (excl for gas), of iron or steel, > 300l	1.00		
		8412	Other engines and motors	1.00		
		8429	Self-propelled bulldozers, angledozers, graders, levellers, etc	1.00		
		8461	Machine-tools for planning, shaping, slotting, broaching ... Metal, nes	1.00		
		8502	Electric generating sets and rotary converters	1.00		
		8504	Electrical transformers, static converters and inductors	1.00		
		9015	Surveying, hydrographic, oceanographic... Instruments/appliances, nes	1.00		
		0207	Meat and edible offal of poultry, fresh, chilled or frozen	0.00		
		1006	Rice	0.00		
		2009	Fruit juices (incl. Grape must) and vegetable juices, unfermented	0.00		
		2103	Sauces and sauce preparations; mixed condiments and seasonings; mustard	0.00		
		2104	Soups... And preparations therefor; homogenized composite foods	0.00		
		2203	Beer made from malt	0.00		
		2710	Petroleum oils and oils obtained from bituminous minerals, other than crude	0.00		
		Uganda	Kenya	2 digits		
				27	Mineral fuels, oils & product of their distillation; etc	5.00
				84	Nuclear reactors, boilers, mchy & mech appliance; parts	3.00
				87	Vehicles o/t railw/tranw rool-stock, pts & accessories	2.00
				31	Fertilisers	1.00
85	Electrical mchy equip parts thereof; sound recorder etc			1.00		
04	Dairy prod; birds' eggs; natural honey; edible prod nes			0.00		
10	Cereals			0.00		
21	Miscellaneous edible preparations			0.00		
22	Beverages, spirits and vinegar			0.00		
34	Soap, organic surface-active agents, washing prep, etc			0.00		
38	Miscellaneous chemical products			0.00		
39	Plastics and articles thereof			0.00		
40	Rubber and articles thereof			0.00		
44	Wood and articles of wood; wood charcoal			0.00		
48	Paper & paperboard; art of paper pulp, paper/paperboard			0.00		
49	Printed books, newspapers, pictures & other product etc			0.00		
56	Wadding, felt & nonwoven; yarns; twine, cordage, etc			0.00		
63	Other made up textile articles; sets; worn clothing etc			0.00		
65	Umbrellas, walking-sticks, seat-sticks, whips, etc			0.00		
82	Tool, implement, cutlery, spoon & fork, of base met etc	0.00				
4 digits						
2711	Petroleum gases and other gaseous hydrocarbons	5.00				
3104	Mineral or chemical fertilizers, potassic	1.00				
8427	Fork-lift trucks; works trucks fitted with lifting/handling equipment	1.00				
8429	Self-propelled bulldozers, angledozers, graders, levellers, etc	1.00				
8430	Earth moving... Machinery, nes; pile-drivers/extractors; snow-ploughs	1.00				
8431	Parts suitable for use with the machinery of 84.25 to 84.30	1.00				
8474	Machinery for sorting..., agglomerating... Earth, stone, ores, etc	1.00				
8504	Electrical transformers, static converters and inductors	1.00				
8704	Motor vehicles for the transport of goods	1.00				

Table 8b(Ctd): Intra-EAC Re-Exports of the major twenty products, 2013(US\$, million)

Partner state	Country of destination	Hs Level	Description of Goods	2013			
Tanzania	Uganda	0402	Milk and cream, concentrated or sweetened	0.00			
		1001	Wheat and meslin	0.00			
		2106	Food preparations not elsewhere specified or included	0.00			
		2204	Wine of fresh grapes, (incl. Fortified wines); other grape must	0.00			
		2206	Other fermented beverages	0.00			
		2710	Petroleum oils and oils obtained from bituminous minerals, other than crude	0.00			
		3102	Mineral or chemical fertilizers, nitrogenous	0.00			
		3103	Mineral or chemical fertilizers, phosphatic	0.00			
		3105	Mineral or chemical fertilizers, nes; other fertilizers; goods =<10kg	0.00			
		3401	Soap; organic surface-active products in bars, etc; paper with soap, etc	0.00			
	3403	Lubricating preparations, etc (excl. Those of >=70% petroleum oil)	0.00				
	Burundi	2 digits	84	Nuclear reactors, boilers, mchy & mech appliance; parts	15.00		
			31	Fertilisers	4.00		
			36	Explosives; pyrotechnic prod; matches; pyro alloy; etc	1.00		
			15	Animal/veg fats & oil & their cleavage products; etc	0.00		
			27	Mineral fuels, oils & product of their distillation; etc	0.00		
			28	Inorgn chem; compds of prec met, radioact elements etc	0.00		
			32	Tanning/dyeing extract; tannins & derivs; pigm etc	0.00		
			37	Photographic or cinematographic goods	0.00		
			38	Miscellaneous chemical products	0.00		
			39	Plastics and articles thereof	0.00		
			40	Rubber and articles thereof	0.00		
			48	Paper & paperboard; art of paper pulp, paper/paperboard	0.00		
			58	Special woven fab; tufted tex fab; lace; tapestries etc	0.00		
			63	Other made up textile articles; sets; worn clothing etc	0.00		
			67	Prepr feathers & down; arti flower; articles human hair	0.00		
			69	Ceramic products	0.00		
			73	Articles of iron and steel	0.00		
			82	Tool, implement, cutlery, spoon & fork, of base met etc	0.00		
			83	Miscellaneous articles of basee metal	0.00		
			85	Electrical mchy equip parts thereof; sound recorder etc	0.00		
				4 digits	8432	Machinery for soil preparation/cultivation; lawn/sports-ground rollers	15.00
					3105	Mineral or chemical fertilizers, nes; other fertilizers; goods =<10kg	3.00
					3102	Mineral or chemical fertilizers, nitrogenous	1.00
3104					Mineral or chemical fertilizers, potassic	1.00	
3602					Prepared explosives	1.00	
1516	Animal or vegetable fats and oils and fractions, hydrogenated, etc	0.00					
2711	Petroleum gases and other gaseous hydrocarbons	0.00					
2712	Petroleum jelly; paraffin wax... And other mineral waxes, etc	0.00					
2714	Bitumen and asphalt, natural; bituminous or oil shale...; asphaltites...	0.00					
2815	Hydroxides and peroxides of sodium or potassium	0.00					
3204	Synthetic organic colouring matter and preparations and products	0.00					
3703	Photographic paper, paperboard and textiles, unexposed	0.00					

Table 8b(Ctd): Intra-EAC Re-Exports of the major twenty products, 2013(US\$, million)

Partner state	Country of destination	Hs Level	Description of Goods	2013		
Tanzania	Burundi	3824	Prepared binders for foundry mould or cores	0.00		
		3917	Tubes, pipes and hoses, and fittings therefor, of plastics	0.00		
		3922	Baths, shower-baths... And similar sanitary ware, of plastics	0.00		
		3923	Articles for conveyance or packing of goods, of plastics	0.00		
		3926	Other articles of plastics, nes	0.00		
		4011	New pneumatic tyres, of rubber	0.00		
		4819	Cartons, boxes, etc; box files, etc, of paper, paperboard, etc	0.00		
		5802	Terry towelling and similar woven terry fabrics; tufted textile fabrics	0.00		
		Rwanda	2 digits	31	Fertilisers	18.00
				84	Nuclear reactors, boilers, mchy & mech appliance; parts	7.00
	27			Mineral fuels, oils & product of their distillation; etc	2.00	
	72			Iron and steel	2.00	
	63			Other made up textile articles; sets; worn clothing etc	1.00	
	69			Ceramic products	1.00	
	07			Edible vegetables and certain roots and tubers	0.00	
	10			Cereals	0.00	
	12			Oil seed, oleagi fruits; miscell grain, seed, fruit etc	0.00	
	16			Prep of meat, fish or crustaceans, molluscs etc	0.00	
	17			Sugars and sugar confectionery	0.00	
	19			Prep of cereal, flour, starch/milk; pastrycooks' prod	0.00	
	20			Prep of vegetable, fruit, nuts or other parts of plants	0.00	
	21			Miscellaneous edible preparations	0.00	
	25			Salt; sulphur; earth & ston; plastering mat; lime & cem	0.00	
	28			Inorgn chem; compds of prec met, radioact elements etc	0.00	
	33			Essential oils & resinoids; perf, cosmetic/toilet prep	0.00	
	34			Soap, organic surface-active agents, washing prep, etc	0.00	
	36			Explosives; pyrotechnic prod; matches; pyro alloy; etc	0.00	
	37			Photographic or cinematographic goods	0.00	
		4 digits	3105	Mineral or chemical fertilizers, nes; other fertilizers; goods =<10kg	13.00	
			8432	Machinery for soil preparation/cultivation; lawn/sports-ground rollers	7.00	
			3102	Mineral or chemical fertilizers, nitrogenous	5.00	
			2711	Petroleum gases and other gaseous hydrocarbons	2.00	
			7222	Other bars and rods of stainless steel; angles, shapes and sections	2.00	
			2714	Bitumen and asphalt, natural; bituminous or oil shale...; asphaltites...	1.00	
0710			Vegetables, frozen	0.00		
1006			Rice	0.00		
1208			Flours and meals of oil seeds or oleaginous fruits (excl. Mustard)	0.00		
1603			Extracts and juices of meat, fish or crustaceans	0.00		
1701	Cane or beet sugar and chemically pure sucrose, in solid form	0.00				
1905	Bread, pastry, cakes, etc; communion wafers, rice paper, etc	0.00				
2009	Fruit juices (incl. Grape must) and vegetable juices, unfermented	0.00				
2101	Extracts and preparations of coffee, tea or mate; roasted chicory...	0.00				
2102	Yeasts; other single-cell micro-organisms, dead; prepared baking powders	0.00				
Tanzania	Rwanda	2104	Soups... And preparations therefor; homogenized composite foods	0.00		
		2510	Natural calcium phosphates, aluminium calcium phosphates, etc	0.00		
		2520	Gypsum; anhydrite; plasters	0.00		
		2836	Carbonates; peroxocarbonates; commercial ammonium carbonate	0.00		
		3103	Mineral or chemical fertilizers, phosphatic	0.00		

Table 8b(Ctd): Intra-EAC Re-Exports of the major twenty products, 2013(US\$, million)

Partner state	Country of destination	Hs Level	Description of Goods	2013		
Kenya	Uganda	2 digits				
		27	Mineral fuels, mineral oils and products of their	38.62		
		30	Pharmaceutical products.	18.52		
		84	Nuclear reactors, boilers, machinery and mechanica	14.55		
		87	Vehicles other than railway or tramway rolling-sto	13.85		
		31	Fertilisers.	11.49		
		10	Cereals.	10.09		
		19	Preparations of cereals, flour, starch or milk; pa	5.53		
		90	Optical, photographic, cinematographic, measuring,	5.35		
		85	Electrical machinery and equipment and parts there	4.85		
		39	Plastics and articles thereof.	3.87		
		38	Miscellaneous chemical products.	2.98		
		28	Inorganic chemicals; organic or inorganic compound	2.96		
		15	Animal or vegetable fats and oils and their cleava	2.68		
		29	Organic chemicals.	2.21		
		07	Edible vegetables and certain roots and tubers.	2.07		
		72	Iron and steel.	1.80		
		32	Tanning or dyeing extracts; tannins and their deri	1.05		
		33	Essential oils and resinoids; perfumery, cosmetic	0.98		
		34	Soap, organic surface-active agents, washing prepa	0.97		
		89	Ships, boats and floating structures.	0.84		
				4 digits		
				2710	Petroleum oils and oils obtained from bituminous m	33.30
				3004	Medicaments of mixed or unmixed products, for reta	18.39
				1007	Grain sorghum	8.02
				8701	Tractors (excl. Tractors of 87.09)	6.02
				3105	Mineral or chemical fertilizers, nes; other fertil	5.22
				1901	Malt extract; food preparations of flour, etc , ne	5.10
				2711	Petroleum gases and other gaseous hydrocarbons	4.85
				3102	Mineral or chemical fertilizers, nitrogenous	4.84
				9015	Surveying, hydrographic, oceanographic... Instrume	3.63
				8703	Motor cars and other motor vehicles for the transp	2.92
				8471	Automatic data processing machines...; magnetic re	2.91
				8704	Motor vehicles for the transport of goods	2.87
				3907	Polyethers and epoxide resins; polyesters, in prim	2.45
				3808	Insecticides, rodenticides... And similar products	2.29
				8429	Self-propelled bulldozers, angledozers, graders, l	2.08
				0713	Dried leguminous vegetables, shelled	2.02
				8443	Printing machinery; machines for uses ancillary to	1.69
			1511	Palm oil and its fractions wheather or not refined	1.64	
			8418	Refrigerators, freezers, etc; heat pumps (excl. Ai	1.64	
			8430	Earth moving... Machinery, nes; pile-drivers/extrac	1.56	
		Tanzania	2 digits			
			27	Mineral fuels, mineral oils and products of their	10.85	
			30	Pharmaceutical products.	9.52	
			84	Nuclear reactors, boilers, machinery and mechanica	8.26	
			87	Vehicles other than railway or tramway rolling-sto	6.03	
			38	Miscellaneous chemical products.	4.90	
			89	Ships, boats and floating structures.	3.73	
			85	Electrical machinery and equipment and parts there	2.45	
			90	Optical, photographic, cinematographic, measuring,	2.04	
			73	Articles of iron or steel.	1.74	
			39	Plastics and articles thereof.	1.46	
			40	Rubber and articles thereof.	1.34	
			33	Essential oils and resinoids; perfumery, cosmetic	1.19	
			28	Inorganic chemicals; organic or inorganic compound	1.10	
		31	Fertilisers.	1.00		
		29	Organic chemicals.	0.89		
		07	Edible vegetables and certain roots and tubers.	0.82		
		11	Products of the milling industry; malt; starches;	0.60		

Table 8b(Ctd): Intra-EAC Re-Exports of the major twenty products, 2013(US\$, million)

Partner state	Country of destination	Hs Level	Description of Goods	2013			
		15	Animal or vegetable fats and oils and their cleava	0.41			
		19	Preparations of cereals, flour, starch or milk; pa	0.39			
		32	Tanning or dyeing extracts; tannins and their deri	0.38			
				4 digits			
				2710	Petroleum oils and oils obtained from bituminous m	10.69	
				3004	Medicaments of mixed or unmixed products, for reta	9.48	
				3808	Insecticides, rodenticides... And similar products	4.25	
				8701	Tractors (excl. Tractors of 87.09)	3.89	
				8901	Cruise ships, excursion boats, etc, for transport	3.73	
				8429	Self-propelled bulldozers, angledozers, graders, l	1.82	
				9018	Instruments and appliances used in medical, surgic	1.63	
				7308	Iron/steel structures and parts thereof; plates, r	1.51	
				8443	Printing machinery; machines for uses ancillary to	1.06	
				4011	New pneumatic tyres, of rubber	1.00	
				8703	Motor cars and other motor vehicles for the transp	0.91	
				8479	Machines and mechanical appliances, having individ	0.82	
				0713	Dried leguminous vegetables, shelled	0.82	
				8418	Refrigerators, freezers, etc; heat pumps (excl. Ai	0.78	
				3306	Preparations for oral or dental hygiene (incl. Den	0.77	
				2833	Sulphates; alums; peroxosulphates (persulphates)	0.67	
				8471	Automatic data processing machines...; magnetic re	0.62	
				1107	Malt	0.60	
				8413	Pumps for liquids; liquid elevators	0.59	
				3907	Polyethers and epoxide resins; polyesters, in prim	0.58	
			Rwanda	2 digits			
					30	Pharmaceutical products.	5.03
					27	Mineral fuels, mineral oils and products of their	2.49
					31	Fertilisers.	1.82
					90	Optical, photographic, cinematographic, measuring,	1.75
					87	Vehicles other than railway or tramway rolling-sto	1.64
					84	Nuclear reactors, boilers, machinery and mechanica	1.37
					85	Electrical machinery and equipment and parts there	1.31
					73	Articles of iron or steel.	0.77
				70	Glass and glassware.	0.38	
			32	Tanning or dyeing extracts; tannins and their deri	0.36		
			48	Paper and paperboard; articles of paper pulp, of p	0.33		
			39	Plastics and articles thereof.	0.31		
			40	Rubber and articles thereof.	0.30		
			28	Inorganic chemicals; organic or inorganic compound	0.29		
			22	Beverages, spirits and vinegar.	0.25		
			94	Furniture; bedding, mattresses, mattress supports,	0.24		
			38	Miscellaneous chemical products.	0.23		
			36	Explosives; pyrotechnic products; matches; pyropho	0.21		
		34	Soap, organic surface-active agents, washing prepa	0.19			
		33	Essential oils and resinoids; perfumery, cosmetic	0.18			
		4 digits					
		3004	Medicaments of mixed or unmixed products, for reta	4.85			
		2710	Petroleum oils and oils obtained from bituminous m	2.10			
		3105	Mineral or chemical fertilizers, nes; other fertil	1.82			
		9018	Instruments and appliances used in medical, surgic	1.65			
		8704	Motor vehicles for the transport of goods	1.09			
		8517	Electrical apparatus for line telephony or line te	0.58			
		7304	Tubes, pipes and hollow profiles, seamless, of iro	0.44			
		2711	Petroleum gases and other gaseous hydrocarbons	0.38			
		8471	Automatic data processing machines...; magnetic re	0.34			
		8705	Special purpose motor vehicles (eg crane, fire-fig	0.31			
		8501	Electric motors and generators (excl. Generating s	0.29			
		7005	Float glass and surface ground or polished glass,	0.28			
		8701	Tractors (excl. Tractors of 87.09)	0.24			
		2815	Hydroxides and peroxides of sodium or potassium	0.22			

Table 8b(Ctd): Intra-EAC Re-Exports of the major twenty products, 2013(US\$, million)

Partner state	Country of destination	Hs Level	Description of Goods	2013			
Kenya	Rwanda	8413	Pumps for liquids; liquid elevators	0.21			
		3602	Prepared explosives	0.21			
		4811	Paper, paperboard, etc, coated..., in rolls or she	0.20			
		2208	Undenatured ethyl alcohol of an alcoholic strength	0.19			
		4011	New pneumatic tyres, of rubber	0.18			
		3206	Other colouring matter, nes; inorganic products us	0.18			
	Burundi	2 digits	27	Mineral fuels, mineral oils and products of their	1.50		
			07	Edible vegetables and certain roots and tubers.	0.99		
			31	Fertilisers.	0.87		
			19	Preparations of cereals, flour, starch or milk; pa	0.70		
			10	Cereals.	0.46		
			85	Electrical machinery and equipment and parts there	0.32		
			30	Pharmaceutical products.	0.27		
			15	Animal or vegetable fats and oils	0.26		
			22	Beverages, spirits and vinegar.	0.20		
			87	Vehicles other than railway or tramway rolling	0.16		
			84	Nuclear reactors, boilers, machinery and mechanical	0.16		
			39	Plastics and articles thereof.	0.05		
			72	Iron and steel.	0.05		
			90	Optical, photographic, cinematographic, measuring,	0.04		
			11	Products of the milling industry; malt; starches;	0.03		
			28	Inorganic chemicals; organic or inorganic compound	0.03		
			02	Meat and edible meat offal.	0.03		
			29	Organic chemicals.	0.02		
			38	Miscellaneous chemical products.	0.01		
			34	Soap, organic surface-active agents, washing prepa	0.01		
				4 digits	2710	Petroleum oils and oils obtained from bituminous m	1.39
					0713	Dried leguminous vegetables, shelled	0.99
					3105	Mineral or chemical fertilizers, nes; other fertil	0.85
					1901	Malt extract; food preparations of flour, etc , ne	0.70
					1006	Rice	0.46
					1511	Palm oil and its fractions wheather or not refined	0.26
					3004	Medicaments of mixed or unmixed products,	0.25
8535	Electrical apparatus for switching... Electrical c	0.18					
8701	Tractors (excl. Tractors of 87.09)	0.16					
2711	Petroleum gases and other gaseous hydrocarbons	0.10					
2204	Wine of fresh grapes, (incl. Fortified wines); other	0.09					
8413	Pumps for liquids; liquid elevators	0.09					
2208	Undenatured ethyl alcohol of an alcoholic strength	0.09					
8502	Electric generating sets and rotary converters	0.07					
7216	Angles, shapes and sections of iron or non-alloy s	0.04					
1108	Starches and inulin	0.03					
0207	Meat and edible offal of poultry, fresh, chilled o	0.03					
3901	Polymers of ethylene, in primary forms	0.02					
3005	Wadding, gauze, etc with pharmaceutical substances	0.02					
9018	Instruments and appliances used in medical, surgical	0.02					

Table 8c: Intra-EAC Re-Exports of the major twenty products for 2013 compared to 2012, values in USD millions

Partner state	Country of destination	Hs Level	Description of Goods	2012	2013	% change			
Uganda	Kenya	2 digits	70	Glass And Glassware	11.83	12.40	4.84		
			84	Nuclear Reactors, Boilers, Mchy & Mech Appliance; Parts	4.72	11.37	140.69		
			39	Plastics And Articles Thereof	7.35	6.87	-6.62		
			87	Vehicles O/T Railw/Tramw Roll-Stock, Pts & Accessories	5.19	5.26	1.46		
			90	Optical, Photo, Cine, Meas, Checking, Precision, Etc	5.18	3.28	-36.77		
			85	Electrical Mchy Equip Parts Thereof; Sound Recorder Etc	2.88	1.78	-38.27		
			63	Other Made Up Textile Articles; Sets; Worn Clothing Etc	0.64	0.88	36.67		
			22	Beverages, Spirits And Vinegar	0.14	0.51	256.90		
			73	Articles Of Iron Or Steel	0.05	0.50	968.28		
			36	Explosives; Pyrotechnic Prod; Matches; Pyrop Alloy; Etc	0.16	0.41	164.70		
			82	Tool, Implement, Cutlery, Spoon & Fork, Of Base Met Etc	0.07	0.34	364.84		
			48	Paper & Paperboard; Art Of Paper Pulp, Paper/Paperboard	0.01	0.33	2781.69		
			28	Inorgn Chem; Comps Of Prec Met, Radioact Elements Etc	0.04	0.29	700.76		
			44	Wood And Articles Of Wood; Wood Charcoal	0.02	0.28	1126.73		
			27	Mineral Fuels, Oils & Product Of Their Distillation; Etc	0.01	0.27	1934.16		
			29	Organic Chemicals	0.03	0.25	681.64		
			25	Salt; Sulphur; Earth & Ston; Plastering Mat; Lime & Cem	0.03	0.18	456.94		
			72	Iron And Steel	0.08	0.16	106.60		
								25312.7	
					86	Railw/Tramw Locom, Rolling-Stock & Parts Thereof; Etc	0.00	0.16	8
				83	Miscellaneous Articles Of Basee Metal	0.11	0.14	31.02	
		4 digits	7010	Carboys, Bottles, Flasks... Ampoules, Etc; Stoppers, Lids..., Of Glass	11.82	12.40	4.91		
			3923	Articles For The Of Goods, Of Plastics; Stopers, Etc, Of Plastics	7.11	6.38	-10.26		
			8431	Parts Suitable For Use With The Machinery Of 84.25 To 84.30	1.72	5.71	232.42		
			8704	Motor Vehicles For The Transport Of Goods	1.38	3.92	184.89		
				Surveying, Hydrographic, Oceanographic... Instruments/Appliances, Nes	5.17	1.36	-73.76		
			9015	Earth Moving... Machinery, Nes; Pile-Drvrs/Extractors; Snow-Ploughs	0.71	1.26	78.82		
			9031	Measuring Or Checking Instruments, Appliances And Machines, Nes	0.00	1.18	-		
							145498.		
			8479	Machines And Mechanical Appliances, Having Individual Functions, Nes	0.00	0.86	11		
			8429	Self-Propelled Bulldozers, Angledozer, Graders, Levellers, Etc	0.30	0.71	140.17		
			8703	Motor Cars And Other Motor Vehicles For The Transport Of Persons	1.13	0.59	-47.65		
			6302	Bed Linen, Table Linen, Toilet Linen And Kitchen Linen	0.34	0.43	27.79		
		8502	Electric Generating Sets And Rotary Converters	0.09	0.42	359.48			
		8705	Special Purpose Motor Vehicles (Eg Crane, Fire-Fighting, Etc, Vehicles)	1.67	0.41	-75.68			
		8471	Automatic Data Processing Machines...; Magnetic Readers..., Nes	0.76	0.41	-46.67			
		9030	Instruments... For Measuring Electrical Quantities And Radiations	0.00	0.36	-			
			Harvesting... Machinery; Grass/Hay Mowers; Machines For Produce, Etc	0.00	0.34	-			
		8433	Electrical Transformers, Static Converters And Inductors	1.02	0.33	-67.95			
		3907	Polyethers And Epoxide Resins; Polyesters, In Primary Forms	0.01	0.29	2719.33			
			Instruments/Apparatus For Measuring The Flow... Of Liquid Or Gases, Nes	0.00	0.28	-			
		9026	Radioactive Chemical Elements/Isotopes And Their Compounds, Etc	0.00	0.28	7967.20			

Table 8c(Ctd): Intra-EAC Re-Exports of the major twenty products for 2013 compared to 2012, values in USD millions

Partner state	Country of destination	Hs Level	Description of Goods	2012	2013	% change		
Uganda	Tanzania	2 digits						
		85	Electrical Mchy Equip Parts Thereof; Sound Recorder Etc	3.08	6.87	122.72		
		87	Vehicles O/T Railw/Tramw Roll-Stock, Pts & Accessories	4.65	3.83	-17.67		
		84	Nuclear Reactors, Boilers, Mchy & Mech Appliance; Parts	4.10	2.70	-34.22		
		30	Pharmaceutical Products	0.52	0.81	55.56		
		90	Optical, Photo, Cine, Meas, Checking, Precision, Etc	1.57	0.30	-80.88		
		39	Plastics And Articles Thereof	0.05	0.28	503.01		
		10	Cereals	0.00	0.21	-		
		94	Furniture; Bedding, Mattress, Matt Support, Cushion Etc	0.00	0.20	-		
						69775.5		
		44	Wood And Articles Of Wood; Wood Charcoal	0.00	0.17	0		
		33	Essential Oils & Resinoids; Perf, Cosmetic/Toilet Prep	0.25	0.14	-46.08		
		63	Other Made Up Textile Articles; Sets; Worn Clothing Etc	0.25	0.12	-52.28		
		88	Aircraft, Spacecraft, And Parts Thereof	0.00	0.10	3603.70		
		48	Paper & Paperboard; Art Of Paper Pulp, Paper/Paperboard	0.01	0.10	589.05		
		40	Rubber And Articles Thereof	0.11	0.09	-14.93		
		36	Explosives; Pyrotechnic Prod; Matches; Pyrop Alloy; Etc	0.00	0.08	-		
		55	Man-Made Staple Fibres	0.02	0.06	256.06		
		27	Mineral Fuels, Oils & Product Of Their Distillation; Etc	0.00	0.05	3124.78		
		96	Miscellaneous Manufactured Articles	0.00	0.03	-		
		73	Articles Of Iron Or Steel	0.83	0.03	-96.88		
		34	Soap, Organic Surface-Active Agents, Washing Prep, Etc	0.03	0.03	-2.36		
				4 digits				
				8517	Electrical Apparatus For Line Telephony Or Line Telegraphy	2.22	6.49	192.56
				8703	Motor Cars And Other Motor Vehicles For The Transport Of Persons	1.73	1.34	-22.42
				8702	Public-Transport Type Passenger Motor Vehicles	0.56	1.00	76.87
				8704	Motor Vehicles For The Transport Of Goods	2.09	0.97	-53.72
				8429	Self-Propelled Bulldozers, Angledozer, Graders, Levellers, Etc	0.70	0.74	4.72
				8431	Parts Suitable For Use With The Machinery Of 84.25 To 84.30	0.80	0.64	-19.90
					Medicaments With >=2 Constituents Mixed Together, Not For Retail Sale			834.96
				3003	Sale	0.07	0.63	834.96
				8478	Machinery For Preparing Or Making Up Tobacco, Nes	0.00	0.45	-
				8705	Special Purpose Motor Vehicles (Eg Crane, Fire-Fighting, Etc, Vehicles)	0.00	0.37	-
				8502	Electric Generating Sets And Rotary Converters	0.10	0.31	199.09
			8443	Printing Machinery; Machines For Uses Ancillary To Printing	0.10	0.21	119.38	
			3912	Cellulose And Its Chemical Derivatives, Nes, In Primary Forms	0.00	0.21	-	
			1005	Maize(Corn)	0.00	0.21	-	
			3004	Medicaments Of Mixed Or Unmixed Products, For Retail Sale	0.45	0.18	-60.56	
			4403	Wood In The Rough Or Roughly Squared	0.00	0.17	-	
			9406	Prefabricated Buildings	0.00	0.17	-	
				Instruments And Appliances Used In Medical, Surgical, Dental... Sciences			242.69	
			9018	Sciences	0.05	0.17	242.69	
			8716	Trailers And Semi-Trailers; Other Vehicles, Not Mechanically Propelled	0.07	0.12	60.22	
			8422	Dish Washing Machines; Machinery For Cleaning..., Filling..., Aerating	0.00	0.12	-	
		8803	Parts Of Goods Of 88.01 Or 88.02	0.00	0.10	3603.70		
	Rwanda	2 digits						
		17	Sugars And Sugar Confectionery	15.64	7.80	-50.15		
		10	Cereals	2.67	4.95	85.36		

Table 8c(Ctd): Intra-EAC Re-Exports of the major twenty products for 2013 compared to 2012, values in USD millions

Partner state	Country of destination	Hs Level	Description of Goods	2012	2013	% change		
Uganda	Rwanda	84	Nuclear Reactors, Boilers, Mchy & Mech Appliance; Parts	1.22	2.83	132.09		
		15	Animal/Veg Fats & Oils & Their Cleavage Products; Etc	1.84	2.72	48.01		
		36	Explosives; Pyrotechnic Prod; Matches; Pyrop Alloy; Etc	0.94	1.80	92.37		
		87	Vehicles O/T Railw/Tramw Roll-Stock, Pts & Accessories	2.28	1.78	-22.04		
		30	Pharmaceutical Products	0.27	1.36	406.77		
		34	Soap, Organic Surface-Active Agents, Washing Prep, Etc	1.48	1.28	-13.56		
		39	Plastics And Articles Thereof	0.31	1.23	296.59		
						12687.2		
		49	Printed Books, Newspapers, Pictures & Other Product Etc	0.01	0.67	3		
		22	Beverages, Spirits And Vinegar	0.32	0.62	94.59		
		85	Electrical Mchy Equip Parts Thereof; Sound Recorder Etc	0.66	0.60	-7.80		
		27	Mineral Fuels, Oils & Product Of Their Distillation; Etc	1.03	0.56	-45.21		
		73	Articles Of Iron Or Steel	0.18	0.51	175.91		
		25	Salt; Sulphur; Earth & Ston; Plastering Mat; Lime & Cem	1.15	0.50	-56.70		
		19	Prep Of Cereal, Flour, Starch/Milk; Pastrycooks' Prod	0.48	0.42	-12.38		
		40	Rubber And Articles Thereof	0.38	0.38	0.20		
		72	Iron And Steel	3.01	0.37	-87.68		
		48	Paper & Paperboard; Art Of Paper Pulp, Paper/Paperboard	0.33	0.24	-27.64		
		63	Other Made Up Textile Articles; Sets; Worn Clothing Etc	0.15	0.22	50.09		
				4 digits				
				1701	Cane Or Beet Sugar And Chemically Pure Sucrose, In Solid Form	15.48	7.35	-52.51
				1006	Rice	2.33	4.17	78.83
				1511	Palm Oil And Its Fractions	1.00	1.69	68.88
				3602	Prepared Explosives, (Excl. Propellent Powders)	0.80	1.14	42.29
								56214.3
				8474	Machinery For Sorting..., Agglomerating... Earth, Stone, Ores, Etc	0.00	1.12	0
				3006	Pharmaceutical Goods Specified In Note 3 To This Chapter	0.00	1.05	-
								44156.4
				3923	Articles For The Of Goods, Of Plastics; Stoppers, Etc, Of Plastics	0.00	0.97	2
				3402	Non-Soap Surface-Active Agents; Washing Preparations, Nes	1.09	0.92	-15.98
				8704	Motor Vehicles For The Transport Of Goods	0.97	0.90	-7.04
					Margarine; Edible Preparations Of Animal Or Vegetable Fats Or Oils, Nes			5.79
				1517	Nes	0.79	0.84	5.79
				1001	Wheat And Meslin	0.33	0.78	134.95
								257937.
				4911	Other Printed Matter, Including Printed Pictures And Photographs	0.00	0.66	99
				8703	Motor Cars And Other Motor Vehicles For The Transport Of Persons	1.03	0.62	-39.87
				8471	Automatic Data Processing Machines...; Magnetic Readers..., Nes	0.35	0.60	69.81
				2501	Salt And Pure Sodium Chloride; Sea Water	1.14	0.49	-56.78
			1704	Sugar Confectionery (Incl. White Chocolate), Not Containing Cocoa	0.16	0.45	177.12	
			8502	Electric Generating Sets And Rotary Converters	0.11	0.43	311.09	
			8426	Derricks; Cranes; Mobile Lifting Frames... Trucks Fitted With A Crane	0.00	0.41	-	
			1905	Bread, Pastry, Cakes, Etc; Communion Wafers, Rice Paper, Etc	0.48	0.41	-13.91	
			2710	Petroleum Oils, Etc, (Excl. Crude); Preparations Thereof, Nes	0.78	0.40	-48.84	
	Burundi	2 digits						
		33	Essential Oils & Resinoids; Perf, Cosmetic/Toilet Prep	0.70	0.79	12.72		
		72	Iron And Steel	0.54	0.66	21.57		
		87	Vehicles O/T Railw/Tramw Roll-Stock, Pts & Accessories	0.55	0.56	2.57		
		55	Man-Made Staple Fibres	0.83	0.51	-38.61		

Table 8c(Ctd): Intra-EAC Re-Exports of the major twenty products for 2013 compared to 2012, values in USD millions

Partner state	Country of destination	Hs Level	Description of Goods	2012	2013	% change		
Uganda	Burundi	39	Plastics And Articles Thereof	0.18	0.47	155.09		
		84	Nuclear Reactors, Boilers, Mchy & Mech Appliance; Parts	0.49	0.37	-23.41		
		36	Explosives; Pyrotechnic Prod; Matches; Pyrop Alloy; Etc	0.12	0.31	162.10		
		10	Cereals	5.02	0.30	-93.99		
		22	Beverages, Spirits And Vinegar	0.43	0.30	-30.33		
		15	Animal/Veg Fats & Oils & Their Cleavage Products; Etc	0.53	0.24	-55.23		
		52	Cotton	0.59	0.22	-63.24		
		48	Paper & Paperboard; Art Of Paper Pulp, Paper/Paperboard	0.07	0.21	227.43		
		19	Prep Of Cereal, Flour, Starch/Milk; Pastrycooks' Prod	0.08	0.14	83.37		
		85	Electrical Mchy Equip Parts Thereof; Sound Recorder Etc	0.15	0.13	-9.03		
		63	Other Made Up Textile Articles; Sets; Worn Clothing Etc	0.12	0.13	13.27		
		27	Mineral Fuels, Oils & Product Of Their Distillation; Etc	0.18	0.13	-24.93		
		21	Miscellaneous Edible Preparations	0.14	0.11	-19.12		
		34	Soap, Organic Surface-Active Agents, Washing Prep, Etc	0.15	0.11	-27.89		
		32	Tanning/Dyeing Extract; Tannins & Derivs; Pigm Etc	0.10	0.10	3.47		
		64	Footwear, Gaiters And The Like; Parts Of Such Articles	0.05	0.07	46.11		
				4 digits				-
				3306	Preparations For Oral Or Dental Hygiene (Incl. Denture Fixative)	0.62	0.73	17.78
				5512	Woven Fabrics Of >=85% Synthetic Staple Fibres	0.66	0.51	-23.34
				7208	Hot-Rolled Iron Or Non-Alloy Steel, >=600Mm Wide	0.00	0.49	-
				3901	Polymers Of Ethylene, In Primary Forms	0.13	0.33	146.57
				1006	Rice	4.99	0.30	-93.95
				8703	Motor Cars And Other Motor Vehicles For The Transport Of Persons	0.14	0.30	112.02
					Margarine; Edible Preparations Of Animal Or Vegetable Fats Or Oils, Nes	0.36	0.22	-37.46
				5208	Woven Fabrics Of Cotton, With >=85% Cotton, But <200G/M2	0.56	0.22	-61.27
				2203	Beer Made From Malt	0.03	0.21	692.74
				8704	Motor Vehicles For The Transport Of Goods	0.29	0.21	-27.44
				3602	Prepared Explosives, (Excl. Propellant Powders)	0.00	0.16	-
				3605	Matches (Excl. Pyrotechnic Articles Of 36.04)	0.12	0.15	26.24
				2712	Petroleum Jelly; Paraffin Wax... And Other Mineral Waxes, Etc	0.18	0.13	-26.06
				6305	Sacks And Bags, Used For Packing Goods	0.03	0.13	407.25
				1905	Bread, Pastry, Cakes, Etc; Communion Wafers, Rice Paper, Etc	0.07	0.10	57.40
				7213	Iron/Steel Bars And Rods, Hot-Rolled, In Irregularly Wound Coils	0.00	0.09	-
				8438	Machinery, Nes, For The Industrial Preparation Of Food Or Drink	0.10	0.09	-12.27
				3402	Non-Soap Surface-Active Agents; Washing Preparations, Nes	0.10	0.08	-14.98
		7214	Iron/Steel Bars And Rods, Forged, Etc (Incl. Twisted), Uncoiled	0.22	0.08	-63.36		
		4809	Carbon Paper, Self-Copy Paper, Etc, In Rolls Or Sheets	0.01	0.08	1101.53		
		13				-		
Rwanda	Kenya	2 digits						
			Mineral Fuels, Mineral Oils And Products Of Their Distillation; Bituminous Substances; Mineral Waxes	8.54	22.3	162.06		
		27	Animal Or Vegetable Fats And Oils And Their Cleavage Products; Prepared Edible Fats; Animal Or Vegetable Waxes	0.00	0.55	-		
		10	Cereals	0.00	0.46	-		
		17	Sugars And Sugar Confectionery	0.00	0.13	-		

Table 8c(Ctd): Intra-EAC Re-Exports of the major twenty products for 2013 compared to 2012, values in USD millions

Partner state	Country of destination	Hs Level	Description of Goods	2012	2013	% change		
Rwanda	Kenya	87	Vehicles Other Than Railway Or Tramway Rolling? Stock, etc	0.96	0.11	-88.86		
		11	Products Of The Milling Industry; Malt; Starches; Inulin;	0.00	0.10	-		
		48	Paper And Paperboard; Articles Of Paper Pulp, Of Paper etc	0.00	0.09	-		
		84	Nuclear Reactors, Boilers, Machinery and Mechanical Appliances; etc	0.07	0.07	0.99		
		19	Preparations Of Cereals, Flour, Starch Or Milk; Pastrycooks' Products	0.00	0.06	-		
		39	Plastics And Articles Thereof	0.07	0.06	-14.32		
		21	Miscellaneous Edible Preparations	0.00	0.04	-		
		85	Electrical Machinery And Equipment And Parts Thereof; Sound etc	0.03	0.03	30.14		
		22	Beverages, Spirits And Vinegar	0.00	0.03	-		
		73	Articles Of Iron Or Steel	0.00	0.00	744.79		
					Optical, Photographic, Cinematographic, Measuring, Checking, Precision, Medical Or Surgical Instruments and Apparatus; Parts And Accessories Thereof	0.02	0.00	-75.19
					Printed Books, Newspapers, Pictures And Other Products of The Printing Industry; Manuscripts, Typescripts And Plans	0.00	0.00	249.64
					Man-Made Staple Fibres	0.00	0.00	-
					Works Of Art, Collectors' Pieces And Antiques	0.00	0.00	-
					Other Made Up Textile Articles; Sets; Worn Clothing And Worn Textile Articles; Rags	0.00	0.00	-76.56
					Articles Of Apparel And Clothing Accessories, Not Knitted or Crocheted	0.00	0.00	-
				4 digits				
				2710	Petroleum Oils And Oils Obtained From Bituminous Minerals, Other Than Crude	8.54	22.38	162.06
					Animal Or Vegetable Fats And Oils And Their Fractions, Partly Or Wholly Hydrogenated, In	0.00	0.55	-
				1516	Rice.	0.00	0.46	-
				1006	Cane Or Beet Sugar And Chemically Pure Sucrose, In Solid Form.	0.00	0.12	-
				1701	Wheat Or Meslin Flour.	0.00	0.10	-
				1101	Registers, Account Books, Note Books, Order Books, Receipt Books, Letter Pads, Memorandum	0.00	0.07	-
				4820	Bread, Pastry, Cakes, Biscuits And Other Bakers' Wares, Whether Or Not Containing Cocoa;	0.00	0.06	-
				1905	Motor Cars And Other Motor Vehicles Principally Designed For The Transport Of Persons (O	0.09	0.06	-28.74
				8703	Articles For The Conveyance Or Packing Of Goods, Of Plastics; Stoppers, Lids, Caps And O	0.07	0.06	-14.32
				3923	Sauces And Preparations Thereof; Mixed Condiments And Mixed Seasonings; Mustard Flour A	0.00	0.04	-
				2103	Motorcycles (Including Mopeds) And Cycles Fitted With An Auxiliary Motor, With Or Without	0.00	0.04	-
				8711	Self-Propelled Bulldozers, Angledozer, Graders, Levellers, Scrapers, Mechanical Shovels	0.00	0.04	-
				8429	Undenatured Ethyl Alcohol Of An Alcoholic Strength By Volume Of 80 % Vol Or Higher; Ethy	0.00	0.03	-
				2207	Automatic Data Processing Machines And Units Thereof; Magnetic Or Optical Readers, Machi	0.00	0.02	-
				8471	Other Paper, Paperboard, Cellulose Wadding And Webs Of Cellulose Fibres, Cut To Size Or	0.00	0.02	-
				4823	Parts Suitable For Use Solely Or Principally With The Machinery Of Headings 84.25 To 84.	0.00	0.01	-
				8431	Transmission Apparatus For Radio-Telephony, Radio-Telegraphy, Radio-Broadcasting Or Tele	0.00	0.01	-
				8525	Sugar Confectionery (Including White Chocolate), Not Containing Cocoa.	0.00	0.01	-
		1704	Microphones And Stands Thereof; Loudspeakers, Whether Or Not Mounted In Their Enclosure	0.02	0.01	-48.07		
		8518	Trailers And Semi-Trailers; Other Vehicles, Not Mechanically Propelled; Parts Thereof.	0.69	0.00	-99.28		

Table 8c(Ctd): Intra-EAC Re-Exports of the major twenty products for 2013 compared to 2012, values in USD millions

Partner state	Country of destination	Hs Level	Description of Goods	2012	2013	% change		
Rwanda	Tanzania	2 digits						
		27	Mineral Fuels, Mineral Oils And Products Of Their Distillation; etc	3.38	35.28	945.22		
		17	Sugars And Sugar Confectionery	0.00	1.82	-		
		10	Cereals	0.06	1.75	2736.73		
		15	Animal Or Vegetable Fats And Oils And Their Cleavage Products; etc	0.00	0.87	-		
		87	Vehicles Other Than Railway Or Tramway Rolling? Stock, And Parts	0.37	0.75	104.43		
		21	Miscellaneous Edible Preparations	0.00	0.71	-		
		85	Electrical Machinery And Equipment And Parts Thereof; Sound	0.09	0.54	469.47		
		11	Products Of The Milling Industry; Malt; Starches; Inulin; Wheat Gluten	0.00	0.51	-		
		84	Nuclear Reactors, Boilers, Machinery and Mechanical Appliances;	0.09	0.39	341.58		
		16	Preparations Of Meat, Of Fish Or Of Crustaceans, Molluscs Or Other	0.00	0.35	-		
		48	Paper And Paperboard; Articles Of Paper Pulp, Of Paper	0.00	0.23	116983.77		
		34	Soap, Organic Surface-Active Agents, Washing Preparations, etc	0.00	0.10	-		
		19	Preparations Of Cereals, Flour, Starch Or Milk; Pastry-cooks' Products	0.00	0.09	-		
		20	Preparations Of Vegetables, Fruit, Nuts Or Other Parts Of Plants	0.00	0.03	-		
		22	Beverages, Spirits And Vinegar	0.00	0.02	-		
		63	Other Made Up Textile Articles; Sets;Worn Clothing And Worn Textile Articles;	0.00	0.02	314.78		
		82	Tools, Implements, Cutlery, Spoons And Forks, Of Base Metal;Parts	0.00	0.02	-		
		03	Fish And Crustaceans, Molluscs And Other Aquatic Invertebrates	0.00	0.02	-		
		04	Dairy Produce; Birds' Eggs; Natural Honey; Edible Products Of Animal Origin	0.00	0.01	-		
		94	Furniture; Bedding, Mattresses, Mattress Supports, Cushions And Similar Stuffed Furnishings; Lamps Andlighting Fittings, Not Elsewhere Specified	0.01	0.01	104.41		
			4 digits					
			2710	Petroleum Oils And Oils Obtained From Bituminous Minerals, Other Than crude	3.37	35.28	945.45	
		1701	Cane Or Beet Sugar And Chemically Pure Sucrose, In Solid Form.	0.00	1.75	-		
		1006	Rice.	0.01	1.75	19545.91		
		1516	Animal Or Vegetable Fats And Oils And Their Fractions, Partly Or Wholly	0.00	0.82	-		
		2103	Sauces And Preparations Therefor; Mixed Condiments And Mixed	0.00	0.63	-		
		1101	Wheat Or Meslin Flour.	0.00	0.51	-		
		8703	Motor Cars And Other Motor Vehicles Principally Designed	0.29	0.51	74.62		
		1604	Prepared Or Preserved Fish; Caviar And Caviar Substitutes	0.00	0.35	-		
		8502	Electric Generating Sets And Rotary Converters.	0.00	0.35	-		
		8479	Machines And Mechanical Appliances Having Individual Functions,	0.04	0.27	518.78		
		8704	Motor Vehicles For The Transport Of Goods.	0.03	0.16	372.84		
		8506	Primary Cells And Primary Batteries.	0.00	0.13	-		
		4809	Carbon Paper, Self-Copy Paper And Other Copying Or Transfer	0.00	0.13	-		
		3401	Soap; Organic Surface-Active Products And Preparations For Use As	0.00	0.09	-		
		1905	Bread, Pastry, Cakes, Biscuits And Other Bakers' Wares,	0.00	0.09	-		
		4820	Registers, Account Books, Note Books, Order Books, Receipt Books,	0.00	0.08	41586.94		
		2102	Yeasts (Active Or Inactive); Other Single-Cell Micro-Organisms, Dead	0.00	0.08	-		
		1704	Sugar Confectionery (Including White Chocolate) etc	0.00	0.08	-		
		8705	Special Purpose Motor Vehicles	0.00	0.07	-		
		8427	Fork-Lift Trucks; Other Works Trucks Fitted With Lifting Or Handling	0.00	0.06	-		
		Uganda	2 digits					
		27	Mineral Fuels, Mineral Oils And Products Of Their Distillation; Bituminous	10.21	10.21	0.00		
		87	Vehicles Other Than Railway Or Tramway Rolling? Stock, and Parts	2.11	2.11	0.00		
		84	Nuclear Reactors, Boilers, Machinery and Mechanical Appliances; Parts Thereof	0.72	0.72	0.00		

Table 8c(Ctd): Intra-EAC Re-Exports of the major twenty products for 2013 compared to 2012, values in USD millions

Partner state	Country of destination	Hs Level	Description of Goods	2012	2013	% change		
Rwanda	Uganda	90	Optical, Photographic, Cinematographic, Measuring, Checking, etc	0.10	0.10	0.00		
		92	Musical Instruments; Parts And Accessories Of Such Articles	0.06	0.06	0.00		
		73	Articles Of Iron Or Steel	0.04	0.04	0.00		
		85	Electrical Machinery And Equipment And Parts Thereof; Sound Recorders etc	0.02	0.02	0.00		
		94	Furniture; Bedding, Mattresses, Mattress Supports, Cushions And Similar	0.01	0.01	0.00		
		63	Other Made Up Textile Articles; Sets; Worn Clothing And Worn Textile Articles;	0.01	0.01	0.00		
		39	Plastics And Articles Thereof	0.00	0.00	0.00		
		70	Ceramic Products	0.00	0.00	0.00		
		22	Beverages, Spirits And Vinegar	0.00	0.00	0.00		
		28	Inorganic Chemicals; Organic Or Inorganic Compounds of Precious Metals,	0.00	0.00	0.00		
		17	Sugars And Sugar Confectionery	0.00	0.00	0.00		
		48	Paper And Paperboard; Articles Of Paper Pulp, Of Paper Or Of Paperboard	0.00	0.00	0.00		
		30	Pharmaceutical Products	0.00	0.00	0.00		
		62	Articles Of Apparel And Clothing Accessories, Not Knitted or Crocheted	0.00	0.00	0.00		
		44	Wood And Articles Of Wood; Wood Charcoal	0.00	0.00	0.00		
		38	Miscellaneous Chemical Products	0.00	0.00	0.00		
		49	Printed Books, Newspapers, Pictures And Other Products of Printing Industry;	0.00	0.00	0.00		
			4 digits					
			2710	Petroleum Oils And Oils Obtained From Bituminous Minerals, Other Than crude	10.21	2.83	-72.32	
			1516	Animal Or Vegetable Fats And Oils And Their Fractions, Partly Or Wholly	0.00	1.70	-	
			8703	Motor Cars And Other Motor Vehicles	1.61	1.67	3.76	
			8429	Self-Propelled Bulldozers, Angledozer, Graders, Levellers, Scrapers,	0.68	1.02	50.30	
			8704	Motor Vehicles For The Transport Of Goods.	0.45	0.75	67.96	
			9026	Instruments And Apparatus For Measuring Or Checking The Flow,	0.00	0.44	-	
			8705	Special Purpose Motor Vehicles,	0.05	0.35	636.57	
			1006	Rice.	0.00	0.28	-	
			8426	Ships' Derricks; Cranes, Including Cable Cranes; Mobile Lifting	0.00	0.21	-	
			1701	Cane Or Beet Sugar And Chemically Pure Sucrose, In Solid Form.	0.00	0.20	7413.40	
			3401	Soap; Organic Surface-Active Products And Preparations	0.00	0.13	-	
			7210	Flat-Rolled Products Of Iron Or Non-Alloy Steel, etc	0.00	0.12	-	
			4820	Registers, Account Books, Note Books, Order Books, Receipt Books	0.00	0.11	-	
			8711	Motorcycles (Including Mopeds) And Cycles Fitted With An Auxiliary	0.00	0.07	3298.33	
			1604	Prepared Or Preserved Fish; Caviar And Caviar Substitutes Prepared	0.00	0.06	-	
		6405	Other Footwear.	0.00	0.05	-		
		1704	Sugar Confectionery (Including White Chocolate), Not Contain coca	0.00	0.05	-		
		2102	Yeasts (Active Or Inactive); Other Single-Cell Micro-Organisms, Dead	0.00	0.03	-		
		8479	Machines And Mechanical Appliances with Individual Functions,	0.00	0.03	-		
		3923	Articles For The Conveyance Or Packing Of Goods, Of Plastics; etc	0.00	0.03	429.12		
		Burundi	2 digits					
		87	Vehicles Other Than Railway Or Tramway Rolling? Stock, etc	3.61	6.61	83.11		
		84	Nuclear Reactors, Boilers, Machinery and Mechanical Appliances; Parts Thereof	0.07	0.97	1254.52		
		70	Ceramic Products	0.00	0.21	-		
		39	Plastics And Articles Thereof	0.00	0.12	-		
		85	Electrical Machinery And Equipment And Parts Thereof; Sound Recorder parts	0.01	0.09	1096.89		
		73	Articles Of Iron Or Steel	0.01	0.07	470.34		
		34	Soap, Organic Surface-Active Agents, Washing Preparations etc	0.00	0.03	-		
		11	Products Of The Milling Industry; Malt; Starches; Inulin; Wheat Gluten	0.00	0.03	-		

Table 8c(Ctd): Intra-EAC Re-Exports of the major twenty products for 2013 compared to 2012, values in USD millions

Partner state	Country of destination	Hs Level	Description of Goods	2012	2013	% change		
Rwanda	Burundi	72	Iron And Steel	0.00	0.02	-		
		17	Sugars And Sugar Confectionery	0.00	0.01	-		
		59	Impregnated, Coated, Covered Or Laminated Textile Fabrics; Textile Articles Kind Suitable For Industrial Use	0.00	0.00	-		
		32	Tanning Or Dyeing Extracts; Tannins And Their Derivatives; Dyes, Pigments etc	0.00	0.00	-		
		27	Mineral Fuels, Mineral Oils And Products Of Their Distillation; Bituminous etc	0.35	0.00	-100.00		
		90	Optical, Photographic, Cinematographic, Measuring, Checking, Precision Parts	0.00	0.00	-		
		92	Musical Instruments; Parts And Accessories Of Such Articles	0.00	0.00	-		
		94	Furniture; Bedding, Mattresses, Mattress Supports, Cushions And Similar Stuff	0.00	0.00	-		
		63	Other Made Up Textile Articles; Sets; Worn Clothing And Worn Textile	0.00	0.00	-		
		22	Beverages, Spirits And Vinegar	0.00	0.00	-		
		28	Inorganic Chemicals; Organic Or Inorganic Compounds of Metals, Paper And Paperboard; Articles Of Paper Pulp, Of Paper etc	0.00	0.00	-		
		48		0.00	0.00	-		
				4 digits				
				8703	Motor Cars And Other Motor Vehicles Principally Designed For The Transport	3.00	3.71	23.92
				8702	Motor Vehicles For The Transport Of Ten Or More Persons,	0.19	1.58	725.30
			8704	Motor Vehicles For The Transport Of Goods.	0.30	1.05	253.08	
			8429	Self-Propelled Bulldozers, Angledozer, Graders, Levellers, Scrapers, Carboys, Bottles, Flasks, Jars, Pots, Phials, Ampoules And Other Containers, Of	0.01	0.81	6620.44	
			7010	Articles For The Conveyance Or Packing Of Goods, Of Plastics; Stoppers, Lids, etc	0.00	0.21	-	
			8705	Special Purpose Motor Vehicles,	0.12	0.17	39.57	
			3923	Machines And Mechanical Appliances Having Individual Functions, Not Specified	0.00	0.12	-	
			8479	Air Conditioning Machines, Comprising A Motor-Driven Fan And Elements	0.00	0.07	-	
			8415	Electric Generating Sets And Rotary Converters.	0.04	0.07	60.85	
			8502	Tractors (Other Than Tractors Of Heading 87.09).	0.00	0.06	-	
			8701	Cloth (Including Endless Bands), Grill, Netting And Fencing, Of Iron Or Steel Wire;	0.00	0.06	-	
			7314	Trailers And Semi-Trailers; Other Vehicles, Not Mechanically Propelled; Parts	0.00	0.04	-	
			8716	Containers For Compressed Or Liquefied Gas, Of Iron Or Steel.	0.01	0.03	143.31	
			7311	Soap; Organic Surface-Active Products And Preparations For Use As Soap	0.01	0.03	-	
			3401	Wheat Or Meslin Flour.	0.00	0.03	-	
			1101	Other Bars And Rods Of Iron Or Non-Alloy Steel, Not Further Worked Than Forged, Hot-Roll	0.00	0.03	-	
			7214	Reception Apparatus For Television, Whether Or Not Incorporating Radio-	0.00	0.02	-	
			8528	Machinery For Sorting, Screening, Separating, Washing, Crushing, Grinding,	0.01	0.02	226.82	
			8474	Cane Or Beet Sugar And Chemically Pure Sucrose, In Solid Form.	0.00	0.01	-	
			1701		0.00	0.01	-	
	Burundi	Kenya	2 digits					
			84	Nuclear Reactors, Boilers, Mch & Mech Appliance, Parts	0.16	-	-100.0	
			87	Vehicles O/T Railw/Tranw Rool-Stock, Pts & Accessories	0.13	0.05	-65.0	
73			Articles Of Iron And Steel	0.13	0.03	-74.3		
72			Iron And Steel	0.10	0.03	-73.4		
70			Glass And Glassware	0.08	-	-100.0		
39			Plastics And Articles Thereof	0.07	0.00	-93.1		
85			Electrical Mch Equip Parts Thereof, Sound Recorder Etc	0.03	0.00	-89.0		
28			Inorgn Chem; Compds Of Prec Met, Radioact Elements Etc	0.03	-	-100.0		
48			Paper & Paperboard; Art Of Paper Pulp, Paper/Paperboard	0.01	0.00	-75.2		
90			Optical, Photo, Cine, Meas, Checking, Precision, Etc	0.01	0.01	21.6		

Table 8c(Ctd): Intra-EAC Re-Exports of the major twenty products for 2013 compared to 2012, values in USD millions

Partner state	Country of destination	Hs Level	Description of Goods	2012	2013	% change		
Burundi	Kenya	96	Miscellaneous Manufactured Articles	0.00	0.00	-44.9		
		89	Ships, Boats And Floating Structures	0.00	-	-100.0		
		93	Arms And Ammunition; Parts And Accessories Thereof	0.00	-	-100.0		
		55	Man-Made Staple Fibres	0.00	-	-100.0		
		49	Printed Books, Newspapers, Pictures & Other Product Etc	0.00	0.00	-95.9		
		29	Organic Chemicals	0.00	-	-100.0		
		61	Art Of Apparel & Clothing Access, Knitted Or Crocheted	0.00	-	-100.0		
		79	Zinc And Articles Thereof	0.00	-	-100.0		
		94	Furniture; Bedding, Mattress, Matt Support, Cushion Etc	0.00	0.00	-43.9		
		62	Art Of Apparel & Clothing Access, Not Knitted/Crocheted	0.00	-	-100.0		
				4 digits				
				7311		0.12	0.03	-73.9
				8704	Motor Vehicles For The Transport Of Goods.	0.11	0.03	-69.1
				7204	Ferrous Waste And Scrap; Remelting Scrap Ingots Of Iron Or Steel.	0.10	0.03	-73.4
				7010	Carboys, Bottles, Flasks, Jars, Pots, Phials, Ampoules And Other Containers, Of	0.08	-	-100.0
				3923	Articles For The Conveyance Or Packing Of Goods, Of Plastics; Stoppers, Lids,	0.06	0.00	-92.6
				8426	Ships' Derricks; Cranes, Including Cable Cranes; Mobile Lifting Frames, Straddle	0.05	-	-100.0
				8419	Machinery, Plant Or Laboratory Equipment, Whether Or Not Electrically Heated (Excluding	0.03	-	-100.0
				8404	Auxiliary Plant For Use With Boilers Of Heading 84.02 Or 84.03	0.03	-	-100.0
				2801	Fluorine, Chlorine, Bromine And Iodine.	0.03	-	-100.0
				8703	Motor Cars And Other Motor Vehicles	0.02	0.01	-46.6
				8429	Self-Propelled Bulldozers, Angledozer, Graders, Levellers, Scrapers, Mechanical	0.02	-	-100.0
				8502	Electric Generating Sets And Rotary Converters.	0.02	-	-100.0
				8468	Machinery And Apparatus For Soldering, Brazing Or Welding, Registers, Account Books, Note Books, Order Books, Receipt Books, Letter Pads,	0.02	-	-100.0
				4820	Electric Motors And Generators (Excluding Generating Sets).	0.01	0.00	-75.2
				8501	Other Lifting, Handling, Loading Or Unloading Machinery (For Example, Lifts,	0.01	-	-100.0
				8428	Lenses, Prisms, Mirrors And Other Optical Elements, Of Any Material, Mounted,	0.01	-	-100.0
			9002	Other Articles Of Plastics And Articles Of Other Materials (39.01 To 39.14).	0.01	-	-100.0	
			3926	Travel Sets For Personal Toilet, Sewing Or Shoe Or Clothes Cleaning.	0.00	-	-100.0	
			9605	Other Floating Structures (For Example, Rafts, Tanks, Coffe-Dams, Landing-	0.00	-	-100.0	
			8907		0.00	-	-100.0	
	Tanzania	Kenya	2 digits					
			87	Vehicles O/T Railway/Tramway Rool-Stock, Pts & Accessories	2.27	0.24	-89.2	
			84	Nuclear Reactors, Boilers, Mch & Mech Appliance, Parts	1.10	0.02	-98.6	
			27	Mineral Fuels, Oils & Product Of Their Distillation; Etc	0.46	-	-100.0	
			72	Iron And Steel	0.38	0.18	-51.9	
53			Other Vegetable Textile Fibres; Paper Yarn & Woven Fab	0.08	-	-100.0		
98			Effets Personnels Dépouvus De Tout Caractère Commercial	0.05	0.01	-85.2		
70			Glass And Glassware	0.04	0.09	144.6		
81			Other Base Metals, Cermets, Articles Thereof	0.01	0.00	-83.9		
40			Rubber And Articles Thereof	0.01	-	-100.0		
85			Electrical Mch Equip Parts Thereof, Sound Recorder Etc	0.01	0.03	307.9		
74	Copper And Articles Thereof	0.01	-	-100.0				
25	Salt; Sulphur; Earth & Ston; Plastering Mat; Lime & Cem	0.01	-	-100.0				
64	Footwear, Gaiters And The Like, Parts Of Such Articles	0.00	-	-100.0				
83	Miscellaneous Articles Of Base Metal	0.00	-	-100.0				

Table 8c(Ctd): Intra-EAC Re-Exports of the major twenty products for 2013 compared to 2012, values in USD millions

Partner state	Country of destination	Hs Level	Description of Goods	2012	2013	% change	
Burundi	Tanzania	33	Essential Oils & Resinoids; Perf, Cosmetic/Toilet Prep	0.00	-	-100.0	
		73	Articles Of Iron And Steel	0.00	-	-100.0	
		96	Miscellaneous Manufactured Articles	0.00	-	-100.0	
		4 digits					
		8704	Motor Vehicles For The Transport Of Goods.	1.86	0.01	-99.5	
		8429	Self-Propelled Bulldozers, Angledozer, Graders, Levellers, Scrapers, Mechanical	1.02	0.00	-100.0	
		2710	Petroleum Oils And Oils Obtained From Bituminous Minerals, Other Than Crude;	0.46	-	-100.0	
		7204	Ferrous Waste And Scrap; Remelting Scrap Ingots Of Iron Or Steel.	0.38	0.18	-51.9	
		8708	Parts And Accessories Of The Motor Vehicles Of Headings 87.01 To 87.05.	0.22	0.10	-55.0	
		8705	Special Purpose Motor Vehicles, Other Than Those Principally Designed For The	0.12	-	-100.0	
	5303	Jute And Other Textile Bast Fibres (Excluding Flax, True Hemp And Ramie), Raw	0.08	-	-100.0		
	8703	Motor Cars And Other Motor Vehicles	0.07	0.10	39.3		
	9801	Effets Personnels Dépouvrus De Tout Caractère Commercial	0.05	0.01	-85.2		
	8430	Other Moving, Grading, Levelling, Scraping, Excavating, Tamping, Compacting,	0.05	0.01	-88.3		
	7010	Carboys, Bottles, Flasks, Jars, Pots, Phials, Ampoules And Other Containers, Of	0.04	-	-100.0		
	8479	Machines And Mechanical Appliances Having Individual Functions, Not Specified	0.01	-	-100.0		
	8459	Machine-Tools (Including Way-Type Unit Head Machines) For Drilling, Boring,	0.01	-	-100.0		
	4011	New Pneumatic Tyres, Of Rubber.	0.01	-	-100.0		
	8432	Agricultural, Horticultural Or Forestry Machinery For Soil Preparation Or Cultivation;	0.01	-	-100.0		
	8113	Cermets And Articles Thereof, Including Waste And Scrap.	0.01	-	-100.0		
	8517	Electrical Apparatus For Line Telephony Or Line Telegraphy,	0.01	0.01	17.6		
	7404		0.01	-	-100.0		
	8112	Beryllium, Chromium, Germanium, Vanadium, Gallium, Hafnium, Indium, Niobium	0.00	-	-100.0		
	2501	Salt (Including Table Salt And Denatured Salt) And Pure Sodium Chloride, Whether	0.00	-	-100.0		
	Rwanda	2 digits	70	Glass And Glassware	0.81	0.17	-79.4
			87	Vehicles O/T Railw/Tranw Rool-Stock, Pts & Accessories	0.74	0.73	-1.1
			84	Nuclear Reactors, Boilers, Mchy & Mech Appliance, Parts	0.24	0.01	-97.9
39			Plastics And Articles Thereof	0.24	0.07	-71.1	
72			Iron And Steel	0.17	0.12	-28.5	
73			Articles Of Iron And Steel	0.05	0.16	201.9	
68			Art Of Stone, Plaster, Cement, Asbestos, Mica/Sim Mat	0.05	-	-100.0	
85			Electrical Mchy Equip Parts Thereof, Sound Recorder Etc	0.04	0.00	-90.5	
82			Tool, Implement, Cutlery, Spoon & Fork, Of Base Met Etc	0.03	-	-100.0	
98			Effets Personnels Dépouvrus De Tout Caractère Commercial	0.02	-	-100.0	
19			Prep Of Cereal, Flour, Starch/Milk; Pastrycooks' Prod	0.02	-	-100.0	
94			Furniture; Bedding, Mattress, Matt Support, Cushion Etc	0.01	-	-100.0	
76			Aluminium And Articles Thereof	0.00	0.01	111.0	
15			Animal/Veg Fats & Oil & Their Cleavage Products; Etc	0.00	-	-100.0	
74			Copper And Articles Thereof	0.00	-	-100.0	
83			Miscellaneous Articles Of Basee Metal	0.00	-	-100.0	
17			Sugars And Sugar Confectionery	0.00	-	-100.0	
22	Beverages, Spirits And Vinegar	0.00	-	-100.0			

Table 8c(Ctd): Intra-EAC Re-Exports of the major twenty products for 2013 compared to 2012, values in USD millions

Partner state	Country of destination	Hs Level	Description of Goods	2012	2013	% change		
Burundi	Rwanda	4 digits						
		7010	Carboys, Bottles, Flasks, Jars, Pots, Phials, Ampoules And Other Containers,	0.81	0.17	-79.4		
		8703	Motor Cars And Other Motor Vehicles Principally Designed For The Transport Of	0.45	0.32	-30.3		
		3923	Articles For The Conveyance Or Packing Of Goods, Of Plastics; Stoppers, Lids,	0.22	0.03	-84.4		
		7204	Ferrous Waste And Scrap; Remelting Scrap Ingots Of Iron Or Steel.	0.17	0.12	-28.4		
		8431	Parts Suitable For Use Solely Or Principally With The Machinery (84.25)	0.16	0.01	-96.8		
		8704	Motor Vehicles For The Transport Of Goods.	0.15	0.07	-50.7		
		8702	Motor Vehicles For The Transport Of Ten Or More Persons, Including The Driver.	0.13	0.34	168.0		
		7311	Containers For Compressed Or Liquefied Gas, Of Iron Or Steel	0.05	0.03	-37.5		
		8479	Machines And Mechanical Appliances Having Individual Functions, NES	0.04	-	-100.0		
		8502	Electric Generating Sets And Rotary Converters.	0.03	-	-100.0		
		8207	Interchangeable Tools For Hand Tools, Whether Or Not Power-Operated,	0.03	-	-100.0		
		8429	Self-Propelled Bulldozers, Angledozer, Graders, Levellers, Scrapers, Mechanical	0.03	-	-100.0		
		6807	Articles Of Asphalt Or Of Similar Material (For Example, Petroleum Bitumen	0.03	-	-100.0		
		6809	Articles Of Plaster Or Of Compositions Based On Plaster.	0.02	-	-100.0		
		9801	Personnel Effects	0.02	-	-100.0		
		3925	Builders' Ware Of Plastics, Not Elsewhere Specified Or Included.	0.02	-	-100.0		
		1905	Bread, Pastry, Cakes, Biscuits And Other Bakers' Wares,without coca	0.02	-	-100.0		
		8463	Other Machine-Tools For Working Metal Or Cermets, etc	0.01	-	-100.0		
		8709	Works Trucks, Self-Propelled, Not Fitted With Lifting Or Handling Equipment,	0.01	-	-100.0		
		8501	Electric Motors And Generators (Excluding Generating Sets).	0.01	-	-100.0		
		Uganda	2 digits	72	Iron And Steel	0.50	0.01	-97.7
				70	Glass And Glassware	0.20	0.01	-96.0
				84	Nuclear Reactors, Boilers, Mchy & Mech Appliance, Parts	0.18	0.11	-39.5
				39	Plastics And Articles Thereof	0.17	0.00	-99.3
				87	Vehicles O/T Railw/Tranw Rool-Stock, Pts & Accessories	0.12	-	-100.0
				85	Electrical Mchy Equip Parts Thereof, Sound Recorder Etc	0.05	-	-100.0
	92			Musical Instruments; Parts And Access Of Such Articles	0.03	-	-100.0	
	33			Essential Oils & Resinoids; Perf, Cosmetic/Toilet Prep	0.03	0.00	-94.0	
	44			Wood And Articles Of Wood; Wood Charcoal	0.01	-	-100.0	
	73			Articles Of Iron And Steel	0.01	-	-100.0	
	48			Paper & Paperboard; Art Of Paper Pulp, Paper/Paperboard	0.01	-	-100.0	
	82			Tool, Implement, Cutlery, Spoon & Fork, Of Base Met Etc	0.00	-	-100.0	
	63			Other Made Up Textile Articles; Sets; Worn Clothing Etc	0.00	-	-100.0	
	25			Salt; Sulphur; Earth & Ston; Plastering Mat; Lime & Cem	0.00	-	-100.0	
	29			Organic Chemicals	0.00	-	-100.0	
	95			Toys, Games & Sports Requisites, Parts & Access Thereof	0.00	-	-100.0	
	28			Inorgn Chem; Comps Of Prec Met, Radioact Elements Etc	0.00	-	-100.0	
	4 digits			7204	Ferrous Waste And Scrap; Remelting Scrap Ingots Of Iron Or Steel.	0.50	0.01	-97.7
				7010	Carboys, Bottles, Flasks, Jars, Pots, Phials, Ampoules And Other	0.20	0.01	-96.0
				3923	Articles For The Conveyance Or Packing Of Goods, Of Plastics;	0.17	0.00	-99.3
				8478	Machinery For Preparing Or Making Up Tobacco, Not Specified	0.15	-	-100.0
				8711	Motorcycles (Including Mopeds) And Cycles Fitted With An Auxiliary	0.12	-	-100.0
				8502	Electric Generating Sets And Rotary Converters.	0.05	-	-100.0
				9207	Musical Instruments, The Sound Of Which Is Produced, Or Must Be Amplified,	0.03	-	-100.0

Table 8c(Ctd): Intra-EAC Re-Exports of the major twenty products for 2013 compared to 2012, values in USD millions

Partner state	Country of destination	Hs Level	Description of Goods	2012	2013	% change		
Burundi	Uganda	3304	Beauty Or Make-Up Preparations And Preparations the Care Of Skin	0.03	0.00	-99.4		
		8414	Air Or Vacuum Pumps, Air Or Other Gas Compressors And Fans;	0.01	-	-100.0		
		4410	Particle Board And Similar Board (For Example, Oriented Strand	0.01	-	-100.0		
		4823	Other Paper, Paperboard, Cellulose Wadding And Webs Of Cellulose	0.01	-	-100.0		
		8477	Machinery For Working Rubber Or Plastics Or For The Manufacture	0.01	-	-100.0		
		7311	Containers For Compressed Or Liquefied Gas, Of Iron Or Steel	0.01	-	-100.0		
		8438	Machinery, Not Specified Or Included Elsewhere In This Chapter	0.01	-	-100.0		
		8501	Electric Motors And Generators (Excluding Generating Sets).	0.00	-	-100.0		
		7210	Flat-Rolled Products Of Iron Or Non-Alloy Steel, Of A Width Of 600 Mm,	0.00	-	-100.0		
		8479	Machines And Mechanical Appliances Having Individual Functions, Not Specified	0.00	-	-100.0		
		8413	Pumps For Liquids, Whether Or Not Fitted With A Measuring Device; Liquid	0.00	-	-100.0		
		6304	Other Furnishing Articles, Excluding Those Of Heading 94.04.	0.00	-	-100.0		
		2505	Natural Sands Of All Kinds, Whether Or Not Coloured, Other Than Metal bearing	0.00	-	-100.0		
		Tanzania	Kenya	2 digits			551.0	
84	Nuclear Reactors, Boilers, Mchy & Mech Appliance; Parts			6.00	0	9,083.33		
89	Ships, Boats And Floating Structures			0.00	41.00	-		
27	Mineral Fuels, Oils & Product Of Their Distillation; Etc			2.00	32.00	1,500.00		
85	Electrical Mchy Equip Parts Thereof; Sound Recorder Etc			1.00	3.00	200.00		
87	Vehicles O/T Railway/Tramway Rool-Stock, Pts & Accessories			2.00	3.00	50.00		
70	Glass And Glassware			1.00	2.00	100.00		
90	Optical, Photo, Cine, Meas, Checking, Precision, Etc			1.00	2.00	100.00		
73	Articles Of Iron And Steel			3.00	1.00	-66.67		
01	Live Animals			0.00	0.00	-		
02	Meat And Edible Meat Offal			0.00	0.00	-		
04	Dairy Prod; Birds' Eggs; Natural Honey; Edible Prod Nes			0.00	0.00	-		
10	Cereals			0.00	0.00	-		
18	Cocoa And Cocoa Preparations			0.00	0.00	-		
20	Prep Of Vegetable, Fruit, Nuts Or Other Parts Of Plants			0.00	0.00	-		
21	Miscellaneous Edible Preparations			0.00	0.00	-		
22	Beverages, Spirits And Vinegar			0.00	0.00	-		
25	Salt; Sulphur; Earth & Stone; Plastering Mat; Lime & Cement			0.00	0.00	-		
28	Inorganic Chemical; Compounds Of Precious Metal, Radioactive Elements Etc			0.00	0.00	-		
29	Organic Chemicals			0.00	0.00	-		
30	Pharmaceutical Products			0.00	0.00	-		
	4 digits					547.0	54,600.0	
	8431			Parts Suitable For Use With The Machinery Of 84.25 To 84.30	1.00	0	0	
	8905			Light-Vessels, Fire-Floats, Etc; Floating Docks, Platforms For Drilling	0.00	41.00	-	
	2711			Petroleum Gases And Other Gaseous Hydrocarbons	2.00	32.00	1,500.00	
	8704			Motor Vehicles For The Transport Of Goods	1.00	3.00	200.00	
	7010			Carboys, Bottles, Flasks... Ampoules, Etc; Stoppers, Lids..., Of Glass	2.00	2.00	0.00	
	8474			Machinery For Sorting..., Agglomerating... Earth, Stone, Ores, Etc	0.00	2.00	-	
	7309			Reservoirs, Tanks (Excl For Gas), Of Iron Or Steel, > 300L	0.00	1.00	-	
	8412			Other Engines And Motors	0.00	1.00	-	
	8429	Self-Propelled Bulldozers, Angledozer, Graders, Levellers, Etc	3.00	1.00	-66.67			
	8461	Machine-Tools For Planing, Shaping, Slotting, Broaching ... Metal, Nes	0.00	1.00	-			
	8502	Electric Generating Sets And Rotary Converters	0.00	1.00	-			
	8504	Electrical Transformers, Static Converters And Inductors	0.00	1.00	-			

Table 8c(Ctd): Intra-EAC Re-Exports of the major twenty products for 2013 compared to 2012, values in USD millions

Partner state	Country of destination	Hs Level	Description of Goods	2012	2013	% change	
Tanzania	Kenya	9015	Surveying, Hydrographic, Oceanographic... Instruments/Appliances,	0.00	1.00	-	
		0101	Live Horses, Mules...	0.00	0.00	-	
		0207	Meat And Edible Offal Of Poultry, Fresh, Chilled Or Frozen	0.00	0.00	-	
		0401	Milk And Cream, Not Concentrated Or Sweetened	0.00	0.00	-	
		0402	Milk And Cream, Concentrated Or Sweetened	0.00	0.00	-	
		1006	Rice	0.00	0.00	-	
		1806	Chocolate And Other Food Preparations Containing Cocoa	0.00	0.00	-	
		2009	Fruit Juices (Incl. Grape Must) And Vegetable Juices, Unfermented	0.00	0.00	-	
		Uganda	2 digits				
			27	Mineral Fuels, Oils & Product Of Their Distillation; Etc	2.00	5.00	150.00
			84	Nuclear Reactors, Boilers, Mchy & Mech Appliance; Parts	5.00	3.00	-40.00
			87	Vehicles O/T Railway/Tramway Rool-Stock, Pts & Accessories	0.00	2.00	-
			31	Fertilisers	3.00	1.00	-66.67
			85	Electrical Mchy Equip Parts Thereof; Sound Recorder Etc	1.00	1.00	0.00
			04	Dairy Prod; Birds' Eggs; Natural Honey; Edible Prod Nes	0.00	0.00	-
			10	Cereals	24.00	0.00	-100.00
			17	Sugars And Sugar Confectionery	0.00	0.00	-
			19	Prep Of Cereal, Flour, Starch/Milk; Pastry cooks' Prod	0.00	0.00	-
			21	Miscellaneous Edible Preparations	0.00	0.00	-
			22	Beverages, Spirits And Vinegar	0.00	0.00	-
		34	Soap, Organic Surface-Active Agents, Washing Prep, Etc	0.00	0.00	-	
		38	Miscellaneous Chemical Products	0.00	0.00	-	
		39	Plastics And Articles Thereof	0.00	0.00	-	
		40	Rubber And Articles Thereof	0.00	0.00	-	
		42	Articles Of Leather; Saddlery/Harness; Travel Goods Etc	0.00	0.00	-	
		44	Wood And Articles Of Wood; Wood Charcoal	0.00	0.00	-	
		48	Paper & Paperboard; Art Of Paper Pulp, Paper/Paperboard	0.00	0.00	-	
		49	Printed Books, Newspapers, Pictures & Other Product Etc	0.00	0.00	-	
		56	Wadding, Felt & Nonwoven; Yarns; Twine, Cordage, Etc	0.00	0.00	-	
		4 digits					
		2711	Petroleum Gases And Other Gaseous Hydrocarbons	2.00	5.00	150.00	
		3104	Mineral Or Chemical Fertilizers, Potassic	0.00	1.00	-	
		8427	Fork-Lift Trucks; Works Trucks Fitted With Lifting/Handling Equipment	0.00	1.00	-	
		8429	Self-Propelled Bulldozers, Angledozer, Graders, Levellers, Etc	1.00	1.00	0.00	
		8430	Earth Moving... Machinery, Nes; Pile-Drvrs/Extractors; Snow-Ploughs	0.00	1.00	-	
		8431	Parts Suitable For Use With The Machinery Of 84.25 To 84.30	5.00	1.00	-80.00	
		8474	Machinery For Sorting..., Agglomerating... Earth, Stone, Ores, Etc	0.00	1.00	-	
		8504	Electrical Transformers, Static Converters And Inductors	0.00	1.00	-	
		8704	Motor Vehicles For The Transport Of Goods	0.00	1.00	-	
		0402	Milk And Cream, Concentrated Or Sweetened	0.00	0.00	-	
		1001	Wheat And Meslin	24.00	0.00	-100.00	
		1701	Cane Or Beet Sugar And Chemically Pure Sucrose, In Solid Form	0.00	0.00	-	
		1902	Pasta, Such As Spaghetti, Macaroni, Noodles, Lasagne, Etc;	0.00	0.00	-	
		2106	Couscous	0.00	0.00	-	
		2204	Food Preparations Not Elsewhere Specified Or Included	0.00	0.00	-	
		2204	Wine Of Fresh Grapes, (Incl. Fortified Wines); Other Grape Must	0.00	0.00	-	
		2206	Other Fermented Beverages	0.00	0.00	-	

Table 8c(Ctd): Intra-EAC Re-Exports of the major twenty products for 2013 compared to 2012, values in USD millions

Partner state	Country of destination	Hs Level	Description of Goods	2012	2013	% change		
Tanzania	Uganda	2710	Petroleum Oils And Oils Obtained From Bituminous Minerals,	0.00	0.00	-		
		3102	Mineral Or Chemical Fertilizers, Nitrogenous	3.00	0.00	-100.00		
		3103	Mineral Or Chemical Fertilizers, Phosphatic	1.00	0.00	-100.00		
		3105	Mineral Or Chemical Fertilizers, Nes; Other Fertilizers; Goods =<10Kg	0.00	0.00	-		
Burundi	2 digits	84	Nuclear Reactors, Boilers, Mchy & Mech Appliance; Parts	3.00	15.00	400.00		
		31	Fertilisers	4.00	4.00	0.00		
		36	Explosives; Pyrotechnic Prod; Matches; Pyro Alloy; Etc	0.00	1.00	-		
		04	Dairy Prod; Birds' Eggs; Natural Honey; Edible Prod Nes	0.00	0.00	-		
		05	Products Of Animal Origin, Nes Or Included	0.00	0.00	-		
		15	Animal/Veg Fats & Oil & Their Cleavage Products; Etc	0.00	0.00	-		
		16	Prep Of Meat, Fish Or Crustaceans, Molluscs Etc	0.00	0.00	-		
		20	Prep Of Vegetable, Fruit, Nuts Or Other Parts Of Plants	0.00	0.00	-		
		25	Salt; Sulphur; Earth & Ston; Plastering Mat; Lime & Cem	0.00	0.00	-		
		27	Mineral Fuels, Oils & Product Of Their Distillation; Etc	0.00	0.00	-		
		28	Inorgn Chem; Compsd Of Prec Met, Radioact Elements Etc	0.00	0.00	-		
		29	Organic Chemicals	0.00	0.00	-		
		32	Tanning/Dyeing Extract; Tannins & Derivs; Pigm Etc	0.00	0.00	-		
		33	Essential Oils & Resinoids; Perf, Cosmetic/Toilet Prep	0.00	0.00	-		
		37	Photographic Or Cinematographic Goods	0.00	0.00	-		
		38	Miscellaneous Chemical Products	0.00	0.00	-		
		39	Plastics And Articles Thereof	0.00	0.00	-		
		40	Rubber And Articles Thereof	0.00	0.00	-		
		44	Wood And Articles Of Wood; Wood Charcoal	0.00	0.00	-		
		46	Manufactures Os Straw, Esparto/Other Plaiting Mat; Etc	0.00	0.00	-		
		Rwanda	4 digits	8432	Machinery For Soil Preparation/Cultivation; Lawn/Sports-Ground Rollers	3.00	15.00	400.00
				3105	Mineral Or Chemical Fertilizers, Nes; Other Fertilizers; Goods =<10Kg	2.00	3.00	50.00
				3102	Mineral Or Chemical Fertilizers, Nitrogenous	2.00	1.00	-50.00
3104	Mineral Or Chemical Fertilizers, Potassic			0.00	1.00	-		
3602	Prepared Explosives			0.00	1.00	-		
0402	Milk And Cream, Concentrated Or Sweetened			0.00	0.00	-		
0501	Human Hair			0.00	0.00	-		
1516	Animal Or Vegetable Fats And Oils And Fractions, Hydrogenated, Etc			0.00	0.00	-		
1603	Extracts And Juices Of Meat, Fish Or Crustaceans			0.00	0.00	-		
2009	Fruit Juices (Incl. Grape Must) And Vegetable Juices, Unfermented			0.00	0.00	-		
2520	Gypsum; Anhydrite; Plasters			0.00	0.00	-		
2523	Portland Cement, Aluminous Cement, Persulphate Cement, Etc			0.00	0.00	-		
2710	Petroleum Oils And Oils Obtained From Bituminous Minerals,Other Than Crude			0.00	0.00	-		
2711	Petroleum Gases And Other Gaseous Hydrocarbons			0.00	0.00	-		
2712	Petroleum Jelly; Paraffin Wax... And Other Mineral Waxes, Etc			0.00	0.00	-		
2714	Bitumen And Asphalt, Natural; Bituminous Or Oil Shale...;			0.00	0.00	-		
2815	Asphaltites...			0.00	0.00	-		
2903	Hydroxides And Peroxides Of Sodium Or Potassium			0.00	0.00	-		
2915	Halogenated Derivatives Of Hydrocarbons			0.00	0.00	-		
3204	Saturated Acyclic Monocarboxylic Acids And Their... Derivatives			0.00	0.00	-		
3204	Synthetic Organic Colouring Matter And Preparations And Products			0.00	0.00	-		
Rwanda	2 digits			31	Fertilisers	25.00	18.00	-28.00
				84	Nuclear Reactors, Boilers, Mchy & Mech Appliance; Parts	1.00	7.00	600.00

Table 8c(Ctd): Intra-EAC Re-Exports of the major twenty products for 2013 compared to 2012, values in USD millions

Partner state	Country of destination	Hs Level	Description of Goods	2012	2013	% change		
Tanzania	Rwanda	27	Mineral Fuels, Oils & Product Of Their Distillation; Etc	1.00	2.00	100.00		
		72	Iron And Steel	0.00	2.00	-		
		63	Other Made Up Textile Articles; Sets; Worn Clothing Etc	0.00	1.00	-		
		69	Ceramic Products	1.00	1.00	0.00		
		07	Edible Vegetables And Certain Roots And Tubers	0.00	0.00	-		
		10	Cereals	0.00	0.00	-		
		12	Oil Seed, Oleagi Fruits; Miscell Grain, Seed, Fruit Etc	0.00	0.00	-		
		15	Animal/Veg Fats & Oil & Their Cleavage Products; Etc	0.00	0.00	-		
		16	Prep Of Meat, Fish Or Crustaceans, Molluscs Etc	0.00	0.00	-		
		17	Sugars And Sugar Confectionery	0.00	0.00	-		
		19	Prep Of Cereal, Flour, Starch/Milk; Pastrycooks' Prod	0.00	0.00	-		
		20	Prep Of Vegetable, Fruit, Nuts Or Other Parts Of Plants	0.00	0.00	-		
		21	Miscellaneous Edible Preparations	0.00	0.00	-		
		22	Beverages, Spirits And Vinegar	0.00	0.00	-		
		25	Salt; Sulphur; Earth & Ston; Plastering Mat; Lime & Cem	0.00	0.00	-		
		28	Inorgn Chem; Compsd Of Prec Met, Radioact Elements Etc	0.00	0.00	-		
		29	Organic Chemicals	0.00	0.00	-		
		32	Tanning/Dyeing Extract; Tannins & Derivs; Pigm Etc	0.00	0.00	-		
		4 digits						
		3105	Mineral Or Chemical Fertilizers, Nes; Other Fertilizers; Goods =<10Kg	21.00	13.00	-38.10		
		8432	Machinery For Soil Preparation/Cultivation; Lawn/Sports-Ground Rollers	0.00	7.00	-		
		3102	Mineral Or Chemical Fertilizers, Nitrogenous	4.00	5.00	25.00		
		2711	Petroleum Gases And Other Gaseous Hydrocarbons	0.00	2.00	-		
		7222	Other Bars And Rods Of Stainless Steel; Angles, Shapes And Sections	0.00	2.00	-		
		2714	Bitumen And Asphalt, Natural; Bituminous Or Oil Shale...;	1.00	1.00	0.00		
		0710	Asphaltites...	0.00	0.00	-		
		1001	Vegetables, Frozen	0.00	0.00	-		
		1006	Wheat And Meslin	0.00	0.00	-		
		1202	Rice	0.00	0.00	-		
		1208	Ground-Nuts, Not Roasted Or Otherwise Cooked	0.00	0.00	-		
		1511	Flours And Meals Of Oil Seeds Or Oleaginous Fruits (Excl. Mustard)	0.00	0.00	-		
		1603	Palm Oil And Its Fractions Wheather Or Not Refined Not Chemically Modified	0.00	0.00	-		
1701	Extracts And Juices Of Meat, Fish Or Crustaceans	0.00	0.00	-				
1704	Cane Or Beet Sugar And Chemically Pure Sucrose, In Solid Form	0.00	0.00	-				
1905	Sugar Confectionery (Incl. White Chocolate), Not Containing Cocoa	0.00	0.00	-				
2005	Bread, Pastry, Cakes, Etc; Communion Wafers, Rice Paper, Etc	0.00	0.00	-				
2009	Other Vegetables Preserved Other Than By Vinegar, Etc, Not Frozen	0.00	0.00	-				
2101	Fruit Juices (Incl. Grape Must) And Vegetable Juices, Unfermented	0.00	0.00	-				
2102	Extracts And Preparations Of Coffee, Tea Or Mate; Roasted Chicory...	0.00	0.00	-				
2102	Yeasts; Other Single-Cell Micro-Organisms, Dead; Prepared Baking Powders	0.00	0.00	-				
Kenya	Uganda	2 digits						
		27	Mineral Fuels, Mineral Oils And Products Of Their	48.00	38.62	-19.54		
		30	Pharmaceutical Products.	5.33	18.52	247.25		
		84	Nuclear Reactors, Boilers, Machinery And Mechanica	9.75	14.55	49.33		
		87	Vehicles Other Than Railway Or Tramway Rolling-Sto	9.47	13.85	46.30		
		31	Fertilisers.	9.40	11.49	22.23		
		10	Cereals.	1.89	10.09	435.14		
19	Preparations Of Cereals, Flour, Starch Or Milk; Pa	1.82	5.53	204.13				
90	Optical, Photographic, Cinematographic, Measuring,	0.55	5.35	872.17				
85	Electrical Machinery And Equipment And Parts There	3.99	4.85	21.56				

Table 8c(Ctd): Intra-EAC Re-Exports of the major twenty products for 2013 compared to 2012, values in USD millions

Partner state	Country of destination	Hs Level	Description of Goods	2012	2013	% change	
Kenya	Uganda	39	Plastics And Articles Thereof.	4.31	3.87	-10.19	
		38	Miscellaneous Chemical Products.	3.97	2.98	-24.80	
		28	Inorganic Chemicals; Organic Or Inorganic Compound	4.07	2.96	-27.20	
		15	Animal Or Vegetable Fats And Oils And Their Cleava	2.62	2.68	2.09	
		29	Organic Chemicals.	1.57	2.21	41.46	
		07	Edible Vegetables And Certain Roots And Tubers.	1.77	2.07	16.96	
		72	Iron And Steel.	0.40	1.80	346.47	
		32	Tanning Or Dyeing Extracts; Tannins And Their Deri	0.45	1.05	136.16	
		33	Essential Oils And Resinoids; Perfumery, Cosmetic	0.85	0.98	14.92	
		34	Soap, Organic Surface-Active Agents, Washing Prepa	1.17	0.97	-17.24	
		89	Ships, Boats And Floating Structures.	0.01	0.84	8439.23	
		4 digits					
		2710	Petroleum Oils And Oils Obtained From Bituminous M	44.04	33.30	-24.39	
	3004	Medicaments Of Mixed Or Unmixed Products, For Reta	4.93	18.39	273.20		
	1007	Grain Sorghum	0.34	8.02	2251.32		
	8701	Tractors (Excl. Tractors Of 87.09)	3.49	6.02	72.43		
	3105	Mineral Or Chemical Fertilizers, Nes; Other Fertil	3.40	5.22	53.41		
	1901	Malt Extract; Food Preparations Of Flour, Etc , Ne	1.75	5.10	191.73		
	2711	Petroleum Gases And Other Gaseous Hydrocarbons	3.83	4.85	26.43		
	3102	Mineral Or Chemical Fertilizers, Nitrogenous	3.66	4.84	32.46		
	9015	Surveying, Hydrographic, Oceanographic... Instrume	0.40	3.63	801.80		
	8703	Motor Cars And Other Motor Vehicles For The Transp	3.60	2.92	-18.68		
	8471	Automatic Data Processing Machines...; Magnetic Re	3.70	2.91	-21.41		
	8704	Motor Vehicles For The Transport Of Goods	1.58	2.87	81.54		
	3907	Polyethers And Epoxide Resins; Polyesters, In Prim	3.17	2.45	-22.68		
	3808	Insecticides, Rodenticides... And Similar Products	3.11	2.29	-26.50		
	8429	Self-Propelled Bulldozers, Angledozer, Graders, L	0.86	2.08	140.63		
	0713	Dried Leguminous Vegetables, Shelled	1.77	2.02	14.28		
	8443	Printing Machinery; Machines For Uses Ancillary To	0.73	1.69	130.22		
	1511	Palm Oil And Its Fractions Wheather Or Not Refined	2.53	1.64	-35.08		
	8418	Refrigerators, Freezers, Etc; Heat Pumps (Excl. Ai	1.01	1.64	62.98		
	8430	Earth Moving... Machinery, Nes; Pile-Drivers/Extrac	0.09	1.56	1543.74		
		Tanzania	2 digits				
			27	Mineral Fuels, Mineral Oils And Products Of Their	8.79	10.85	23.44
			30	Pharmaceutical Products.	23.56	9.52	-59.58
			84	Nuclear Reactors, Boilers, Machinery And Mechanica	14.07	8.26	-41.30
			87	Vehicles Other Than Railway Or Tramway Rolling-Sto	4.27	6.03	40.99
			38	Miscellaneous Chemical Products.	4.56	4.90	7.38
			89	Ships, Boats And Floating Structures.	0.02	3.73	23719.52
			85	Electrical Machinery And Equipment And Parts There	2.86	2.45	-14.06
			90	Optical, Photographic, Cinematographic, Measuring,	0.46	2.04	339.73
			73	Articles Of Iron Or Steel.	0.85	1.74	104.74
			39	Plastics And Articles Thereof.	1.33	1.46	9.22
		40	Rubber And Articles Thereof.	0.27	1.34	400.56	
		33	Essential Oils And Resinoids; Perfumery, Cosmetic	0.47	1.19	151.66	
		28	Inorganic Chemicals; Organic Or Inorganic Compound	1.60	1.10	-31.60	
		31	Fertilisers.	1.97	1.00	-49.20	
		29	Organic Chemicals.	0.78	0.89	14.14	

Table 8c(Ctd): Intra-EAC Re-Exports of the major twenty products for 2013 compared to 2012, values in USD millions

Partner state	Country of destination	Hs Level	Description of Goods	2012	2013	% change	
Kenya	Tanzania	07	Edible Vegetables And Certain Roots And Tubers.	0.00	0.82	73081.14	
		11	Products Of The Milling Industry; Malt; Starches;	0.01	0.60	4658.79	
		15	Animal Or Vegetable Fats And Oils And Their Cleava	0.06	0.41	570.15	
		19	Preparations Of Cereals, Flour, Starch Or Milk; Pa	0.37	0.39	4.98	
		32	Tanning Or Dyeing Extracts; Tannins And Their Deri	0.37	0.38	1.70	
		4 digits					
		2710	Petroleum Oils And Oils Obtained From Bituminous M	8.54	10.69	25.28	
		3004	Medicaments Of Mixed Or Unmixed Products, For Reta	23.53	9.48	-59.69	
		3808	Insecticides, Rodenticides... And Similar Products	3.92	4.25	8.42	
		8701	Tractors (Excl. Tractors Of 87.09)	0.94	3.89	316.05	
		8901	Cruise Ships, Excursion Boats, Etc, For Transport	0.00	3.73	-	
		8429	Self-Propelled Bulldozers, Angledozer, Graders, L	1.23	1.82	48.06	
		9018	Instruments And Appliances Used In Medical, Surgic	0.04	1.63	4413.98	
		7308	Iron/Steel Structures And Parts Thereof; Plates, R	0.02	1.51	6679.48	
		8443	Printing Machinery; Machines For Uses Ancillary To	4.00	1.06	-73.48	
		4011	New Pneumatic Tyres, Of Rubber	0.19	1.00	433.27	
		8703	Motor Cars And Other Motor Vehicles For The Transp	1.14	0.91	-20.32	
		8479	Machines And Mechanical Appliances, Having Individ	0.10	0.82	690.85	
		0713	Dried Leguminous Vegetables, Shelled	0.00	0.82	92652.47	
		8418	Refrigerators, Freezers, Etc; Heat Pumps (Excl. Ai	1.53	0.78	-48.66	
		3306	Preparations For Oral Or Dental Hygiene (Incl. Den	0.41	0.77	88.36	
		2833	Sulphates; Alums; Peroxosulphates (Persulphates)	0.52	0.67	28.65	
		8471	Automatic Data Processing Machines...; Magnetic Re	1.29	0.62	-51.81	
		1107	Malt	0.00	0.60	-	
		8413	Pumps For Liquids; Liquid Elevators	0.48	0.59	22.02	
		3907	Polyethers And Epoxide Resins; Polyesters, In Prim	0.59	0.58	-1.78	
			Rwanda	2 digits			
			30	Pharmaceutical Products.	4.42	5.03	13.71
			27	Mineral Fuels, Mineral Oils And Products Of Their	5.43	2.49	-54.15
			31	Fertilisers.	5.75	1.82	-68.43
			90	Optical, Photographic, Cinematographic, Measuring,	0.94	1.75	86.02
			87	Vehicles Other Than Railway Or Tramway Rolling-Sto	0.15	1.64	1000.71
			84	Nuclear Reactors, Boilers, Machinery And Mechanica	2.92	1.37	-52.97
			85	Electrical Machinery And Equipment And Parts There	1.76	1.31	-25.78
			73	Articles Of Iron Or Steel.	0.05	0.77	1457.85
			70	Glass And Glassware.	0.50	0.38	-24.87
			32	Tanning Or Dyeing Extracts; Tannins And Their Deri	0.08	0.36	335.07
			48	Paper And Paperboard; Articles Of Paper Pulp, Of P	0.14	0.33	133.04
			39	Plastics And Articles Thereof.	0.31	0.31	0.08
			40	Rubber And Articles Thereof.	0.44	0.30	-32.02
			28	Inorganic Chemicals; Organic Or Inorganic Compound	0.64	0.29	-55.24
			22	Beverages, Spirits And Vinegar.	0.28	0.25	-11.45
			94	Furniture; Bedding, Mattresses, Mattress Supports,	0.21	0.24	12.54
		38	Miscellaneous Chemical Products.	0.11	0.23	113.74	
		36	Explosives; Pyrotechnic Products; Matches; Pyropho	0.33	0.21	-35.78	
		34	Soap, Organic Surface-Active Agents, Washing Prepa	0.20	0.19	-4.41	
		33	Essential Oils And Resinoids; Perfumery, Cosmetic	0.23	0.18	-20.96	
		4 digits					
		3004	Medicaments Of Mixed Or Unmixed Products, For Reta	4.20	4.85	15.47	
		2710	Petroleum Oils And Oils Obtained From Bituminous M	4.99	2.10	-57.90	

Table 8c(Ctd): Intra-EAC Re-Exports of the major twenty products for 2013 compared to 2012, values in USD million

Partner state	Ctry of destination	Hs Level	Description of Goods	2012	2013	% change	
Kenya	Rwanda	3105	Mineral Or Chemical Fertilizers, Nes; Other Fertil	5.75	1.82	-68.43	
		9018	Instruments And Appliances Used In Medical, Surgic	0.66	1.65	148.24	
		8704	Motor Vehicles For The Transport Of Goods	0.01	1.09	10797.86	
		8517	Electrical Apparatus For Line Telephony Or Line Te	0.51	0.58	14.59	
		7304	Tubes, Pipes And Hollow Profiles, Seamless, Of Iro	0.00	0.44	-	
		2711	Petroleum Gases And Other Gaseous Hydrocarbons	0.43	0.38	-11.60	
		8471	Automatic Data Processing Machines...; Magnetic Re	0.98	0.34	-65.79	
		8705	Special Purpose Motor Vehicles (Eg Crane, Fire-Fig	0.00	0.31	-	
		8501	Electric Motors And Generators (Excl. Generating S	0.17	0.29	64.42	
		7005	Float Glass And Surface Ground Or Polished Glass,	0.47	0.28	-41.03	
		8701	Tractors (Excl. Tractors Of 87.09)	0.01	0.24	2257.40	
		2815	Hydroxides And Peroxides Of Sodium Or Potassium	0.60	0.22	-63.45	
		8413	Pumps For Liquids; Liquid Elevators	0.22	0.21	-3.69	
		3602	Prepared Explosives	0.29	0.21	-28.58	
		4811	Paper, Paperboard, Etc, Coated..., In Rolls Or She	0.06	0.20	246.99	
	2208	Undenatured Ethyl Alcohol Of An Alcoholic Strength	0.17	0.19	14.81		
	4011	New Pneumatic Tyres, Of Rubber	0.34	0.18	-45.56		
	3206	Other Colouring Matter, Nes; Inorganic Products Us	0.01	0.18	1399.06		
		Burundi	2 digits				
			27	Mineral Fuels, Mineral Oils And Products Of Their	0.22	1.50	586.61
			07	Edible Vegetables And Certain Roots And Tubers.	0.00	0.99	-
			31	Fertilisers.	0.00	0.87	-
			19	Preparations Of Cereals, Flour, Starch Or Milk; Pa	0.24	0.70	188.39
			10	Cereals.	0.01	0.46	4778.12
			85	Electrical Machinery And Equipment And Parts There	0.15	0.32	120.18
			30	Pharmaceutical Products.	1.44	0.27	-81.12
			15	Animal Or Vegetable Fats And Oils And Their Cleava	0.05	0.26	416.66
			22	Beverages, Spirits And Vinegar.	0.45	0.20	-55.31
			87	Vehicles Other Than Railway Or Tramway Rolling-Sto	0.00	0.16	-
			84	Nuclear Reactors, Boilers, Machinery And Mechanica	0.18	0.16	-12.50
			39	Plastics And Articles Thereof.	0.00	0.05	2002.36
			72	Iron And Steel.	0.01	0.05	297.90
			90	Optical, Photographic, Cinematographic, Measuring,	0.01	0.04	302.17
			11	Products Of The Milling Industry; Malt; Starches;	0.03	0.03	15.04
			28	Inorganic Chemicals; Organic Or Inorganic Compound	0.07	0.03	-64.13
	02		Meat And Edible Meat Offal.	0.00	0.03	-	
	29		Organic Chemicals.	0.00	0.02	2981.75	
	38		Miscellaneous Chemical Products.	0.00	0.01	215.31	
	34	Soap, Organic Surface-Active Agents, Washing Prepa	0.01	0.01	0.94		
		4 digits					
		2710	Petroleum Oils And Oils Obtained From Bituminous M	0.06	1.39	2198.47	
		0713	Dried Leguminous Vegetables, Shelled	0.00	0.99	-	
		3105	Mineral Or Chemical Fertilizers, Nes; Other Fertil	0.00	0.85	-	
		1901	Malt Extract; Food Preparations Of Flour, Etc , Ne	0.24	0.70	187.62	
		1006	Rice	0.00	0.46	-	
		1511	Palm Oil And Its Fractions Wheather Or Not Refined	0.05	0.26	416.66	
			Medicaments Of Mixed Or Unmixed Products, For				
		3004	Reta	1.44	0.25	-82.74	
		8535	Electrical Apparatus For Switching... Electrical C	0.00	0.18	-	
		8701	Tractors (Excl. Tractors Of 87.09)	0.00	0.16	-	

Table 8c(Ctd): Intra-EAC Re-Exports of the major twenty products for 2013 compared to 2012, values in USD millions

Partner state	Country of destination	Hs Level	Description of Goods	2012	2013	% change
Kenya	Burundi	2711	Petroleum Gases And Other Gaseous Hydrocarbons	0.16	0.10	-33.81
		2204	Wine Of Fresh Grapes, (Incl. Fortified Wines); Oth	0.36	0.09	-73.70
		8413	Pumps For Liquids; Liquid Elevators	0.03	0.09	208.80
		2208	Undenatured Ethyl Alcohol Of An Alcoholic Strength	0.05	0.09	79.60
		8502	Electric Generating Sets And Rotary Converters	0.06	0.07	17.01
		7216	Angles, Shapes And Sections Of Iron Or Non-Alloy S	0.00	0.04	-
		1108	Starches And Inulin	0.03	0.03	15.04
		0207	Meat And Edible Offal Of Poultry, Fresh, Chilled O	0.00	0.03	-
		3901	Polymers Of Ethylene, In Primary Forms	0.00	0.02	-
		3005	Wadding, Gauze, Etc With Pharmaceutical Substances	0.00	0.02	-
		9018	Instruments And Appliances Used In Medical, Surgic	0.00	0.02	-

Table 9a: Imports of Sensitive Products from EAC countries, 2011-2013. (US\$ million)

HS Subheading	Description of Goods						Uganda			Tanzania			Kenya			Rwanda			Burundi		
	2011	2012	2013	% change	2011	2012	2013	% change	2011	2012	2013	% change	2011	2012	2013	% change	2011	2012	2013	% change	
	0401	1.3	1.3	1.8	37.2	6.8	8.3	6.3	(23.7)	5.2	4.9	5.9	18.5	0.4	0.7	0.6	(7.6)	0.0	0.0	1.0	42,289.5
0402	0.5	0.5	0.9	84.6	1.7	0.3	0.0	(84.3)	9.7	10.7	14.2	32.6	0.1	0.0	0.0	32.0	0.1	0.0	0.0	262.4	
1001	0.6	1.8	1.5	(21.0)	404.6	0.1	-	(100.0)	-	-	-	-	1.2	0.6	3.2	453.1	-	0.0	1.7	28,619.9	
1005	0.3	0.7	0.6	(15.3)	15.4	21.0	12.2	(42.0)	32.7	60.0	6.0	(90.0)	6.2	9.1	8.5	(7.2)	0.4	3.0	2.1	(30.7)	
1006	10.9	8.1	3.3	(69.3)	15.6	-	-	-	4.4	0.5	0.8	54.2	10.6	2.0	2.3	11.4	0.3	4.9	7.5	53.8	
1101	0.3	0.1	0.4	174.2	21.7	0.0	0.0	(55.6)	0.3	0.0	0.1	195.6	0.4	0.0	0.0	84.7	1.2	2.3	0.2	(90.2)	
1102	0.5	0.1	0.1	(6.3)	4.5	0.5	0.8	67.2	0.9	0.1	-	(100.0)	1.2	0.7	0.8	15.0	0.5	0.8	0.9	17.4	
1701	0.5	0.7	0.4	(60.8)	112.7	0.7	0.0	(93.1)	0.0	24.9	3.8	(84.8)	16.1	16.6	0.4	(97.4)	0.0	0.0	0.0	142.0	
2203	20.8	18.3	12.4	(32.4)	6.1	0.2	0.0	(89.0)	2.6	3.0	-	(100.0)	0.0	1.1	0.7	(35.9)	1.1	1.5	0.6	(60.6)	
2402	12.7	10.5	8.8	(16.1)	1.6	0.7	0.6	(4.9)	0.0	0.0	0.0	88.0	4.1	4.1	4.6	13.6	0.5	0.6	0.8	27.9	
2403	0.0	0.0	0.0	1,558.4	0.1	-	-	-	-	-	-	-	-	-	-	(100.0)	0.0	-	0.0	-	
2523	81.8	58.1	39.0	(33.0)	70.9	4.6	13.3	189.8	-	-	-	-	51.5	66.5	66.8	0.5	13.6	15.2	12.2	(19.9)	
3303	0.0	0.0	0.0	(37.8)	1.5	0.1	0.0	(47.5)	-	-	-	-	0.1	0.1	0.1	(19.2)	0.0	0.0	0.0	(83.1)	
3307	0.0	0.0	0.1	112.5	1.6	0.2	0.1	(55.2)	-	0.0	-	(100.0)	0.2	0.4	0.2	(56.5)	0.0	0.0	0.0	88.1	
3605	0.0	0.0	-	(100.0)	2.9	0.0	0.2	-	0.3	-	0.1	-	0.2	0.3	0.1	(67.7)	0.0	0.0	0.1	1,052.5	
4421	0.1	0.0	0.0	(20.8)	0.7	0.0	0.0	23.8	0.0	0.0	-	-	0.1	1.5	0.1	(93.3)	-	-	0.0	-	
5208	0.1	0.1	0.4	189.5	0.6	0.0	0.1	406.7	0.1	0.0	-	(100.0)	0.2	0.2	0.2	(31.5)	-	0.0	0.0	4,341.4	
5209	0.0	0.0	-	(100.0)	0.3	-	-	-	0.0	0.0	-	-	0.3	0.1	0.0	(98.0)	0.0	0.0	0.0	-	
5210	0.0	0.0	0.0	(8.7)	0.5	-	0.0	-	-	-	-	-	0.0	0.0	0.0	(72.3)	0.0	0.0	0.1	1,739.0	
5211	-	0.0	0.0	506.0	0.1	0.0	0.0	(50.0)	0.6	0.5	0.8	62.8	0.0	0.0	0.0	(11.8)	0.0	0.0	0.0	392.4	
5212	0.0	0.0	0.0	(80.5)	0.9	0.0	0.1	215.8	-	0.0	-	(100.0)	0.0	0.0	0.0	(65.3)	0.0	0.0	0.0	2,113.4	
5513	0.7	0.2	0.8	205.9	1.6	-	0.0	-	-	-	-	-	0.5	0.1	0.0	(95.9)	0.0	-	0.0	-	
5514	0.2	0.1	0.1	13.6	0.5	0.0	0.0	(16.7)	-	-	-	-	0.1	0.1	0.0	(77.2)	0.0	0.0	0.0	(62.7)	
6211	0.0	0.2	0.1	(49.7)	1.6	0.0	0.0	21.7	-	-	0.0	-	0.0	0.0	0.0	(24.5)	0.0	0.0	0.0	24,226.3	
6302	0.0	0.1	0.1	4.6	5.3	0.0	0.0	260.0	0.2	0.3	-	(100.0)	0.1	0.1	0.2	38.8	0.0	0.0	0.1	715.0	
6305	2.3	3.0	2.5	(17.9)	6.9	0.0	0.8	2,182.4	0.9	4.2	-	(100.0)	1.4	2.5	1.8	(26.6)	0.0	0.0	0.9	7,682.5	
6309	0.5	0.3	0.2	(38.4)	57.5	0.5	0.4	(30.1)	0.4	0.3	0.3	(8.7)	0.5	12.8	0.3	(97.8)	0.1	0.1	0.1	79.8	
8309	6.6	7.1	6.6	(7.8)	6.9	4.4	4.5	0.6	0.0	0.0	-	-	0.1	0.5	0.1	(72.5)	0.0	0.0	0.0	47,993.5	
8506	0.3	0.2	0.1	(59.1)	10.6	0.6	0.3	(51.6)	-	0.1	0.1	20.7	0.0	0.0	0.1	84.5	0.0	0.0	0.0	490.7	
8704	4.3	4.7	4.1	(12.4)	270.0	11.2	10.2	(9.2)	-	-	-	-	0.0	0.1	0.0	(33.9)	0.1	0.3	0.3	4.7	
Total	145.4	116.5	84.0	(27.9)	1,031.8	53.4	49.9	(6.6)	58.5	109.6	32.1	(70.8)	95.9	120.2	91.2	(24.2)	17.9	28.7	28.6	59.9	

Table 9b: Imports of Sensitive Products from Non-EAC countries, 2011 to 2013 (US\$ million)

HS Subheading	Description of Goods						Uganda			Tanzania			Kenya			Rwanda			Burundi		
	2011	2012	2013	% change	2011	2012	2013	% change	2011	2012	2013	% change	2011	2012	2013	% change	2011	2012	2013	% change	
	0401	0.1	0.1	0.1	(21.99)	2.7	2.5	2.4	(3.00)	0.0	0.0	0.0	(74.61)	0.0	0.0	0.0	74.37	0.1	0.1	0.0	(73.43)
0402	2.4	2.2	1.2	(46.36)	1.7	1.8	1.8	0.17	4.9	4.5	3.5	(21.89)	1.0	0.5	0.7	35.62	3.4	1.1	0.6	(42.00)	
1001	158.4	208.1	156.3	(24.87)	403.6	414.7	311.7	(24.83)	353.2	351.1	327.0	(6.86)	31.9	49.2	48.0	(2.39)	7.2	17.6	19.3	9.66	
1005	0.8	0.0	0.1	254.97	15.3	17.1	26.2	53.08	96.5	16.2	7.9	(50.98)	0.3	2.0	3.2	60.14	0.7	3.2	0.7	(77.18)	
1006	26.1	51.0	52.1	2.18	15.8	11.4	33.7	194.45	136.9	170.9	163.0	(4.58)	6.0	18.8	25.4	34.63	2.1	3.4	7.6	124.68	
1101	1.6	1.5	1.6	7.94	21.7	0.1	0.4	(324.45)	28.0	26.0	22.7	(8.98)	0.5	0.3	0.7	178.77	0.0	0.1	0.4	365.35	
1102	0.2	0.0	0.0	(47.05)	4.5	2.6	0.2	(91.21)	0.1	0.1	0.0	(98.69)	6.7	1.0	0.5	(53.08)	0.5	24.7	1.7	(93.26)	
1701	120.6	144.4	127.5	(11.70)	112.7	188.4	132.7	(21.20)	110.2	157.8	172.3	9.18	21.3	34.1	41.4	21.29	0.0	0.1	7.3	7,488.06	
2203	2.0	2.5	3.6	45.00	-	4.9	4.2	(13.76)	3.7	3.0	-	(100.00)	0.0	2.4	2.3	(3.39)	1.8	2.0	1.8	(12.49)	
2402	0.5	0.6	0.5	(12.92)	0.9	9.6	25.5	164.67	3.3	2.4	1.7	(28.20)	0.0	0.0	0.0	27,096.22	0.1	0.1	0.1	(48.74)	
2403	0.1	0.1	0.1	(38.02)	0.1	0.0	0.0	(49.51)	3.2	1.9	-	(100.00)	-	-	-	-	-	0.0	-	(100.00)	
2523	24.1	48.5	45.8	(5.38)	63.1	77.3	91.1	17.90	74.6	102.0	-	(100.00)	0.3	0.4	0.4	8.48	21.2	14.4	8.7	(39.27)	
3303	1.5	1.6	2.1	29.14	-	1.9	2.1	10.98	8.2	6.6	-	(100.00)	0.1	0.1	0.1	(15.90)	0.1	0.2	0.3	30.33	
3307	1.7	1.7	1.5	(14.32)	-	1.6	2.1	27.24	4.9	5.2	-	(100.00)	0.4	0.5	0.7	45.57	0.1	0.0	0.1	162.10	
3605	2.1	2.9	2.3	(19.99)	2.9	3.4	2.1	(37.64)	1.8	0.3	0.9	253.99	0.3	0.6	0.4	(30.52)	0.0	0.1	-	(100.00)	
4421	0.2	0.2	0.2	(18.27)	0.6	1.1	0.9	(25.27)	1.9	3.6	-	(100.00)	0.1	1.9	0.2	(87.06)	-	-	-	0.0	
5208	3.7	4.6	5.3	15.10	0.9	1.3	12.6	877.33	17.1	17.0	0.0	(99.97)	0.8	1.2	0.9	(24.08)	0.1	0.0	0.5	1,591.28	
5209	0.0	0.0	0.1	336.39	-	-	1.4	-	19.3	13.9	0.0	(100.00)	0.3	0.0	0.2	692.77	-	-	-	0.0	
5210	0.1	0.0	0.0	(15.62)	0.5	0.2	0.5	130.62	2.8	2.1	0.0	(97.78)	0.0	0.0	0.0	(75.88)	0.0	0.0	0.0	818.16	
5211	0.1	0.1	0.0	(48.95)	-	-	0.7	-	11.1	17.3	0.0	(100.00)	0.1	0.1	0.0	(74.16)	-	-	-	0.0	
5212	0.2	0.1	0.1	(33.11)	0.9	0.3	0.4	41.49	7.7	1.5	0.0	(99.93)	0.0	0.2	0.0	(94.16)	-	-	-	0.0	
5513	6.6	5.4	4.4	(18.55)	2.1	1.0	1.5	58.71	7.1	-	0.0	-	0.5	0.2	0.4	77.45	0.0	-	-	0.5	
5514	2.0	1.9	1.3	(29.83)	-	-	2.5	-	1.4	1.3	-	(100.00)	1.1	1.6	2.6	63.80	0.0	0.0	0.0	24.30	
6211	1.0	0.4	0.5	13.35	1.5	1.6	2.7	75.16	1.5	1.5	0.0	(99.41)	0.1	0.1	0.1	(49.59)	-	-	-	0.2	
6302	4.0	5.4	4.2	(21.97)	5.0	3.7	4.9	31.50	4.0	6.2	0.8	(87.05)	0.5	0.7	0.7	1.28	0.0	0.1	0.1	119.70	
6305	4.5	4.9	4.2	(15.31)	6.4	12.3	5.5	(55.26)	10.3	11.0	3.8	(65.76)	0.9	1.3	0.9	(26.93)	0.0	0.0	0.3	875.31	
6309	43.6	5																			

Table 10: Values of Imported Products attracting Excise Duty for 2009 to 2013 (US\$ million)

Partner State	HS chapter	Hs Description	2009	2010	2011	2012	2013	%age change
Uganda	17	Sugars and Sugar Confectionary	37.8	52.8	93.4	117.0	89.2	-23.77
	20	Prep Of Vegetable, Fruit, Nuts Or Other Parts Of Plants	1.8	1.9	0.4	-	-	-
	22	Beverages, Spirits and Vineger	59.0	52.1	61.3	74.2	67.2	-9.42
	24	Tobacco and Manufactured Tobacco substitutes	11.9	11.5	13.4	11.2	9.4	-16.12
	25	Salt; Sulphur; Earth & Ston; Plastering Mat; Lime & Cement	64.6	65.1	71.0	59.9	37.1	-37.97
	27	Petroleum Oils, Etc, (Excl. Crude); Preparations Threof, Nes	547.1	708.3	982.8	1,004.9	1,041.7	3.67
	33	Essential Oils & Resinoids; Perfumes, Cosmetic/toilet prep	-	-	-	8.3	16.9	102.76
	34	Soap, Organic Surface-active agents, Washing prep, etc	-	-	-	4.4	12.1	178.12
	39	Plastics and Articles Threof	0.2	0.3	0.3	0.3	0.3	0.42
	67	Prepared feathers artificial flowers and articles of human hair	-	-	-	1.3	1.3	5.51
	Subtotal	722.4	891.9	1,222.7	1,280.0	1,275.2	-0.38	
Kenya	20	Preparations of vegetables, fruit, nuts or other parts of plants.	3.5	4.7	4.4	5.7	4.7	-16.30
	21	Miscellaneous edible preparations.	8.5	13.8	28.6	25.6	37.4	46.22
	22	Beverages, spirits and vinegar.	27.9	23.9	41.0	41.4	37.0	-10.64
	24	Tobacco and manufactured tobacco substitutes.	0.4	1.1	3.5	2.1	0.8	-62.84
	27	Mineral fuels, mineral oils and products of their distillation	1,341.0	2,420.9	2,359.4	2,923.6	3,097.3	5.94
	33	Essential oils and resinoids; perfumery, cosmetic or toilet preparations.	17.1	14.6	23.4	23.7	25.4	7.27
	39	Plastics and articles thereof.	3.4	2.6	5.8	-	-	-
	63	Other made up textile articles; sets; worn clothing and worn textile articles;	0.5	-	-	-	-	-
	71	Natural or cultured pearls, precious or semi-precious stones, precious metals,	0.5	-	-	-	-	-
	87	Vehicles other than railway or tramway rolling-stock, and parts hereof.	312.4	351.1	306.7	398.4	500.2	25.56
	Subtotal	1,715.3	2,832.7	2,772.9	3,420.4	3,702.8	8.26	
Tanzania	22	Beverages, Spirits And Vinegar	38.1	34.1	41.8	47.8	42.5	-11.12
	24	Tobacco And Manufactured Tobacco Substitutes	15.0	1.2	1.6	2.1	26.1	1130.12
	27	Mineral Fuels, Oils & Product Of Their Distillation; Etc	1,481.6	2,127.7	3,486.2	3,584.2	4,792.3	33.71
	39	Plastics And Articles Thereof	62.6	0.0	0.0	0.0	0.0	302.46
	87	Vehicles O/T Railw/Tramw Roll-Stock, Pts & Accessories	778.0	130.0	146.7	224.8	165.0	-26.62
		Subtotal	2,375.3	2,293.1	3,676.3	3,858.9	5,025.9	30.24
Rwanda	04	Milk And Cream, Concentrated Or Sweetened (Powdered Milk)	0.9	0.6	0.8	5.5	2.6	-53.38
	20	Fruit Juices (Incl. Grape Must) And Vegetable Juices, Unfermented	0.8	1.5	2.0	8.0	6.3	-21.07
	22	Beverages, Spirits and Vineger	2.7	3.0	5.6	11.5	13.8	20.30
	24	Tobacco and Manufactured Tobacco substitutes	0.0	0.0	4.1	4.5	5.7	25.85
	27	Petroleum Oils, Etc, (Excl. Crude); Preparations Threof, Nes	45.9	71.7	112.4	117.5	107.7	-8.30
	87	Motor Cars And Other Motor Vehicles For The Transport Of Persons	20.0	20.6	13.0	116.6	94.8	-18.69
	Subtotal	70.3	97.4	137.9	263.5	230.8	-12.39	
Burundi	17	Sugars and Sugar Confectionary	7.5	13.0	0.2	0.1	0.2	39.85
	22	Beverages, Spirits and Vineger	2.5	3.3	4.8	7.4	3.8	-49.14
	24	Tobacco and Manufactured Tobacco substitutes	1.3	2.0	2.3	3.3	0.8	-75.07
	27	Petroleum Oils, Etc, (Excl. Crude); Preparations Threof, Nes	83.8	101.1	137.8	144.1	148.9	3.30
	87	Motor Cars And Other Motor Vehicles For The Transport Of Persons	33.3	55.1	40.1	29.6	5.5	-81.39
	Subtotal	128.4	174.6	185.3	184.5	159.1	-13.77	

Table 11: Customs Revenue collected by EAC Partner states, 2011-2013, Values in US\$ millions

Partner state	Tax head	2011		2012		2013		2011	2012	2013	2013 Performance rate	2013 % change
		Target	Actual	Target	Actual	Target	Actual					
Uganda	Import	181.58	188.84	220.65	221.02	245.1	269.9	104.00	100.16	110.12	100.16	22.13
	Excise Duty	418.97	402.85	439.41	391.98	435.77	401.02	96.15	89.21	92.03	89.21	2.31
	VAT Imports	412.72	444.57	530.63	475.14	541.34	521.95	107.72	89.54	96.42	89.54	9.85
	Other	71.44	86.24	98.84	100.53	123.72	92.96	120.71	101.70	75.14	101.70	(7.53)
	Total Trade taxes	1,084.72	1,122.51	1,289.53	1,188.67	1,345.95	1,265.85	103.48	103.48	92.18	92.18	92.18
	Total Revenue	2,379.21	2,392.19	2,853.38	2,808.24	3,159.78	3,022.48	100.55	98.42	95.65	98.42	7.63
	%age of Trade taxes to Total Revenue		46.92		42.33		42.5%					
Kenya	Import Duty	586.31	541.53	726.05	652.85	738.92	676.93	92.36	89.92	91.61	89.92	3.69
	Excise Duty	528.92	448.92	523.61	505.59	527.64	506.78	84.87	96.56	96.05	96.56	0.24
	VAT Imports	948.12	1,009.41	1,277.16	1,110.74	1,237.14	1,166.73	106.46	86.97	94.31	86.97	5.04
	Other	627.38	640.49	720.61	720.96	847.22	812.53	102.09	100.05	95.91	100.05	12.70
	Total Trade taxes	2,690.73	2,640.35	3,247.43	2,990.15	3,350.93	3,162.98	98.13	92.08	94.39	92.08	5.78
	Total Revenue	7,673.07	7,544.95	9,434.92	8,851.19	10,017.59	9,597.50	98.33	93.81	95.61	93.81	8.43
	%age of Trade taxes to Total Revenue		34.99		33.78		32.96					
Tanzania	Import Duty	320.86	304.71	367.96	367.33	443.99	407.45	94.97	99.83	91.77	99.83	10.92
	Excise Duty	402.15	405.53	442.43	398.67	518.83	476.47	100.84	90.11	91.84	90.11	19.52
	VAT	685.92	623.32	803.75	751.73	878.94	796.50	90.87	93.53	90.62	93.53	5.96
	Other	214.84	266.60	283.38	282.75	439.92	428.39	124.09	99.78	97.38	99.78	51.51
	Total Trade taxes	1,623.77	1,600.16	1,897.52	1,800.48	2,281.68	2,108.81	98.55	94.89	92.42	94.89	17.13
	Total Revenue	3,852.93	3,805.82	4,691.73	4,787.74	5,999.9	5,517.6	98.78	102.05	91.96	102.05	15.24
	%age of Trade taxes to Total Revenue		42.0		37.6		38.22					
Rwanda	Import	52.16	52.33	52.18	74.68	82.00	71.85	100.32	143.13	87.62	143.13	(3.79)
	Excise Duty	79.36	80.33	74.54	69.01	79.03	74.01	101.23	92.58	93.65	92.58	7.25
	VAT Imports	93.41	99.61	103.57	121.63	147.77	124.78	106.64	117.44	84.45	117.44	2.59
	Other	25.20	52.19	24.48	51.60	28.17	40.15	207.08	210.78	142.55	210.78	(22.18)
	Total Trade taxes	250.13	284.47	254.76	316.92	336.96	310.80	113.72	124.40	92.24	124.40	(1.93)
	Total Revenue	819.11	868.44	846.02	1,007.09	1,092.57	1,109.31	106.02	119.04	101.53	119.04	10.15
	%age of Trade taxes to Total Revenue		32.8%		31.5%		20.2%					
Burundi	Import Duty	32.30	36.28	34.26	39.51	24.19	20.78	112.32	115.32	85.90	115.32	(47.41)
	VAT	113.57	124.92	127.13	159.72	6.23	7.25	109.99	125.64	116.39	125.64	(95.46)
	Excise Duty	61.96	54.4	67.74	59.69	74.60	83.82	87.78	88.11	112.36	88.11	40.42
	Other	42.35	24.8	3.83	5.22	8.68	12.96	58.55	136.21	149.24	136.21	148.23
	Total customs revenue	188.23	186.00	165.22	204.45	113.70	124.80	98.82	123.74	109.76	123.74	(38.96)
	Total Tax Revenue	347.16	374.05	375.93	365.08	352.49	359.88	107.75	97.11	102.10	97.11	(1.42)
	%age of Trade taxes to Total Revenue		49.73		56.00		34.68					

Table 12: Total Exemptions and Remissions granted by EAC partner states for 2013, USD Millions

Partner states	Heading	2009	2010	2011	2012	2013	Annual %age change 2012	Annual %age change 2013
Uganda	Value of Exemptions	503.07	535.51	374.48	323.2	591.6	-13.69	83.05
	Revenue Foregone	121.37	121.31	70.27	88.9	130.8	26.57	47.03
	Total Trade taxes	1,027.21	1,056.59	1,122.51	1,188.7	1,285.85	5.89	8.18
	%age Foregone	10.57	10.30	5.89	6.96	9.23		
Tanzania	Value of Exemptions	1,922.4	1880.5	2032.8205	2,682.98	3,940.80	31.98	46.88
	Revenue Foregone	451.1	339.13	483.20	670.97	1,131.90	38.86	68.70
	Total Trade taxes	1,414.9	1518.4	1,600.16	1,800.48	2,108.81	12.52	17.13
	%age Foregone	24.18	18.26	23.19	27.15	34.93		
Kenya	Value of Exemptions	2,705.35	2,932.53	3,620.81	4,421.65	3,621.04	22.12	-18.11
	Revenue Foregone	644.35	601.71	787.03	934.04	838.50	18.68	-10.23
	Total Trade taxes	2,385.77	2,625.31	2,640.35	2,990.15	3,162.98	13.25	5.78
	%age Foregone	21.26	18.65	22.96	23.80	20.95		
Rwanda	Value of Exemptions	481.85	478.97	501.80	780.39	671.06	55.52	-14.01
	Revenue Foregone	152.94	127.94	134.93	193.92	169.06	43.72	-12.82
	Total Trade taxes	230.54	239.31	284.47	316.92	310.80	11.41	-1.93
	%age Foregone	66.34	53.46	47.43	61.19	54.49		
Burundi	Value of Exemptions	113.75	143.31	173.80	528.26	369.83	203.95	-29.99
	Revenue Foregone	24.70	51.32	59.12	120.19	70.83	103.29	-41.07
	Total customs revenue	226.66	223.95	186.00	149.56	124.80	-19.59	-16.55
	%age Foregone	10.90	22.92	31.78	80.36	56.75		

Source: Partner State Revenue Authorities

Table 13: Tariff Bands, 2009- 2012, US\$ Millions

Partner State	Tariff band status	2009	2010	2011	2012	2013	Percent share 2010 (%)	Percent share 2011 (%)	Percent share 2012 (%)	Percent share 2013(%)	Annual %age change 2013 over 2012
Uganda	0%	3,045.4	3,485.5	4,297.0	4,554.1	4,150.9	74.7	76.3	75.4	71.4	-8.9
	2%	114.2	0.2	-	-	-	0.0	0.0	-	0.0	-
	4%	2.0	2.2	1.6	2.4	2.6	0.0	0.0	0.0	0.0	6.3
	6%	16.9	25.4	23.9	32.7	35.1	0.5	0.4	0.5	0.6	7.2
	10%	268.6	291.1	337.8	373.2	547.8	6.2	6.0	6.2	9.4	46.8
	25%	676.5	716.9	839.9	864.2	861.7	15.4	14.9	14.3	14.8	-0.3
	>25%	134.0	142.9	130.7	216.2	219.4	3.1	2.3	3.6	3.8	1.5
Total		4,257.6	4,664.3	5,630.9	6,042.8	5,817.5	100.0	100.0	100.0	100.0	-3.7
Kenya	0%	6,288.2	7,776.5	9,830.1	10,600.2	10,430.4	65.0	67.1	65.3	63.6	-1.6
	10%	1,294.2	1,450.0	1,642.7	2,028.9	2,197.5	12.1	11.2	12.5	13.4	8.3
	25%	1,738.2	2,118.0	2,375.7	2,702.9	2,938.5	17.7	16.2	16.7	17.9	8.7
	>25%	868.1	610.5	797.8	894.8	844.6	5.1	5.4	5.5	5.1	-5.6
	Total		10,188.6	11,954.9	14,646.3	16,226.8	16,411.0	100.0	100.0	100.0	100.0
Tanzania	0%	3,710.9	4,486.1	7,289.1	6,937.6	7,303.3	55.7	65.2	59.2	58.3	5.3
	10%	1,606.8	2,298.4	1,860.5	2,292.7	2,257.1	28.5	16.6	19.6	18.0	-1.6
	25%	1,075.3	1,107.3	1,787.8	2,228.2	2,697.1	13.7	16.0	19.0	21.5	21.0
	>25%	113.8	164.3	242.7	257.3	267.5	2.0	2.2	2.2	2.1	4.0
	Total		6,506.8	8,056.1	11,180.1	11,715.7	12,525.0	100.0	100.0	100.0	100.0
Rwanda	0%	398.2	525.7	950.5	980.1	1,073.3	45.3	69.9	59.6	64.8	9.5
	5%	63.9	-	72.3	311.2	176.3	-	5.3	18.9	10.6	-43.4
	10%	64.4	159.4	114.1	174.2	184.3	13.7	8.4	10.6	11.1	5.8
	15%	110.6	-	-	-	-	-	-	-	-	-
	25%	449.4	409.0	204.4	147.2	169.7	35.3	15.0	8.9	10.2	15.3
	>25%	25.6	65.8	18.4	33.1	53.4	5.7	1.4	2.0	3.2	61.4
	Total		1,112.2	1,160.0	1,359.7	1,645.9	1,657.0	100.0	100.0	100.0	100.0
Burundi	0%	146.8	355.3	491.0	531.1	649.8	65.8	53.3	55.9	64.6	22.3
	5%	51.9	0.1	9.9	4.3	-	0.0	1.1	0.4	0.0	-100.0
	10%	97.7	55.1	268.3	223.1	199.6	10.2	29.1	23.5	19.9	-10.5
	15%	9.0	0.0	0.1	0.3	-	0.0	0.0	0.0	0.0	-100.0
	25%	40.9	112.4	134.4	139.2	132.8	20.8	14.6	14.6	13.2	-4.6
	>25%	57.4	16.9	17.6	52.7	23.3	3.1	1.9	5.5	2.3	-55.9
	Total		403.8	539.9	921.2	950.6	1,005.4	100.0	100.0	100.0	100.0

Source: Partner States' Revenue Authorities

*East African Community
Secretariat
P.O.Box 1096,
Arusha, Tanzania
Telephone: +255 27 2162100
Fax: +255 27 2162190
E-mail: eac@eachq.org
Website: www.eac.int*

