



EAST AFRICAN COMMUNITY



TRADE REPORT 2012



**EAST AFRICAN COMMUNITY
TRADE REPORT 2012**

EAC Secretariat
Arusha, Tanzania,
December, 2013



EAST AFRICAN COMMUNITY

TRADE REPORT 2012

Contents

| | |
|--|-----------|
| LIST OF TABLES | 8 |
| LIST OF FIGURES | 9 |
| ACRONYMS | 10 |
| FOREWORD | 12 |
| EXECUTIVE SUMMARY | 14 |
| CHAPTER 1 | 16 |
| THE EAST AFRICAN COMMUNITY INTEGRATION PROCESS | |
| 1.1 Background | 16 |
| 1.2 Overview of the EAC Integration | 17 |
| 1.3 COMESA, EAC, SADC Tripartite Arrangement | 18 |
| 1.4 The EAC-U.S. Trade and Investment Partnership | 19 |
| 1.5 Purpose of the Report | 19 |
| 1.6 Structure of the Report | 19 |
| CHAPTER 2 | 20 |
| OVERVIEW OF MACROECONOMIC AND TRADE DEVELOPMENTS | |
| 2.1 Global Macroeconomic Environment | 20 |
| 2.2 EAC Macro Economic Environment | 23 |
| 2.1.1 Economic Growth | 23 |
| 2.2.2 Inflation | 24 |
| 2.2.3 Exchange Rate | 25 |
| 2.2.4 Balance of Payments | 26 |
| 2.2.5 National Savings | 27 |
| 2.2.6 External Debt | 27 |
| 2.3 World Trade Developments | 28 |
| CHAPTER 3 | 30 |
| EAC TRADE PERFORMANCE | |
| 3.1 Total Intra-EAC Trade | 30 |
| 3.1.1 Imports | 32 |
| 3.1.2 Exports | 32 |
| 3.2 EAC Trade with the Rest of the World | 32 |
| 3.2.1 Imports | 32 |
| 3.1 Exports | 32 |

| | |
|--|-----------|
| CHAPTER 4 | 34 |
| TRADE DEVELOPMENTS IN THE EAC PARTNER STATES | |
| 4.1 Burundi International Trade | 34 |
| 4.1.1 Imports | 35 |
| 4.1.2 Domestic Exports | 36 |
| 4.1.3 Re-Exports | 37 |
| 4.1.4 Intra-EAC Trade | 37 |
| 4.2 Kenya's International Trade | 39 |
| 4.2.1 Imports | 40 |
| 4.2.2 Domestic Exports | 41 |
| 4.2.3 Re-exports | 42 |
| 4.2.4 Intra EAC Trade | 42 |
| 4.3 Rwanda's International Trade | 45 |
| 4.3.1 Imports | 45 |
| 4.3.2 Domestic Exports | 46 |
| 4.3.3 Re-exports | 46 |
| 4.3.4 Intra EAC Trade | 47 |
| 4.4 Tanzania's International Trade | 49 |
| 4.4.1 Imports | 50 |
| 4.4.2 Domestic Exports | 50 |
| 4.4.3 Re-exports | 51 |
| 4.4.4 Tanzania's Intra-EAC Trade | 52 |
| 4.5 Uganda's International Trade | 54 |
| 4.5.1 Imports | 55 |
| 4.5.2 Domestic Exports | 55 |
| 4.5.3 Re-Exports | 56 |
| 4.5.4 Intra EAC Trade | 57 |
| | |
| CHAPTER 5 | 60 |
| SPECIAL CATEGORY CONSIDERATIONS WITHIN EAC CUSTOMS UNION | |
| 5.1 Exemptions and Remissions | 60 |
| 5.2 Sensitive Goods | 62 |
| 5.3 Excisable Products | 63 |
| 5.4 Tariff Bands | 64 |
| | |
| CHAPTER 6 | 66 |
| CUSTOMS REVENUE PERFORMANCE IN EAC | |
| 6.1 General Performance of Customs Revenue | 66 |
| 6.2 Burundi | 67 |
| 6.3 Kenya | 67 |
| 6.4 Rwanda | 67 |
| 6.5 Tanzania | 67 |
| 6.6 Uganda | 67 |

| | |
|---|-----------|
| CHAPTER 7 | 70 |
| INVESTMENT FLOWS IN THE COMMUNITY | |
| 7.1 Policy Framework | 70 |
| 7.2 Investment Climate | 71 |
| 7.3 EAC Foreign Direct Investment flows | 71 |
| 7.3.1 Overall Investment Flows | 72 |
| 7.3.2 Intra-EAC Investment Flows | 72 |
| 7.4 Employment Creation | 74 |
| 7.5 Sectoral Distribution of Foreign Direct Investment | 74 |
| 7.5.1 Burundi | 74 |
| 7.5.2 Kenya | 75 |
| 7.5.3 Rwanda | 75 |
| 7.5.4 Tanzania | 76 |
| 7.5.5 Uganda | 77 |
| 7.6 Individual Countries' Sources of Investment | 77 |
| 7.6.1 Burundi | 77 |
| 7.6.2 Kenya | 78 |
| 7.6.3 Rwanda | 79 |
| 7.6.4 Tanzania | 79 |
| 7.6.5 Uganda | 80 |
| 7.7 Challenges to Investment Promotion | 80 |
| | |
| CHAPTER 8 | 82 |
| CONCLUSIONS | |
| | |
| APPENDICES | 84 |

List of Tables

| | |
|---|----|
| Table 2.1: GDP Growth Rates, 2008-2012 (Percent Change) | 21 |
| Table 2.2: Selected Economic Indicators by Region, 2008-2012 | 22 |
| Table 2.3: World Merchandise Trade by Region, 2008-2012 | 28 |
| Table 3.1: Total Intra-EAC Trade, 2008-2012 (US\$ million) | 31 |
| Table 3.2: Trade flow for EAC, 2008-2012 (US\$ million) | 33 |
| Table 4.1: Burundi's Trade with EAC Partner States, 2008-2012, (US\$ million) | 38 |
| Table 4.2: Intra-EAC Exports, 2008-2012 (US\$ million) | 39 |
| Table 4.3: <i>Kenya's Trade with EAC Partner States, 2008-2012, (US\$ million)</i> | 43 |
| Table 4.4: Intra-EAC Exports, 2008-2012 (US\$ million) | 44 |
| Table 4.5: Rwanda's Trade with EAC Partner States, 2008-2012, (US\$ million) | 48 |
| Table 4.6: Intra-EAC Exports, 2008-2012 (US\$ million) | 49 |
| Table 4.7: Tanzania's Trade with EAC Partner States, 2008-2012, (US\$ million) | 53 |
| Table 4.8: Tanzania's Intra-EAC Exports, 2008-2012 (US\$ million) | 53 |
| Table 4.9: Uganda's Trade with EAC Partner States, 2008-2012 (US\$ million) | 57 |
| Table 4.10: Intra-EAC Exports, 2008-2012 (US\$ million) | 58 |
| Table 5.1: Total Exemptions and Remissions Granted by EAC Partner States, 2008 – 2012 (US\$ million) | 61 |
| Table 5.2: Tariff Band Status in EAC Partner States, 2008 - 2012 (US\$ million) | 65 |
| Table 6.1: Customs Revenue Collected by EAC Partner States, 2009-2012 (US\$ million) | 68 |
| Table 7.1: Foreign Direct Investment Flows in EAC region, 2008 - 2012 (US\$ million) | 73 |
| Table 7.2: Number of Jobs Created through Foreign Investments, 2008-2012 | 74 |
| Table 7.3: Burundi's Sectoral Distribution of Foreign Investment 2011- 2012 | 74 |
| Table 7.4: Kenya's Sectoral Distribution of Foreign Investment, 2011 - 2012 | 75 |
| Table 7.5: Rwanda's Sectoral Distribution of Foreign Investment 2011 – 2012 | 76 |
| Table 7.6: Tanzania's Sectoral Distribution of Foreign Investment, 2011 – 2012 | 76 |
| Table 7.7: Uganda's Sectoral Distribution of Foreign Investment 2011-2012 | 77 |
| Table 7.8: Burundi's Major Sources of Investment 2011 – 2012 | 78 |
| Table 7.9: Kenya's Major Sources of FDI, 2011 - 2012 | 78 |
| Table 7.10: Rwanda's Major Sources of Investment 2011 - 2012 | 79 |
| Table 7.11: Tanzania's Major Sources of Investment 2011 - 2012 | 79 |
| Table 7.12: Uganda's Major Sources of Investment 2011 - 2012 | 80 |

List of Figures

| | |
|--|----|
| Figure 3.1: Total Intra-EAC Trade, 2008-2012 (US\$ million) | 31 |
| Figure 4.1: Burundi's Total Exports, Imports and Trade Balance, 2008-2012 | 35 |
| Figure 4.2: Burundi's Imports by Country/Region of Origin (Percent Share) | 36 |
| Figure 4.3: Burundi's Domestic Exports by Destination (percent share) | 36 |
| Figure 4.4: Burundi's Re-exports as percent of Total Exports | 37 |
| Figure 4.5: Burundi's Trade with EAC Partner States, (US\$ million) | 37 |
| Figure 4.6: Kenya's Total Exports, Imports and Trade Balance, 2008-2012 | 40 |
| Figure 4.7: Kenya's Imports by Country/Region of Origin (percent Share) | 41 |
| Figure 4.8: Kenya's Domestic Exports by Destination (Percent Share) | 41 |
| Figure 4.9: Kenya's Re-exports as percent of Total Exports | 42 |
| Figure 4.10: Kenya's Trade with EAC Partner States, 2008-2012 (US\$ million) | 42 |
| Figure 4.11: Rwanda's Total Exports, Imports and Trade Balance, 2008-2012 | 45 |
| Figure 4.12: Rwanda's Imports by Country/Region of Origin (Percent Shares) | 45 |
| Figure 4.13: Rwanda's Domestic Exports by Destination (Percent Share) | 46 |
| Figure 4.14: Share of Rwanda's Re-exports to Total Exports, 2008-2012 | 47 |
| Figure 4.15: Rwanda's Trade with EAC Partner States, 2008-2012 | 47 |
| Figure 4.16: Tanzania's Exports, Imports and Trade Balance, 2008-2012 | 49 |
| Figure 4.17: Tanzania's Imports by Country/Region of Origin (Percent Shares) | 50 |
| Figure 4.18: Tanzania's Domestic Exports by Destination (Percent Share) | 51 |
| Figure 4.19: Share of Tanzania's Re-exports to Total Exports, 2008-2012 | 51 |
| Figure 4.20: Tanzania's Trade with EAC Partner States, 2008-2012 | 52 |
| Figure 4.21: Uganda's Total Exports, Imports and Trade Balance, 2008 -2012 | 54 |
| Figure 4.22: Uganda's Imports by country /Region of origin, (Percent Share) | 55 |
| Figure 4.23: Uganda's Percent Share of Domestic Exports by Destination | 56 |
| Figure 4.24: Uganda's Re-exports as a percent of Total Exports 2008-2012 | 56 |
| Figure 4.25: Uganda's Trade with EAC Partner States, 2008-2012 (US\$ million) | 57 |

Acronyms

| | |
|---------------|---|
| AfDB | African Development Bank |
| BOT | Bank of Tanzania |
| BOU | Bank of Uganda |
| CBK | Central Bank of Kenya |
| CET | Common External Tariff |
| COMESA | Common Market for Eastern and Southern Africa |
| EAC | East African Community |
| ECOWAS | Economic Community for West African States |
| EDC | Economic and Development Cooperation |
| EPA | Economic Partnership Agreement |
| EU | European Union |
| FDI | Foreign Direct Investment |
| FRW | Rwanda Francs |
| GDP | Gross Domestic Product |
| GNS | Gross National Savings |
| IMF | International Monetary Fund |
| KNBS | Kenya National Bureau of Statistics |
| KRA | Kenya Revenue Authority |
| NMC | National Monitoring Committees |
| NTBs | Non-Tariff Barriers |
| RO | Rules of Origin |
| ROA | Rest of Africa |
| ROW | Rest of the World |
| SADC | Southern Africa Development Community |
| SCT | Single Customs Territory |

| | |
|-------------------|---|
| SCTIFI | Sectoral Council on Trade, Industry, Finance and Investment |
| TRA | Tanzania Revenue Authority |
| UBOS | Uganda Bureau of Statistics |
| UK | United Kingdom |
| URA | Uganda Revenue Authority |
| USA | United States of America |
| WTO | World Trade Report |
| AGOA | African Growth and Opportunities Act |
| CPI | Consumer Price Index |
| TIFA | Trade and Investment Framework Agreement |
| Ken Invest | Kenya Investment Authority |
| TIC | Tanzania Investment Centre |
| ZIPA | Zanzibar Investment Promotion Agency |
| UIA | Uganda Investment Authority, |
| RDB | Rwanda Development Board |
| API | Burundi Investment Promotion Agency |
| IPAs | Investment Promotion Agencies |

Foreword

This report is a beginning of the harmonisation and development of regional statistical information. Trade information will particularly be useful when rolling out to cover intra-regional flows of other factors of production under the Common Market.



The eight edition of the 2012 EAC Trade Report comes at an important moment when the world is struggling to recover from the effect of the global financial and economic crises. Globally, the year 2012 was characterized by a fragile and weak global economy; high unemployment; fiscal challenges in the U.S and sovereign debt crisis in the Euro area. In the EAC region, Partner States made major integration milestones on key issues of implementation of the customs union and common market and finalization of negotiations of the protocol establishing monetary union.

This year's EAC Trade Report provides an in-depth analysis of macro-economic performance of the world and regional economies. The report

further analyzes the EAC status in the context of the overall global performance and specifically the trade flows during the period under review. The report also looks at recent investment policy developments at the international level and provides information on investment climate by analyzing inward foreign direct investment flows in the EAC Partner States.

The 2012 EAC Trade Report relies heavily on statistics produced by national authorities and agencies. Since the first edition in 1997, there has been a substantial increase in the availability and quality of the data, thanks to improvements in statistical capacity in many countries. However, more remains to be done: the capacity to use statistical data for research

and analysis remains weak. In addition, there is need for inclusion of detailed and disaggregated data on trade in services and outward investment flows.

This calls for coordination among EAC Partner States to invest more especially on research and analytical skills and empower the statistical bureaus and investment agencies to conduct more surveys that will help improve not only trade data within the region but also promote investment climate.

The report further manifests a commitment of Partner States in the implementation of the Customs Union particularly the uniform application of the customs instruments. In addition, the report is a tool which will enable EAC to model and shape its trade policy with other regions. The on-going negotiations for Free Trade Area between EAC, COMESA and SADC will be informed by the information provided in this and similar trade reports.

Statistical data are a pivotal factor in all the integration stages of the EAC and becomes increasingly pertinent as the region moves towards a Common Market and subsequently a Monetary Union. Under the Customs Union, production and exchange of customs and trade statistics and information is one of the areas of co-operation and the EAC Customs Management Act provides for the compilation and dissemination of such statistics. This report is therefore a beginning of the harmonisation and development of regional statistical information. Trade information will particularly be useful when rolling out to cover intra-regional flows of other factors of production under the Common Market.

I recognise and appreciate the efforts of experts from the Revenue Authorities, Bureaus of Statistics, Central Banks and Investment Authorities of the EAC Partner States for their valuable input in compiling this report. The team from the Directorate of Customs and Trade and the Department of Statistics at the EAC Secretariat led by the Directors of Trade need special mention in coordinating the whole exercise from compilation, analysis to production of this report.

We commend the Development Partners, particularly the European Union who have since 2005 funded the preparation of EAC trade reports through the Regional Integration Support Programme. We hope this partnership will continue to grow stronger in future.

The production of the trade reports has been made possible by the reforms and modernisation being undertaken by customs administration through enhanced computerisation and administrative efficiencies that enable the production of quality data. The quality and timely production of this Trade Report will improve the project relating to the inter-connectivity of customs systems is fully operational and Single customs territory is operationalized.



Dr. Richard Sezibera
Ambassador
SECRETARY GENERAL
EAC

Executive Summary

The EAC Partner States have reinforced the regulatory environment for investment, making more use of industrial policies and reforms in strategic sectors of the economy. According to the World Investment Report (2013), FDI flows to East Africa grew by 37 percent to \$ 6.3 billion in 2012 from US\$ 4.6 billion in 2011

Economic conditions in EAC region remained generally robust against the backdrop of a sluggish global economy. EAC output growth averaged at 5.4 percent in 2012, higher than the 4.9 percent average growth for SSA. Inflation in the region slowed during 2012, as food and fuel price inflation eases following surge during 2011. In addition, EAC Partner States used coordinated approach of monetary policy tightening to reverse the 2011 price spikes.

World trade reflected the weak momentum in global activity. The volume of exports and imports of advanced economies slowed to their pre crises levels. The trend was also reflected in the emerging markets and developing economies, including China, India and SSA economies. Consequently, exports volume growth in SSA slowed to an average of 3.5 in 2012 from 4.2 in 2011, while import volume growth halved to 4.5 percent from 10.7 percent over the same period.

In contrast, EAC total trade with the rest of the world increased to US\$ 52,836.0 million, being 9.6 percent higher compared to US\$ 48,226.5 million recorded in 2011. This was driven by increased levels of both imports and exports. However, the share of total trade with the rest of

the world to total EAC trade declined marginally to 89.3 percent compared to 90.3 percent in 2011.

The value of Intra EAC trade also grew by 21.9 percent to US\$ 5,471 largely attributed to increase in both imports and exports that went up by 20.6 percent and 22.9 percent, respectively. Inter and Intra-EAC imported commodities mainly include mineral fuels, manufactured goods and machinery and capital equipment. Exports growth was largely driven by improved agricultural produce especially the main traditional commodities of tea, coffee and horticulture.

EAC Partner States have continued to record increasing values of exemptions and remissions. In 2012, only Uganda recorded a decline in the value of imported goods eligible for exemptions and remissions; other EAC Partner States recorded increasing values.

Most of the exempted included goods for investment and aid funded projects, charitable organizations, embassies and consulate goods. Analysis of sensitive goods reveals that the share of sensitive goods imported from EAC Partner States declined from 33.8 percent in 2011 to 11.7 percent in 2012. The decline was as a result of substantial reduction in the value of sensitive goods from EAC from an



average of US\$ 1,350 million in 2011 to US\$ 428 million in 2012. However, sensitive goods from non EAC countries increased by 22.59 percent to US\$ 3,248 million in 2012.

In 2012, customs revenue from all EAC Partner States increased by 9.2 percent to US\$ 6,505.3 million from US\$ 5,958.4 million in 2011. During the same period, the share of customs revenue to total tax revenue declined to 36.7 percent from 39.8 percent in 2011. The share of total customs revenue to total revenue declined all the EAC Partner States.

At the regional front, EAC Partner States have been keen to attract and facilitate investment as a means for productive capacity building and sustainable development. Partner States have reinforced the regulatory environment for investment, making more use of industrial policies and reforms in strategic sectors of the economy. According to the World Investment Report (2013), FDI flows to East Africa grew by 37 percent to \$ 6.3 billion in 2012 from US\$ 4.6 billion in 2011.

The rising trend in FDI flows to the region was largely attributed to the recent discoveries and exploration of gas reserves in Tanzania and oil fields in Uganda and Kenya. In addition the region's good economic performance over the recent past underpins the rise in investment in

key sectors such as manufacturing, services, finance, agri-business among others. Tanzania and Uganda were the largest recipients of FDI in the EAC region followed by Kenya, Rwanda and Burundi in that order.

In 2012, the total intra EAC FDI inflows increased by 5.5 per cent from US\$ 213.7 million in 2011 to US\$ 215.4 million. However, the number of registered projects declined from 66 to 53 projects over the review period. Kenya was the main source of FDI flows to other EAC Partner States, while Tanzania received the highest FDI Inflows amounting to US\$ 100.3 million in 2012 from US\$ 50.2 million. FDI flows to Kenya also increased substantially from US\$ 0.6 million in 2011 to US\$ 31.6 million in 2012. Intra EAC flows of FDI to Uganda, Rwanda and Burundi declined.

In the EAC region, the number of jobs created by the licensed projects decreased by 5.6 per cent from 110,187 recorded in 2011 to 104,028 in 2012. The number of jobs created in Rwanda and Uganda increased three folds to 17,311 and 46,202 jobs, respectively compared to 5,553 jobs and 19,983 jobs, in 2011. Jobs created in Kenya, Tanzania and Burundi declined by 52.3 percent, 54.6 percent and 46.7 percent respectively.

CHAPTER 1

THE EAST AFRICAN COMMUNITY INTEGRATION PROCESS



1.1 Background

The integration of East African Community (EAC) is premised on the objective of attaining deeper integration of the region for the realisation of balanced growth and development in order to enhance the standards of living of its peoples. The entry point of the integration process is the Customs Union which came into effect in 2005 followed by a Common Market in 2009 and Monetary Union that was slated for 2012. The year 2012 marked the

eight year of the implementation of the EAC Customs Union. A fully fledged stage, which presupposes attainment of an inter-EAC free trade regime coupled with unhindered movement of goods within the region, a deeper harmonised trade policy, strengthened regional institutional framework and integrated regional wide systems on customs and trade.

In April 2011, the High Level Task-force on negotiations of EAC Monetary Union Protocol commenced its work

and negotiations are expected to be finalised by November, 2013. The conclusion and entry into force of Monetary Union Protocol will further enhance the integration in the region culminating into the final stage of integration process which is Political Federation.

1.2 Overview of the EAC Integration

The eight years of implementing the Customs Union have been characterised by further harmonisation of customs and trade related instruments. The Common External Tariff (CET) was reviewed in 2012 to cater for the dynamic trade and business environment taking into account the applicable rates on all the products imported into the region. The end of 2012 was the commencement of the EAC study on the establishment of a Single Customs Territory (SCT). The establishment of a SCT will further enhance consolidation of the EAC Customs Union. In the period under review, the Customs Management Act had also undergone periodic amendments to accommodate the changing business environment. A review of the Rules of Origin was also undertaken and the criterion on change in tariff heading was operationalized.

Harmonisation of quality standards in the region attained 1200 products and regulations on draft testing laboratories were also developed and were approved by the Sectoral Council on Legal and Judicial Affairs in November, 2012

Negotiations for the EAC and the European Union (EU) on the Economic Partnership Agreement (EPA) were resumed in September 2011. Substantial progress has been made in the negotiations under the four EPA Clusters namely, Economic and Development Cooperation (EDC); Rules of Origin (RO); Agriculture and Institutional Arrangements and, Dispute Settlement and Final Provisions. However, outstanding technical issues remain in Rules of Origin, Agriculture and Institutional Arrangements and, Dispute Settlement and Final Provisions. The Parties have agreed that Trade in Services, Environment and Sustainable Development together with other Trade Related Issues be negotiated at a later stage.

November 2013:
Expected date for
the finalisation of
the negotiations
of the EAC
Monetary Union
Protocol

2
0
1
3



In the area of elimination of Non-Tariff Barriers (NTBs), the National Monitoring Committees (NMC) and the EAC Regional Forum on NTBs continued to spearhead elimination of NTBs in the region. In order to enhance elimination of NTBs, the 8th EAC Regional Forum on NTBs was held in September, 2012 and among others, considered the draft study report on development of a legally binding mechanism on the elimination of NTBs. The final report was considered by the Sectoral Council on Trade, Industry, Finance and Investment (SCTIFI) on 2nd November, 2012 and directed the Secretariat to circulate the report to Partner States for their comments by 15th January, 2013. Once approved by the Council, the legally binding mechanism will assist the NMCs and EAC Regional Forum to redress the outstanding NTBs in the EAC Time Bound Programme.

1.3 COMESA, EAC, SADC Tripartite Arrangement

The EAC has remained a key player in the development of tripartite arrangements with COMESA and SADC. Pursuant to the Tripartite Summit declaration made in October 2008 to establish a COMESA-EAC-SADC FTA, preparatory activities including development of various instruments have been undertaken. The institutional arrangement for negotiating the Tripartite FTA was adopted by the 2nd Tripartite Summit. Since then, the Tripartite Trade Negotiation Forum (TTNF) has met four times from 7th -9th December, 2011 in Nairobi, Kenya; 12th -14th March 2012 in Lusaka, Zambia; 1st – 3rd June, 2012 in Grand Baie, Mauritius and 5th -7th September 2012 in Arusha, Tanzania.

In conformity with the Road Map for negotiating, the Tripartite FTA adopted by the 2nd Tripartite Summit, the TTNF made the following achievements in 2012:

- (i) The TTNF adopted a Work Plan and Schedule of Meetings for the Tripartite FTA negotiations in which the Negotiations for Trade in Goods are planned to take place over 25 months between February 2012 and April 2014;
- (ii) The TTNF recognised the existence of the draft FTA Agreement and Annexes (December 2010 version) as the starting point for the negotiations and agreed that the text that will eventually be adopted will be the outcome of the negotiations;
- (iii) The TTNF established three Tripartite Technical Working Groups (TWGs) for Customs Cooperation, Documentation, Procedures and Transit Instruments; Technical Barriers to Trade (including Standards, Metrology), SPS Measures and NTBs; and Rules of Origin;
- (iv) The Technical Working Groups held an inaugural Meeting from 3rd – 4th September 2012 in Arusha, Tanzania and embarked on negotiations on specific annexes of the draft Tripartite FTA Agreement;
- (v) The TTNF confirmed that the revised Tariff, Trade Statistics and Trade Policy measures submitted by the Tripartite Member/Partner States as compiled and circulated by the Tripartite Task Force, constitutes a reasonable basis for commencement of the negotiations and that updates and additional information should continue to be exchanged throughout the negotiation period;
- (vi) The TTNF adopted the draft Monitoring and Evaluation Mechanism for the Tripartite FTA Negotiations, with the exception of paragraph 9 on independent evaluation, which was referred to the Tripartite Committee of Senior Officials for further guidance; and
- (vii) The 2nd Meeting of the TWG as well as the 5th Meeting of the TTNF was held in Cairo, Egypt.

1.4 The EAC–U.S. Trade and Investment Partnership

Introduction

The EAC Partner States have preferential market access to the U.S. under African Growth and Opportunities Act (AGOA). Further, the EAC and U.S. have a Trade and Investment Framework Agreement (TIFA) signed on 16th July 2008, which establishes a framework for expanding trade and investment. In June 2012, the EAC and the U.S. resolved to upscale the existing Trade and Investment Framework Agreement to a new Trade and Investment Partnership that will include the following:

- i. A regional investment treaty;
- ii. A trade facilitation agreement;
- iii. Continued trade capacity building assistance; and
- iv. A commercial dialogue between the EAC and U.S. private sectors

Objectives of the EAC – U.S. Trade and Investment Partnership

- i. Strengthening regional integration in the EAC;
- ii. Contributing to promoting value addition and addressing production, supply and trading capacity in the EAC region;
- iii. Creating a conducive investment climate in the EAC region;
- iv. Attracting targeted Foreign Direct Investment (FDI) from the U.S. that contributes to income generation, employment and transfer of appropriate technology in the region;
- v. Increasing intra-regional and international trade;
- vi. Enhancing competitiveness in trade;
- vii. Enhancing reliable and flexible market access;
- viii. Facilitating infrastructural investment within the region;
- ix. Enhancing industrialization investment; and
- x. Creating a forum for EAC and U.S. private sector interaction

Status of the EAC – U.S. Trade and Investment Partnership

- i. Exploratory discussions and information sharing have been undertaken between the EAC and the U.S. on the four components of the Trade and Investment Partnership.
- ii. An EAC – U.S. Ministerial Meeting was held on 19th October 2012 in Nairobi, where both Parties Signed the EAC – U.S. Letter of Intent on the Commercial Dialogue.

1.5 Purpose of the Report

This report is the eighth EAC Trade report since 2005 and it builds on the previous trade reports by providing data on key elements of trade and investment. The analysis gives a global perspective on macro-economic variables during 2012. The EAC status is also analysed in the context of the overall global performance and specifically the trade flows during the period under review. The report disaggregates the analysis further into specific areas that constitute the tariff structure such as the sensitive rates, the tariff bands, exemptions and the excisable goods. The report also presents detailed status of the revenue and investment performance. The Trade report underpins specific policy documents that are published from time to time by various EAC Partner States. The report is a useful tool in providing requisite data for policy, academia, research and business.

1.6 Structure of the Report

The report is structured in 8 chapters, with the first chapter providing an introduction and background to the EAC integration process. Chapter two gives an overview of macroeconomic and trade developments at international level and macroeconomic and developments at regional level. The third chapter discusses trade developments among the EAC Partner States and other regions. Chapter four and five cover analysis of trade performance of each of the EAC Partner States. Chapter six is a review of customs revenue performance of the Partner States. Chapter seven reviews the performance of investment flows in the region and chapter eight presents the conclusion and way forward.

CHAPTER 2

OVERVIEW OF MACROECONOMIC AND TRADE DEVELOPMENTS



2.1 Global Macroeconomic Environment

In 2012, World real GDP growth decelerated by 0.7 percent to 3.2 percent compared to 3.9 percent in 2011. The slowdown in world output was as a result of slower growth in several key emerging market and developing economies as well as a more protracted recession in the Euro area.

In advanced economies, the recovery remained unbalanced. On average, growth slowed down to 1.5 percent in 2012 compared to 1.7 percent in 2011, largely due to the 2012 Euro area recession that saw output decline to 0.6 percent compared to a growth of 1.5 percent in 2011. The recession in the euro area was linked to the sovereign debt crisis and a general loss of business confidence. In addition, the effects of bank deleveraging on the real economy and the impact of fiscal consolidation in response to market pressures continued to slowdown economic performance. The US economy on the other hand registered a growth of 2.8 percent in 2012 compared to 1.8 percent in 2011. Despite improved growth, the US was still faced with the political challenge of balancing tax increases and reduction in government spending; this could have translated to downside economic risks.

Emerging market and developing economies remained the mainstay of global growth, despite a moderation in economic growth from 6.2 percent in 2011 to 4.6 percent in 2012. The gradual slowdown in the 2012 growth was attributed to both cyclical and structural reasons. In addition, the region was faced with new risks of slowing credit and possibility of tighter financial conditions given the anticipated unwinding of monetary policy stimulus in the United States. The slow pace of economic activity in advanced economies also adversely affected growth in emerging market and developing economies because of restrained external demand for their exports.

Sub-Saharan Africa continued to record strong economic growth, despite the weaker global economic environment. Growth in SSA was largely driven by robust domestic demand in the resource rich and low income countries, rising world commodity prices, coupled with new resource discoveries. However, the slowdown in 2012 growth was attributed to weak external demand. Weaknesses exposed in advanced economies also heightened downside risks in a number of SSA countries. South Africa faced particular challenges arising from effects of the euro crisis, uncertainties and instabilities in the mining and agricultural sectors.

Table 2.1: GDP Growth Rates, 2008-2012 (Percent Change)

| Region/Country | 2008 | 2009 | 2010 | 2011 | 2012 |
|---|------|------|------|------|------|
| World | 2.7 | -0.4 | 5.2 | 3.9 | 3.2 |
| Advanced economies | 0.1 | -3.4 | 3.0 | 1.7 | 1.5 |
| USA | -0.3 | -2.8 | 2.5 | 1.8 | 2.8 |
| Euro area | 0.4 | -4.4 | 2.0 | 1.5 | -0.6 |
| United Kingdom | -0.8 | -5.2 | 1.7 | 1.1 | 0.2 |
| Japan | -1.0 | -5.5 | 4.7 | -0.6 | 2.0 |
| Emerging market and developing economies | 5.8 | 3.1 | 7.5 | 6.2 | 4.9 |
| China | 9.6 | 9.2 | 10.4 | 9.3 | 7.7 |
| India | 3.9 | 8.5 | 10.5 | 6.3 | 3.2 |
| Middle East and North Africa | 5.0 | 3.0 | 5.5 | 3.9 | 4.6 |
| Sub-Saharan Africa | 5.7 | 2.6 | 5.6 | 5.5 | 4.9 |
| South Africa | 3.6 | -1.5 | 3.1 | 3.5 | 2.5 |

Source: IMF, *World Economic Outlook*, October 2013

In 2012, world saving as a share of GDP rose to 24.8 percent from 22.7 percent in 2009 while investment as a share of GDP rose to 24.5 percent from 22.5 percent over the same period. These aggregate developments however, masked considerable variations between countries and regions. In emerging market and developing countries, higher economic growth has encouraged savings and investments while advanced economies have experienced deterioration in both the savings and investments.

In advanced economies, the share of saving to GDP slowed down marginally to 19.5 percent in 2012. The deterioration in the saving rates was particularly marked in Japan, United Kingdom and United States. In the Euro area the share of saving to GDP stabilized at about 20 percent on account of fiscal consolidation measures.

Sharp increases in saving rates in the emerging and developing economies were largely attributed to the rise in commodity prices that saw considerable increase in public saving, more so in oil producing countries following favorable world oil prices in the international markets since 2006. Saving and investment rates in SSA region have also remained relatively high despite the global financial and economic crisis largely on account of stable macroeconomic and political conditions that saw increased capital inflows to the region. The relatively high investment rate in the region is explained by the recent discoveries especially in the natural resource extractive industries. The region has also experienced diversified investment in the construction, telecommunications and financial sector of the economy.

Table 2.2: Selected Economic

| INDICATOR | REGION | 2008 | 2009 | 2010 | 2011 | 2012 |
|--|-----------------------------------|------|------|------|------|------|
| Gross National Savings (% of GDP) | World | 24.7 | 22.7 | 24.0 | 24.6 | 24.8 |
| | Advanced Economies | 20.6 | 18.3 | 19.2 | 19.6 | 19.5 |
| | Euro Area | 21.5 | 19.1 | 19.8 | 20.3 | 20.3 |
| | Emerging and Developing Economies | 33.8 | 32.2 | 33.0 | 33.2 | 33.5 |
| | Sub Sahara Africa | 22.3 | 20.2 | 20.8 | 19.9 | 19.7 |
| Investment (% of GDP) | World | 24.5 | 22.5 | 23.6 | 24.1 | 24.5 |
| | Advanced Economies | 22.0 | 18.7 | 19.5 | 19.8 | 19.8 |
| | Euro Area | 22.2 | 18.8 | 19.2 | 19.6 | 18.4 |
| | Emerging and Developing Economies | 30.3 | 30.8 | 31.6 | 31.7 | 32.3 |
| | Sub Sahara Africa | 22.4 | 23.2 | 22.2 | 21.5 | 22.6 |
| Inflation, Annual Average (percent) | World | 6.0 | 2.5 | 3.6 | 4.8 | 4.0 |
| | Advanced Economies | 3.4 | 0.1 | 1.5 | 2.7 | 2.0 |
| | Euro Area | 3.3 | 0.3 | 1.6 | 2.7 | 2.5 |
| | Emerging and Developing Economies | 9.2 | 5.3 | 5.9 | 7.1 | 6.1 |
| | Sub Sahara Africa | 12.9 | 9.4 | 7.4 | 9.3 | 9.0 |

Indicators by Region, 2008-2012

4%

World Inflation - largely attributed to slowdown in global economic activity

2012

World inflation eased to 4 percent in 2012 from 4.8 percent in 2011, largely due to slowdown in global economic activity and lower than expected commodity prices; this trend was experienced in other major regional economies. In major advanced economies, inflation slowed down to 2 percent from 2.7 percent while emerging market inflation eased to 6.1 percent from 7.1 percent over the same period.

In SSA countries, food and fuel supply developments helped contain upward pressure on prices of major commodities.

2.2 EAC Macro Economic Environment

2.1.1 Economic Growth

Burundi

Burundi's real GDP registered a growth of 4.2 percent in 2012, the same level recorded in 2011. The growth was attributed to good performance in the Primary sector activities, which expanded by 5.2 percent compared to 0.8 percent in 2011 and the secondary sector which grew by 8.0 percent compared to 7.1 percent in 2011. This counterbalanced the decrease of 3.0 percent in 2012 against 4.2 percent in 2011 in the Tertiary sector.

The Primary sector was boosted by significant growth in coffee production during the 2012/2013 period with 19,240 tons compared to 3,778 tons recorded in 2011/2012 period. The slight growth rate observed in secondary sector was essentially due to the manufacturing industry which experienced a 9.5 percent growth compared to 7.4 percent growth in 2011.

Kenya

The Kenyan economy grew by 4.6 per cent in 2012 compared to a growth rate of 4.4 per cent in 2011. The improved performance was attributed to accelerated growth rates in the following sectors: electricity and water supply, construction, agriculture and forestry and fishing, which grew by 10.3 percent, 4.8 percent, 3.8 percent and 3.4 percent respectively. Improved rainfall and its link to increased generation of hydro electric power, which is cheaper than thermal electricity, accounted for the high value added created in the electricity industry.

Rwanda

Rwanda's economy continued to post good performance. In 2012, GDP growth rate was estimated at 8.0 percent compared to a growth rate of 8.2 percent in 2011. The high growth was mainly driven by continued good performance of the services sector which recorded accelerated growth of 12.2 percent compared to 8.9 percent recorded in 2011.

Tanzania

Tanzania's economic growth remained resilient during 2012 despite a slump in hydropower generation in the beginning of the year. Real GDP grew by 6.9 percent compared to 6.4 percent in 2011 which was slightly above the projected growth of 6.8 percent. Economic activities that recorded higher growth rates included financial intermediation (13.2%), transport and communication (12.5%), manufacturing (8.2%), mining and quarrying (7.8 %), electricity and water (5.9%).

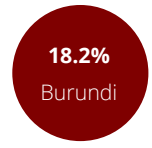
Uganda

Uganda's economy registered a slow growth in real GDP of 3.2 percent in 2012 compared to 6.3 percent recorded in the preceding year. Activities that recorded slow growth include mining and quarrying (-1.8 percent), transport and communication (11.4 percent), cash crops (-2.1 percent) and financial services (-1.1 percent) compared to the previous calendar year.

2.2.2 Inflation

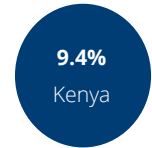
Burundi

In 2012, Burundi's economy experienced high inflation compared to 2011. The overall inflation as measured by the Consumer Price Index (CPI) grew to an annual average of 18.2 percent in 2012 compared to 9.6 percent recorded in 2011. This was largely attributed to increased food and non-food inflation which both stood at 14.1 percent and 23.3 percent, respectively, in 2012.



Kenya

The overall annual average inflation rate declined from 14.0 percent in 2011 to 9.4 percent in 2012. This decline was largely attributed to better food supply resulting from favourable weather conditions, stability of the Kenya shilling against major world trading currencies as well as prudent management of liquidity in the interbank market. Reflecting the above factors, the overall 12 month inflation eased gradually from 18.9 percent in December 2011 to 3.2 percent in December 2012.



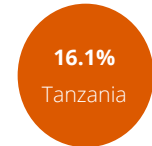
Rwanda

Rwanda has continued to achieve moderate inflation levels mainly as a result of efficient management of monetary and exchange rate policies and stability of international oil prices. However, annual average headline inflation increased marginally to 6.3 percent in 2012 from 5.7 percent end 2011 due mainly to sporadic shocks in food and non-alcoholic products.



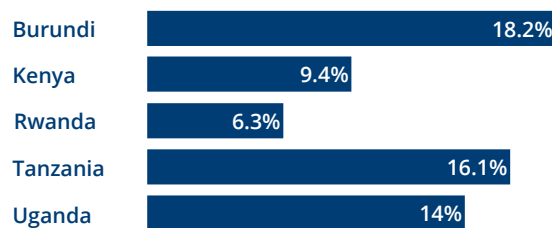
Tanzania

Tanzania's annual average inflation rose to 16.1 percent in 2012 compared to 12.7 percent in 2011. However, the annual headline inflation, which had reached a peak of 19.8 percent in December 2011, had eased to 12.1 percent in December 2012. The gradual decline was largely on account of improved food supply in the East African region, prudent monetary policy stance, fiscal consolidation coupled with stability in nominal exchange rate. Food inflation decelerated from 27.1 percent in December 2011 to 13.1 percent in December 2012.



Uganda

Uganda's annual average inflation rate dropped from 18.7 percent in 2011 to 14.0 percent in 2012. Inflationary pressures eased, largely on account of monetary policy tightening, improved food supply and stable exchange rate.



2012 Regional Inflation

2.2.3 Exchange Rate

Burundi

The Burundi Franc depreciated against major trading currencies. The Burundi Franc depreciated against the Sterling Pound (10.1 percent), the Switzerland Franc (7.6 percent), the US\$ (6.5 percent), the Euro (6.4 percent) and the Japanese yen (3.4 percent).

Kenya

In 2012, the Kenya Shilling strengthened against major world trading currencies. During the year under review, the Kenya Shilling appreciated against the US\$, the Sterling Pound, the Euro and the Japanese Yen to exchange at an average of Ksh 84.53 per US\$, Ksh 134.00 per Sterling Pound, Ksh 108.73 per Euro and Ksh 106.01 per 100 Japanese Yen compared to Ksh 88.81 per US\$, Ksh 142.34 per Sterling Pound, Ksh 123.60 per Euro and Ksh 111.62 per 100 Japanese Yen in 2011. The appreciation of the Kenya Shilling was mainly attributed to increased foreign exchange inflows through Diaspora remittances, disbursements by the International Monetary Fund (IMF) under the Extended Credit Facility (ECF) and disbursements under the syndicated loan to the Government.

In the African region, the Kenyan Shilling appreciated against the South African Rand, the Tanzania Shilling, the Uganda shilling, the Rwanda Franc and Burundi Franc to exchange at an average of ZAR 0.10 per Ksh, Tsh 18.78 per Ksh, UGX 29.62 per Ksh, RWF 7.20 per Ksh and BIF 16.55 per Ksh compared to ZAR 0.08 per Ksh, TSh. 17.88 per Ksh, UGX 28.43 per Ksh, RWF 6.78 per Ksh and BIF 14.01 per Ksh registered in 2011.

Rwanda

Rwanda Franc depreciated by 4.5 percent in 2012 compared to a depreciation of 1.6 percent against the US\$. The depreciation was largely driven by increased foreign exchange demand by importers and slowdown in external aid. At regional level Rwanda Franc appreciated by 2 percent against Ksh, 6 percent against Tsh, 4 percent against UGX and 2 percent against BIF.

Tanzania

Tanzanian shilling depreciated by 0.3 percent against the US\$ to exchange at an average of Tsh 1,583.7 per US\$ in 2012 compared to Tsh 1,579.5 per US\$ in 2011. This was occasioned by increased foreign exchange demand by importer and speculation in foreign exchange market.

Uganda

The Uganda shilling appreciated by 1.0 percent against the US\$ from an average exchange rate of UGX 2,523 per US\$ in 2011 to UGX 2,504 per US\$ in 2012. The Ugandan shilling appreciated by 8 percent and 2 percent against the Sterling Pound and the Euro, respectively and depreciated by 4 percent against the Kenyan shilling.

2.2.4 Balance of Payments

Burundi

Burundi's current account balance improved from a deficit of US\$ 283.6 million in 2011 to a deficit of 255.1 million in 2012. The deficit on the capital account worsened by US\$ 57.2 million to US\$ 153.7 million in 2012 compared to a deficit of US\$ 96.5 million in 2011. The financial account surplus also reduced to US\$ 98.0 million in 2012 compared to US\$ 179.7 million in 2011.

Kenya

Kenya's overall balance of payments position improved to a surplus of US\$ 1,457 million in 2012 from a surplus of US\$ 246 million in 2011. The improvement was largely on account of improvement in the capital and financial account which recorded a surplus of US\$ 5,264 million in 2012 compared to a surplus of US\$ 3,745 million in 2011. This surplus was as result of increased long and short term net capital flows in the financial account. The current account deficit widened from US\$ 3,764 million in 2011 to US\$ 4,275 million in 2012. This was attributed to the worsening of the merchandise account which declined by 11.4 percent. However, the services account surplus improved from US\$ 1,958 million in 2011 to US\$ 2,460 million in 2012. Over the same period, current transfers improved by 5.3 percent supported by remittance inflows from the Diaspora.

Rwanda

In 2012, the Rwanda's overall balance of payments position registered a deficit of US\$ 212.44 million resulting from a significant decline in net capital and financial inflows. The decline in budgetary support occasioned a 26.1 percent decline in the capital and financial account surplus to US\$ 504.1 million in 2012. The current account deficit also worsened from US\$ 459.84 million in 2011 to US\$ 820.83 million in 2012 largely due to the deterioration of the merchandise account. The deficit in the services account improved largely due to increased tourism receipts and reduced payments in the services account.

Tanzania

Tanzania's overall balance of payments recorded a surplus of US\$ 327.3 million compared with a deficit of US\$ 202.0 million recorded in 2011. The improvement in the overall balance was partly attributed to reduction in current account deficit by 8.4 percent to a deficit of US\$ 3,658.1 million coupled with a net increase in inflows in the form of capital grants, foreign direct investments and official flows. As a result, gross official reserves increased to US\$ 4,069.1 million at the end of December 2012, sufficient to cover about 4.1 months of import of goods and services (excluding foreign direct investment related imports).

Uganda

Uganda's overall balance of payments position improved from a deficit of US\$ 74.8 million in 2011 to a surplus of US\$ 522.2 million in 2012. The improvement in the balance of payment position was attributable to increase in the capital and financial account balance from US\$ 1,594.3 million in 2011 to US\$ 2,268.6 million in 2012. The current account deficit worsened slightly from US\$ 2,014.8 in 2011 to US\$ 2,044.6 million in 2012. Official foreign exchange reserves increased from US\$ 2,359.6 million as at end of December 2011 to US\$ 2,909.6 million as at end of December 2012.

2.2.5 National Savings

Burundi

The gross national savings of Burundi increased significantly to US\$ 414.9 million in 2012 compared to US\$ 182.1 million in 2011. This was due to improvement in domestic savings and increase in the balance of factor services and unilateral transfers from US\$ 246.1 million in 2011 to US\$ 440.0 million in 2012.

Kenya

In Kenya, the share of gross national savings to GDP declined from 14.0 percent in 2011 to 12.2 percent in 2012.

Rwanda

In Rwanda, the level of gross national savings decreased by 27.5 percent from US\$ 954.53 million in 2011 to US\$ 691.85 million in 2012. As a share of GDP, gross national savings declined to 9.7 percent of GDP compared to 15 percent in 2011.

Tanzania

In Tanzania, the share of gross national savings to GDP remained constant at 20 percent in 2012 as recorded in 2011.

2.2.6 External Debt

Burundi

The public external debt as a percentage of GDP increased from 17.0 percent in 2011 to 17.7 percent in 2012 representing a growth rate of 2.2 percent. The share of external debt service to exports also increased to 3.4 percent in 2012 compared to 2.4 percent in 2011.

Kenya

Kenya's external debt stock increased by 18.8 percent from US\$8,060 million as at December 2011 to US\$ 9,575 million as at December 2012 due to increased external disbursements. Debt owed to multilateral creditors increased by 12.3 percent from US\$ 5,017 million in 2011 to US\$ 5,631 million in 2012. Similarly, debt owed to bilateral creditors increased from US\$ 2,784 million to US\$ 3,085 million over the same period. The Government also acquired syndicated loan of US\$ 600 million in June 2012.

Rwanda

In 2012, Rwanda's central government external debt stock was US\$ 1,067.9 million rising from US\$ 1,006.0 million in 2011 and mainly composed of loans from multilateral institutions representing 84.0 percent. The remaining 16.0 percent were from bilateral partners. Of the total public debt stock of US\$ 1,652.0 million, 64.6 percent was central government external debt, 6.2 Public guaranteed external private debt and 29.1 percent was Public Domestic Debt.

Tanzania

As at end December 2012, Tanzania external debt stock increased from US\$ 8,959.6 million recorded as at end December 2011 to US\$ 10,526.9 million representing an increase of 17.5 percent. Out of the total external debt stock, US\$ 8,605.7 million was Public external debt and the remaining US\$ 1,921.2 million was Private sector external debt. Large share of the debt was from multilateral institutions that accounted for 75 percent of the total external debt.

Uganda

Uganda's external debt stock increased from US\$ 2,993.4 million as at end of December 2011 to US\$ 3,485.1 million as at end of December 2012. Debt from multilateral, bilateral and private bank financing sources was recorded at US\$ 3,016.7 million, US\$ 468.3 million and US\$ 89.6 million, respectively.



2.3 World Trade Developments

Growth in world trade volume is estimated to have slowed from 5.8 percent in 2011 to 3.2 percent in 2012. The slowdown was predominantly evident in the growth of imports of the advanced economies, which slowed to 0.5 percent in 2012 from 5.2 percent in 2011, largely due to high uncertainty, especially in the Euro Area, and subdued confidence that could have dampened demand for durable and investment good, thus affecting global trade flows. Imports from emerging market economies also slowed to 5.1 percent in 2012 from 9.9 percent in 2011. However, the pace of slowdown in the imports of developing economies was much lower than that of the advanced economies.

World exports growth also slowed to 2.9 percent in 2012 from 6.2 percent in 2011. The decline was largely in the advanced economies by 71 percent to 1.7 percent in 2012. Emerging markets exports growth also declined by 30 percent to 2.0 percent over the same period. Declining output and higher unemployment level could have occasioned the lower pace of exports growth in both developing and advanced economies.

Table 2.3: World Merchandise Trade by Region, 2008-2012

| INDICATOR | REGION | 2008 | 2009 | 2010 | 2011 | 2012 |
|--|-----------------------------------|------|-------|------|------|------|
| Export Volume Growth (Percent change) | World | 2.1 | -11.4 | 14.1 | 6.2 | 2.9 |
| | Advanced Economies | 1.5 | -13.4 | 14.3 | 5.9 | 1.7 |
| | Euro Area | 0.3 | -14.0 | 13.2 | 6.8 | 2.0 |
| | Emerging and Developing Economies | 3.3 | -8.1 | 13.8 | 6.7 | 4.7 |
| | Sub Sahara Africa | 2.4 | -5.2 | 6.0 | 4.2 | 3.5 |
| Import Volume Growth (percent change) | World | 2.2 | -12.0 | 14.0 | 6.8 | 2.1 |
| | Advanced Economies | -0.1 | -13.1 | 13.4 | 5.2 | 0.5 |
| | Euro Area | 0.0 | -12.0 | 10.8 | 5.1 | -1.8 |
| | Emerging and Developing Economies | 7.7 | -9.7 | 15.2 | 9.9 | 5.1 |
| | Sub Sahara Africa | 11.3 | -4.1 | 7.9 | 10.7 | 4.5 |

Source: IMF, World Economic Outlook, October 2013



CHAPTER 3

EAC TRADE PERFORMANCE



3.1 Total Intra-EAC Trade

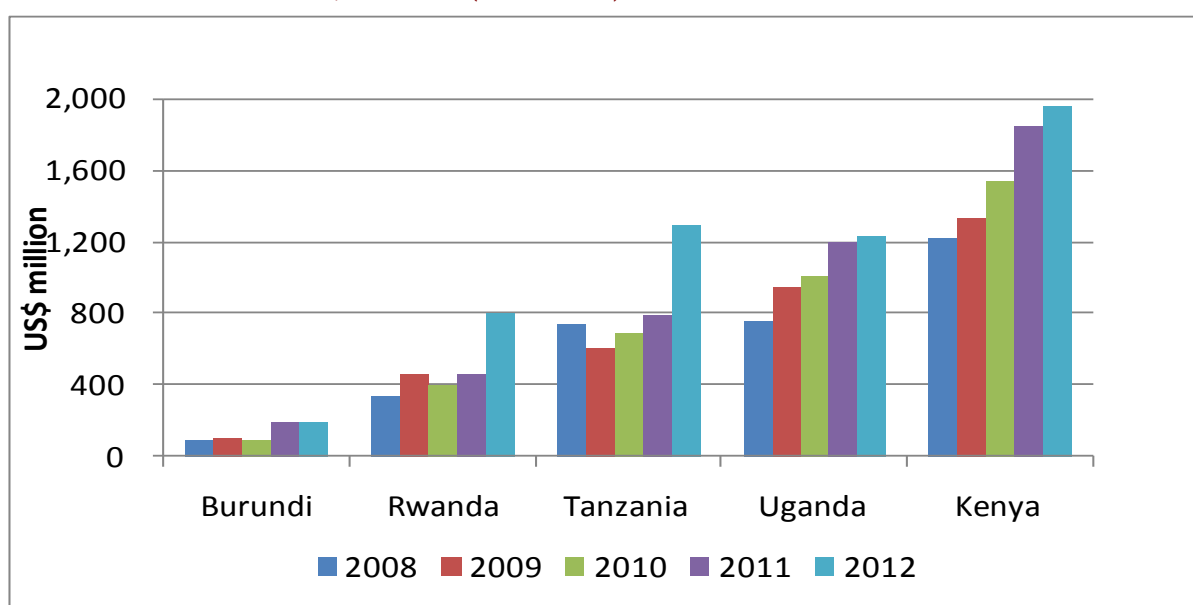
The Value of intra-EAC trade grew by 21.9 percent to US\$ 5,470.7 million in 2012 compared to US\$ 4,486.0 million recorded in 2011. The growth was largely attributed to increase in both imports and exports that went up by 20.6 percent and 22.9 percent, respectively. Tanzania and Rwanda recorded increases in their shares to total intra EAC trade while that of Kenya, Uganda and Burundi declined. Despite the decline of the share, Kenya continued to dominate, accounting for about 36 percent of total intra-EAC trade.

Table 3.1: Total Intra-EAC Trade, 2008-2012 (US\$ million)

| | | 2008 | 2009 | 2010 | 2011 | 2012 | Percentage Change | | | |
|-----------------------|--------------|----------------|----------------|----------------|----------------|----------------|-------------------|-------------|-------------|-------------|
| | | | | | | | 2009 | 2010 | 2011 | 2012 |
| Imports | Uganda | 570.6 | 547.0 | 576.5 | 692.6 | 646.9 | -4.1 | 5.4 | 20.1 | -6.6 |
| | Tanzania | 425.3 | 316.9 | 295.9 | 378.1 | 678.6 | -25.5 | -6.6 | 27.8 | 79.5 |
| | Kenya | 181.0 | 162.5 | 256.8 | 302.9 | 364.3 | -10.2 | 58.0 | 17.9 | 20.3 |
| | Burundi | 86.5 | 88.2 | 77.2 | 160.8 | 168.1 | 2.3 | 3.3 | 4.3 | 5.3 |
| | Rwanda | 299.8 | 363.5 | 344.6 | 385.1 | 457.8 | 21.2 | -5.2 | 11.7 | 18.9 |
| | Total | 1,563.2 | 1,478.0 | 1,551.0 | 1,919.5 | 2,315.7 | -5.4 | 4.9 | 23.8 | 20.6 |
| Exports | Uganda | 377.4 | 398.8 | 428.6 | 503.7 | 580.3 | 5.7 | 7.5 | 17.5 | 15.2 |
| | Tanzania | 310.5 | 285.0 | 394.3 | 409.0 | 613.3 | -8.2 | 38.3 | 3.7 | 49.9 |
| | Kenya | 1,036.6 | 1,169.5 | 1,280.0 | 1,544.4 | 1,593.0 | 12.8 | 9.4 | 20.7 | 3.2 |
| | Burundi | 18.1 | 20.2 | 18.6 | 28.3 | 24.9 | 11.6 | -8.1 | 52.2 | -12.0 |
| | Rwanda | 37.9 | 93.2 | 50.4 | 81.2 | 343.5 | 145.8 | -45.9 | 61.0 | 323.2 |
| | Total | 1,780.6 | 1,966.7 | 2,171.9 | 2,566.5 | 3,155.0 | 10.5 | 10.4 | 18.2 | 22.9 |
| Total EAC Trade value | Uganda | 762.0 | 945.7 | 1,005.1 | 1,196.4 | 1,227.2 | 24.1 | 6.3 | 19.0 | 2.6 |
| | Tanzania | 735.8 | 601.9 | 690.2 | 787.1 | 1,291.9 | -18.2 | 14.7 | 14.1 | 64.1 |
| | Kenya | 1,217.6 | 1,332.0 | 1,536.8 | 1,847.2 | 1,957.3 | 9.4 | 15.4 | 20.2 | 6.0 |
| | Burundi | 95.6 | 101.0 | 95.8 | 189.1 | 193.0 | 5.7 | -5.2 | 97.4 | 2.1 |
| | Rwanda | 337.7 | 456.6 | 395.0 | 466.2 | 801.3 | 35.2 | -13.5 | 18.0 | 71.9 |
| | Total | 3,148.7 | 3,437.3 | 3,722.9 | 4,486.0 | 5,470.7 | 9.2 | 8.3 | 20.5 | 21.9 |

Source: Partner States Revenue Authorities, Central Banks and National Statistics Offices

Figure 3.1: Total Intra-EAC Trade, 2008-2012 (US\$ million)



Source: Partner States Revenue Authorities, Central Banks and National Statistics Offices

3.1.1 Imports

In 2012, total intra-EAC imports increased to US\$ 2,315.7 million compared to US\$ 1,919.5 million in 2011. All the Partner States except Uganda recorded growth in imports. Burundi recorded the least growth (5.3 percent) of imports originating within the region. Tanzania was the major importer accounting for 29.3 percent followed by Uganda with 27.9 percent of total intra EAC imports. Intra-EAC imported commodities mainly include industrial and agricultural products.

3.1.2 Exports

The total intra-EAC exports rose to US\$ 3,155.0 million in 2012 compared to US\$ 2,566.5 million registered in 2011. As it was for imports, Tanzania and Rwanda recorded the highest growth of 49.9 percent and 323.2 percent, respectively. In terms of market share, Kenya remained dominant accounting for 50.5 percent of the total intra-EAC exports. The Exports shares of Tanzania, Uganda, Rwanda and Burundi to total intra-EAC exports were 19.4 percent, 18.4 percent, 10.9 percent and 0.8 percent, respectively.

In 2012, EAC total trade with the rest of the world was US\$ 52,836.0 mil, 9.6 percent higher compared to US\$ 48,226.5 mil recorded in 2011

Growth of intra-EAC trade went up by 21.9% to US\$ 5,470.7 mil in 2012

Value of intra-EAC trade increased to US\$ 5,470.7 mil in 2012 compared to US\$ 4,486.0 mil in 2011

3.2 EAC Trade with the Rest of the World

In 2012, the EAC total trade with the rest of the world increased to US\$ 52,836.0 million, being 9.6 percent higher compared to US\$ 48,226.5 million recorded in 2011. This was driven by increased levels of both imports and exports. However, the share of total trade with the rest of the world to total EAC trade declined marginally to 89.3 percent compared to 90.3 percent in 2011. This development is partly explained by the growth of intra-EAC trade that went up by 21.9 percent to US\$ 5,470.7 million 2012. As a result, there has been a slowdown in the growth of deficit in the trade balance with other non EAC countries. During 2012, EAC bloc recorded a deficit of US\$ 20,731.4 million, representing 5.4 percent increase compared to the level that was recorded in the preceding year.

The value of intra-EAC trade increased to US\$ 5,470.7 million in 2012 compared to US\$ 4,486.0 million recorded in the preceding year. Like in the previous years, the structure of intra-EAC trade was mainly dominated by agricultural commodities and manufactured goods. Moreover, the increase in value of the intra-EAC trade translated into more share equivalent to 10.4 percent of the total trade for the bloc compared with a share of 9.3 percent in 2011.

3.2.1 Imports

During 2012, imports to EAC region amounted to US\$ 36,783.7 million compared to US\$ 33,950.1 million in 2011. Persistent increase in global oil prices and surge in foreign direct investment related imports particularly in oil and natural gas explorations exerted more pressure on import bill in the region. The share of imports from non EAC remained high accounting for 67.4 percent of total EAC imports compared to 65.4 percent in 2011.

3.2.2 Exports

In 2012, exports from EAC region increased to US\$ 16,052.3 million compared to US\$ 14,276.4 million a year before. Major exports from the region include coffee, cotton and tea largely due to increase in export volumes as global prices remained weak. During the period, the share of intra-EAC to total exports maintained its gradual positive trend for third year in a row by recording a marginal increase of 19.7 percent of total exports compared to 18.0 percent in 2011.

Table 3.2: Trade flow for EAC, 2008-2012 (US\$ million)

| Trade Flow | Destination/Origin | 2008 | 2009 | 2010 | 2011 | 2012 | % Change | | | | |
|-----------------------------------|----------------------------------|------------------|------------------|------------------|------------------|-----------------|--------------|--------------|--------------|--------------|--------------|
| | | | | | | | 2008 | 2009 | 2010 | 2011 | 2012 |
| Exports | Intra-EAC Total Exports | 1,780.6 | 1,966.7 | 2,171.9 | 2,566.5 | 3,155.0 | 34.1% | 10.5% | 10.4% | 18.2% | 22.9% |
| | COMESA | 1,539.7 | 1,313.9 | 1,610.1 | 1,901.5 | 2,055.9 | 52.0% | -14.7% | 22.5% | 18.1% | 8.1% |
| | <i>of which</i> | | | | | | | | | | |
| | Burundi | 15.4 | 18.2 | 16.1 | 25.9 | 24.9 | 15.7% | 18.2% | -11.7% | 60.6% | -3.7% |
| | Rwanda | 289.1 | | | | | 54.5% | na | na | na | na |
| | SADC | 1,107.8 | 941.5 | 1,319.0 | 1,790.0 | 2,329.9 | 36.8% | -15.0% | 40.1% | 35.7% | 30.2% |
| | Rest of Africa | 357.9 | 249.3 | 261.0 | 309.7 | 355.8 | 47.1% | -30.4% | 4.7% | 18.7% | 14.9% |
| | EU | 2,376.4 | 2,072.1 | 2,193.6 | 2,521.0 | 2,513.0 | 60.9% | -12.8% | 5.9% | 14.9% | -0.3% |
| | USA | 374.5 | 307.3 | 362.6 | 385.6 | 411.8 | -0.7% | -18.0% | 18.0% | 6.3% | 6.8% |
| | Total Exports to Rest of the Wor | 2,875.9 | 3,163.7 | 3,835.7 | 4,802.1 | 5,230.9 | 18.9% | 10.0% | 21.2% | 25.2% | 8.9% |
| | Total EAC Exports | 10,412.9 | 10,014.3 | 11,753.9 | 14,276.4 | 16,052.3 | 35.8% | -3.8% | 17.4% | 21.5% | 12.4% |
| | % Intra-EAC to Total Exports | 17.1% | 19.6% | 18.5% | 18.0% | 19.7% | | | | | |
| | % COMESA | 14.8% | 13.1% | 13.7% | 13.3% | 12.8% | | | | | |
| | <i>of which</i> | | | | | | | | | | |
| | Burundi | 0.1% | | | | | | | | | |
| | Rwanda | 2.8% | | | | | | | | | |
| | % SADC | 10.6% | 9.4% | 11.2% | 12.5% | 14.5% | | | | | |
| % Rest of Africa | 3.4% | 2.5% | 2.2% | 2.2% | 2.2% | | | | | | |
| % EU | 22.8% | 20.7% | 18.7% | 17.7% | 15.7% | | | | | | |
| % USA | 3.6% | 3.1% | 3.1% | 2.7% | 2.6% | | | | | | |
| % Total exports to Rest of the Wo | 27.6% | 31.6% | 32.6% | 33.6% | 32.6% | | | | | | |
| Imports | Intra-EAC Total Imports | 1,566.7 | 1,478.0 | 1,551.0 | 1,919.5 | 2,302.4 | 90.0% | -5.7% | 4.9% | 23.8% | 19.9% |
| | COMESA | 646.7 | 472.8 | 652.0 | 899.9 | 895.2 | 24.6% | -26.9% | 37.9% | 38.0% | -0.5% |
| | <i>of which</i> | | | | | | | | | | |
| | Burundi | 86.5 | 88.2 | 77.2 | 160.8 | 168.1 | 7.1% | 2.0% | -12.5% | 108.3% | 4.5% |
| | Rwanda | 3.3 | | | | | -35.3% | na | na | na | na |
| | SADC | 2,171.3 | 2,149.5 | 2,065.4 | 2,734.5 | 2,473.6 | 47.6% | -1.0% | -3.9% | 32.4% | -9.5% |
| | Rest of Africa | 114.3 | 38.6 | 66.1 | 251.1 | 34.1 | 442.4% | -66.3% | 71.3% | 280.0% | -86.4% |
| | EU | 4,522.7 | 4,256.3 | 4,292.4 | 4,872.3 | 5,077.5 | 34.9% | -5.9% | 0.8% | 13.5% | 4.2% |
| | USA | 770.5 | 923.2 | 807.2 | 1,059.7 | 1,190.0 | -21.6% | 19.8% | -12.6% | 31.3% | 12.3% |
| | Total Imports to Rest of the Wor | 14,539.5 | 13,428.9 | 16,770.9 | 22,212.9 | 24,797.6 | 25.3% | -7.6% | 24.9% | 32.4% | 11.6% |
| | Total EAC Imports | 24,331.8 | 22,747.3 | 26,205.0 | 33,950.1 | 36,770.4 | 29.6% | -6.5% | 15.2% | 29.6% | 8.3% |
| | % Intra-EAC to Total Imports | 6.4% | 6.5% | 5.9% | 5.7% | 6.3% | | | | | |
| | % COMESA | 2.7% | 2.1% | 2.5% | 2.7% | 2.4% | | | | | |
| | <i>of which</i> | | | | | | | | | | |
| | Burundi | 0.4% | | | | | | | | | |
| | Rwanda | 0.0% | | | | | | | | | |
| | % SADC | 8.9% | 9.4% | 7.9% | 8.1% | 6.7% | | | | | |
| % Rest of Africa | 0.5% | 0.2% | 0.3% | 0.7% | 0.1% | | | | | | |
| % EU | 18.6% | 18.7% | 16.4% | 14.4% | 13.8% | | | | | | |
| % USA | 3.2% | 4.1% | 3.1% | 3.1% | 3.2% | | | | | | |
| % Total imports to Rest of World | 59.8% | 59.0% | 64.0% | 65.4% | 67.4% | | | | | | |
| % intra-EAC to Total Trade | 100.0% | 100.0% | 100.0% | 100.0% | 100.0% | | | | | | |
| Total Trade | | 2008 | 2009 | 2010 | 2011 | 2012 | 2008 | 2009 | 2010 | 2011 | 2012 |
| | Total intra EAC Trade | 3,347.3 | 3,444.7 | 3,722.9 | 4,486.0 | 5,457.3 | 55.5% | 2.9% | 8.1% | 20.5% | 21.7% |
| | Total Trade | 34,744.7 | 32,761.6 | 37,958.8 | 48,226.5 | 52,822.7 | 31.4% | -5.7% | 15.9% | 27.0% | 9.5% |
| EAC Trade Balance | -13,919.0 | -12,732.9 | -14,451.1 | -19,673.6 | -20,718.1 | 25.3% | -8.5% | 13.5% | 36.1% | 5.3% | |

Source: Respective Partner States Revenue Authorities, Central Banks and National Statistics Offices

CHAPTER 4

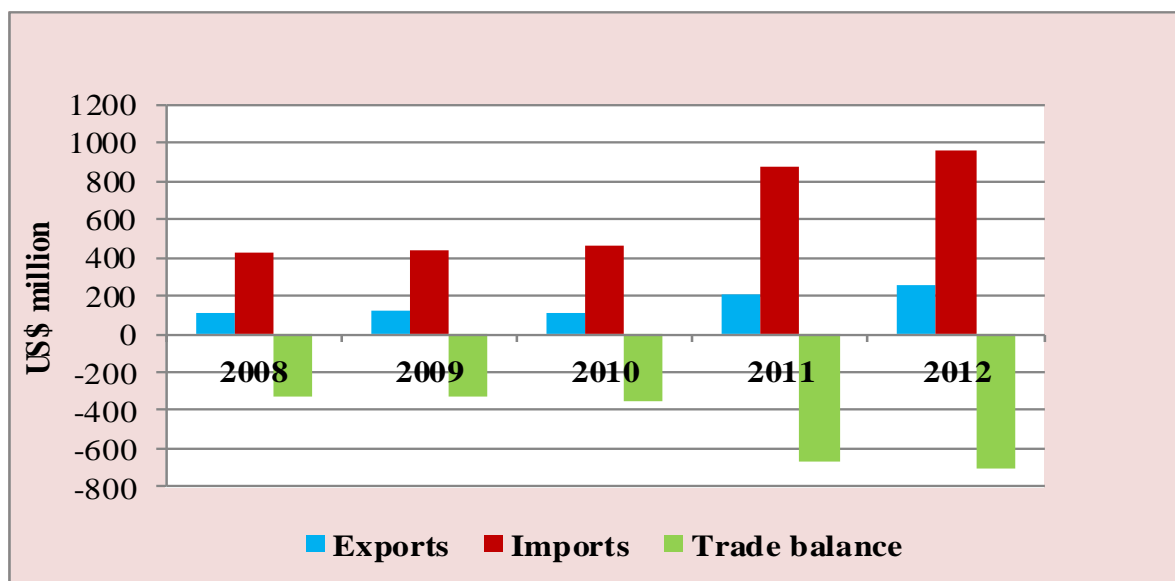
TRADE DEVELOPMENTS IN THE EAC PARTNER STATES



4.1 Burundi International Trade

In 2012, Burundi's total trade increased by 13.7 percent recording US\$ 1,219.6 million compared to US\$ 1,072.9 million in 2011. This growth was on account of increase in the value of both imports and exports. Total exports increased by 27.5 percent to US\$ 256.7 million in 2012 from US\$ 201.4 million in 2011 while the value of imports increased by 10.5 percent from 871.6 million to 962.9 million over the same period.

Figure 4.1: Burundi's Total Exports, Imports and Trade Balance, 2008-2012



Source: Bank of Burundi and Customs Department

In 2012, EU, UAE, China, Indian, Tanzania, Uganda and Kenya were Burundi's major trading partners accounting for 26.7 percent, 10.9 percent, 6.4 percent, 5.2 percent, 4.6 percent, 4.3 percent and 4.1 percent of the total trade, respectively, compared to the year 2011 where the major trading partners were UAE, Kenya, Uganda, Tanzania and EU accounting for 7.3 percent, 5.8 percent, 5.5 percent and 5.0 percent and 2.6 of the total trade respectively.

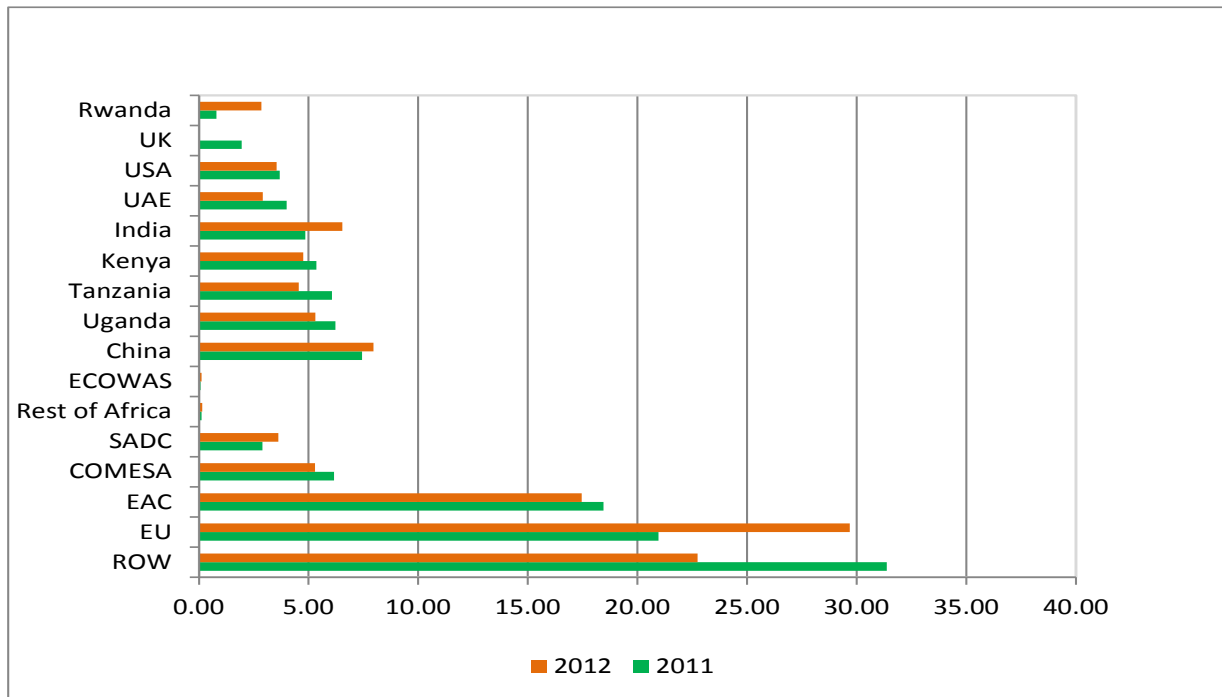
During 2012, Burundi's trade with African countries increased by 13.2 percent to record a total of US\$ 302.8 million of which US\$ 256.4 million was imports and US\$ 46.4 million was exports. Total trade with the EAC Partner States also increased by 3.3 percent with an increase of 4.5 percent in imports while exports decreased by 4.1 percent.

Burundi's trade with Rwanda and Tanzania recorded a significant increase of 181.6 percent and 5.1 percent respectively, amounting to US\$ 34.1 million compared to US\$ 12.1 million in 2011, for Rwanda and US\$ 56.7 million compared to US\$ 54.0 million in 2011 for Tanzania. However, trade with Kenya and Uganda decreased by 17.1 percent and 13.0 percent respectively in 2012 to US\$ 51.8 million compared to US\$ 62.5 million in 2011 for Kenya and US\$ 52.6 million compared to US\$ 60.5 million in 2011 for Uganda.

4.1.1 Imports

Imports to Burundi increased by 10.5 percent to US\$ 962.9 million in 2012 compared to US\$ 871.6 million in 2011. This growth was mainly attributed to increased imports of mineral fuels, oil seed, pharmaceutical products, machinery equipment and cereals which accounted for 22.5 percent, 20.0 percent, 7.6 percent, 7.33 percent and 7.22 percent respectively.

Figure 4.2: Burundi's Imports by Country/Region of Origin (Percent Share)

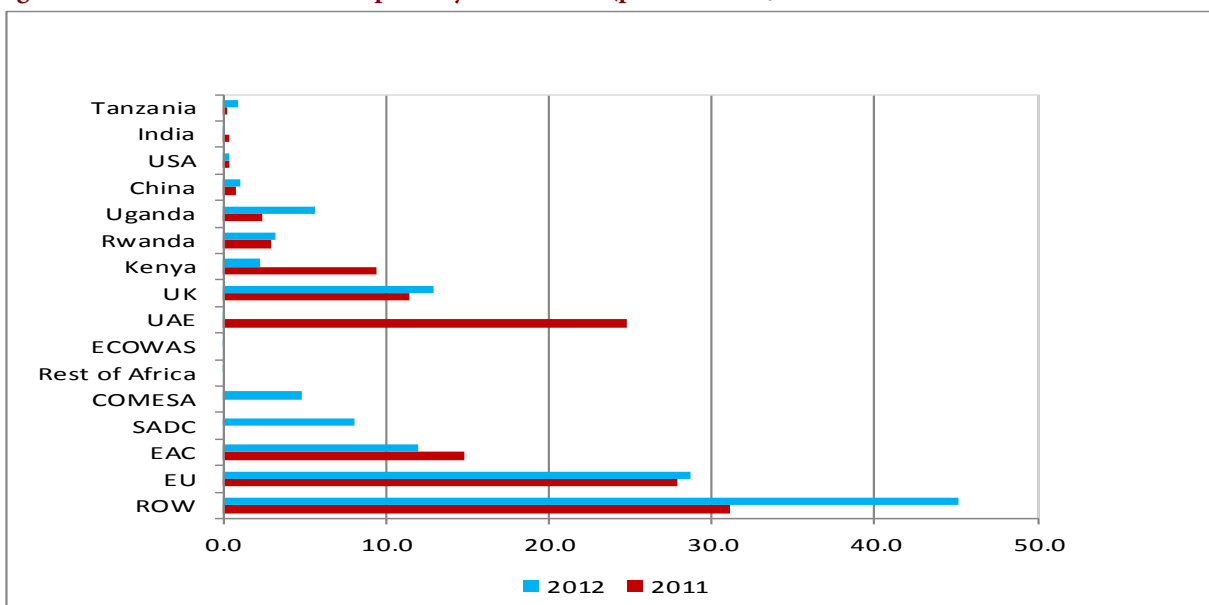


Source: OBR, Central Bank, and BNBS

4.1.2 Domestic Exports

In 2012, Burundi's domestic exports decreased by 15.2 percent from US\$ 158.4 million in 2011 to US\$ 134.7 million. The reduction was largely on account of 100 percent reduction in exports of pearls, precious stones and metal. However, exports of coffee and tea to total domestic exports accounted for 52 percent and 19 percent respectively and increased by 3 percent and 96.8 percent. The increase in exports of tea was mainly due to increase in the production of green leaves with 42,134 Tons produced in 2012 compared to 40,886 Tons produced in 2011. Unit prices also increased in the global markets. During 2012, EU, EAC, SADC and COMESA continued to be the leading destinations for the country's domestic exports accounting for 38.6 percent, 16.0 percent, 10.8 percent and 6.4 percent of the total domestic exports, respectively.

Figure 4.3: Burundi's Domestic Exports by Destination (percent share)

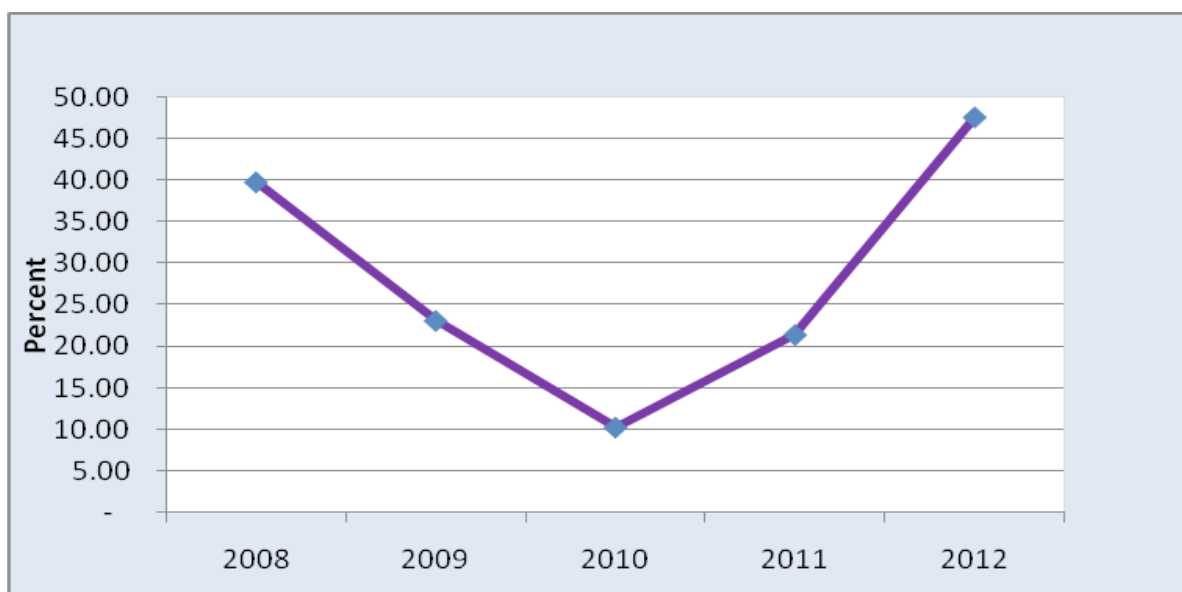


Source: OBR, Central Bank, and BNBS

4.1.3 Re-Exports

Burundi's re-exports increased strongly from US\$ 43.0 million in 2011 to US\$ 122.0 million in 2012. Similarly, the share of re-exports to total exports increased from 21.3 percent in 2011 to 47.5 percent in 2012.

Figure 4.4: Burundi's Re-exports as percent of Total Exports

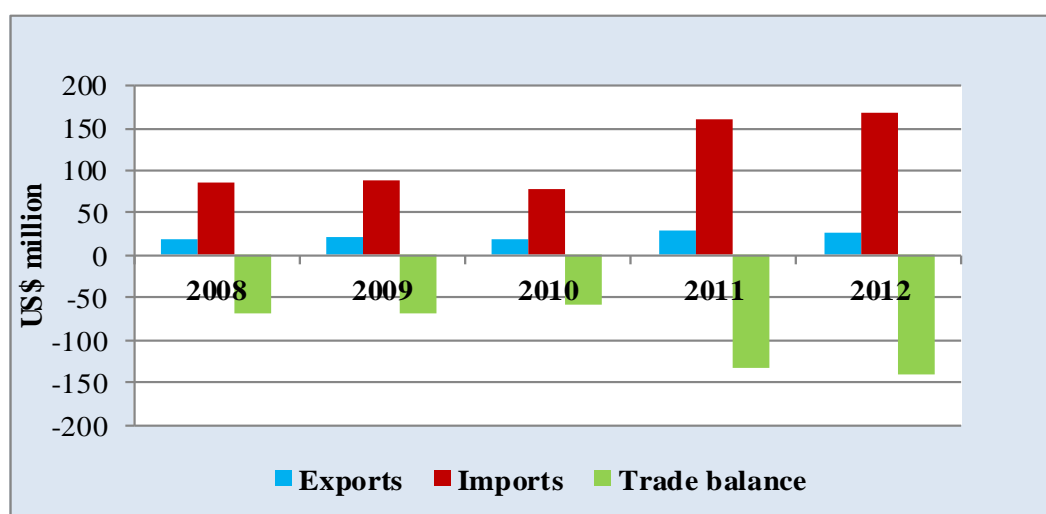


Source: OBR, Central Bank, and BNBS

4.1.4 Intra-EAC Trade

In 2012, Burundi's total trade with EAC Partner States increased by 3.4 percent, from US\$ 186.7 million in 2011 to US\$ 193.0 million. Burundi's trade deficit with EAC Partner States increased from US\$ 132.5 million in 2011 to US\$ 143.2 million in 2012 due to a 3.7 percent decline in exports and a 4.5 percent increase in imports.

Figure 4.5: Burundi's Trade with EAC Partner States, (US\$ million)



Source: OBR, Central Bank, and BNBS

Table 4.1: Burundi's Trade with EAC Partner States, 2008-2012, (US\$ million)

| | | 2008 | 2009 | 2010 | 2011 | 2012 | % Change | | | | |
|-----------|----------------------|--------------|--------------|--------------|---------------|---------------|-------------|-------------|--------------|--------------|-------------|
| | | | | | | | 2008 | 2009 | 2010 | 2011 | 2012 |
| Kenya | Imports | 31.2 | 34.1 | 26.8 | 46.7 | 45.8 | 3.0 | 9.3 | -21.4 | 74.3 | -1.9 |
| | Exports | 7.2 | 6.9 | 9.8 | 15.3 | 3.8 | -12.3 | -3.4 | 42.0 | 55.4 | -75.4 |
| | Total trade | 38.4 | 41.0 | 36.6 | 62.0 | 49.6 | -0.3 | 6.9 | -10.7 | 69.2 | -20.1 |
| | Trade Balance | -24.0 | -27.2 | -17.0 | -31.4 | -42.0 | 8.6 | 13.1 | -37.6 | 85.2 | 33.9 |
| Rwanda | Imports | 3.8 | 1.9 | 2.2 | 7.0 | 27.4 | 100.0 | -50.0 | 15.8 | 218.2 | 291.4 |
| | Exports | 5.0 | 3.9 | 2.2 | 4.9 | 6.7 | 83.7 | -22.0 | -44.0 | 122.7 | 38.0 |
| | Total trade | 7.4 | 5.9 | 4.7 | 12.1 | 34.1 | 68.7 | -20.2 | -20.5 | 156.8 | 181.6 |
| | Trade Balance | -0.2 | 2.1 | 0.3 | -1.9 | -20.7 | -126.2 | -1437.5 | -85.0 | -687.5 | 999.5 |
| Uganda | Imports | 34.5 | 34.1 | 24.9 | 54.3 | 51.1 | -11.1 | -1.2 | -27.0 | 118.1 | -5.9 |
| | Exports | 1.9 | 6.1 | 2.7 | 5.0 | 8.8 | 38.2 | 223.4 | -55.4 | 83.4 | 77.1 |
| | Total trade | 38.2 | 41.1 | 28.6 | 60.5 | 59.9 | -9.1 | 7.4 | -30.3 | 111.4 | -0.9 |
| | Trade Balance | -30.8 | -27.2 | -21.2 | -48.1 | -42.3 | -13.4 | -11.8 | -21.9 | 127.0 | -12.1 |
| Tanzania | Imports | 17.0 | 18.1 | 23.3 | 52.8 | 43.8 | 73.5 | 6.5 | 28.7 | 126.6 | -17.0 |
| | Exports | 1.4 | 1.3 | 1.4 | 0.7 | 5.6 | 27.4 | -3.0 | 3.8 | -47.1 | 679.2 |
| | Total trade | 20.4 | 19.5 | 25.7 | 54.0 | 49.4 | 91.1 | -4.4 | 31.6 | 110.0 | -8.5 |
| | Trade Balance | -13.6 | -16.7 | -20.9 | -51.6 | -38.2 | 52.3 | 22.8 | 25.4 | 147.1 | -26.0 |
| Intra-EAC | Imports | 86.5 | 88.2 | 77.2 | 160.8 | 168.1 | 7.1 | 2.0 | -12.5 | 108.3 | 4.5 |
| | Exports | 15.4 | 18.2 | 16.1 | 25.9 | 24.9 | 20.6 | 18.2 | -11.7 | 60.6 | -3.7 |
| | Total trade | 101.9 | 106.4 | 93.3 | 186.7 | 193.0 | 9.2 | 4.4 | -12.3 | 100.1 | 3.4 |
| | Trade Balance | -68.4 | -68.0 | -58.6 | -132.5 | -143.2 | 4.0 | -0.6 | -13.8 | 126.1 | 8.1 |

Intra EAC Imports

In 2012, Burundi's imports from EAC Partner States increased by 4.5 percent from US\$ 160.8 million in 2011 to US\$ 168.1 million. This was largely on account of increased imports from Rwanda, from US\$ 7 million in 2011 to US\$ 27.4 million in 2012. Major imports from Rwanda included: maize, chain and parts thereof, iron and steel, beer made from malt, fresh potatoes and articles for conveyance. Imports from Uganda, Tanzania and Kenya however, declined by 17.1 percent, 5.9 percent and 2.0 percent respectively.

Intra EAC Domestic Exports

In 2012, Burundi's domestic exports to the EAC Partner States declined by 37.8 percent from US\$ 25.9 million in 2011 to US\$ 16.1 million. Domestic exports to Rwanda, Tanzania and Uganda declined, while domestic exports to Kenya increased. Tea was the main export product to Kenya and increased by 4.1 percent to US\$ 12.1 million, while coffee was the main exports to Uganda and declined by 39.09 percent to US\$ 1.5 million.

2012
BURUNDI:
Trade increased by 13.7%
Imports increased by 10.5%
Exports increased by 27.5%

Table 4.2: Intra-EAC Exports, 2008-2012 (US\$ million)

| Intra-EAC Export Flows | 2008 | 2009 | 2010 | 2011 | 2012 |
|-----------------------------------|------|------|------|------|------|
| Intra-EAC Domestic Exports | 15.4 | 18.9 | 16.1 | 23.5 | 16.1 |
| Intra-EAC Re-exports | 2.7 | 1.3 | 2.5 | 2.4 | 8.8 |
| Total Intra-EAC Exports | 18.1 | 20.2 | 18.6 | 25.9 | 24.9 |
| Percent Share of Intra-Re-exports | 14.8 | 6.4 | 13.4 | 9.3 | 35.3 |

Intra EAC Re-exports

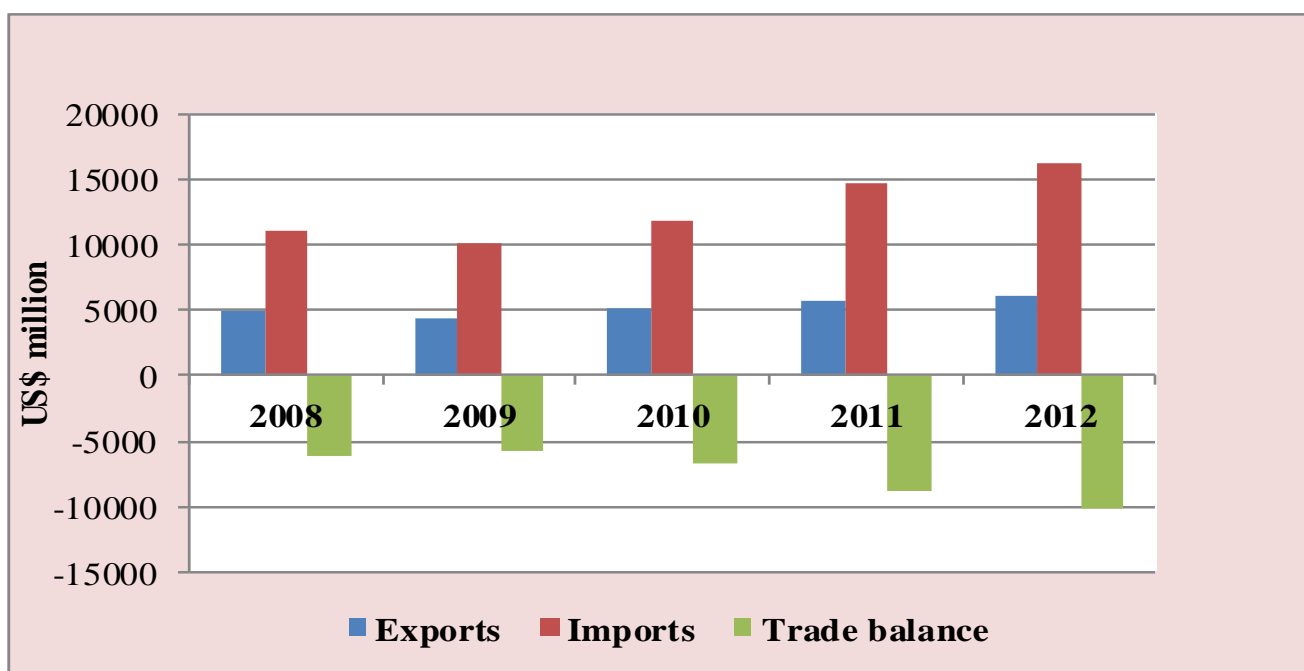
Burundi's intra-EAC re-exports increased from US\$ 2.4 million in 2011 to US\$ 8.8 million in 2012. As a share of total exports, Burundi's re-exports increased by 4 per cent from 9.3 in 2011 to 35.3 percent. Re-exports from Tanzania, Rwanda, Kenya and Uganda increased to US\$ 4.32 million, US\$ 4.16 million, US\$ 0.76 million and US\$ 1.34 million respectively in 2012 from US\$ 0.46 million, US\$ 0.2 million, US\$ 0.52 million and US\$ 1.2 million respectively in 2011. During the period under review, the major commodities re-exported were Inorganic and Organic chemicals; Plastics and articles thereof, Wood and articles of wood; Palm oil and its fractions; Bread; Vehicles and parts and accessories thereof; Nuclear reactors, boilers, machinery and mechanical appliances, parts thereof; Articles for conveyance or packing of goods, of plastics.

4.2 Kenya's International Trade

In 2012, Kenya's total trade expanded by 9.4 percent to US\$ 22,340.0 million from US\$ 20,418.2 million in 2011. The trade deficit widened by US\$ 1,239 million to US\$ 10,114 million from US\$ 8874 million mainly due to faster growth in imports, which grew by 10.8 percent. Exports also expanded by 5.9 percent to US\$ 6,113 million in 2012.



Figure 4.6: Kenya's Total Exports, Imports and Trade Balance, 2008-2012



Source: KRA, KNBS & CBK

In 2012, EU, India, UAE and China were Kenya's leading trading partners accounting for 16.5 percent, 10.7 percent, 9.4 percent and 9.1 percent of the total trade, respectively, compared to 17.1 percent, 8.7 percent, 12.1 percent and 8.4 percent, respectively, in 2011. Kenya's trade with UAE which grew by 44.8 percent in 2011 decelerated by 14.5 percent in 2012 while total trade with China increased by 22.6 percent to stand at US\$ 2,037.4 million compared to a growth of 6.8 percent in 2011. Total trade with U.S.A increased significantly by 37.7 percent compared to a 1.5 percent growth recorded in 2011.

In 2012, Kenya's trade with Japan increased 16.7 percent to US\$ 774.3 million recovering from a 12.9 percent decline recorded in 2011. This growth was partly attributed to increased exports of road motor vehicles from Japan after recovery from the Tsunami crisis of 2011.

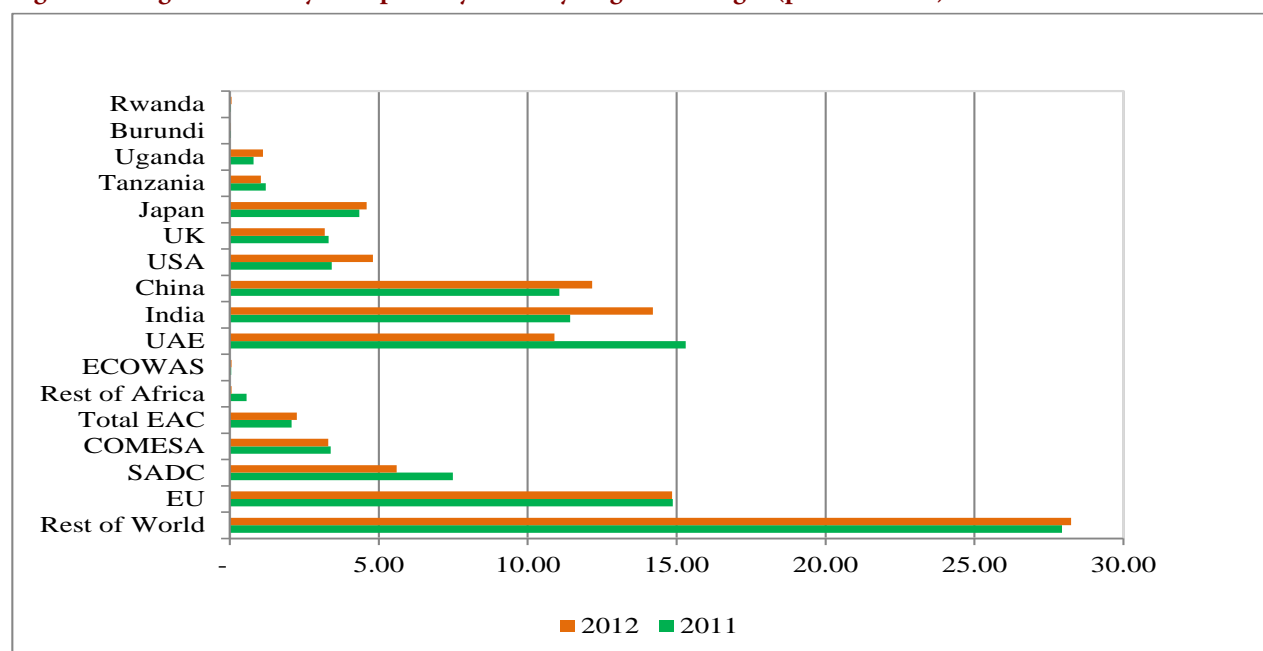
Kenya's trade with EAC countries rose by 6.0 percent in 2012. Trade with Rwanda and Tanzania expanded by 27.3 percent and 10.4 percent respectively while trade with Uganda grew marginally by 0.6 percent during the review period. Kenya, total trade with Burundi however declined by 7.6 percent during the same period.

4.2.1 Imports

Kenya's imports rose by 10.8 percent from US\$ 14,646.3 million in 2011 to US\$ 16,226.8 million in 2012. This growth was partly attributed to increased importation of petroleum oils and oils from bituminous materials, other aircraft and motor cars and other motor vehicles for transport during the review period. The value of imports of other aircraft more than doubled from US\$ 202.7 million in 2011 to US\$ 428.3 million in 2012 while those of motor vehicles and other vehicles for transport and petroleum oils increased by 28.8 percent and 25.5 percent to US\$ 402.8 million and US\$ 3,053.8 million, respectively in 2012.

2012
KENYA:
Trade Expanded by 9.4%
Exports Expanded by 5.9%
Exports rose by 108%

Figure 4.7: Kenya's Imports by Country/Region of Origin (percent Share)



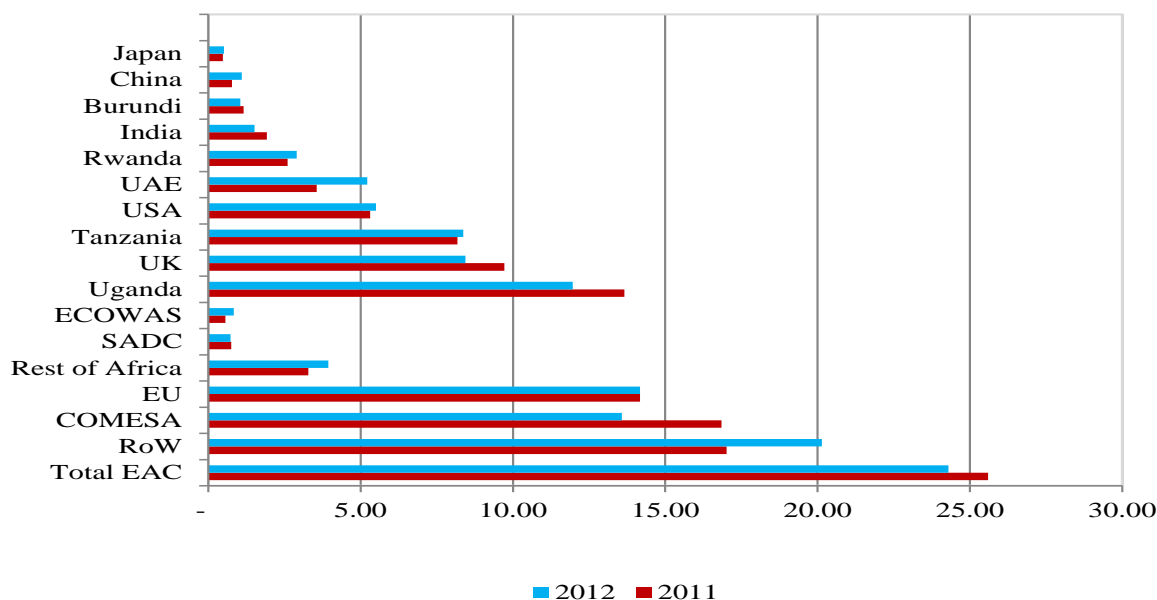
Source: KRA, KNBS & CBK

The increase in petroleum oils could partly be explained by a substantial decline in the value of crude petroleum imports in the review period. The leading sources of Kenya's imports were European Union, India, China and UAE jointly accounting for 52.2 percent of the total imports in 2012.

4.2.2 Domestic Exports

In 2012, Kenya's domestic exports increased by 3.8 percent to US\$ 5,662.9 million from US\$ 5,455.5 million in 2011. This was largely as a result of 4.0 percent increase in domestic exports earnings of tea to US\$ 1,197.5 million, 1.2 percent in cut flowers to US\$ 451.3 million and 11.9 percent increase in coffee earnings from US\$ 238.1 million to US\$ 266.4 million. During 2012, European Union and COMESA were the leading destinations for the country's domestic exports accounting for 14.2 percent and 13.6 percent of the total domestic exports respectively compared to 14.2 percent and 16.8 percent respectively in 2011.

Figure 4.8: Kenya's Domestic Exports by Destination (Percent Share)



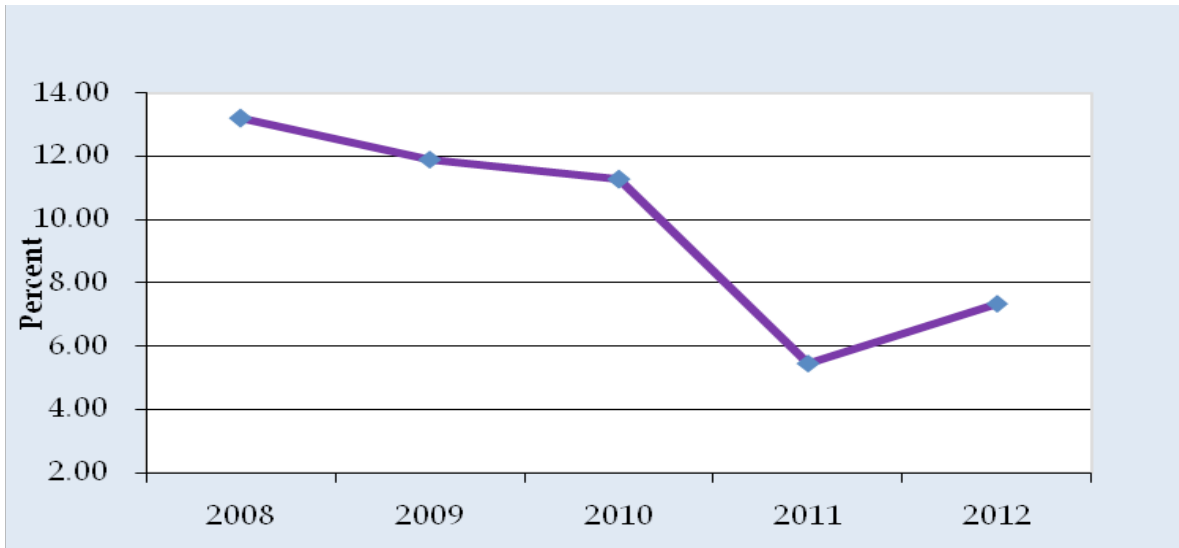
Source: KRA, KNBS & CBK

4.2.3 Re-exports

Kenya's re-exports increased by 42.3 percent from US\$ 316.4 million in 2011 to US\$ 450.2 million in 2012. The share of re-exports to total exports increased from 5.5 percent to 7.4 percent during the review period.

42.3%
increase in Kenya's
re-exports

Figure 4.9: Kenya's Re-exports as percent of Total Exports



Source: KRA, KNBS & CBK

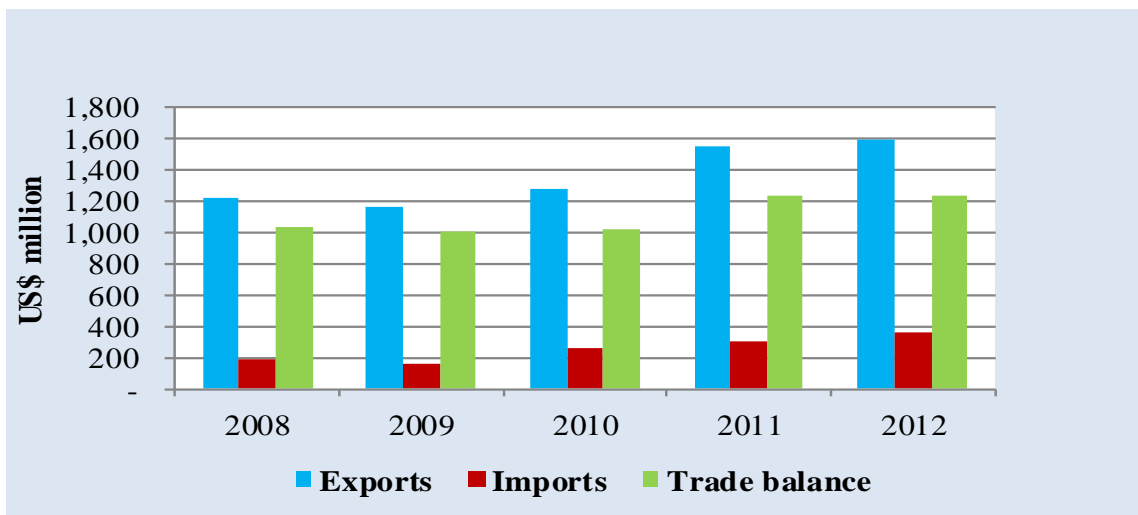
4.2.4 Intra EAC Trade

In 2012, Kenya's total trade with EAC Partner States increased by 6.0 percent to US\$ 1,957.3 million from US\$ 1,847.2 million in 2011. Kenya's trade surplus with EAC Partner States reduced from US\$ 1,241.5 million in 2011 to US\$ 1228.8 million in 2012. The reduction was mainly attributed to a faster growth in imports relative to exports during the review period.

Intra regional trade:

Intra-regional trade refers to trade which focuses on economic exchange primarily between countries of the same region or economic zone.

Figure 4.10: Kenya's Trade with EAC Partner States, 2008-2012 (US\$ million)



Source: KRA, KNBS & CBK

Table 4.3: Kenya's Trade with EAC Partner States, 2008-2012, (US\$ million)

| | | 2008 | 2009 | 2010 | 2011 | 2012 | % Change | | | | |
|-----------|---------------|----------------|----------------|----------------|----------------|----------------|--------------|-------------|--------------|-------------|-------|
| | | | | | | | 2008 | 2009 | 2010 | 2011 | 2012 |
| Burundi | Imports | 1.1 | 1.2 | 1.8 | 5.3 | 3.7 | -50.2 | 6.2 | 52.4 | 188.8 | -30.6 |
| | Exports | 50.4 | 59.4 | 68.9 | 66.5 | 62.7 | 18.9 | 40.0 | 17.9 | 11.9 | -5.7 |
| | Total Trade | 51.5 | 60.6 | 70.7 | 71.8 | 66.3 | 9.4 | 34.6 | 17.7 | 18.3 | -7.6 |
| | Trade Balance | 49.3 | 58.2 | 67.1 | 61.2 | 59.0 | 31.8 | 46.0 | 18.2 | 5.1 | -3.6 |
| Rwanda | Imports | 0.4 | 3.1 | 5.4 | 4.8 | 9.7 | -54.8 | -72.0 | 737.8 | 53.4 | 104.2 |
| | Exports | 130.0 | 123.3 | 133.0 | 152.6 | 190.7 | 30.4 | 50.9 | -5.2 | 23.8 | 24.9 |
| | Total Trade | 130.4 | 126.4 | 138.4 | 157.4 | 371.6 | 26.8 | 49.0 | -3.1 | 24.5 | 136.2 |
| | Trade Balance | 129.6 | 120.2 | 127.5 | 147.9 | 181.0 | 34.3 | 52.8 | -7.3 | 23.0 | 22.4 |
| Uganda | Imports | 75.5 | 57.2 | 116.4 | 116.4 | 180.9 | 536.7 | -15.0 | -24.2 | 103.4 | 55.4 |
| | Exports | 612.9 | 597.8 | 657.7 | 855.2 | 796.2 | 28.8 | 22.9 | -2.5 | 43.1 | -6.9 |
| | Total Trade | 688.4 | 655.0 | 774.1 | 971.6 | 1411.6 | 46.5 | 17.2 | -4.9 | 48.3 | 45.3 |
| | Trade Balance | 537.5 | 540.6 | 541.2 | 738.8 | 615.4 | 9.9 | 31.1 | 0.6 | 36.7 | -16.7 |
| Tanzania | Imports | 105.6 | 101.0 | 133.1 | 176.4 | 170.0 | 58.1 | 6.4 | -4.3 | 74.8 | -3.6 |
| | Exports | 423.6 | 388.3 | 420.4 | 470.0 | 543.5 | 30.6 | 27.7 | -8.4 | 21.1 | 15.6 |
| | Total Trade | 529.2 | 489.2 | 553.6 | 646.5 | 916.9 | 36.1 | 22.8 | -7.6 | 32.1 | 41.8 |
| | Trade Balance | 318.1 | 287.3 | 287.3 | 293.6 | 373.4 | 21.6 | 36.8 | -9.7 | 2.2 | 27.2 |
| Intra-EAC | Imports | 182.5 | 162.5 | 256.8 | 302.9 | 364.3 | 149.8 | -4.7 | -11.0 | 86.4 | 20.3 |
| | Exports | 1,217.0 | 1,168.8 | 1,280.0 | 1,544.4 | 1,593.0 | 48.6 | 27.8 | -4.0 | 32.1 | 3.2 |
| | Total Trade | 1,399.5 | 1,331.2 | 1,536.8 | 1,847.2 | 1,957.3 | 59.4 | 22.3 | -4.9 | 38.8 | 6.0 |
| | Trade Balance | 1,034.5 | 1,006.3 | 1,023.1 | 1,241.5 | 1,228.8 | 34.9 | 35.9 | -2.7 | 23.4 | -1.0 |

Intra EAC Imports

In 2012, Kenya's imports from EAC Partner States increased by 20.3 percent from US\$ 302.9 million in 2011 to US\$ 364.3 million. Imports from Uganda increased from US\$ 116.4 million in 2011 to US\$ 180.9 million in 2012, representing a 55.4 percent growth while imports from Rwanda more than doubled to US\$ 9.7 million during the review period. The main imports from Uganda were leguminous vegetables, cane or beet sugar and maize corn while those from Rwanda were raw hides and skins. Imports from Burundi and Tanzania declined by 30.6 percent and 3.6 percent to US\$ 3.7 million and US\$ 170 million, respectively in 2012.

Intra-EAC Domestic Exports

Kenya's domestic exports to the EAC Partner States declined marginally by 1.5 percent from US\$ 1,396.1 million in 2011 to US\$ 1,375.7 million in 2012. The share of the domestic exports to the EAC countries to total domestic exports declined slightly from 25.6 percent to 24.3 percent over the same period. In 2012, domestic exports to Rwanda and Tanzania rose by 15.8 percent and 6.3 percent to US\$ 164.3 million and US\$ 474.1 million, respectively. However, domestic exports to Uganda and Burundi fell by 9.0 percent and 6.0 percent to US\$ 677.6 million and US\$ 59.7 million, respectively, during the review period. Domestic exports to Uganda, Tanzania, Rwanda and Burundi accounted for 49.3 percent, 34.5 percent, 11.9 percent and 4.3 percent of Kenya's intra-EAC total domestic exports, respectively. Domestic exports to Rwanda mainly comprised of iron and steel, mineral fuels and animal and vegetable fats and oils while the major domestic exports to Tanzania were animal and vegetable fats and oils, soap, pharmaceutical products and iron and steel products.

2012
Kenya's
intra- EAC
imports
increased by
20.3%

Table 4.4: Intra-EAC Exports, 2008-2012 (US\$ million)

| Intra-EAC Export Flows | 2008 | 2009 | 2010 | 2011 | 2012 |
|-----------------------------------|-------------|-------------|-------------|-------------|-------------|
| Intra-EAC Domestic Exports | 1,068.6 | 1,040.6 | 1,138.9 | 1,396.1 | 1,375.7 |
| Intra-EAC Re-exports | 148.4 | 128.1 | 141.1 | 148.2 | 217.3 |
| Total Intra-EAC Exports | 1,217.0 | 1,168.8 | 1,280.0 | 1,544.4 | 1,593.0 |
| Percent Share of Intra-Re-exports | 12.2 | 11.0 | 11.0 | 9.6 | 13.6 |



Intra-EAC Re-Exports

In 2012, Kenya's intra-EAC re-exports increased by 46.6 percent from US\$ 148.2 million in 2011 to US\$ 217.3 million. The share of re-exports to total exports to the EAC countries increased to 13.6 percent compared to 9.6 percent recorded in 2011.

Re-exports to Tanzania and Rwanda more than doubled to US\$ 69.4 million and US\$ 26.4 million respectively, while those to Uganda increased by 7.4 percent to US\$ 118.6 million during the same period. Re-exports to Burundi however stagnated at 2011 level. Re-exports to Rwanda mainly comprised of fertilizers, mineral fuels and pharmaceutical products while major re-exports to Tanzania were mineral fuels and pharmaceutical products.

The main re-exports to Uganda were mineral fuels, motor vehicles, fertilizers and pharmaceutical products.

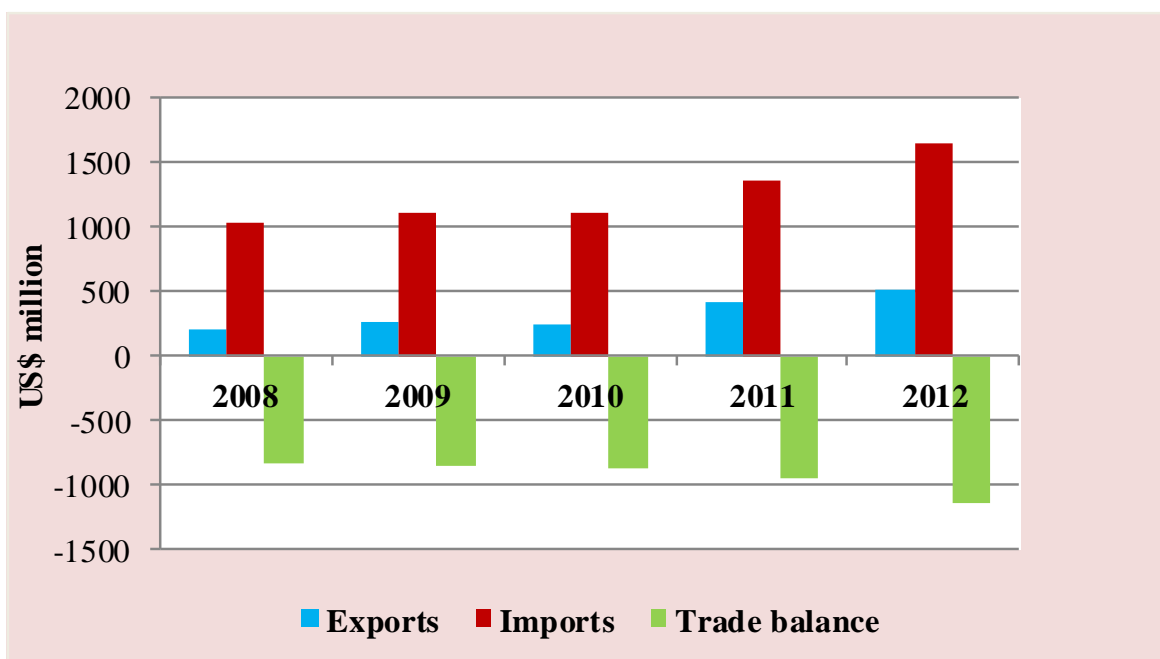
4.3 Rwanda's International Trade

In 2012, Rwanda's total trade increased by 21.7 percent to US\$ 2,162.8 million from US\$ 1,778.1 million in 2011. The trade deficit widened by US\$ 204 million to US\$ 1,145 million, mainly due to faster growth in imports. Total exports increased by 21.6 percent or US\$ 90 million percent while imports grew by 21.7 or US\$ 295 million.

4.3.1 Imports

In 2012, Rwanda's Imports increased by 21.7 percent, from US\$ 1,359.2 million in 2011 to US\$ 1,654.1 million. Major imports included machinery equipment, electrical machinery, mineral fuel, and motor vehicles. The main sources of Rwanda's imports were EAC, EU, China and India, accounting for 27.7 percent, 16.9 percent 13.2 percent and 8.3 percent, respectively.

Figure 4.11: Rwanda's Total Exports, Imports and Trade Balance, 2008-2012



Source: RRA and NISR

Figure 4.12: Rwanda's Imports by Country/Region of Origin (Percent Shares)



Source: RRA and NISR

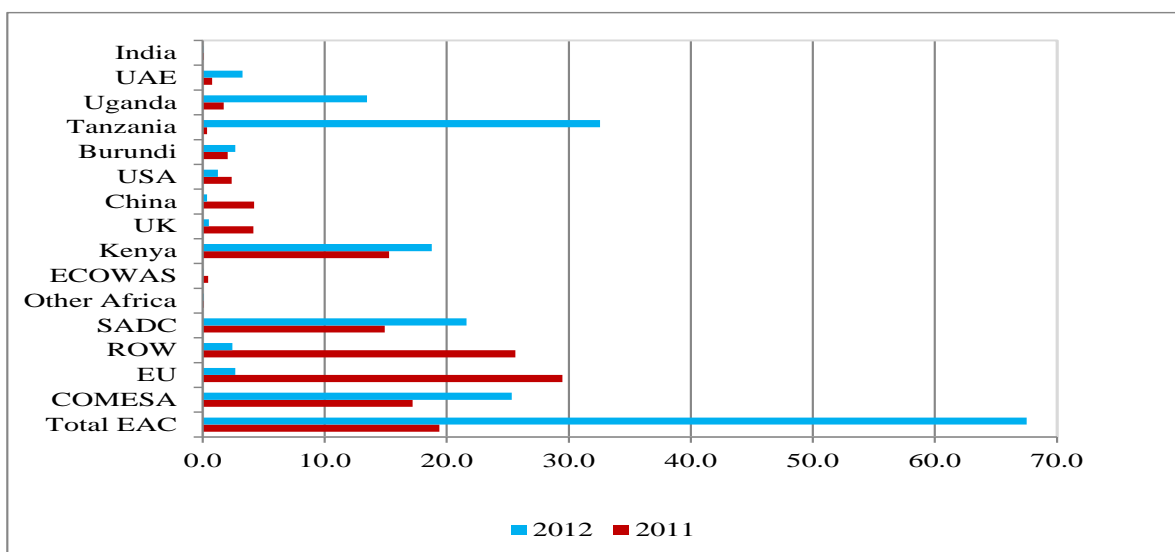
4.3.2 Domestic Exports

Domestic exports increased from US\$ 371.1 million in 2011 to US\$ 416.9 million in 2012, representing an increase of 12.3 percent. The main domestic exports included coffee and tea and ores, slag and ash, which accounted for about 71 percent of domestic exports. During the review period, domestic exports of coffee and tea increased by 22.4 percent to US\$ 158.34 million while ore, slag and ash declined by 14.5 percent to US\$ 136.1 million.

2012
RWANDA:
Trade Expanded by 21.7%
Exports Expanded by 21.6%
Exports rose by 21.7%

Rwanda's exports in 2012 were mainly destined to EAC, COMESA and SADC regions, with their shares increasing to 67.5 percent, 25.3 percent and 21.6 percent, respectively from 19.4 percent, 17.2 percent and 14.9 percent in 2011. The share of domestic exports to the EU region declined substantially from 29.5 percent in 2011 to 2.7 percent in 2012.

Figure 4.13: Rwanda's Domestic Exports by Destination (Percent Share)



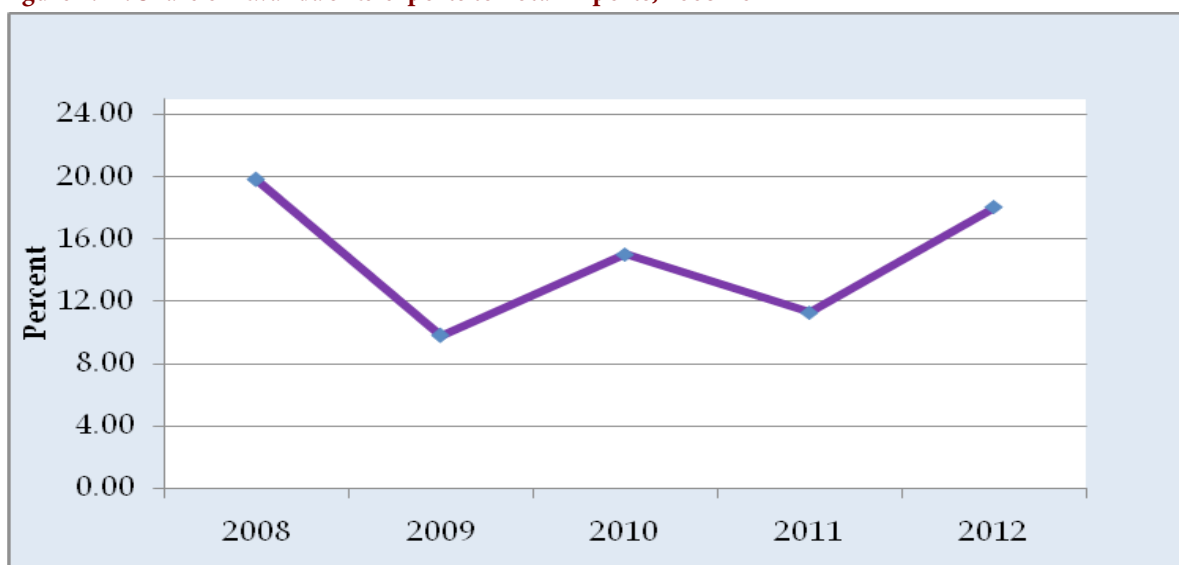
Source: RRA and NISR

4.3.3 Re-exports

The share of Rwanda's re-exports to total exports increased from 11.3 percent in 2011 to 18.06 percent in 2012. The value of re-exports also went up by 94.6 percent from US\$ 47.23 million in 2011 to US\$ 91.89 million in 2012. The main re-export products included: petroleum fuels and motor vehicles.

11.3%
increase in Rwanda's
re-exports

Figure 4.14: Share of Rwanda's Re-exports to Total Exports, 2008-2012

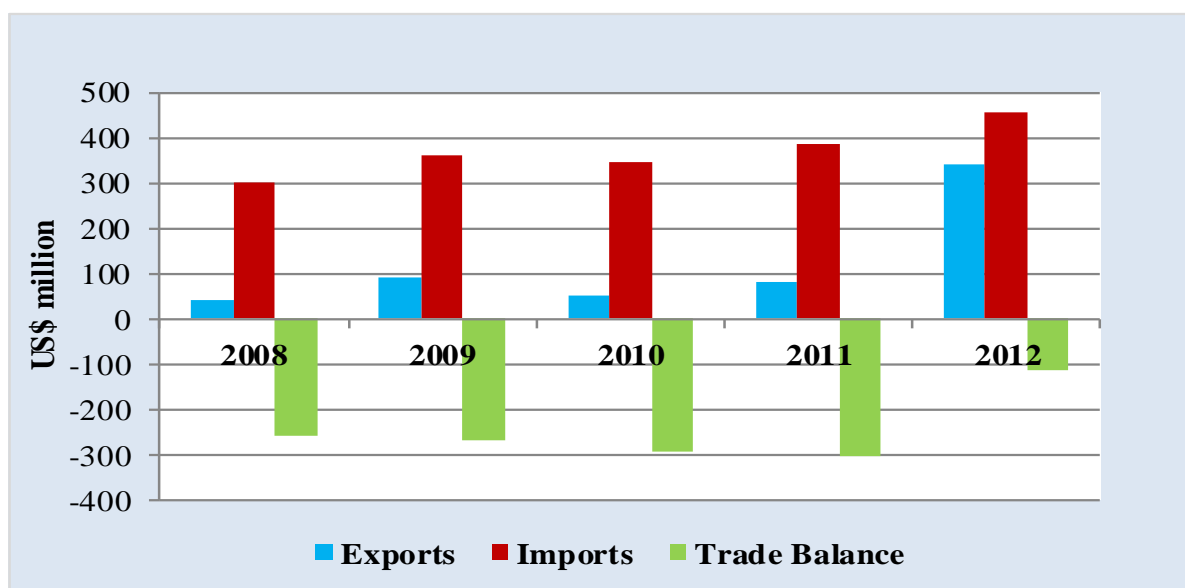


Source: RRA and NISR

4.3.4 Intra EAC Trade

In 2012, Rwanda's total trade with EAC increased by 71.9 percent to US\$ 801.29 million from US\$ 466.21 million in 2011. Uganda was Rwanda's major trading partner within the EAC contributing 37.9 percent of total EAC trade in 2012 followed by Tanzania with 30.3 percent, Kenya with 28.8 percent and Burundi 3.1 percent. Rwanda's trade balance with the EAC Partner States narrowed by 62.4 percent to a deficit of US\$ 114.4 million in 2012 from a deficit of US\$ 303.9 million in 2011 largely attributed to faster growth in exports relative to imports.

Figure 4.15: Rwanda's Trade with EAC Partner States, 2008-2012



Source: RRA and NISR

Table 4.5: Rwanda's Trade with EAC Partner States, 2008-2012, (US\$ million)

| | | 2008 | 2009 | 2010 | 2011 | 2012 | % change | | | | |
|-----------|---------------|--------|--------|--------|--------|--------|----------|-------|-------|-------|--------|
| | | | | | | | 2008 | 2009 | 2010 | 2011 | 2012 |
| Burundi | Imports | 3.6 | 4.3 | 1.5 | 3.6 | 10.9 | 73.7 | 21.1 | -64.6 | 136.8 | 202.3 |
| | Exports | 5.5 | 5.0 | 3.9 | 8.5 | 13.6 | -22.9 | -9.1 | -22.1 | 117.9 | 60.0 |
| | Total trade | 9.1 | 9.3 | 5.4 | 12.1 | 24.6 | -1.4 | 2.8 | -41.7 | 123.2 | 102.4 |
| | Trade Balance | 2.0 | 0.7 | 2.4 | 4.9 | 2.7 | -61.6 | -63.8 | 235.6 | 105.8 | -45.0 |
| Kenya | Imports | 129.0 | 152.7 | 123.5 | 118.4 | 135.2 | 50.5 | 18.4 | -19.1 | -4.1 | 14.2 |
| | Exports | 31.3 | 82.2 | 38.8 | 63.8 | 95.6 | -8.9 | 162.5 | -52.8 | 64.5 | 49.7 |
| | Total trade | 160.3 | 234.9 | 162.3 | 182.2 | 230.8 | 33.5 | 46.6 | -30.9 | 12.3 | 26.6 |
| | Trade Balance | -97.6 | -70.5 | -84.7 | -54.6 | -39.7 | 90.3 | -27.8 | 20.1 | -35.6 | -27.3 |
| Tanzania | Imports | 25.6 | 54.6 | 65.5 | 73.9 | 77.0 | 62.7 | 113.8 | 19.9 | 12.8 | 4.1 |
| | Exports | 0.8 | 1.2 | 2.1 | 1.5 | 165.7 | 115.4 | 38.1 | 80.2 | -25.9 | 10,604 |
| | Total trade | 26.4 | 55.8 | 67.6 | 75.4 | 242.7 | 64.1 | 111.4 | 21.2 | 11.6 | 221.6 |
| | Trade Balance | -24.7 | -53.5 | -63.4 | -72.4 | 88.8 | 61.5 | 116.3 | 18.6 | 14.1 | -222.7 |
| Uganda | Imports | 145.3 | 151.8 | 154.0 | 189.1 | 234.7 | 47.4 | 4.5 | 1.5 | 22.8 | 24.1 |
| | Exports | 5.7 | 4.8 | 5.6 | 7.2 | 68.6 | 79.8 | -16.0 | 17.3 | 28.9 | 846.9 |
| | Total trade | 151.0 | 156.6 | 159.7 | 196.4 | 303.3 | 48.5 | 3.7 | 1.9 | 23.0 | 54.4 |
| | Trade Balance | -139.6 | -147.0 | -148.4 | -181.9 | -166.2 | 46.4 | 5.4 | 0.9 | 22.6 | -8.6 |
| Intra EAC | Imports | 303.3 | 363.5 | 344.6 | 385.1 | 457.8 | 50.2 | 19.8 | -5.2 | 11.8 | 18.9 |
| | Exports | 43.4 | 93.2 | 50.4 | 81.2 | 343.5 | -3.8 | 114.8 | -45.9 | 60.9 | 323.2 |
| | Total trade | 346.7 | 456.6 | 395.0 | 466.2 | 801.3 | 40.3 | 31.7 | -13.5 | 18.0 | 71.9 |
| | Trade Balance | -260.0 | -270.3 | -294.1 | -303.9 | -114.4 | 65.7 | 4.0 | 8.8 | 3.3 | -62.4 |

Intra EAC Imports

Rwanda's imports from EAC Partner States increased by 18.90 percent from US\$ 385.1 million in 2011 to US\$ 457.8 million in 2012. Uganda remained the dominant source of Rwanda's imports accounting for 51.3 percent of total intra EAC imports. The main products imported from Uganda included fats, salt, soaps, textiles, iron and steel, cereals and sugar. Kenya was second with a share of 29.5 percent, importing iron and steel, fats, fuels and pharmaceutical products. Tanzania accounted for 16.81 percent and Burundi 2.4 percent.

Intra EAC Domestic Exports

Rwanda's domestic exports to EAC Partner States increased to US\$ 312.24 million in 2012 from US\$ 71.12 million in 2011. The increase was largely attributed to a substantial increase in domestic exports to mainly to Uganda, Kenya and Tanzania. The main export products included: coffee and tea, ore, slag and ash, raw hides and skin and cereals.

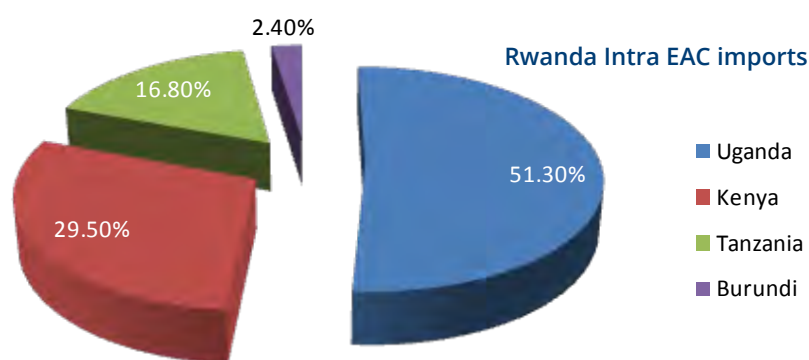


Table 4.6: Intra-EAC Exports, 2008-2012 (US\$ million)

| Intra-EAC Export Flows | 2008 | 2009 | 2010 | 2011 | 2012 |
|-----------------------------------|------|------|------|------|-------|
| Intra-EAC Domestic Exports | 35.2 | 88.3 | 45.4 | 71.1 | 312.3 |
| Intra-EAC Re-exports | 2.7 | 4.9 | 5.1 | 10.0 | 31.1 |
| Total Intra-EAC Exports | 37.9 | 93.2 | 50.4 | 81.2 | 343.5 |
| Percent Share of Intra-Re-exports | 7.1 | 5.2 | 10.0 | 12.4 | 9.1 |

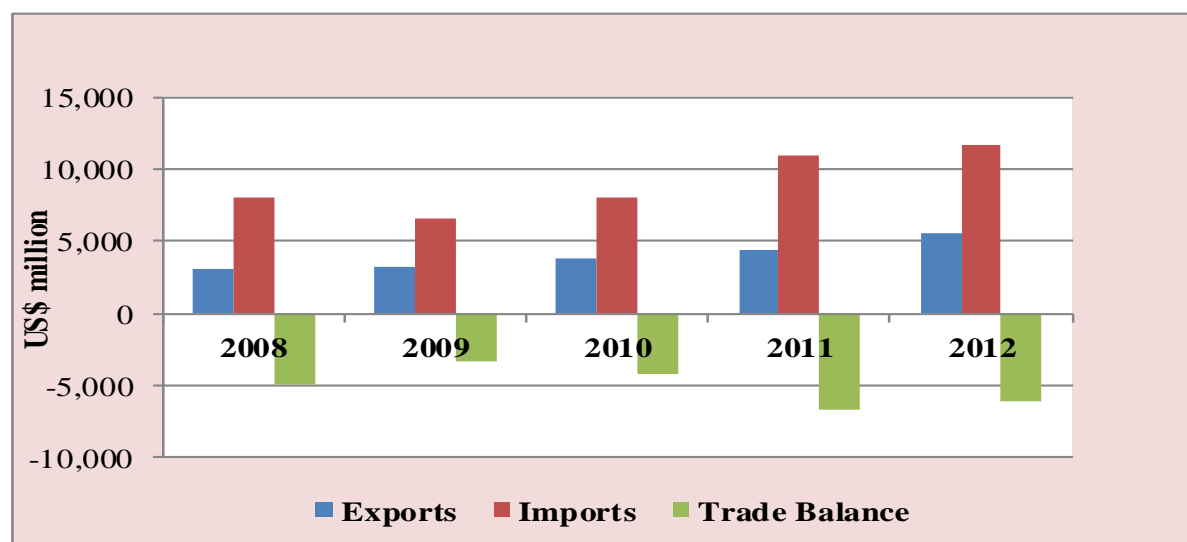
Source: RRA and NISR

Intra EAC Re-Exports

Rwanda's re-exports to the EAC Partner States increased to US\$ 31.1 million in 2012 compared to US\$ 10.0 million registered in the 2011. The main re-exports to EAC comprised of mineral fuels, vehicles and ores.

4.4 Tanzania's International Trade

In 2012, Tanzania's total trade increased by 12.1 percent to US\$ 17,265.0 million compared to US\$ 15,408 million in 2011. The increase was largely driven by faster growth in exports of 27.12 percent relative to import growth of 6.1 percent. Consequently, Tanzania's trade deficit narrowed to US\$ 6,171 million from US\$ 6,680 million in the year in 2011.

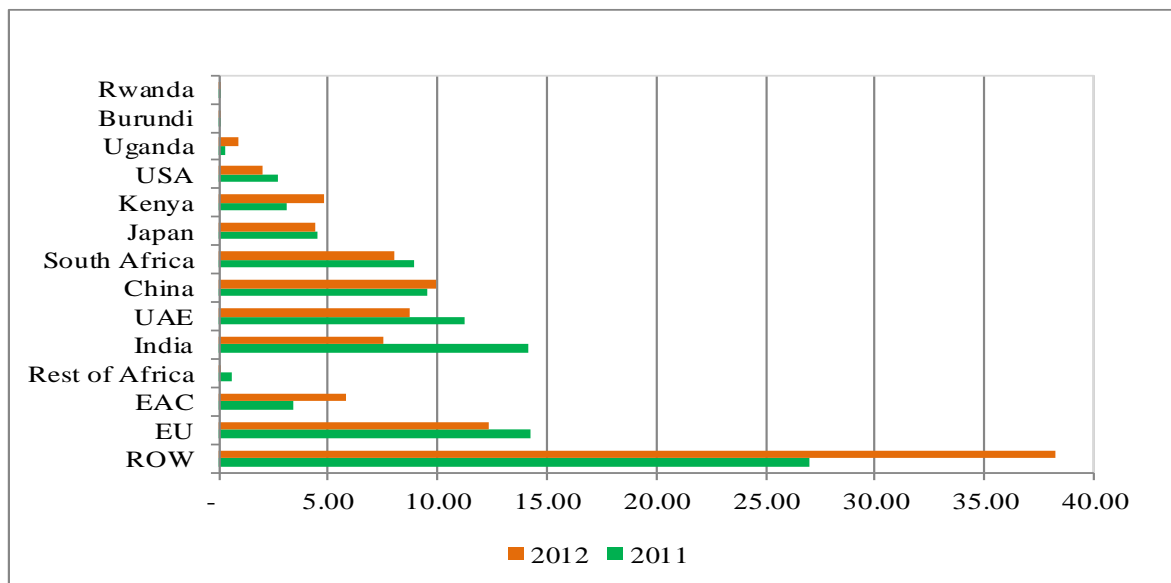
Figure 4.16: Tanzania's Exports, Imports and Trade Balance, 2008-2012

Source: TRA and NBS

4.4.1 Imports

The value of imported goods was US\$ 11,718.0 million in 2012 compared to US\$ 11,044.1 million in 2011. The major import categories included: mineral fuels, vehicles and electrical machinery, which accounted for 32.7 percent, 9.6 percent and 6.4 percent respectively. In 2012, mineral fuels increased by 6.4 percent compared to a 60 percent increase in 2011. This was partly attributed to improved power supply from other sources such as hydropower and natural gas that reduced the domestic demand of oil for power generation. The top five major sources of Tanzania's imports in 2012 were EU, China, UAE, South Africa and India which accounted for about 47 percent of total imports to Tanzania. The share of imports from rest of the world increased significantly to 39.2 percent as a Suisse Company won the tender to supply petroleum products under the bulk procurement system (BPS) as well as importation of capital goods from Canada and Australia directed to mining activities.

Figure 4.17: Tanzania's Imports by Country/Region of Origin (Percent Shares)



Source: TRA and NBS

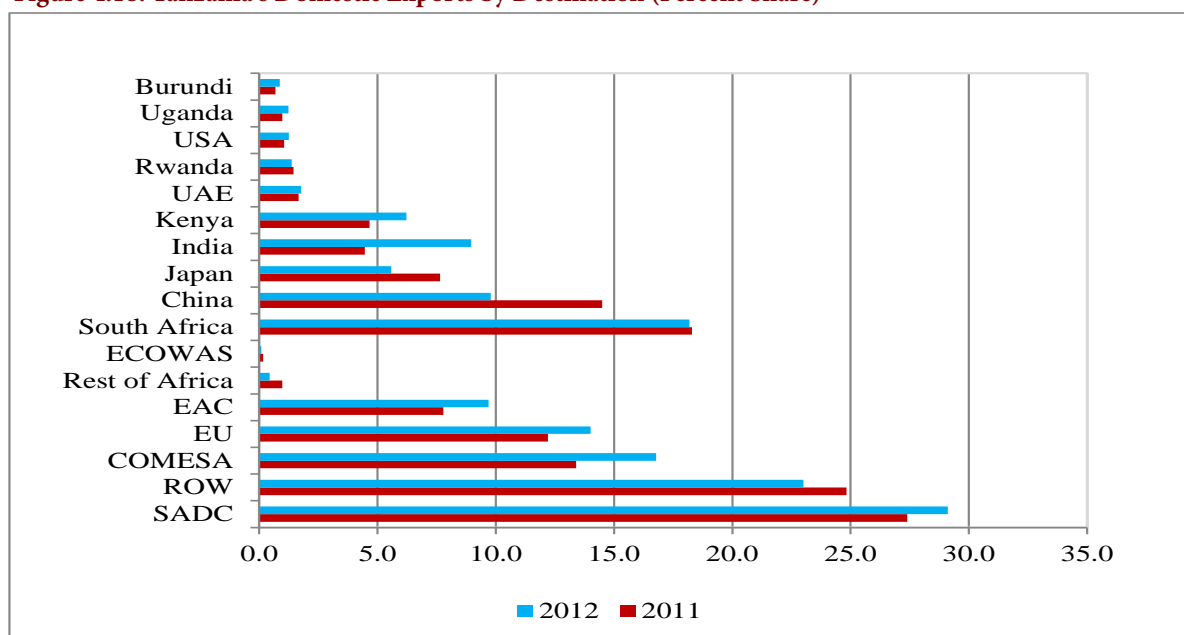
4.4.2 Domestic Exports

Tanzania's domestic exports was US\$ 5,361.4 million in 2012 compared to US\$ 4,262.7 million in 2011, with exports of traditional commodities (i.e. major agricultural cash crop) increasing by 40 percent to US\$ 956.7 million in 2012. The performance was largely attributable to good weather in growing areas that led to substantial increase in the export volumes of cotton, tobacco, coffee and cashew nuts. The value of manufactured goods increased to US\$ 1,047.3 million compared to US\$ 861.5 million in 2011. The increase was partly associated with improved industrial production as power supply continued to stabilize. Exports of manufactured goods include textile apparels, edible oil, wheat

flour, glass and glassware, products of iron and steel, paper and paper products. On the other hand, gold continued to take the lead of Tanzania's domestic exports. However, its share declined to 43 percent from over 45 percent of total domestic exports mainly driven by a decline in export volumes as gold prices in the world market kept on increasing.

The value of gold exports amounted to US\$ 2,107.4 million compared to US\$ 2,224.1 million in 2011. The main destination of Tanzania's exports were South Africa, European Union, China, India, SADC, COMESA, Kenya and Japan which accounted for about 72 percent of the country's domestic exports.

Figure 4.18: Tanzania's Domestic Exports by Destination (Percent Share)

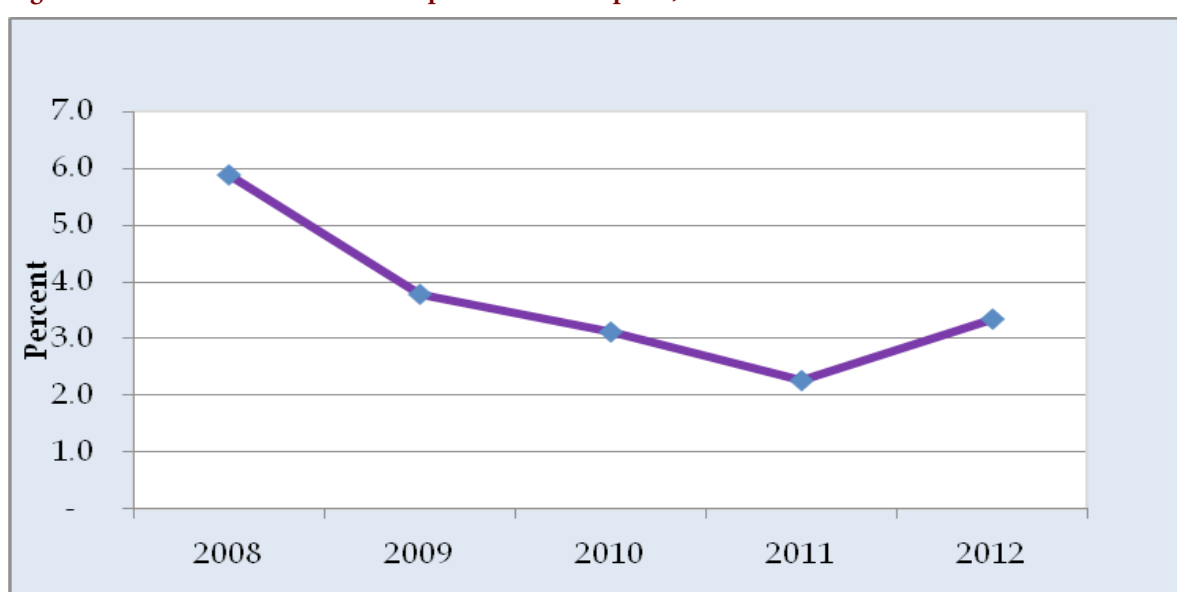


Source: TRA and NBS

4.4.3 Re-exports

During 2012, Tanzania's re-exports recorded an increase of about 84 percent to US\$ 185.8 million compared to US\$ 101.1 million in the preceding year. The increase was more pronounced in wheat grains and fertilizers. Other re-export commodities include machinery and motor vehicles. Most of the re-exports were destined to neighbouring landlocked countries such as Uganda, Rwanda and Democratic Republic of Congo (DRC).

Figure 4.19: Share of Tanzania's Re-exports to Total Exports, 2008-2012



4.4.4 Tanzania's Intra-EAC Trade

In 2012, the share of Tanzania's trade with other EAC Partner States to total EAC trade increased by 7.2 percent compared to an increase of 6.5 percent in 2011. During the review period, Tanzania's intra EAC trade amounted to US\$ 1,291.9 million, being 64.1 percent higher than 2011. The increase was driven by a rise in both intra EAC imports and exports. However, intra EAC imports increased relatively faster than intra EAC exports hence recording a trade deficit with other EAC Partner States. Tanzania's trade with Kenya and Uganda recorded a deficit while trade with Rwanda and Burundi was in surplus.

72%
increase in Tanzania's
intra-EAC trade

in 2012, Tanzania's trade with Kenya and Uganda recorded a deficit while trade with Rwanda and Burundi was in surplus.

Figure 4.20: Tanzania's Trade with EAC Partner States, 2008-2012



Source: TRA and NBS

Intra EAC Imports

Tanzania's intra EAC imports increased by about 80 percent reaching at US\$ 678.6 million in 2012 compared with US\$ 378.1 million recorded in the preceding year. There were significant increases in imports originating from Kenya and Uganda. During the review period, imports from Kenya accounted for 83 percent of total intra EAC imports and increased by 66.3 percent to US\$ 564.2 million while those from Uganda went up by almost three folds to US\$ 108.4 million from US\$ 36.4 million in 2011. Items that recorded increases from Kenya were cruise ships while cotton seeds and maize grains were the main import items from Uganda.

Intra EAC Domestic Exports

In 2012, Tanzania's domestic exports to EAC Partner States increased by 43.3 percent to US\$ 519.8 million from US\$ 362.7 million in 2011. There was an increase in exports from Tanzania to all EAC Partner States with domestic exports to Kenya recording the highest growth of 53.5 percent to US\$ 333.4 million. Export items to Kenya included: oil cakes, maize, petroleum products and potatoes. Rwanda was second after Kenya as a major destination of Tanzania's exports followed by Uganda and Burundi.

Table 4.7: Tanzania's Trade with EAC Partner States, 2008-2012, (US\$ million)

| | | 2008 | 2009 | 2010 | 2011 | 2012 | % Change | | | | |
|-----------|---------------|--------|--------|-------|--------|---------|----------|-----------|---------|-------|--------|
| | | | | | | | 2008 | 2009 | 2010 | 2011 | 2012 |
| Kenya | Imports | 408.2 | 304.5 | 276.0 | 339.3 | 564.2 | 294.1 | -25.4 | -9.3 | 22.9 | 66.3 |
| | Exports | 251.7 | 192.9 | 210.4 | 221.4 | 349.7 | 104.0 | -23.4 | 9.1 | 5.2 | 58.0 |
| | Total trade | 659.9 | 497.4 | 486.4 | 560.7 | 913.9 | 190.7 | -24.6 | -2.2 | 15.3 | 63.0 |
| | Trade Balance | -156.5 | -111.6 | -65.6 | -118.0 | -214.6 | -888.6 | -28.7 | -41.2 | 79.9 | 81.9 |
| Uganda | Imports | 17.1 | 12.1 | 17.9 | 36.4 | 108.3 | 164.2 | -29.1 | 47.3 | 103.7 | 197.4 |
| | Exports | 58.7 | 51.7 | 60.4 | 52.6 | 103.2 | 27.5 | -12.1 | 16.9 | -12.8 | 96.0 |
| | Total trade | 75.8 | 63.8 | 78.3 | 89.1 | 211.5 | 44.3 | -15.9 | 22.7 | 13.8 | 137.5 |
| | Trade Balance | 41.6 | 39.5 | 42.5 | 16.2 | -5.2 | 5.1 | -5.0 | 7.6 | -61.9 | -132.0 |
| Burundi | Imports | 0.4 | 0.3 | 0.6 | 0.8 | 3.9 | 1,974.0 | -27.5 | 92.8 | 30.0 | 398.6 |
| | Exports | 0.0 | 24.6 | 37.1 | 39.9 | 54.6 | 0.0 | 0.0 | 50.5 | 7.5 | 37.0 |
| | Total trade | 0.4 | 24.9 | 37.7 | 40.6 | 58.5 | 1,974.0 | 5,713.9 | 51.0 | 7.9 | 44.0 |
| | Trade Balance | -0.4 | 24.3 | 36.5 | 39.1 | 50.7 | 1,974.0 | -5,768.8 | 50.0 | 7.1 | 29.8 |
| Rwanda | Imports | 0.1 | 0.0 | 1.4 | 1.6 | 2.1 | 241.1 | -61.6 | 7,202.7 | 12.1 | 34.1 |
| | Exports | 0.0 | 15.8 | 86.4 | 95.2 | 105.8 | 0.0 | 0.0 | 446.6 | 10.2 | 11.2 |
| | Total trade | 0.1 | 15.8 | 87.8 | 96.7 | 108.0 | 241.1 | 31,387.5 | 454.8 | 10.2 | 11.6 |
| | Trade Balance | -0.1 | 15.8 | 85.0 | 93.6 | 103.7 | 241.1 | -31,510.7 | 438.3 | 10.1 | 10.8 |
| Intra-EAC | Imports | 425.8 | 316.9 | 295.9 | 378.1 | 678.6 | 286.8 | -25.6 | -6.6 | 27.8 | 79.5 |
| | Exports | 310.5 | 285.0 | 394.3 | 409.0 | 613.3 | 83.2 | -8.2 | 38.3 | 3.7 | 49.9 |
| | Total trade | 736.3 | 601.9 | 690.2 | 787.1 | 1,291.9 | 163.4 | -18.2 | 14.7 | 14.1 | 64.1 |
| | Trade Balance | -115.3 | -31.9 | 98.4 | 30.9 | -65.3 | -294.2 | -72.3 | -408.1 | -68.6 | -311.4 |

Table 4.8: Tanzania's Intra-EAC Exports, 2008-2012 (US\$ million)

| Intra-EAC Export Flows | | 2008 | 2009 | 2010 | 2011 | 2012 |
|------------------------|-----------------------------------|-------|-------|-------|-------|-------|
| Tanzania | Intra EAC Domestic Exports | 293.8 | 272.1 | 400.9 | 362.7 | 519.8 |
| | Intra EAC Re-exports | 16.7 | 12.9 | 61.7 | 46.3 | 93.5 |
| | Intra EAC Total Exports | 310.5 | 285.0 | 462.7 | 409.0 | 613.3 |
| | Percent Share of Intra-Re-exports | 5.4 | 4.5 | 13.3 | 11.3 | 15.2 |

Source: TRA and NBS

Intra EAC Re-Exports

Tanzania's re-exports to EAC Partner States almost doubled to US\$ 93.5 million in 2012 compared to US\$ 46.3 million in 2011, mainly driven by an increase in re-exports of wheat, fertilizers, petroleum products and machinery equipment. During the review period, Uganda was the main destination of re-exports followed by Rwanda. The main re-exports products to Uganda included: wheat grains, machinery equipment and fertilizers and electrical equipments to Rwanda.

2012
Tanzania's
intra-regional
re-exports almost
double from
US\$ 46.3 mil in 2011
to US\$ 93.5mil

4.5 Uganda's International Trade

In 2012, Uganda's total trade increased by 7.9 percent to US\$ 8,400 million. This was attributed to an increase of 9.2 percent and 7.3 percent in exports and imports respectively. Exports increased from US\$ 2,159.1 million in 2011 to US\$ 2,357.5 million in 2012 on account of an increase in international commodity prices. Imports increased from US\$ 5,630.9 million in 2011 to US\$ 6,042.8 million in 2012, this was on account of increased demand for petroleum products and capital goods.

Uganda's total trade with India registered a 35.2 percent increase in 2012. For the period under review, imports from India increased by 36.4 percent to US\$ 1,266.2 million, while exports decreased by 25.2 percent to US\$ 14.4 million.

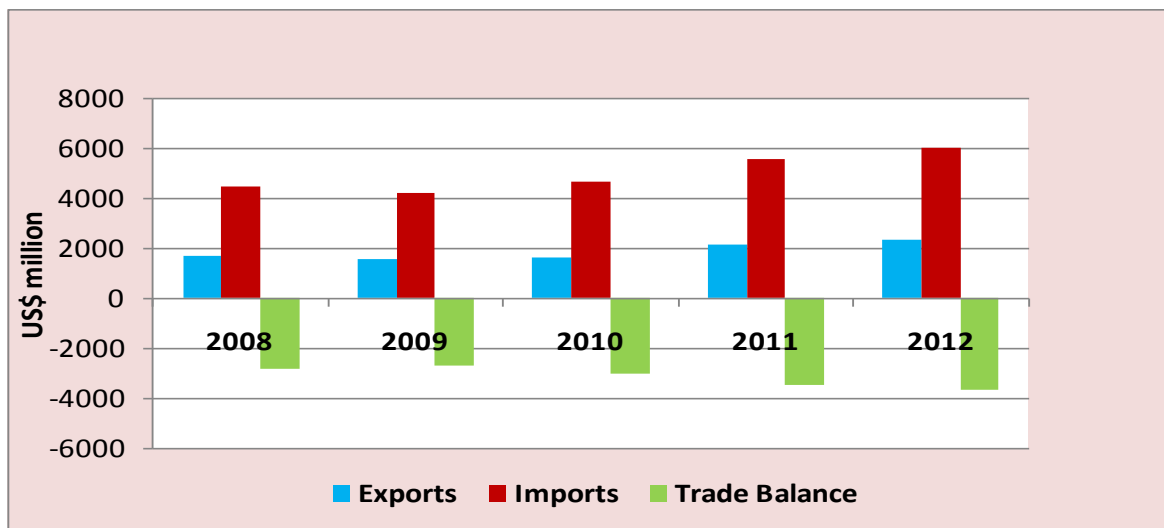
With the exception of COMESA, Uganda continued to register trade deficits with other regional trade blocs. In 2012, Uganda's trade surplus with COMESA (excluding Rwanda, Burundi and Kenya), stood at US\$ 577.2 million, this was an increase of 30.2 percent, when compared to the surplus recorded in 2011.

Uganda's trade deficit with India and China worsened by 37.7 percent and 32.2 percent to US\$ 1,251.8 million and US\$ 655.2 million, respectively, while the trade deficit with Japan improved by 0.5 percent to US\$ 318.0 million in 2012. Trade deficit with EU worsened by 1.6 percent to US\$ 241.4 million, with UK accounting for over 28.6 percent of the deficit.

The other trading partners with which Uganda recorded trade deficits in 2012 were SADC (Excluding Tanzania) and UAE estimated at US\$ 100.6 million and US\$ 274.4 million, respectively.

The resultant deteriorating trade balance was due to continued export of raw materials, import of highly valued manufactured and consumer goods amid limited penetration and access to new markets. Figure 4.10 summarises the developments of Uganda's international trade.

Figure 4.21: Uganda's Total Exports, Imports and Trade Balance, 2008 -2012



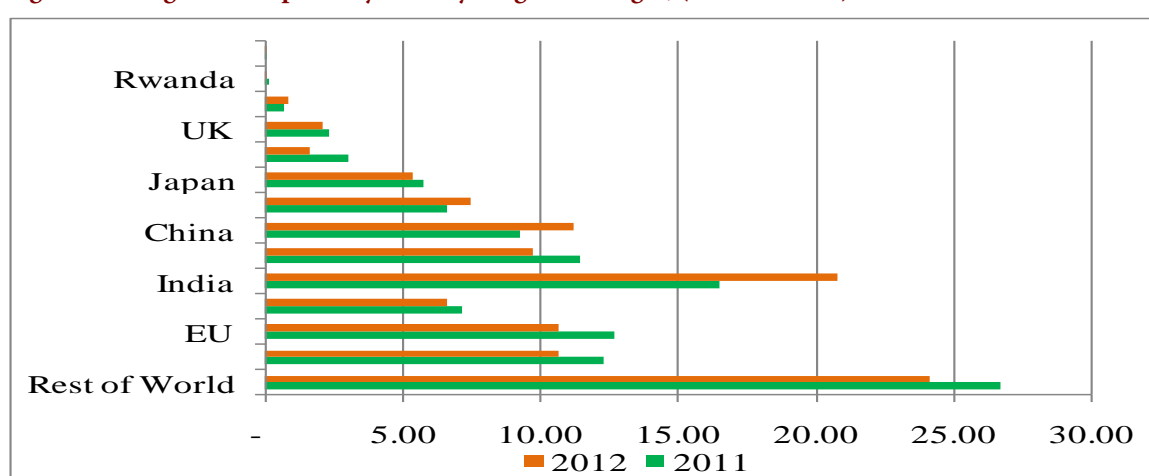
Source: UBOS, BOU and URA

4.5.1 Imports

Uganda's imports bill increased by 7.3 percent from US\$ 5,630.9 million in 2011 to US\$ 6,042.8 million in 2012. This increase was mainly attributable to an increase in international oil prices. The major items imported into Uganda included; petroleum products, road vehicles, machinery, cereals, telecommunication equipment, medical & pharmaceutical products and iron & steel. The major sources of Uganda's imports were India, China, EU, Kenya, United Arab Emirates and Japan.

2012
Uganda's domestic exports decreased by 0.02% to US\$ 1563.7mil from US\$ 1,564.0mil in 2011

Figure 4.22: Uganda's Import's by country /Region of origin, (Percent Share)



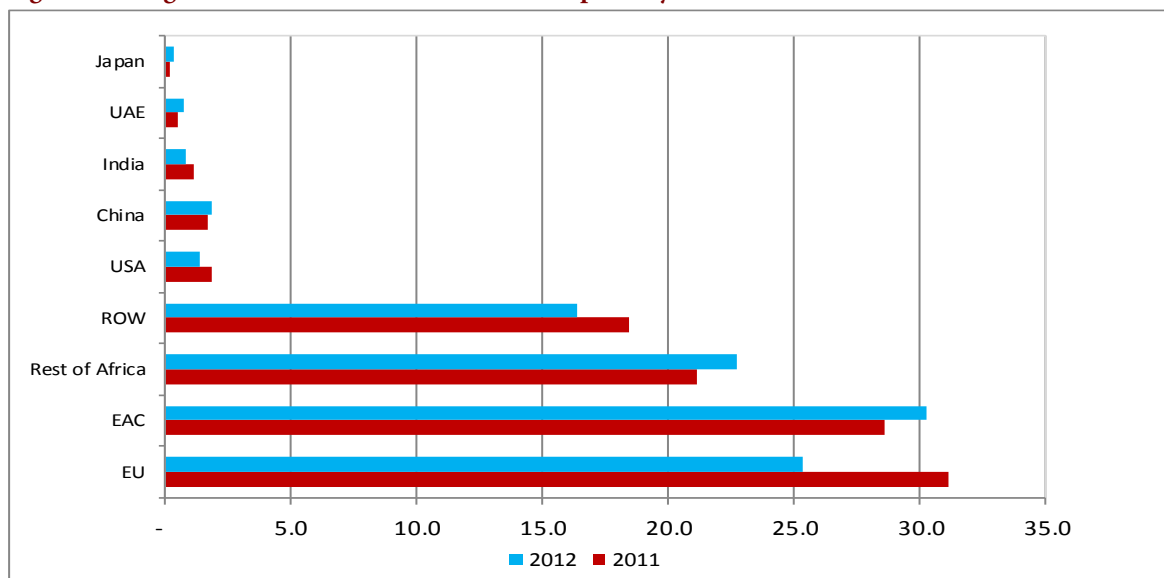
4.5.2 Domestic Exports

In 2012, Uganda's domestic exports decreased marginally by 0.02 percent to US\$ 1,563.7 million from US\$ 1,564.0 million in 2011. The major regional destination of Uganda's domestic exports included EAC, EU and other Africa accounting for 30.3 percent, 25.4 percent and 23.2 percent respectively. Whereas there was an increase in share of exports to EAC region from 27.3 percent in 2011 to 30.3 percent in 2012, the value of domestic exports to EAC region grew by 11.0 percent from US\$ 426.8 million in 2011 to US\$ 473.6 million in 2012. The major domestic products exported in 2012 included coffee, tea, fish, cement, tobacco and cotton.

Uganda's major domestic exports:

- Coffee
- Cement
- Tobacco
- Cotton
- Fish
- Tea

Figure 4.23: Uganda's Percent Share of Domestic Exports by Destination



Source: UBOS, BOU and URA

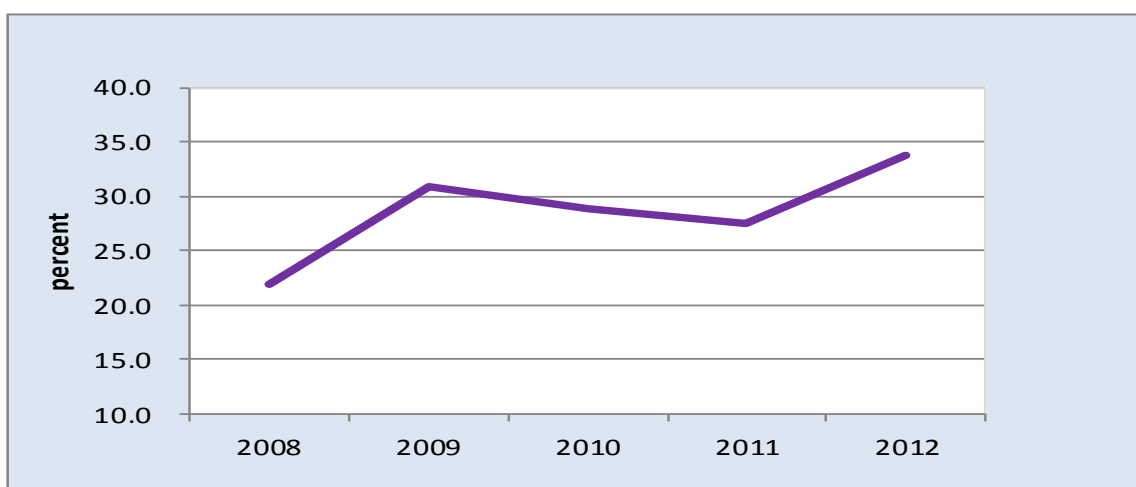
4.5.3 Re-Exports

Uganda's re-exports increased by 33.4 percent to US\$ 793.8 million in 2012 from US\$ 595.1 million in 2011. The main items re-exported include; telephones, petroleum products, sugar & confectionary, rice and animal & vegetable fats & oil. Total re-exports accounted for 33.7 percent of Uganda's total exports. Figure 4.13 shows trends of the proportion of re-exports to total exports.

2012

Uganda's re-exports increased by 33.4%

Figure 4.24: Uganda's Re-exports as a percent of Total Exports 2008-2012

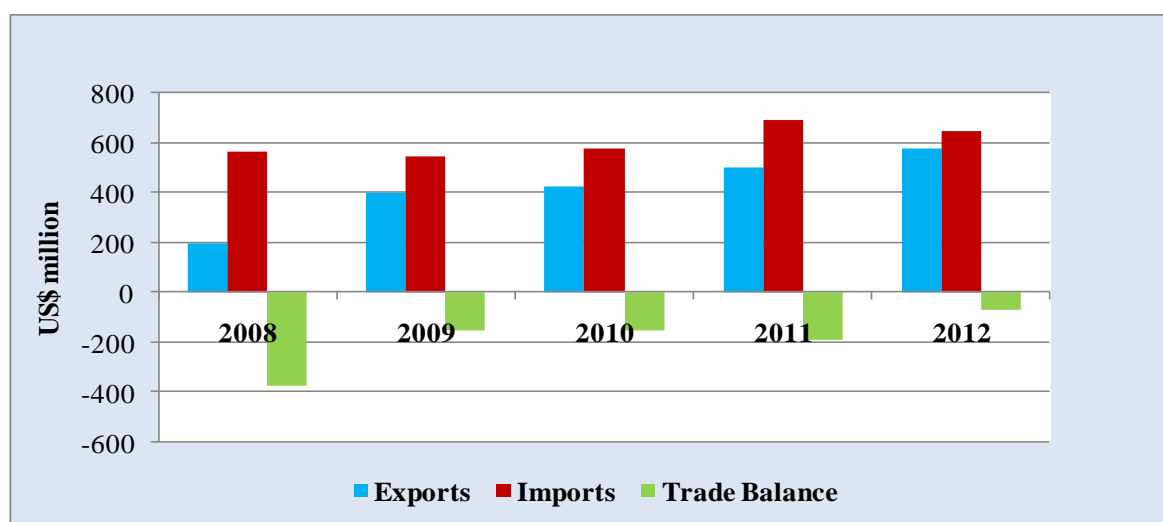


Source: UBOS, BOU and URA

4.5.4 Intra EAC Trade

In 2012, Uganda's total trade with EAC partner states increased by 2.6 percent to US\$ 1,227.2 million on account of increased exports and imports. The trade balance with EAC partner states narrowed from a deficit of US\$ 188.7 million in 2011 to US\$ 66.7 million in 2012. The improvement in the trade balance deficit was due to faster growth in exports coupled with slowdown in import growth.

Figure 4.25: Uganda's Trade with EAC Partner States, 2008-2012 (US\$ million)



Source: UBOS, BOU and URA

Table 4.9: Uganda's Trade with EAC Partner States, 2008-2012 (US\$ million)

| | | 2008 | 2009 | 2010 | 2011 | 2012 | % | | | | |
|-----------|---------------|--------|--------|---------|---------|---------|--------|-------|-------|--------|-------|
| | | 2008 | 2009 | 2010 | 2011 | 2012 | 2008 | 2009 | 2010 | 2011 | 2012 |
| Burundi | Imports | 0.9 | 0.4 | 1.1 | 2.2 | 1.4 | 15.5 | -53.1 | 154.8 | 101.4 | -35.1 |
| | Exports | 45.4 | 55.8 | 51.3 | 41.5 | 46.1 | 6.2 | 22.9 | -7.9 | -19.3 | 11.2 |
| | Total trade | 46.3 | 56.2 | 52.4 | 43.6 | 47.5 | 6.4 | 21.4 | -6.7 | -16.8 | 8.9 |
| | Trade Balance | 44.5 | 55.3 | 50.2 | 39.3 | 44.7 | 6.1 | 24.4 | -9.2 | -21.9 | 13.8 |
| Rwanda | Imports | 2.9 | 3.1 | 7.4 | 7.9 | 5.4 | -24.0 | 6.7 | 140.6 | 6.6 | -32.0 |
| | Exports | 136.9 | 135.3 | 149.3 | 193.5 | 226.1 | 64.3 | -1.2 | 10.4 | 29.6 | 16.8 |
| | Total trade | 139.8 | 138.4 | 156.7 | 201.4 | 231.5 | 60.5 | -1.0 | 13.3 | 28.5 | 14.9 |
| | Trade Balance | 134.0 | 132.2 | 142.0 | 185.6 | 220.7 | 68.5 | -1.3 | 7.4 | 30.8 | 18.9 |
| Kenya | Imports | 511.3 | 502.7 | 511.5 | 644.6 | 590.2 | 3.2 | -1.7 | 1.8 | 26.0 | -8.4 |
| | Exports | 164.6 | 174.0 | 190.3 | 226.6 | 254.1 | 39.3 | 5.7 | 9.4 | 19.1 | 12.1 |
| | Total trade | 676.0 | 676.6 | 701.8 | 871.2 | 844.3 | 10.1 | 0.1 | 3.7 | 24.1 | -3.1 |
| | Trade Balance | -346.7 | -328.7 | -321.2 | -418.0 | -336.1 | -8.2 | -5.2 | -2.3 | 30.1 | -19.6 |
| Tanzania | Imports | 55.5 | 40.8 | 56.5 | 38.0 | 50.0 | 80.1 | -26.5 | 38.6 | -32.8 | 31.6 |
| | Exports | 30.5 | 33.8 | 37.6 | 42.2 | 54.0 | -0.2 | 10.6 | 11.4 | 12.2 | 28.0 |
| | Total trade | 86.0 | 74.6 | 94.1 | 80.2 | 104.0 | 40.1 | -13.3 | 26.3 | -14.8 | 29.7 |
| | Trade Balance | -25.0 | -7.0 | -18.9 | 4.2 | 4.1 | 12,342 | -71.8 | 168.9 | -122.4 | -4.4 |
| Intra-EAC | Imports | 570.6 | 547.0 | 576.5 | 692.6 | 646.9 | 7.4 | -4.1 | 5.4 | 20.1 | -6.6 |
| | Exports | 377.4 | 398.8 | 428.6 | 503.7 | 580.3 | 37.3 | 5.7 | 7.5 | 17.5 | 15.2 |
| | Total trade | 948.0 | 945.7 | 1,005.1 | 1,196.4 | 1,227.2 | 17.6 | -0.2 | 6.3 | 19.0 | 2.6 |
| | Trade Balance | -193.2 | -148.2 | -147.9 | -188.9 | -66.7 | -24.6 | -23.3 | -0.1 | 27.7 | -64.7 |

Intra EAC Imports

Uganda's imports from EAC partner states decreased by 6.6 percent from US\$ 692.6 million in 2011 to US\$ 646.9 million in 2012. The share of imports from EAC partner states to Uganda's total imports declined slightly from 12.3 percent in 2011 to 10.7 percent in 2012. Kenya remained Uganda's main source of imports accounting for 91.2 percent of Uganda's Intra-EAC imports valued at US\$ 590.2 million in 2012. The main imports from Kenya included; petroleum products, cement, cigarettes, beer made from malt, salt, paper and its products, iron and steel, plastics and pharmaceutical products.

Imports from Tanzania increased from US\$ 38.0 million recorded in 2011 to US\$ 50.0 million in 2012. The major items imported included; textiles, petroleum products, cereals and spirits. Uganda's imports from Rwanda declined to US\$ 5.3 million in 2012 while those from Burundi were recorded at US\$ 1.4 million.

Intra EAC Domestic Exports

Uganda's domestic exports to the EAC Partner States rose by 11 percent to US\$ 473.6 million in 2012 compared to US\$ 426.8 million in 2011. Domestic exports to Kenya accounted for 45.2 percent of total domestic exports to EAC region and posted a growth rate of 9.9 percent having risen from US\$ 164.1 million in 2011 to US\$ 214.0 million in 2012. The major items exported to Kenya included; tea, sugar, maize and tobacco. Exports to Rwanda rose by 13.5 percent to US\$ 188.4 million in 2012, while those to Tanzania increased by 20.5 percent to US\$ 37.2 million. However, domestic exports to Burundi declined by 3.4 percent to US\$ 34.0 million.

33.6%
increase in Uganda's
re-exports to EAC
Partner States

Table 4.10: Intra-EAC Exports, 2008-2012 (US\$ million)

| Intra-EAC Export Flows | 2008 | 2009 | 2010 | 2011 | 2012 |
|-----------------------------------|-------------|-------------|-------------|-------------|-------------|
| Intra EAC Domestic Exports | 331.7 | 329.9 | 351.0 | 426.8 | 473.6 |
| Intra EAC Re-exports | 45.8 | 68.9 | 77.6 | 76.9 | 106.6 |
| Intra EAC Total Exports | 377.4 | 398.8 | 428.6 | 503.7 | 580.3 |
| Percent Share of Intra-Re-exports | 12.1 | 17.3 | 18.1 | 15.3 | 18.4 |

Source: URA, BOU and UBOS

Intra EAC Re-Exports

In 2012, Uganda's re-exports to EAC Partner States stood at US\$ 106.6 million representing an increase of 38.6 percent. Kenya and Rwanda were the major destinations, with re-exports valued at US\$ 40.1 million and US\$ 37.7 million respectively. The major re-exports included; glass & glassware, plastics, vehicles, sugar, iron & steel and cereals.



CHAPTER 5

SPECIAL CATEGORY CONSIDERATIONS WITHIN THE EAC CUSTOMS UNION



5.1 Exemptions and Remissions

EAC Partner States are expected to reduce the levels of goods under exemptions and remissions. However, this has not been the case; Partner States have continued to record increasing value of exemption. In 2012, only Uganda recorded a decline in the value of imported goods eligible for exemptions and remissions other EAC Partner States recorded increasing values. Most of the exempted goods includes those for investment projects, aid funded projects, charitable organizations, embassies and consulate goods.

Table 5.1: Total Exemptions and Remissions Granted by EAC Partner States, 2008 – 2012 (US\$ million)

| Partner States | Heading | 2008 | 2009 | 2010 | 2011 | 2012 | % Change |
|----------------|---------------------|---------|---------|---------|---------|---------|-------------|
| | | | | | | | 2011/12 |
| Burundi | Value of Exemptions | 403.0 | 113.8 | 143.3 | 173.8 | 528.3 | 203.9 |
| | Revenue Foregone | 105.8 | 12.0 | 51.3 | 59.1 | 120.2 | 103.3 |
| | Total Trade taxes | 114.0 | 133.5 | 224.0 | 349.7 | 154.4 | -55.8 |
| | Percent Foregone | 92.9 | 9.0 | 22.9 | 16.9 | 77.8 | 360.3 |
| Kenya | Value of Exemptions | 2,306.2 | 2,705.3 | 2,932.5 | 3,620.8 | 4,421.7 | 22.1 |
| | Revenue Foregone | 566.9 | 644.4 | 601.7 | 787.0 | 934.0 | 18.7 |
| | Total Trade Taxes | 2,451.6 | 2,385.8 | 2,625.3 | 2,640.4 | 2,990.2 | 13.2 |
| | Percent Foregone | 18.8 | 21.3 | 18.6 | 23.0 | 23.8 | 3.6 |
| Rwanda | Value of Exemptions | 374.9 | 481.8 | 479.0 | 501.8 | 780.4 | 55.5 |
| | Revenue Foregone | 129.2 | 152.9 | 127.9 | 134.9 | 193.9 | 43.7 |
| | Total Trade taxes | 235.3 | 230.5 | 239.3 | 284.5 | 301.4 | 6.0 |
| | Percent Foregone | 54.9 | 66.3 | 53.5 | 47.4 | 64.3 | 35.6 |
| Tanzania | Value of Exemptions | 1,826.1 | 1,922.4 | 1,880.5 | 2,032.8 | 2,683.0 | 32.0 |
| | Revenue Foregone | 435.9 | 451.1 | 339.1 | 483.2 | 671.0 | 38.9 |
| | Total Trade Taxes | 1,440.9 | 1,414.9 | 1,518.4 | 1,600.2 | 1,800.5 | 12.5 |
| | Percent Foregone | 23.2 | 24.2 | 18.3 | 23.2 | 27.1 | 17.1 |
| Uganda | Value of Exemptions | 211.4 | 503.7 | 535.5 | 374.5 | 323.2 | -13.7 |
| | Revenue Foregone | 56.2 | 56.2 | 65.4 | 70.3 | 88.9 | 26.6 |
| | Total Trade Taxes | 1,102.0 | 1,027.2 | 1,056.6 | 1,122.5 | 1,188.7 | 5.9 |
| | Percent Foregone | 4.9 | 5.2 | 5.8 | 5.9 | 7.0 | 18.2 |

Source: Respective Customs authorities and National Statistics offices

Burundi

During 2012, the value of Burundi's imported goods under the exemptions and remission regime amounted to US\$ 528.0 million, being 203.9 percent higher compared to the amount recorded in the preceding year. Similarly, revenue foregone as a result of the exemptions increased to US\$ 120.2 million compared to US\$ 59.1 million recorded in 2011. The major items that were exempted from taxes were mainly medicines, gas oil, Portland cement, wheat, rice and fertilizers.

Kenya

In Kenya the value of goods imported under exemptions and remissions regime increased by 22.1 percent to US\$ 4,421.65 million in 2012 from US\$ 3,620.81 million in 2011. Similarly, revenue foregone increased by 18.7 percent from US\$ 787.0 million in 2011 to US\$ 934.04 million in 2012. The increase in value of imports under exemptions and remissions was on account of Export Promotion Programmes Office (EPPO) and Essential Goods Production Support Programme (EGSP). Other

exemptions included aid funded project goods, embassy and consulate goods and project goods among others.

Rwanda

Rwanda's Imports subject to exemptions increased by 55.5 percent from US\$ 501.80 million in 2011 to US\$ 780.39 million in 2012 while revenue foregone increased by 43.72 percent from US\$ 134.93 million in 2011 to US\$ 193.2 million in 2012. Trade taxes increased by 5.95 percent from US\$ 284.5 million in 2011 to US\$ 301.4 million in 2012.

Tanzania

During 2012, the value of Tanzania's imported goods under exemptions and remission regime amounted to US\$ 2,683.0 million, being 32.0 percent higher compared to amount recorded in 2011. Similarly, revenue foregone as a result of the exemptions increased to US\$ 671.0 million compared to US\$ 483.20 million recorded in 2011. The major items that were exempted from taxes were mainly sugar for industrial use; machinery spares mostly for the

mining sector, vehicles and cement for construction projects particularly roads.

Uganda

In Uganda the value of imports under exemptions and remissions regime decreased by 13.7 percent from US\$ 374.5 million in 2011 to US\$ 323.2 million in 2012.

5.2 Sensitive Goods

Analysis of sensitive goods reveals that the share of sensitive goods imported from EAC Partner States declined from 33.8 percent in 2011 to 11.7 percent in 2012. The decline was as a result of substantial reduction in the value of sensitive goods from EAC from an average of US\$ 1,350 million in 2011 to US\$ 428 million in 2012. However, sensitive goods from non EAC countries increased by 22.59 percent to US\$ 3,248 million in 2012.

Burundi

Burundi's imports of sensitive goods from non EAC Partner States recorded an increase of 70.0 percent to US\$ 88.5 million in 2012 compared to US\$ 51.9 million recorded in 2011. Goods that recorded significant increase included maize corn, rice, wheat and meslin, cereal flour, beer made from malt. The value of sensitive goods imported from EAC countries accounted for about 59.9 percent to US\$ 28.7 million in 2012 compared to US\$ 17.9 million in 2011. The imported items included: wheat flour, Portland cement, beer made from malt and rice.

Kenya


During 2012, Kenya's imports of sensitive products from non EAC countries increased by 3.5 percent to US\$ 1,248.1 million from US\$ 1,205.8 million in 2011. The increase was attributed to significant increase in imports of woven cotton fabric with manmade fibres, linen, sugar and Portland cement. However, maize imports from non EAC countries significantly decreased by 83.3 percent to US\$ 16.2 million compared from US\$ 96.5 million in 2011. There was also a registered decline in the importation of milk and cream, matches and woven fabrics from non EAC countries. Kenya's imports of sensitive goods from EAC countries increased to US\$ 109.6 million in 2012 from US\$ 58.5 million in 2011. This was attributed to increased imports of maize, sugar and packing materials.

Rwanda

In 2012, Rwanda's imports of sensitive goods from non-EAC countries increased by 39.9 percent to US\$ 159.37 million from US\$ 113.88 million in 2011. Major imports included wheat and meslin, cane sugar, vehicles and clothes. Rwanda's imports of sensitive goods from EAC countries increased by 25.4 percent, from US\$ 95.88 million in 2011 to US\$ 120.1 million in 2012. Major sensitive products imported by Rwanda from EAC partner states included: cement, sugar, clothes and maize.

Tanzania

Tanzania's imports of sensitive goods from non EAC Partner States increased by 45.1 percent to US\$ 1,061.3 million in 2012 compared to US\$ 731.18 million recorded in 2011. Goods that recorded significant increase include: cane sugar,



2
0
1
6

The share of sensitive goods imported from EAC Partner States declined from 33.8% in 2011 to 11.7% in 2012.

manufactured tobacco, cement, and sacks for packing goods, primary cells and batteries. The value of sensitive goods imported from non-EAC countries accounted for about 94 percent of total imported sensitive products. Wheat grains continued to dominate the list of imported sensitive goods accounting for 51 percent of the total value of sensitive goods imported from non EAC countries. The value of sensitive goods imported from EAC Partner States declined by 94.8 percent to US\$ 53.4 million in 2012 from US\$ 1,031.8 million in 2011. The substantial was mainly on wheat and meslin, cane, motor vehicles and Portland cement.

Uganda

In Uganda, the total value of sensitive goods imported increased by 16.7 percent from US\$ 692.3 million in 2011 to US\$ 807.8 million in 2012. The value of sensitive goods imported from non EAC countries accounted for 85.6 percent of the total imported sensitive products and increased by 26 percent to US\$ 691.3 in 2012, while the value of sensitive goods from EAC Partner States declined by 19.9 percent to US\$ 116.5 million. The major sensitive goods imported from non-EAC countries included: wheat and meslin, sugar, motor vehicles, sugar and worn clothing while the major sensitive goods imported from EAC countries included; cement, beer, cigarettes and rice.

5.3 Excisable Products

Burundi

In 2012, the value of imported goods that attracted excise duty increased by 6.6 percent to US\$ 171.2 million from US\$ 160.5 million registered in 2011. The petroleum products, vehicles and the trio composed of beverages, spirits and vinegar accounted for about 84.2 percent, 9.5 percent and 4.3 respectively of all imported excisable goods.

Kenya

In 2012, the importation of excisable goods increased by 23.4 percent from US\$ 2,832.8 million in 2011 to US\$ 3,420.4 million, with mineral fuels and oils accounting for 85.5 percent of total excisable products. The increase was largely attributed to 29.9 percent increase in importation of vehicles; 28.2 percent increase in importation of vegetables, fruits and nuts and 23.9 percent increase in importation of mineral fuels and oils.

Rwanda

In Rwanda, the value imports of excisable goods increased by 91.0 percent, from US\$ 137.93 million in 2011 to US\$ 263.50 million in 2012. The increase was more pronounced in imports of motor cars and other motor vehicles for the transport of persons, from US\$ 13.02 million in 2011 to US\$ 116.64 million in 2012.

Tanzania

In 2012, the value of Tanzania's imported goods that attract excise duty increased to US\$ 3,858.9 million from US\$ 3,676.3 million in 2011. Petroleum products and vehicles continued to dominate the list of imported goods that attracts excise duty accounting for 92.3 percent and 5.8 percent, respectively of all imported excisable goods.

2
0
1
6

The share of sensitive goods imported from EAC Partner States declined from 33.8% in 2011 to 11.7% in 2012.



Uganda

In Uganda, imports of excisable products increased by 4.7 percent from US\$ 1,222.7 million in 2011 to US\$ 1,280.0 million in 2012. The major excisable products included sugar, beverages and tobacco increasing by 25.5 percent, 20.9 percent and 16.6 percent respectively in 2012 compared to 2011.

5.4 Tariff Bands

The EAC Customs Union adopted a three tariff band structure with different rates: raw material (0 percent), intermediate products (10 percent) and finished product (25 percent).

Burundi

In Burundi, merchandise imports under the zero tariff bands accounted for 43.5 percent of the total imports in 2012 compared to 73 percent in 2011. The zero tariff imports decreased from US\$ 783.2 million in 2011 to US\$ 531.0 million recorded in 2012.

Kenya

In 2012, the share of Kenya's imported goods under 0% tariff band to total imports declined by 0.08 percent to 65.3 percent compared to a 67.1 percent performance rate in 2011. The value of imported goods under the 0% tariff band increased to US\$ 10,600.2 million in 2012 from US\$ 9,830.1 million in 2011.

In the same period, the share of imported goods under 10% and 25% tariff band slightly increased to 12.5 percent and 16.7 percent respectively in 2012 compared to 11.2 percent and 16.2 percent in 2011. The value of imported goods above 25% tariff band increased to US\$ 894.8 million with a 5.5 percent performance rate compared to a 5.4 percent performance rate with a value of US\$ 797.8 million in 2011.

Rwanda

Rwanda fully implemented the agreed three tariff band structure in July 2009 with the exception of imports of goods under Rwandan investment code that

Tariff Bands

Raw material: 0%
intermediate products: 10%
Finished Products: 25%

benefited from the flat rate of 5 percent and sensitive products that benefited the rates above 25 percent. Rwanda's imports of goods under the zero tariffs increased by 3.12 percent from US\$ 950.5 million in 2011 to US\$ 980.1 million in 2012 and accounted for 59.6 percent of the total value of imports (including exemptions). Imports under the 10 percent tariff accounted for 10.6 percent of total imports and increased by 22.8 percent to US\$ 174.2 million while Imports under the 25 percent tariff accounted for 8.9 percent of total imports and declined by 16.66 percent to US\$ 147.2 million in 2012.

Tanzania

In Tanzania, merchandise imported under the zero tariff bands accounted for 59.22 percent of the total imports in 2012. The zero tariff imports decreased by 4.8 percent to US\$ 6,937.6 million in 2012 compared to US\$ 7,289.1 million recorded in 2011 and they constituted mainly industrial machinery, raw materials and medicaments. The value of goods imported under the 10 percent tariff band and the 25 percent tariff band increased by 23.2 percent and 24.6 percent, respectively to US\$ 2,292.7 million and US\$ 2,228.2 million in 2012.

Uganda

The value of goods imported under the zero tariff band accounted for 75.4 percent of total imports and increased by 6.0 percent from US\$ 4,296.9 million in 2011 to US\$ 4,554.1 million in 2012. The major imports under the zero tariff band included mineral fuels & oils, machinery & appliances, electrical equipment, pharmaceutical products and iron & steel. Imports under the 10 percent tariff band increased by 10.5 percent to US\$ 373.2 million and the main products included: vehicles for the transport of goods, new pneumatic tyres, bituminous mixtures and vehicles parts and accessories. Imports under the 25 percent tariff

band accounted for 14.3 percent of the total imports and increased by 2.9 percent to US\$ 864.2 million in 2012. Imports in the 25 tariff band mainly included vehicles and electrical machinery.

Table 5.2: Tariff Band Status in EAC Partner States, 2008 - 2012 (US\$ million)

| Partner State | Tariff Band | 2008 | 2009 | 2010 | 2011 | 2012 | % Change | |
|---------------|--------------|-----------------|-----------------|-----------------|-----------------|-----------------|-------------|-------------|
| | | | | | | | 2011 | 2012 |
| Burundi | 0% | 32.9 | 133.3 | 355.3 | 491.0 | 531.0 | 38.2 | 8.2 |
| | 1% | 3.2 | 2.1 | | | | | |
| | 2% | 19.6 | 10.6 | 0.0 | 0.0 | 0.1 | -100.0 | |
| | 3% | 1.3 | 0.9 | | | | | |
| | 5% | 80.9 | 51.9 | 0.1 | 9.9 | 4.3 | 11,118.2 | -56.7 |
| | 6% | 3.8 | 1.8 | | | | | |
| | 9% | 15.2 | 0.0 | | | | | |
| | 10% | 108.8 | 96.0 | 55.1 | 268.3 | 223.1 | 386.6 | -16.8 |
| | 12% | 15.5 | 0.0 | | | | | |
| | 15% | 18.5 | 9.0 | 0.0 | 0.1 | 0.3 | 94.1 | 174.8 |
| | 16% | 14.8 | 0.0 | | | | | |
| | 20% | 0.0 | 0.0 | | | | | |
| | 22.5% | 0.0 | 0.0 | 0.0 | 0.0 | 0.0 | | -9.6 |
| | 25% | 0.0 | 40.9 | 112.4 | 134.4 | 139.2 | 19.5 | 3.6 |
| >25% | 86.8 | 57.4 | 16.9 | 17.6 | 52.7 | 4.2 | 198.8 | |
| Total | 401.3 | 403.8 | 539.9 | 921.2 | 950.6 | 70.6 | 3.2 | |
| Kenya | 0 | 7,478.9 | 6,288.2 | 7,776.5 | 9,830.1 | 10,600.2 | 26.4 | 7.8 |
| | 10 | 1,317.7 | 1,294.2 | 1,450.0 | 1,642.7 | 2,028.9 | 13.3 | 23.5 |
| | 25 | 1,803.2 | 1,738.2 | 2,118.0 | 2,375.7 | 2,702.9 | 12.2 | 13.8 |
| | >25 | 540.7 | 868.1 | 610.5 | 797.8 | 894.8 | 30.7 | 12.2 |
| | Total | 11,140.5 | 10,188.6 | 11,954.9 | 14,646.3 | 16,226.8 | 22.5 | 10.8 |
| Rwanda | 0% | 263.4 | 398.2 | 525.7 | 950.5 | 980.1 | 80.8 | 3.1 |
| | 5% | 123.8 | 63.9 | - | 72.3 | 311.2 | - | 330.2 |
| | 10% | - | 64.4 | 159.4 | 141.9 | 174.2 | -11.0 | 22.8 |
| | 15% | 195.2 | 110.6 | - | - | - | - | - |
| | 25% | - | 449.4 | 409.0 | 176.6 | 147.2 | -56.8 | -16.7 |
| | >25% | 454.8 | 25.6 | 65.8 | 18.4 | 33.1 | -72.1 | 80.3 |
| | Total | 1,037.1 | 1,112.2 | 1,160.0 | 1,359.7 | 1,645.9 | 17.2 | 21.0 |
| Tanzania | 0 | 4,219.2 | 3,710.9 | 4,486.1 | 7,289.1 | 6,937.6 | 62.5 | -4.8 |
| | 10 | 1,248.6 | 1,606.8 | 2,298.4 | 1,860.5 | 2,292.7 | -19.1 | 23.2 |
| | 25 | 1,353.4 | 1,075.3 | 1,107.3 | 1,787.8 | 2,228.2 | 61.5 | 24.6 |
| | > 25 | 86.7 | 113.8 | 164.3 | 242.7 | 257.3 | 47.7 | 6.0 |
| | Total | 6,907.8 | 6,506.8 | 8,056.1 | 11,180.1 | 11,715.7 | 38.8 | 4.8 |
| Uganda | 0% | 3,205.3 | 3,045.4 | 3,486.6 | 4,297.0 | 4,554.1 | 23.2 | 6.0 |
| | 2% | | 114.2 | 0.2 | 0.0 | - | -100.0 | - |
| | 4% | 192.6 | 2.0 | 2.2 | 1.6 | 2.4 | -26.5 | 46.3 |
| | 6% | 17.3 | 16.9 | 25.4 | 23.9 | 32.7 | -6.0 | 36.8 |
| | 10% | 327.3 | 268.6 | 291.1 | 337.8 | 373.2 | 16.0 | 10.5 |
| | 25% | 668.2 | 676.5 | 717.0 | 839.9 | 864.2 | 17.1 | 2.9 |
| | >25% | 115.2 | 134.0 | 141.9 | 130.7 | 216.2 | -7.9 | 65.4 |
| | Total | 4,525.9 | 4,257.6 | 4,664.4 | 5,630.9 | 6,042.8 | 20.7 | 7.3 |

Source: Revenue Authorities of respective Partner States

CHAPTER 6

CUSTOMS REVENUE PERFORMANCE IN EAC



6.1 General Performance of Customs Revenue

In 2012, customs revenue from all EAC Partner States increased by 9.2 percent to US\$ 6,505.3 million from US\$ 5,958.4 million in 2011. During the same period, the share of customs revenue to total tax revenue declined to 36.7 percent from 39.8 percent in 2011. The share of total customs revenue to total revenue declined all the EAC Partner States.

6.2 Burundi

Burundi's customs revenue declined by 27.8 percent to US\$ 224.6 million in 2012 from US\$ 311.0 million in 2011 and posted a performance rate of 113 percent of the set target of US\$ 198.7 million. The share of total customs revenue to total revenue also declined from 82.9 percent in 2011 to 61.5 percent in 2012.

The decline in total customs revenue was attributed to a substantial reduction in other revenues from US\$ 116.0 million to US\$ 5.2 million over the same period. Import duty, excise duty and VAT increased by 2 percent, 9.7 percent and 13.6 percent respectively and posted performance rate of 115.3 percent, 87.8 percent and 123.8 percent. VAT accounted for the largest share at 64 percent, while the share of excise duty to total customs revenue almost doubled to 34.1 percent in 2012.

6.3 Kenya

In 2012, Kenya's total customs revenue increased to US\$ 2,990.2 million from US\$ 2,640.4 million in 2011. This translated into a performance rate of 92.1 percent of the set target of US\$ 3,247.4 million. However, the share of total customs revenue to total revenue declined from 35.0 percent in 2011 to 33.8 percent in 2012.

VAT on imports accounted for 39.3 percent of the total customs revenue and increased by 10.0 percent to US\$ 1,110.7 million in 2012. The performance rate for VAT and import duty reduced from 106.5 percent and 92.4 percent respectively, in 2011 to a performance rate of 87.0 percent and 89.9 percent in 2012. Excise duty performance rate improved from 89.4 percent in 2011 to 96.6 percent in 2012.

6.4 Rwanda

Rwanda's total customs revenue increased from US\$ 284.5 million in 2011 to US\$ 301.4 million in 2012, posting a performance rate of 118.3 against a target of US\$ 254.8 million. Import duty and VAT on imports increased by 16.6 percent and 12.5 percent respectively to US\$ 61 million and US\$ 112.0 million in 2012.

The performance rate for import duty was 116.9 percent while for VAT on imports was 108.2 percent. However, excise duty declined by 8.3 percent to US\$ 73.7, posting performance rate of 98.9 percent against the set target of US\$ 74.5 million. The proportion of total customs revenue to total revenue also decreased from 32.8 percent in 2011 to 32.2 percent in 2012.

6.5 Tanzania

Tanzania's customs revenue amounted to US\$ 1,800.5 million, being 94.9 percent of the target for 2012. The amount was however higher compared to US\$ 1,600.2 million collected in 2011. VAT on imports accounted for about 42 percent of the total customs revenue and amounted to US\$ 751.7 million, which was 93.53 percent of the set target.

Import duty and Excise duty performed at 99.83 percent and 90.11 percent of the set targets of US\$ 368.0 million and US\$ 442.4 million respectively. However the proportion of customs revenue to total revenue declined to 37.6 percent in 2012 compared to 42.0 percent in 2011.

6.6 Uganda

In 2012, total customs revenue increased by 5.9 percent to US\$ 1,188.7 million from US\$ 1,122.51 million in 2011. This performance was 92.2 percent of the set target of US\$ 1,289.5 million. VAT on imports accounted for 40 percent of the total customs revenue with Excise duty contributing 33 percent.

Import duty, VAT and Excise duty performed at 100.16 percent, 89.54 percent and 89.21 percent respectively, when compared to their respective targets for the year. The key taxable imports included fuel, vehicles, parts of electrical machinery, sugar, beverages, machinery, iron & steel and animal/vegetable fats & oil. The proportion of customs revenue to total revenue declined to 42.33 percent in 2012 from 46.9 percent in 2011.

Table 6.1: Customs Revenue Collected by EAC Partner States, 2009-2012 (US\$ m)

| Partner state | Tax head | Year | | | | | | | | Performance Rate | | % change | |
|---------------|-----------------------------------|---------------|---------------|---------------|---------------|---------------|---------------|---------------|---------------|------------------|--------------|-------------|-------------|
| | | 2009 | | 2010 | | 2011 | | 2012 | | 2011 | 2012 | 2010/11 | 2011/12 |
| | | Target | Actual | Target | Actual | Target | Actual | Target | Actual | | | | |
| Kenya | Import Duty | 500.5 | 499.8 | 560.8 | 555.3 | 586.3 | 541.5 | 726.1 | 652.9 | 92.4 | 89.9 | -2.5 | 20.6 |
| | Excise Duty | 525.8 | 551.2 | 569.1 | 543.3 | 528.9 | 448.9 | 523.6 | 505.6 | 84.9 | 96.6 | -17.4 | 12.6 |
| | VAT Imports | 880.8 | 746.9 | 930.4 | 917.7 | 948.1 | 1009.4 | 1277.2 | 1110.7 | 106.5 | 87.0 | 10.0 | 10.0 |
| | Other | 568.0 | 587.9 | 606.5 | 608.9 | 627.4 | 640.5 | 720.6 | 721.0 | 102.1 | 100.0 | 5.2 | 12.6 |
| | Total Customs Revenue | 2475.0 | 2385.8 | 2666.7 | 2625.3 | 2690.7 | 2640.4 | 3247.4 | 2990.2 | 98.1 | 92.1 | 0.6 | 13.2 |
| | Total Revenue | 6663.8 | 6604.7 | 7548.8 | 7277.4 | 7673.1 | 7545.0 | 9434.9 | 8851.2 | 98.3 | 93.8 | 3.7 | 17.3 |
| | % age of Customs Revenue to Total | | 36.1 | | 36.1 | | 35.0 | | 33.8 | | | | |
| Burundi | Import Duty | 40.9 | 46.3 | 42.7 | 41.5 | 32.3 | 38.7 | 34.3 | 39.5 | 119.9 | 115.3 | -6.7 | 2.0 |
| | Excise Duty | 68.9 | 87.2 | | 89.7 | 62.0 | 54.4 | 67.7 | 59.7 | 87.8 | 88.1 | -39.4 | 9.7 |
| | VAT on Import | 46.4 | 40.4 | 52.7 | 62.5 | 113.6 | 140.6 | 127.1 | 159.7 | 123.8 | 125.6 | 124.9 | 13.6 |
| | Other | 18.6 | 5.0 | 253.8 | 6.8 | 42.4 | 116.0 | 3.8 | 5.2 | 273.8 | 136.2 | 1617.9 | -95.5 |
| | Total Customs Revenue | 133.9 | 132.6 | 306.5 | 159.0 | 217.9 | 311.0 | 198.7 | 224.6 | 142.7 | 113.0 | 95.6 | -27.8 |
| | Total Tax Revenue | 280.7 | 252.0 | 627.7 | 295.0 | 363.1 | 375.2 | 375.9 | 365.1 | 103.3 | 97.1 | 27.2 | -2.7 |
| | % age of Customs Revenue to Total | | 52.6 | | 53.9 | | 82.9 | | 61.5 | | | | |
| Rwanda | Import Duty | 69.1 | 62.1 | 50.7 | 45.0 | 52.2 | 52.3 | 52.2 | 61.0 | 100.3 | 116.9 | 16.4 | 16.6 |
| | Excise Duty | 34.7 | 39.1 | 48.5 | 63.1 | 79.4 | 80.3 | 74.5 | 73.7 | 101.2 | 98.9 | 27.3 | -8.3 |
| | VAT Imports | 94.3 | 95.1 | 93.1 | 87.3 | 93.4 | 99.6 | 103.6 | 112.0 | 106.6 | 108.2 | 14.1 | 12.5 |
| | Other | 20.1 | 34.3 | 19.7 | 44.0 | 25.2 | 52.2 | 24.5 | 54.7 | 207.1 | 223.2 | 18.7 | 4.7 |
| | Total Customs Revenue | 218.2 | 230.5 | 212.0 | 239.3 | 250.1 | 284.5 | 254.8 | 301.4 | 113.7 | 118.3 | 18.9 | 6.0 |
| | Total Revenue | 607.9 | 653.8 | 657.1 | 730.9 | 819.1 | 868.4 | 846.0 | 935.2 | 106.0 | 110.5 | 18.8 | 7.7 |
| | % age of Customs Revenue to Total | | 35.3 | | 32.7 | | 32.8 | | 32.2 | | | | |
| Tanzania | Import Duty | 303.3 | 284.0 | 329.5 | 302.4 | 320.9 | 304.7 | 368.0 | 367.3 | 95.0 | 99.8 | 0.8 | 20.5 |
| | Excise Duty | 450.7 | 376.5 | 445.6 | 395.6 | 402.2 | 405.5 | 442.4 | 398.7 | 100.8 | 90.1 | 2.5 | -1.7 |
| | VAT on Import | 532.6 | 519.5 | 634.7 | 605.2 | 685.9 | 623.3 | 803.7 | 751.7 | 90.9 | 93.5 | 3.0 | 20.6 |
| | Other | 223.7 | 207.4 | 227.4 | 215.3 | 214.8 | 266.6 | 283.4 | 282.7 | 124.1 | 99.8 | 23.8 | 6.1 |
| | Total Customs Revenue | 1510.3 | 1387.4 | 1637.2 | 1518.4 | 1623.8 | 1600.2 | 1897.5 | 1800.5 | 98.5 | 94.9 | 5.4 | 12.5 |
| | Total Revenue | 3640.0 | 3264.9 | 3900.3 | 3573.7 | 3852.9 | 3805.8 | 4691.7 | 4787.7 | 98.8 | 102.0 | 6.5 | 25.8 |
| | % age of Customs Revenue to Total | | 42.5 | | 42.5 | | 42.0 | | 37.6 | | | | |
| Uganda | Import Duty | 209.7 | 187.6 | 201.5 | 189.5 | 181.6 | 188.8 | 220.7 | 221.0 | 104.0 | 100.2 | -0.4 | 17.0 |
| | Excise Duty | 386.6 | 379.2 | 423.6 | 395.5 | 419.0 | 402.8 | 439.4 | 392.0 | 96.2 | 89.2 | 1.9 | -2.7 |
| | VAT on Imports | 407.0 | 396.8 | 433.2 | 401.6 | 412.7 | 444.6 | 530.6 | 475.1 | 107.7 | 89.5 | 10.7 | 6.9 |
| | Other | 70.6 | 63.7 | 68.4 | 70.0 | 71.4 | 86.2 | 98.8 | 100.5 | 120.7 | 101.7 | 23.2 | 16.6 |
| | Total Customs Revenue | 1073.9 | 1027.2 | 1126.8 | 1056.6 | 1084.7 | 1122.5 | 1289.5 | 1188.7 | 103.5 | 92.2 | 6.2 | 5.9 |
| | Total Revenue | 2149.7 | 2103.9 | 2396.8 | 2284.5 | 2379.2 | 2392.2 | 2853.4 | 2808.2 | 100.5 | 98.4 | 4.7 | 17.4 |
| | % age of Customs Revenue to Total | | 48.8 | | 46.3 | | 46.9 | | 42.3 | | | | |

Source: Partner States respective Customs Revenue Authorities



CHAPTER 7

INVESTMENT FLOWS IN THE COMMUNITY



7.1 Policy Framework

All the EAC Partner States have national statutory agencies that promote and facilitate investment in their respective countries. The agencies are Kenya Investment Authority (Ken Invest), Tanzania Investment Centre (TIC), Zanzibar Investment Promotion Agency (ZIPA), Uganda Investment Authority, Rwanda Development Board (RDB) and Burundi Investment Promotion Agency (API). These Investment Promotion Agencies (IPAs) provide one stop centre services to inves-

tors and have undertaken a number of reforms to enhance business registration processes, reduce cost of doing business and also improve the business climate to enable the region emerge as the best business and export growth hubs on the African continent.

7.2 Investment Climate

The prevailing political, economic and social environment for doing business in the EAC countries continued to improve. According to the World Bank Doing Business Report (2012), since 2005, the EAC Partner States had grown faster on average than the rest of the sub-Saharan Africa with annual per capita growth averaging close to 4 percent. The region has also witnessed increased net capital inflows, which underscores the opportunities brought about by the Customs Union and the Common Market.

Over the past 8 years the 5 EAC economies implemented a total of 74 institutional or regulatory reforms improving the business environment for local entrepreneurs. Burundi was among the world's most active economies in implementing regulatory reforms in 2011/12. It implemented policy changes in 4 areas measured by Doing Business Report: starting a business, dealing with construction permits, registering property and trading across borders. Rwanda made the greatest progress in improving its business environment between 2005 and 2012, followed by Burundi.

According to the Doing Business Report, EAC Partner States have achieved greater convergence in the complexity and cost of regulatory processes than in the strength of legal institutions relevant to business regulation. Of the 74 institutional or regulatory reforms implemented by EAC economies in the past 8 years, the largest numbers were in the areas of starting a business (11), registering property (9) and dealing with construction permits (8).

Global ranking shows that 108 economies implemented 201 reforms making it easier to do business in 2011/12. In the EAC, all 5 Partner States implemented a combined 9 regulatory reforms in 2011/12 making it easier to do business — 4 were carried out in Burundi, 2 in Rwanda and 1 in each of the other 3 Partner States- Kenya, Tanzania and Uganda. Globally, Rwanda was ranked 52, while in

the EAC region was the top performer, since it was considered to have made the most progress over the past 7 years. During this period, Rwanda had implemented 23 regulatory reforms, making it easier to do business. The economy among other things undertook various reform initiatives, specifically land and judicial reforms, introduced new corporate, insolvency, civil procedure, and secured transactions laws. The World Bank Doing Business 2013 Report ranked Burundi 5th best reformer worldwide regarding easing doing business worldwide and the only African country among top 10 in 2011/2012 period.

At the regional front, EAC Partner States have been keen to attract and facilitate investment as means for productive capacity building and sustainable development. Partner States have reinforced regulatory environment for investment, making use of industrial policies and reforms in strategic sectors of the economy. Regulatory reforms such as consolidation of different registration processes into 1 single point in Rwanda and Kenya — simplified the registration process in the EAC region. To start a business in the EAC now requires an average of 8 procedures and costs an average of 33.6% of income per capita — compared to 12 procedures and a cost of 140% of income per capita 7 years ago. Partner States have also initiated the process of harmonizing their national laws which hinder the effective implementation of the EAC Common Market protocol.

7.3 EAC Foreign Direct Investment flows

According to the World Investment Report (2013), FDI flows to East Africa grew by 37 percent to \$ 6.3 billion in 2012 from US\$ 4.6 billion in 2011. The rising trend in FDI flows to the region was largely attributed to the recent discoveries and exploration of gas reserves in Tanzania and oil fields in Uganda and Kenya. In addition the region's good economic performance over the recent past underpins the rise in investment in key sectors such as manufacturing, services, finance, agri-business among others. Tanzania and Uganda were the largest recipients of FDI in the EAC region followed by Kenya, Rwanda and Burundi in that order.

7.3.1 Overall Investment Flows

Burundi

In 2012, total FDI flows to Burundi declined by 39.3 percent to US\$ 83.7 million from US\$ 137.9 million in 2011. The total number of registered projects also declined by 46.7 percent to 738 projects compared to 1,384 projects registered in 2011.

Kenya

In Kenya, the value of FDI inflows declined from US\$ 841.3 million in 2011 to US\$ 581.2 million in 2012 representing a 31 per cent drop. In terms projects registered the number reduced by 17.6 per cent from 85 projects in 2011 to 70 projects in 2012.

Rwanda

FDI flows to Rwanda increased by 19.1 percent from US\$ 398.9 million invested in 2011 to US\$ 474.9 million in 2012. The number of investment projects increased by 26.7 percent from 60 to 76 projects over the same period. The main source country of FDI inflows investing in new projects were China, India and Singapore with a share of 10 percent, 4 percent and 4 percent respectively of total investment projects in 2012.

In 2012, the total intra EAC FDI inflows increased by 5.5% from US\$ 213.7 mil in 2011 to US\$ 215.4 mil

Tanzania

FDI flows to Tanzania declined by 72.27 percent to US\$ 1,989.8 million compared to US\$ 7,175.1 million registered in 2011. The number of registered projects also decreased to 301 projects compared to 826 projects registered in 2011.

Uganda

FDI flows to Uganda increased by US\$ 409.6 million from US\$ 386.3 million invested in 2011 to US\$ 795.8 million in 2012. The number of projects registered also increased by 41 percent from 158 to 223 projects, over the same period. The major sources of investment were Netherlands, United Kingdom, India, China, Kenya and Sweden

7.3.2 Intra-EAC Investment Flows

In 2012, the total intra EAC FDI inflows increased by 5.5 percent from US\$ 213.7 million in 2011 to US\$

215.4 million. However, the number of registered projects declined from 66 to 53 projects over the review period. Kenya was the main source of FDI flows to other EAC Partner States, while Tanzania received the highest FDI Inflows amounting to US\$ 100.3 million in 2012 from US\$ 50.2 million. FDI flows to Kenya also increased substantially from US\$ 0.6 million in 2011 to US\$ 31.6 million in 2012. Intra EAC flows of FDI to Uganda, Rwanda and Burundi declined.

Burundi

Intra EAC FDI flows to Burundi declined by 82.5 percent to US\$ 2.3 million in 2012 from US\$ 13.2 million in 2011. The decline was as a result of reduced flows from Tanzania and Kenya to Burundi by 88 percent and 100 percent respectively. The number of projects remained at the same level recorded in 2011, with Tanzania reporting 2 and Rwanda 1 project.

Kenya

In 2012, Tanzania and Uganda were the only EAC Partner States that were reported to have invested in Kenya. They collectively invested in two projects valued at US\$ 31.6 million that created 33 jobs.

Rwanda

In 2012, only 1.8 percent of Rwanda's foreign investments came from EAC (Kenya, Tanzania and Uganda). The number of investment projects from EAC to Rwanda decreased from 12 projects in 2011 to 5 projects in 2012 while the value declined by 85.2 percent to US\$ 5 million from US\$ 54.9 million. Kenya, Tanzania and Uganda had a share of 81.4 percent, 6.9 percent and 11.7 percent respectively compared to 32.0 percent, 65.5 percent and 0 percent.

Tanzania

Intra EAC FDI inflows to Tanzania doubled to US\$ 100.3 million in 2012 from US\$ 50.2 million in 2011. The increase was as a result of 63.6 percent increase in the FDI inflows from Kenya to Tanzania. Uganda, Rwanda and Burundi registered new projects in 2012, valued at US\$ 10.9 million, US\$ 3.7 million and US\$ 3.5 million respectively. by 88 percent and 100 percent respectively.

Uganda

The intra-EAC investment inflow to Uganda decreased by 22.9 percent from US\$ 94.8 million in 2011 to US\$ 73.1 million in 2012. Similarly, the number of projects registered by investors from EAC Partner States declined from 21 projects in 2011 to 16 projects in 2012 of which 14 projects valued at US\$ 71.8 million were registered by Kenyan investors.

Table 7.1: Foreign Direct Investment Flows in EAC region, 2008 - 2012 (US\$ million)

| Partner State | Source | 2008 | | 2009 | | 2010 | | 2011 | | 2012 | | Change, (2012 over) | |
|---------------|---------------|----------------|---------------|----------------|---------------|----------------|---------------|----------------|---------------|----------------|---------------|---------------------|--------------|
| | | No of Projects | Values | No of Projects | Values | No of Projects | Values | No of Projects | Values | No of Projects | Values | No of Projects | Values |
| Burundi | Tanzania | 0 | - | | | | | 1.00 | 6.09 | 2.00 | 0.72 | 100.0 | -88.2 |
| | Uganda | 0 | - | | | | | | | | | | |
| | Kenya | 6 | 17.56 | | | | | 2.00 | 7.15 | | | -100.0 | -100.0 |
| | Rwanda | 0.0 | 0.0 | | | | | | | 1.0 | 1.6 | | |
| | Rest of World | 15.0 | 312.0 | | | | | 1381.0 | 124.7 | 735.0 | 81.4 | -46.8 | -34.7 |
| | Total | 21.0 | 329.5 | | | | | 1384.0 | 137.9 | 738.0 | 83.7 | -46.7 | -39.3 |
| Kenya | Tanzania | 3.0 | 1.4 | | | | | 1.0 | 0.6 | 1.0 | 25.1 | 0.0 | 4086.7 |
| | Uganda | 2.0 | 0.6 | | | | | 0.0 | 0.0 | 1.0 | 6.4 | 0.0 | 0.0 |
| | Rwanda | 0.0 | 0.0 | | | | | 0.0 | 0.0 | 0.0 | 0.0 | 0.0 | 0.0 |
| | Burundi | 0.0 | 0.0 | | | | | | | 0.0 | 0.0 | 0.0 | 0.0 |
| | Rest of World | 27.0 | 4555.1 | | | | | 84.0 | 840.7 | 68.0 | 549.6 | -19.0 | -34.6 |
| | Total | 32.0 | 4557.1 | | | | | 85.0 | 841.3 | 70.0 | 581.2 | -17.6 | -30.9 |
| Rwanda | Tanzania | 0.0 | 0.0 | 3.0 | 20.6 | 3.0 | 15.5 | 4.0 | 36.0 | 1.0 | 0.6 | -75.0 | -98.4 |
| | Uganda | 0.0 | 0.0 | 0.0 | 0.0 | 1.0 | 11.6 | 0.0 | 0.0 | 1.0 | 1.0 | 0.0 | 0.0 |
| | Kenya | 6.0 | 17.6 | 8.0 | 9.8 | 6.0 | 14.3 | 7.0 | 17.5 | 3.0 | 6.6 | -57.1 | -62.4 |
| | Burundi | 0.0 | 0.0 | 0.0 | 0.0 | 0.0 | 0.0 | 1.0 | 1.4 | 0.0 | 0.0 | -100.0 | -100.0 |
| | Rest of World | 15.0 | 312.0 | 35.0 | 499.3 | 31.0 | 157.7 | 48.0 | 344.0 | 71.0 | 466.8 | 47.9 | 35.7 |
| | Total | 21.0 | 329.5 | 46.0 | 529.7 | 41.0 | 199.1 | 60.0 | 398.9 | 76.0 | 474.9 | 26.7 | 19.1 |
| Tanzania | Kenya | 72.0 | 366.3 | 35.0 | 49.5 | 27.0 | 67.2 | 29.0 | 50.2 | 23.0 | 82.2 | -20.7 | 63.6 |
| | Uganda | 5.0 | 2.3 | 5.0 | 33.7 | 1.0 | 0.2 | 0.0 | 0.0 | 2.0 | 10.9 | 0.0 | 0.0 |
| | Rwanda | 3.0 | 1.0 | 2.0 | 0.5 | 1.0 | 1.6 | 0.0 | 0.0 | 1.0 | 3.7 | 0.0 | 0.0 |
| | Burundi | 1.0 | 0.5 | 0.0 | 0.0 | 4.0 | 4.6 | 0.0 | 0.0 | 1.0 | 3.5 | 0.0 | 0.0 |
| | Rest of World | 340.0 | 2859.0 | 530.0 | 2201.5 | 476.0 | 4992.5 | 797.0 | 7124.6 | 274.0 | 1889.4 | -65.6 | -73.5 |
| | Total | 421.0 | 3229.2 | 572.0 | 2285.2 | 509.0 | 5066.2 | 826.0 | 7174.8 | 301.0 | 1989.8 | -63.6 | -72.3 |
| Uganda | Tanzania | 1.0 | 9.0 | 1.0 | 7.2 | 5.0 | 9.6 | 1.0 | 0.9 | 2.0 | 1.3 | 100.0 | 43.4 |
| | Kenya | 27.0 | 133.5 | 15.0 | 194.5 | 14.0 | 62.8 | 18.0 | 84.1 | 14.0 | 71.8 | -22.2 | -14.6 |
| | Rwanda | 0.0 | 0.0 | 0.0 | 0.0 | 1.0 | 3.0 | 2.0 | 9.8 | - | - | - | - |
| | Burundi | 0.0 | 0.0 | 0.0 | 0.0 | 0.0 | - | 0.0 | 0.0 | - | - | - | - |
| | Rest of World | 186.0 | 1111.7 | 198.0 | 958.8 | 164.0 | 519.1 | 137.0 | 291.5 | 207.0 | 722.7 | 51.1 | 147.9 |
| | Total | 214.0 | 1254.2 | 214.0 | 1160.4 | 184.0 | 594.5 | 158.0 | 386.3 | 223.0 | 795.8 | 41.1 | 106.0 |

Source: Respective Investment Authorities of EAC Partner States

7.4 Employment Creation

In the EAC region, the number of jobs created by the licensed projects decreased by 5.6 per cent from 110,187 recorded in 2011 to 104,028 in 2012. The number of jobs created in Rwanda and Uganda increased three folds to 17,311 and 46,202 jobs, respectively compared to 5,553 jobs and 19,983 jobs, in 2011. Jobs created in Kenya, Tanzania and Burundi declined by 52.3 percent, 54.6 percent and 46.7 percent respectively.

Table 7.2: Number of Jobs Created through Foreign Investments, 2008-2012

| Country | 2008 | 2009 | 2010 | 2011 | 2012 | % Change |
|------------------|---------------|----------------|---------------|----------------|----------------|-------------|
| | | | | | | 2012 |
| Burundi | .. | .. | 782 | 1,384 | 738 | -46.7 |
| Kenya | 3,474 | 17,154 | 15,265 | 8,241 | 3,898 | -52.7 |
| Rwanda | 3,436 | 10,734 | 12,529 | 5,553 | 17,311 | 211.7 |
| Tanzania | 52,942 | 56,615 | 43,640 | 79,101 | 35,879 | -54.6 |
| Uganda | 35,374 | 71,451 | 25,149 | 15,908 | 46,202 | 190.4 |
| Total EAC | 95,226 | 155,954 | 97,365 | 110,187 | 104,028 | -5.6 |

Source: Partner States Investment Promotion Agencies

7.5 Sectoral Distribution of Foreign Direct Investment

7.5.1 Burundi

In 2012 sectors which attracted most FDI projects were Manufacturing and Transport Communication and Storage sectors, with inflows valued at US\$ 16 million and US\$ 61 million respectively. Whereas the FDI inflows and jobs created in the manufacturing sector declined substantially, Transport Communication and Storage sectors recorded substantial growth in both FDI inflows and jobs created.

Table 7.3: Burundi's Sectoral Distribution of Foreign Investment 2011- 2012

| Sector | 2011 | | | 2012 | | |
|---|--------------|--------------------|--------------|--------------|--------------------|------------|
| | No. projects | of Amount (US\$ m) | Employment | No. projects | of Amount (US\$ m) | Employment |
| Agriculture, fishing, forestry & hunting | 3 | 15 | 105 | | | |
| Construction | 1 | 4 | 337 | 1 | 1 | 10 |
| Manufacturing | 6 | 83 | 626 | 10 | 16 | 327 |
| Mining & Quarrying | 1 | 1 | 10 | | | |
| Finance, Insurance, Real estate & Business services | | | | | | |
| Community, Social & Personal services | | | | 1 | 0 | 10 |
| Wholesale, retail trade, Tourism | 4 | 33 | 209 | 4 | 5 | 156 |
| Transport, Communication & Storage | 1 | 2 | 97 | 2 | 61 | 235 |
| Utilities (water & energy) | | | | | | |
| TOTAL | 16 | 138 | 1,384 | 18 | 83.7 | 738 |

Source: Burundi Investment Promotion Agency (API)

7.5.2 Kenya

The leading sectors in attracting FDI inflows were finance, insurance, real estate and business services; wholesale, retail trade and tourism; mining and quarrying; manufacturing; construction with shares of 35.7 percent, 20.9, percent, 14.6 percent, 12.9 percent and 2.2 per cent of the total value of FDI, respectively, in 2012. This was contrary to 2011, where utilities (water and energy) sector was leading with a share of 35.1 per cent. The increase in investment in the finance, insurance, real estate and business services sector may be attributed to increased activities in this sector, whereas, the decline in FDI in the utilities (water and energy) sector could partly be attributed to reduced activities in the exploration of mineral fuels under the review period vis-à-vis the period of 2011.

Table 7.4: Kenya's Sectoral Distribution of Foreign Investment, 2011 - 2012

| | 2011 | | | 2012 | | |
|---|-----------------|-----------------|--------------|-----------------|-----------------|--------------|
| | No. of projects | Amount (US\$ m) | Employment | No. of projects | Amount (US\$ m) | Employment |
| Agriculture, fishing, forestry & hunting | 8 | 5 | 541 | 1 | 1 | 65 |
| Construction | 2 | 29 | 618 | 1 | 13 | 40 |
| Manufacturing | 18 | 211 | 1,900 | 15 | 75 | 1925 |
| Mining & Quarrying | 1 | 14 | 25 | 5 | 85 | 545 |
| Finance, Insurance, Real estate & Business services | 23 | 217 | 1,341 | 17 | 208 | 354 |
| Community, Social & Personal services | 6 | 6 | 477 | 2 | 47 | 87 |
| Wholesale, retail trade, Tourism | 16 | 42 | 1,363 | 22 | 122 | 760 |
| Transport, Communication & Storage | 6 | 24 | 710 | 3 | 26 | 44 |
| Utilities (water & energy) | 5 | 295 | 1,266 | 4 | 6 | 78 |
| TOTAL | 85 | 841 | 8,241 | 70 | 582 | 3,898 |

Source: Kenya Investment Authority

7.5.3 Rwanda

In 2012, Wholesale, Retail Trade and Tourism sector was the leading sector in attracting FDI accounting for 28.8 percent followed by utilities sector at 16.8 percent of total FDI inflows. Community, Social and Personal Services was the least at 0.2 percent. In terms of number of projects, the Wholesale, Retail Trade and Tourism sector also leads with 327 followed by Utilities sector with 191 while the Finance and Transport sectors dominated in the number of jobs created with 7,236 and 4,034 respectively.

Table 7.5: Rwanda's Sectoral Distribution of Foreign Investment 2011 – 2012

| Sector | 2011 | | | 2012 | | |
|---|-----------------|--------------------|--------------|-----------------|--------------------|---------------|
| | No. of projects | of Amount (US\$ m) | Employment | No. of projects | of Amount (US\$ m) | Employment |
| Agriculture, fishing, forestry & hunting | 17 | 136 | 2,701 | 35 | 139 | 1,469 |
| Construction | 9 | 19 | 594 | 26 | 156 | 759 |
| Manufacturing | 34 | 44 | 1,731 | 35 | 155 | 2,061 |
| Mining & Quarrying | 2 | 24 | 60 | 14 | 70 | 7,236 |
| Finance, Insurance, Real estate & Business services | 12 | 72 | 1,745 | 24 | 51 | 3,898 |
| Community, Social & Personal services | 10 | 10 | 266 | 3 | 2 | 75 |
| Wholesale, retail trade, Tourism | 46 | 125 | 1,591 | 40 | 327 | 2,037 |
| Transport, Communication & Storage | 6 | 110 | 188 | 4 | 44 | 4,034 |
| Utilities (water & energy) | 3 | 86 | 171 | 4 | 191 | 427 |
| TOTAL | 139 | 626 | 9,047 | 185 | 1,136 | 21,996 |

Source: Rwanda Development Board

7.5.4 Tanzania

In 2012, The leading sectors in attracting FDI inflows were manufacturing (29.9 percent); Finance, Insurance, Real Estate & Business Services (25.8 percent); Transport, Communication and Storage (14.2 percent); Wholesale, Retail and Tourism (14.1 percent); and Agriculture, Fishing, Forestry and Hunting sectors contributing 11.7 percent of the total value. Total jobs created declined by ** percent largely due to fewer jobs created in 2012 compared to 2011 in the manufacturing sector, Transport, communication and storage and wholesale, retail trade and Tourism sectors.

Table 7.6: Tanzania's Sectoral Distribution of Foreign Investment, 2011 – 2012

| Sector | 2011 | | | 2012 | | |
|---|-----------------|-----------------|-----------------|-----------------|-----------------|---------------|
| | No. of projects | Amount (US\$ m) | Employment | No. of projects | Amount (US\$ m) | Employment |
| Agriculture, Fishing, Forestry and Hunting | 55 | 672 | 9,281.0 | 22.0 | 233.2 | 7,885 |
| Mining and Quarrying | 1 | 54 | 191.0 | | | |
| Manufacturing | 206 | 707 | 19,779.0 | 102.0 | 593.86 | 13,484 |
| Utilities (Water and Energy) | 3 | 374.81 | 120.0 | 8.0 | 64 | 1,747 |
| Construction | 130 | 977 | 16,493.0 | | | |
| Wholesale Retail Trade and Tourism | 222 | 525.16 | 9,349.0 | 50.0 | 281.15 | 2,901 |
| Transport, Communication and Storage | 158 | 3495.75 | 19,772.0 | 57.0 | 282.34 | 5,810 |
| Finance, Insurance, Real Estate & Business Services | 22 | 117.15 | 1,877.0 | 54.0 | 517.01 | 3,837 |
| Community, Social and Personal Services | 29 | 253.36 | 2,239.0 | 8.0 | 18.18 | 215 |
| Total | 826 | 7,175 | 79,101.0 | 301.0 | 1989.75 | 35,879 |

Source: Tanzania Investment Centre

7.5.5 Uganda

In Uganda, the leading sectors in attracting FDI inflows was Transport, storage and communication sector valued at US\$ 295.6 million or 37.1 percent the total value of the registered FDIs in 2012, this was followed by the Manufacturing and Utilities sector, which attracted investments valued at US\$ 201.2 million or 25.1 percent of total value of FDI. Agriculture, Fishing Forestry & Hunting sector created the most number of jobs, amounting to 27, 419 or 59.3 percent of total jobs created, while the Manufacturing and the Finance, Insurance, Real Estate and Business Services sectors created 9,777 and 3,526 jobs respectively. Manufacturing sector registered 103 projects or 46.2 percent of the total projects, while the Finance, Insurance, Real Estate & Business Services and the Agriculture, Fishing, Forestry & Hunting sectors, registered 42 and 23 projects respectively.

Table 7.7: Uganda's Sectoral Distribution of Foreign Investment 2011-2012

| Sector | 2011 | | | 2012 | | |
|---|--------------|--------------------|---------------|--------------|--------------------|---------------|
| | No. projects | of Amount (US\$ m) | Employment | No. projects | of Amount (US\$ m) | Employment |
| Agriculture, fishing, forestry & hunting | 18 | 79.0 | 2,783 | 23 | 128.0 | 27,419 |
| Construction | 8 | 20.6 | 1,366 | 9 | 5.7 | 481 |
| Manufacturing | 55 | 65.9 | 4,228 | 103 | 201.2 | 9,777 |
| Mining & Quarrying | 1 | 5.0 | 78 | 11 | 48.9 | 1,199 |
| Finance, Insurance, Real estate & Business services | 52 | 126.0 | 5,897 | 42 | 82.5 | 3,526 |
| Community, Social & Personal services | 2 | 1.1 | 29 | 10 | 15.4 | 1,148 |
| Wholesale, retail trade, Tourism | 11 | 11.2 | 508 | 9 | 4.6 | 412 |
| Transport, Communication & Storage | 7 | 6.8 | 452 | 8 | 295.6 | 1,764 |
| Utilities (water & energy) | 4 | 70.7 | 567 | 8 | 14.1 | 476 |
| TOTAL | 158 | 386.3 | 15,908 | 223 | 795.8 | 46,202 |

Source: Uganda Investment Authority

7.6 Individual Countries' Sources of Investment

7.6.1 Burundi

In 2012, major sources of FDI inflows to Burundi were Nepal, USA, Netherlands and United Kingdom accounting for 50.1 percent, 24.1 percent, 7.1 percent and 5.1 percent, respectively. This was contrary to 2011, where Belgium recorded the highest FDI inflows at 38.3 percent, followed by Netherlands and UK at 13.6 percent and 12.3 percent. In-terms of jobs created, Nepal, Oman and Rwanda recorded the highest levels at 229, 106 and 109 jobs respectively.

Table 7.8: Burundi's Major Sources of Investment 2011 – 2012

| Country | 2011 | | | Country | 2012 | | |
|--------------|-----------------|------------|----------------------|--------------|-----------------|------------|----------------------|
| | No. of projects | Employment | Value (US\$ million) | | No. of projects | Employment | Value (US\$ million) |
| Belgium | 2 | 53 | 837 | China | 1 | 0 | 10 |
| Canada | 1 | 3 | 10 | French | 2 | 1 | 20 |
| Kenya | 2 | 9 | 22 | Germany | 1 | 1 | 35 |
| Mozambique | 1 | 1 | 45 | India | 2 | 2 | 30 |
| Netherlands | 1 | 19 | 20 | Italia | 1 | 3 | 20 |
| South Africa | 1 | 1 | 10 | Nepal | 2 | 42 | 229 |
| Tanzania | 1 | 8 | 50 | Netherlands | 1 | 6 | 20 |
| UK | 4 | 17 | 212 | Oman | 1 | 0 | 106 |
| USA | 1 | 14 | 51 | Rwanda | 1 | 2 | 109 |
| Zimbabwe | 1 | 2 | 97 | Tanzania | 2 | 1 | 72 |
| Other | 1 | 12 | 30 | UK -India | 2 | 4 | 42 |
| | | | | USA | 2 | 20 | 45 |
| Total | 16 | 138 | 1,384 | Total | 18 | 84 | 738 |

Source: Burundi Investment Promotion Agency (API)

7.6.2 Kenya

In 2012, the top ten countries accounted for 75.1 per cent of the total FDI to Kenya. Germany, China and United Kingdom were the major sources of Kenya's foreign direct investment valued at US\$ 198.2 million, US\$ 110.4 million and US\$ 52.9 million respectively in 2012. On jobs created, investments from China created 971 jobs, while those from United Kingdom and South Africa created 741 and 604 jobs respectively in the year under review.

Table 7.9: Kenya's Major Sources of FDI, 2011 - 2012

| Country | 2011 | | | Country | 2012 | | |
|-----------------|-----------------|--------------|----------------------|-----------------|-----------------|--------------|----------------------|
| | No. of projects | Employment | Value (US\$ million) | | No. of projects | Employment | Value (US\$ million) |
| Belgium | 2 | 247 | 172 | Germany | 2 | 71 | 198 |
| China | 14 | 1,122 | 67 | China | 9 | 971 | 110 |
| Yemen | 2 | 678 | 57 | United Kingdom | 8 | 741 | 53 |
| United States | 9 | 1,485 | 29 | Tanzania | 1 | 30 | 26 |
| South Africa | 3 | 1,260 | 18 | Canada | 2 | 38 | 15 |
| Canada | 1 | 25 | 14 | South Africa | 5 | 604 | 14 |
| United Kingdom | 13 | 843 | 13 | United States | 4 | 322 | 7 |
| Netherlands | 5 | 112 | 5 | Uganda | 1 | 3 | 7 |
| India | 7 | 357 | 4 | Australia | 1 | 16 | 5 |
| South Korea | 3 | 61 | 3 | Italy | 3 | 73 | 2 |
| Subtotal | 59 | 6,190 | 381 | Subtotal | 36 | 2,869 | 437 |
| Rest Of the | 26 | 2,051 | 460 | Rest Of the | 34 | 1,029 | 145 |
| Total | 85 | 8,241 | 841 | Total | 70 | 3,898 | 582 |

Source: Kenya Investment Authority

7.6.3 Rwanda

In 2012, Rwanda's four major sources of foreign investments are China, India, Singapore and Israel while in 2011; the leading sources of foreign investments were India, Denmark, UK and Tanzania. In terms of employment, projects from Mauritius and India provided most employment in 2012.

Table 7.10: Rwanda's Major Sources of Investment 2011 - 2012

| Country | 2011 | | | Country | 2012 | | |
|-----------------|------------|--------------|----------------------|-----------------|--------------------|---------------|--------------|
| | Number of | Employment | Value (US\$ million) | | Number of Projects | Employment | Value (US\$) |
| India | 9 | 390 | 127 | China | 8 | 506 | 111 |
| Danmark | 1 | 125 | 73 | India | 12 | 1,032 | 47 |
| UK | 3 | 709 | 60 | Singapore | 5 | 101 | 38 |
| Tanzania | 4 | 323 | 36 | Israel | 1 | 400 | 25 |
| Mauritius | 3 | 765 | 20 | USA | 8 | 124 | 14 |
| Kenya | 7 | 1,486 | 18 | Kenya | 3 | 187 | 7 |
| South Africa | 1 | 219 | 9 | Netherlands | 1 | 5 | 5 |
| China | 7 | 466 | 8 | Canada | 2 | 392 | 5 |
| Turkey | 1 | 80 | 6 | Mauritius | 2 | 3,035 | 1 |
| Switzerland | 1 | 66 | 5 | Turkey | 2 | 67 | 1 |
| Subtotal | 37 | 4,629 | 361 | Subtotal | 44 | 5,849 | 257 |
| Other countries | 102 | 4,418 | 265 | Other countries | 141 | 16,147 | 880 |
| Total | 139 | 9,047 | 626 | Total | 185 | 21,996 | 1,136 |

Source: Rwanda Development Board (2012)

7.6.4 Tanzania

In 2012, major sources of investment inflow to Tanzania were from India, China, United Kingdom and United Arab Emirates. In total US\$ 1,990 million were invested in 2012 as compared to US\$ 7,175.10 million invested in 2011. The major sectors that attracted much of investment inflows to Tanzania were Manufacturing, Finance, Insurance, Real Estate and Business Services.

Table 7.11: Tanzania's Major Sources of Investment 2011 - 2012

| Country | 2011 | | | Country | 2012 | | |
|-------------------|------------|---------------|----------------------|------------------------|--------------------|---------------|--------------|
| | Number of | Employment | Value (US\$ million) | | Number of Projects | Employment | Value (US\$) |
| Netherlands | 18 | 2,084 | 1,083.2 | Indian | 32 | 7,276 | 280 |
| China | 49 | 3,146 | 282.2 | Chinese | 61 | 3,706 | 271 |
| UK | 79 | 8,673 | 259.0 | United Arab Emirates | 6 | 1,353 | 203 |
| India | 51 | 9,434 | 196.4 | British Virgin Islands | 2 | 1,044 | 176 |
| Turkey | 11 | 619 | 122.1 | Cayman | 1 | - | 173 |
| USA | 12 | 1,717 | 112.0 | UK | 37 | 3,634 | 234 |
| S.A. | 15 | 1,329 | 67.2 | USA | 19 | 2,580 | 97 |
| Mauritius | 8 | 594 | 60.3 | Netherlands | 11 | 1,524 | 83 |
| Kenya | 29 | 2,004 | 50.2 | Kenya | 23 | 1,558 | 82 |
| Canada | 23 | 1,448 | 39.6 | Armenia | 1 | 450 | 57 |
| Subtotal | 295 | 31,048 | 2,272.2 | Subtotal | 193 | 23,125 | 1,657 |
| Rest of the World | 531 | 48,053 | 4,903 | Other Countries | 108 | 12,754 | 333 |
| Total | 826 | 79,101 | 7,175 | Total | 301 | 35,879 | 1,990 |

Source: Tanzania Investment Centre

7.6.5 Uganda

In Uganda, the top ten countries accounted for 93.5 percent of the total foreign investment portfolio in 2012. Netherlands, United Kingdom and India were the major sources of Uganda's foreign investment valued at US\$ 209.8 million, US\$ 157.9 million and US\$ 92.4 million respectively. Investments from India created 6,035 jobs, while those from China and United Kingdom created 4,955 and 2,768 jobs respectively.

Table 7.12: Uganda's Major Sources of Investment 2011 - 2012

| Country | 2011 | | | Country | 2012 | | |
|-----------------|------------|---------------|----------------------|-----------------|--------------------|---------------|--------------|
| | Number of | Employment | Value (US\$ million) | | Number of Projects | Employment | Value (US\$) |
| India | 18 | 4,404 | 84.1 | Netherlands | 8 | 1,468 | 210 |
| Kenya | 3 | 873 | 68.5 | United Kingdom | 16 | 2,768 | 158 |
| Norway | 37 | 3,092 | 52.8 | India | 72 | 6,035 | 92 |
| China | 27 | 2,052 | 42.0 | China | 45 | 4,955 | 86 |
| United Kingdom | 3 | 243 | 21.7 | Kenya | 14 | 2,260 | 72 |
| Iran | 3 | 267 | 16.7 | Sweden | 2 | 222 | 52 |
| Sri Lanka | 15 | 502 | 13.2 | Italy | 1 | 800 | 30 |
| Egypt | 5 | 129 | 12.3 | Sri Lanka | 1 | 305 | 18 |
| Mauritius | 2 | 544 | 9.9 | South Africa | 5 | 169 | 17 |
| South Africa | 2 | 119 | 9.8 | Sudan | 2 | 209 | 9 |
| Subtotal | 115 | 12,225 | 331.0 | Subtotal | 166 | 19,191 | 744 |
| Other Countries | 43 | 3,683 | 55.3 | Other Countries | 57 | 27,011 | 52 |
| Total | 158 | 15,908 | 386.3 | Total | 223 | 46,202 | 796 |

Source: Uganda Investment Authority

7.7 Challenges to Investment Promotion

FDI flows to EAC region have been resilient against the backdrop of global financial and economic crises. The positive trend in inflows mirrors other key macroeconomic indicators such as GDP and international trade.

Despite growth in FDI flows to the EAC region, jobs created in such ventures are still relatively low due to low volumes of inflows. In addition, sectoral distribution of investment flows is skewed mostly to the capital intensive industries. The main challenge remains that of attracting and facilitating foreign investments into long term productive ventures that will lead to job creation and stimulate economic development. EAC Partner States need to promote investment flows in sectors that have direct linkages on employment creation, economic growth and development.

From the analysis, 94 percent of FDI flows to EAC Partner States are mostly from developed economies and other emerging markets such as China and India. Significant risk to this scenario remains that of uncertainty surrounding the global financial system and possible deterioration of investor confidence that may affect investment flows. It is important for EAC investment agencies to focus on promoting intra EAC FDI flows. This may need collaboration among key stakeholders both in the Government and the private sector.

As Partner States gear towards deeper and wider integration, the key challenge remains that of attracting investment in infrastructure and energy related projects. It is important for Partner States to create synergies between trade and investments policies in the region. In addition, EAC Investment agencies should identify information and data gaps on investment projects in the EAC region. This will cushion against inconsistency and duplication of efforts.



tex

TEX
TMM 763703 5
45G1

TEX
TMM 764024 6
45G1

TEX
TMM 764024 6
45G1

TEX
TMM 763703 5
45G1

TEX
TMM 764024 6
45G1

TEX
TMM 764024 6
45G1

TEX
TMM 763703 5
45G1

TEX
TMM 763703 5
45G1

TEX
TMM 764024 6
45G1

TEX
TMM 764024 6
45G1

TGHU 755062 3
45G1
MAX. WT. 24000 LBS
TARE WT. 6800 LBS
PAYLOAD 17200 LBS
CU. CAP. 107.7 CBM

tex
TGHU 764254 5
45G1
MAX. WT. 24000 LBS
TARE WT. 6800 LBS
PAYLOAD 17200 LBS
CU. CAP. 107.7 CBM

TEX
TGHU 729138 0
45G1
MAX. WT. 24000 LBS
TARE WT. 6800 LBS
PAYLOAD 17200 LBS
CU. CAP. 107.7 CBM

TGHU 729138 0
45G1
MAX. WT. 24000 LBS
TARE WT. 6800 LBS
PAYLOAD 17200 LBS
CU. CAP. 107.7 CBM

CHAPTER 8

CONCLUSIONS



The rebound of EAC Partner States from the global financial and economic crises has been faster and stronger. GDP growth accelerated and remained robust against the backdrop of a sluggish global economy, averaging at 5.4 percent in 2012, higher than 4.9 percent average growth for SSA. Inflation in the region slowed in 2012, as food and fuel price inflation eased following the 2011 surge; the containment of inflation in the EAC region was marked as EAC Partner States used coordinated approach of monetary policy tightening to reverse the 2011 price spikes.

World trade reflected the weak momentum in global activity. The volume of exports and imports of advanced economies slowed to their pre crises levels. The trend was also reflected in the emerging markets and developing economies, including China, India and SSA economies. Consequently, exports volume growth in SSA slowed to an average of 3.5 in 2012 from 4.2 in 2011, while import volume growth halved to 4.5 percent from 10.7 percent over the same period.

In contrast, EAC total trade with the rest of the world increased to US\$ 52,836.0 million, being 9.6 percent higher compared to US\$ 48,226.5 million recorded in 2011. This was driven by increased levels of both imports and exports. However, the share of total trade with the rest of the world to total EAC trade declined marginally to 89.3 percent compared to 90.3 percent in 2011.

The value of Intra EAC trade grew by 21.9 percent to US\$ 5,471 largely attributed to increase in both imports and exports that went up by 20.6 percent and 22.9 percent, respectively. Inter and Intra-EAC imported commodities mainly include mineral fuels, manufactured goods and machinery and capital equipment. Exports growth was largely driven by improved agricultural produces especially the main traditional commodities of tea, coffee and horticulture. The main challenge however, was the over reliance on commodity exports given fluctuations in the international market. In addition, weak external demand posed real threat to commodity exports given that EAC partner states remained highly dependent on developed countries as their export market.

Investment flows to EAC region was on an upward trend, largely attributed to the improved political, economic and social environment and the opportunities brought about by implementation of Customs Union and the Common Market. The rising trend in FDI flows to the region was largely attributed to the recent discoveries and exploration of gas reserves in Tanzania and oil fields in Uganda and Kenya. In addition the region's good economic performance over the recent past underpins the rise in investment in key sectors such as manufacturing, services, finance, agri-business among others.

Despite the positive trends in FDI flows, the intra EAC FDI flows as a share of total FDI flows has remained low. In addition, FDI flows have concentrated on few industries such as mining and manufacturing industries. FDI inflows to the agricultural sector and the services industries such as financial services and trade are still low; explaining the low employment trends on FDI financed projects.

APPENDICES



Table 1: Individual EAC Country's Total Trade with the Rest of the World, 2008-2012 (US\$ million)

| Partner State | Country/Region | 2008 | 2009 | 2010 | 2011 | 2012 | % change | | | | |
|--------------------|----------------------|------------------|------------------|------------------|------------------|---------------|--------------|--------------|--------------|--------------|----------|
| | | | | | | | 2008 | 2009 | 2010 | 2011 | 2012 |
| Uganda | Kenya | 675.96 | 676.63 | 701.83 | 871.16 | 844.26 | 10.11 | 0.10 | 3.72 | 24.13 | -3.09 |
| | Tanzania | 86.01 | 74.56 | 94.14 | 80.18 | 103.99 | 40.09 | -13.31 | 26.26 | -14.83 | 29.70 |
| | Rwanda | 139.77 | 138.37 | 156.73 | 201.38 | 231.46 | 60.48 | -1.01 | 13.28 | 28.48 | 14.94 |
| | Burundi | 46.29 | 56.19 | 52.42 | 43.64 | 47.50 | 6.40 | 21.37 | -6.70 | -16.75 | 8.86 |
| | Rest of Africa | 821.15 | 714.90 | 770.86 | 965.37 | 1,182.67 | 38.85 | -12.94 | 7.83 | 25.23 | 22.51 |
| | EU | 1,340.31 | 1,097.72 | 1,093.18 | 1,189.38 | 1,065.76 | 28.61 | -18.10 | -0.41 | 8.80 | -10.39 |
| | UAE | 643.64 | 502.33 | 511.93 | 516.62 | 627.23 | 9.04 | -21.96 | 1.91 | 0.92 | 21.41 |
| | China | 378.57 | 396.33 | 436.65 | 549.20 | 713.29 | 31.14 | 4.69 | 10.17 | 25.78 | 29.88 |
| | USA | 133.06 | 128.89 | 126.97 | 204.50 | 120.33 | 10.39 | -3.13 | -1.49 | 61.06 | -41.16 |
| | Japan | 276.96 | 276.68 | 307.90 | 327.22 | 329.39 | 17.74 | -0.10 | 11.28 | 6.28 | 0.66 |
| | India | 489.22 | 540.74 | 698.32 | 947.30 | 1,280.56 | 41.53 | 10.53 | 29.14 | 35.66 | 35.18 |
| | Rest of the World | 1,219.20 | 1,221.89 | 1,332.02 | 1,894.00 | 1,855.35 | 50.10 | 0.22 | 9.01 | 42.19 | -2.04 |
| Total Trade | 6,250.16 | 5,825.21 | 6,282.94 | 7,789.95 | 8,401.94 | 29.35 | -6.80 | 7.86 | 23.99 | 7.86 | |
| Tanzania | Kenya | 408.2 | 304.46 | 276.00 | 561.21 | 913.93 | 79.83 | -25.41 | -9.35 | 103.34 | 62.85 |
| | Uganda | 17.1 | 12.13 | 17.88 | 89.06 | 211.51 | -67.43 | -29.09 | 47.35 | 398.10 | 137.49 |
| | Rwanda | 0.1 | 0.02 | 1.41 | 96.74 | 107.96 | -99.72 | -61.58 | 7202.67 | 6760.99 | 11.60 |
| | Burundi | 0.4 | 0.31 | 0.60 | 40.63 | 58.50 | -99.40 | -27.45 | 92.77 | 6671.67 | 43.97 |
| | Rest of Africa | 1,069.5 | 810.73 | 952.07 | 2,826.12 | 2,722.71 | 46.60 | -24.20 | 17.43 | 196.84 | -3.66 |
| | EU | 1,324.2 | 1,240.99 | 1,156.00 | 2,141.69 | 2,212.81 | -9.65 | -6.29 | -6.85 | 85.27 | 3.32 |
| | UAE | 823.4 | 631.57 | 672.00 | 1,321.25 | 1,121.67 | -6.45 | -23.29 | 6.40 | 96.61 | -15.11 |
| | China | 648.9 | 692.07 | 882.50 | 1,733.69 | 1,687.91 | 13.32 | 6.66 | 27.52 | 96.45 | -2.64 |
| | USA | 211.4 | 138.82 | 156.97 | 351.95 | 308.43 | -15.61 | -34.32 | 13.07 | 124.21 | -12.37 |
| | Japan | 252.1 | 422.15 | 556.11 | 850.01 | 817.23 | -22.90 | 67.45 | 31.73 | 52.85 | -3.86 |
| | India | 712.1 | 772.87 | 772.87 | 1,775.14 | 1,361.27 | 20.34 | 8.53 | 0.00 | 129.68 | -23.31 |
| | Rest of the World | 1,440.4 | 1,505.11 | 2,576.84 | 4,123.41 | 5,739.03 | -49.86 | 4.49 | 71.21 | 60.02 | 39.18 |
| Total Trade | 6,907.80 | 6,531.22 | 8,021.25 | 15,910.90 | 17,262.96 | -14.28 | -5.45 | 22.81 | 98.36 | 8.50 | |
| Kenya | Uganda | 688.41 | 655.02 | 774.12 | 971.63 | 977.12 | 17.16 | -4.85 | 18.18 | 25.51 | 0.57 |
| | Tanzania | 529.19 | 489.93 | 553.59 | 646.47 | 713.46 | 22.82 | -7.42 | 12.99 | 16.78 | 10.36 |
| | Rwanda | 130.38 | 126.39 | 138.40 | 157.37 | 200.37 | 49.02 | -3.06 | 9.50 | 13.71 | 27.33 |
| | Burundi | 51.53 | 60.63 | 70.72 | 71.75 | 66.33 | 34.62 | 17.66 | 16.63 | 1.47 | -7.55 |
| | Rest of Africa | 2,206.57 | 2,125.04 | 2,296.43 | 2,643.82 | 2,450.24 | 24.73 | -3.70 | 8.07 | 15.13 | -7.32 |
| | EU | 3,255.52 | 3,065.02 | 3,337.49 | 3,483.49 | 3,693.18 | 12.64 | -5.85 | 8.89 | 4.37 | 6.02 |
| | UAE | 1,766.73 | 1,298.32 | 1,702.64 | 2,465.33 | 2,107.01 | 21.25 | -26.51 | 31.14 | 44.79 | -14.53 |
| | China | 962.36 | 995.62 | 1,556.06 | 1,662.18 | 2,037.41 | 37.37 | 3.46 | 56.29 | 6.82 | 22.57 |
| | USA | 700.55 | 872.37 | 780.46 | 791.79 | 1,090.43 | -26.03 | 24.53 | -10.54 | 1.45 | 37.72 |
| | Japan | 683.75 | 660.39 | 761.84 | 663.30 | 774.30 | 8.44 | -3.42 | 15.36 | -12.93 | 16.73 |
| | India | 1,408.60 | 1,142.60 | 1,410.13 | 1,778.69 | 2,393.54 | 51.26 | -18.88 | 23.41 | 26.14 | 34.57 |
| | Rest of World | 3,743.45 | 3,156.85 | 3,742.79 | 5,082.35 | 5,836.56 | 44.03 | -15.67 | 18.56 | 35.79 | 14.84 |
| Total Trade | 16,127.05 | 14,648.18 | 17,124.66 | 20,418.18 | 22,339.96 | 23.40 | -9.17 | 16.91 | 19.23 | 9.41 | |
| Rwanda | Burundi | 9.08 | 9.70 | 5.44 | 12.14 | 24.56 | -1.43 | 6.77 | -43.93 | 123.22 | 102.40 |
| | Kenya | 160.27 | 235.79 | 162.29 | 182.25 | 230.77 | 33.51 | 47.12 | -31.17 | 12.30 | 26.62 |
| | Tanzania | 26.39 | 55.78 | 67.59 | 75.45 | 242.67 | 64.04 | 111.40 | 21.17 | 11.63 | 221.64 |
| | Uganda | 150.96 | 157.41 | 159.66 | 196.38 | 303.29 | 48.45 | 4.27 | 1.43 | 23.00 | 54.44 |
| | Rest of Africa | 114.76 | 137.52 | 99.10 | 221.26 | 230.22 | 23.30 | 19.84 | -27.93 | 123.26 | 4.05 |
| | EU | 307.01 | 318.56 | 251.94 | 351.03 | 293.16 | 60.30 | 3.76 | -20.91 | 39.33 | -16.49 |
| | United Arab Emirates | 86.31 | 74.09 | 61.83 | 71.16 | 120.56 | 63.73 | -14.16 | -16.55 | 15.10 | 69.42 |
| | China | 104.53 | 88.09 | 130.85 | 176.42 | 219.59 | 106.72 | -15.73 | 48.55 | 34.83 | 24.47 |
| | USA | 40.38 | 40.09 | 49.74 | 64.32 | 47.95 | 5.49 | -0.71 | 24.07 | 29.30 | -25.44 |
| | Japan | 39.33 | 35.03 | 66.46 | 55.68 | 56.46 | 50.72 | -10.93 | 89.73 | -16.22 | 1.40 |
| | India | 52.67 | 44.95 | 67.07 | 90.03 | 137.81 | 67.43 | -14.65 | 49.21 | 34.22 | 53.08 |
| | Rest of the World | 146.79 | 152.56 | 228.53 | 281.95 | 255.79 | 10.41 | 3.93 | 49.80 | 23.37 | -9.28 |
| Total Trade | 1238.48 | 1349.57 | 1350.51 | 1778.06 | 2162.84 | 43.40 | 8.97 | 0.07 | 31.66 | 21.64 | |
| Burundi | Kenya | 38.4 | 41.7 | 36.6 | 62.0 | 49.6 | -0.26 | 8.73 | -12.20 | 69.21 | -20.06 |
| | Uganda | 37.3 | 40.2 | 27.6 | 59.3 | 52.6 | -9.25 | 7.81 | -31.28 | 114.67 | -11.25 |
| | Tanzania | 18.9 | 19.4 | 24.7 | 53.5 | 56.7 | 84.13 | 2.64 | 27.05 | 117.03 | 5.96 |
| | Rwanda | 7.4 | 5.8 | 4.4 | 11.9 | 34.1 | 71.00 | -21.17 | -24.44 | 170.62 | 187.29 |
| | Rest of Africa | 57.9 | 50.5 | 44.3 | 102.0 | 109.8 | 56.92 | -12.74 | -12.21 | 130.00 | 7.61 |
| | EU | 15.5 | 16.6 | 22.1 | 27.9 | 325.6 | 96.94 | 7.37 | 32.94 | 26.30 | 1068.77 |
| | UAE | 36.6 | 50.8 | 12.4 | 78.4 | 133.4 | -26.69 | 38.63 | -75.51 | 530.04 | 70.21 |
| | China | 2.1 | 0.4 | 0.2 | 1.3 | 78.0 | 48.54 | -80.70 | -40.30 | 431.28 | 6032.85 |
| | USA | 1.0 | 0.8 | 0.2 | 0.8 | 34.7 | -1.67 | -17.87 | -69.45 | 215.13 | 4333.47 |
| | Japan | 0.1 | 0.1 | 0.0 | 0.1 | 20.3 | -89.20 | 54.46 | -89.46 | 1078.71 | 18225.35 |
| | India | 0.4 | 1.3 | 1.9 | 1.4 | 63.0 | 135.75 | 233.99 | 38.64 | -24.17 | 4356.71 |
| | Rest of the world | 316.7 | 334.1 | 400.4 | 674.4 | 261.7 | 21.86 | 5.51 | 19.84 | 68.44 | -61.19 |
| Total Trade | 532.11 | 561.79 | 574.91 | 1072.90 | 1219.58 | 17.77 | 5.58 | 2.33 | 86.62 | 13.67 | |

Source: National Statistical Offices and Revenue Authorities of Partner States

Table 2: Total EAC Trade by Country and Regional Blocs, 2008-2012 (US \$ Million)

| Partner State | Country/Region | 2008 | 2009 | 2010 | 2011 | 2012 | % change | | | | |
|---------------|--------------------|-----------------|-----------------|-----------------|-----------------|-----------------|--------------|---------------|---------------|---------------|--------------|
| | | | | | | | 2008 | 2009 | 2010 | 2011 | 2012 |
| Uganda | Burundi | 46.29 | 56.19 | 52.42 | 43.64 | 47.50 | 6.40 | 21.37 | -6.70 | -16.75 | 8.86 |
| | Kenya | 675.96 | 676.63 | 701.83 | 871.16 | 844.26 | 10.11 | 0.10 | 3.72 | 24.13 | -3.09 |
| | Rwanda | 139.77 | 138.37 | 156.73 | 201.38 | 231.46 | 60.48 | -1.01 | 13.28 | 28.48 | 14.94 |
| | Tanzania | 86.01 | 74.56 | 94.14 | 80.18 | 103.99 | 40.09 | -13.31 | 26.26 | -14.83 | 29.70 |
| | Total EAC | 948.04 | 945.75 | 1,005.13 | 1,196.36 | 1,227.21 | 17.64 | -0.24 | 6.28 | 19.03 | 2.58 |
| | COMESA | 457.33 | 423.43 | 489.93 | 627.46 | 898.07 | 167.51 | -7.41 | 15.71 | 28.07 | 43.13 |
| | ECOWAS | 12.80 | 6.23 | 9.88 | 16.07 | 11.73 | 548.21 | -51.35 | 58.67 | 62.64 | -26.97 |
| | SADC | 361.18 | 467.12 | 492.71 | 519.07 | 627.26 | 2.63 | 29.33 | 5.48 | 5.35 | 20.84 |
| | Rest Of Africa | 27.89 | 11.64 | 5.45 | 39.76 | 42.68 | -42.70 | -58.27 | -53.19 | 629.90 | 7.35 |
| | EU | 1,340.31 | 1,097.72 | 1,093.18 | 1,189.38 | 1,065.91 | 28.61 | -18.10 | -0.41 | 8.80 | -10.38 |
| | o/w United Kingdom | 256.03 | 192.74 | 171.34 | 192.00 | 185.15 | 49.57 | -24.72 | -11.10 | 12.06 | -3.57 |
| | USA | 133.06 | 128.89 | 126.97 | 204.50 | 120.33 | 10.39 | -3.13 | -1.49 | 61.06 | -41.16 |
| | Rest of the World | 3,007.60 | 3,066.85 | 3,286.80 | 4,234.35 | 4,805.82 | 32.37 | 1.97 | 7.17 | 28.83 | 13.50 |
| Tanzania | Kenya | 408.19 | 304.5 | 276.0 | 561.21 | 913.93 | 79.83 | -25.41 | -9.35 | 103.34 | 62.85 |
| | Uganda | 17.11 | 12.1 | 17.9 | 89.06 | 211.51 | -67.43 | -29.09 | 47.35 | 398.10 | 137.49 |
| | Rwanda | 0.05 | 0.0 | 1.4 | 96.74 | 107.96 | -99.72 | -61.58 | 7202.67 | 6760.99 | 11.60 |
| | Burundi | 0.43 | 0.3 | 0.6 | 40.63 | 58.50 | -99.40 | -27.45 | 92.77 | 6671.67 | 43.97 |
| | Total EAC | 425.31 | 316.9 | 295.9 | 787.64 | 1,291.90 | 15.53 | -25.48 | -6.64 | 166.19 | 64.02 |
| | COMESA | 172.23 | 105.5 | 132.6 | 520.88 | 568.09 | -43.07 | -38.75 | 25.71 | 292.82 | 9.06 |
| | ECOWAS | 13.64 | 3.5 | 4.8 | 25.39 | 9.88 | 24.30 | -74.57 | 38.38 | 428.96 | -61.09 |
| | SADC | 969.20 | 764.5 | 793.6 | 1,972.59 | 2,605.91 | -4.43 | -21.12 | 3.80 | 148.57 | 32.11 |
| | Rest of Africa | 36.33 | 11.1 | 21.1 | 206.15 | 42.59 | 124.91 | -69.40 | 89.67 | 877.48 | -79.34 |
| | EU | 1,324.25 | 1,240.99 | 1,156.00 | 2,141.69 | 2,212.81 | -9.65 | -6.29 | -6.85 | 85.27 | 3.32 |
| | o/w United Kingdom | 176.06 | 183.4 | 207.9 | 321.60 | 415.50 | -13.33 | 4.19 | 13.33 | 54.70 | 29.20 |
| | USA | 211.36 | 138.8 | 157.0 | 351.95 | 308.43 | -15.61 | -34.32 | 13.07 | 124.21 | -12.37 |
| | Rest of the World | 3,876.88 | 4,023.76 | 5,252.43 | 4,123.42 | 5,739.03 | -19.89 | 3.79 | 30.54 | -21.50 | 39.18 |
| Kenya | Burundi | 51.53 | 60.63 | 70.72 | 71.75 | 66.33 | 34.62 | 17.66 | 16.63 | 1.47 | -7.55 |
| | Rwanda | 130.38 | 126.39 | 138.40 | 157.37 | 200.37 | 49.02 | -3.06 | 9.50 | 13.71 | 27.33 |
| | Tanzania | 529.19 | 489.93 | 553.59 | 646.47 | 713.46 | 22.82 | -7.42 | 12.99 | 16.78 | 10.36 |
| | Uganda | 688.41 | 655.02 | 774.12 | 971.63 | 977.12 | 17.16 | -4.85 | 18.18 | 25.51 | 0.57 |
| | Total EAC | 1,399.51 | 1,331.97 | 1,536.82 | 1,847.23 | 1,957.29 | 22.31 | -4.83 | 15.38 | 20.20 | 5.96 |
| | COMESA | 1,153.44 | 941.84 | 1,249.77 | 1,470.43 | 1,353.39 | 15.09 | -18.35 | 32.70 | 17.66 | -7.96 |
| | ECOWAS | 98.08 | 43.97 | 36.56 | 37.91 | 58.94 | 112.38 | -55.16 | -16.86 | 3.70 | 55.46 |
| | SADC | 1,207.28 | 1,397.77 | 1,283.91 | 1,521.00 | 1,356.66 | 22.99 | 15.78 | -8.15 | 18.47 | -10.80 |
| | Rest Of Africa | 200.33 | 157.48 | 194.71 | 277.81 | 247.08 | 46.57 | -21.39 | 23.64 | 42.68 | -11.06 |
| | EU | 3,255.52 | 3,068.87 | 3,337.49 | 3,483.49 | 3,693.18 | 12.64 | -5.73 | 8.75 | 4.37 | 6.02 |
| | o/w United Kingdom | 954.96 | 974.55 | 983.60 | 1,016.43 | 997.26 | 10.43 | 2.05 | 0.93 | 3.34 | -1.89 |
| | USA | 700.55 | 872.37 | 780.46 | 791.79 | 1,090.43 | -26.03 | 24.53 | -10.54 | 1.45 | 37.72 |
| | Rest of the World | 8,564.90 | 7,249.90 | 9,173.46 | 11,651.85 | 13,148.82 | 35.55 | -15.35 | 26.53 | 27.02 | 12.85 |
| Rwanda | Burundi | 9.08 | 9.70 | 5.44 | 12.14 | 24.56 | -1.40 | 6.74 | -43.93 | 123.22 | 102.40 |
| | Kenya | 160.27 | 235.79 | 162.29 | 182.25 | 230.77 | 33.51 | 47.12 | -31.17 | 12.30 | 26.62 |
| | Tanzania | 26.39 | 55.78 | 67.59 | 75.45 | 242.67 | 64.04 | 111.40 | 21.17 | 11.63 | 221.64 |
| | Uganda | 150.96 | 157.41 | 159.66 | 196.38 | 303.29 | 48.45 | 4.27 | 1.43 | 23.00 | 54.44 |
| | Total EAC | 337.62 | 458.68 | 394.97 | 466.21 | 801.29 | 41.97 | 35.86 | -13.89 | 18.04 | 71.87 |
| | COMESA | 92.29 | 94.92 | 58.50 | 128.93 | 169.21 | 68.37 | 2.85 | -38.37 | 120.38 | 31.24 |
| | ECOWAS | 2.04 | 2.80 | 2.03 | 3.15 | 1.70 | 339.24 | 37.13 | -27.69 | 55.23 | -46.07 |
| | SADC | 57.91 | 50.34 | 67.39 | 135.09 | 165.35 | 3.45 | -13.07 | 33.86 | 100.46 | 22.40 |
| | Rest of Africa | 0.13 | 5.60 | 2.98 | 39.03 | 17.81 | -84.64 | 4065.36 | -46.83 | 1210.73 | -54.38 |
| | EU | 307.01 | 318.56 | 251.94 | 351.03 | 293.16 | 60.30 | 3.76 | -20.91 | 39.33 | -16.49 |
| | o/w United Kingdom | 39.93 | 29.77 | 27.63 | 37.67 | 25.91 | -13.77 | -25.45 | -7.19 | 36.34 | -31.23 |
| | USA | 40.38 | 40.09 | 49.74 | 64.32 | 47.95 | 5.49 | -0.71 | 24.07 | 29.30 | -25.44 |
| | Rest of the World | 286.23 | 378.01 | 582.37 | 675.24 | 790.22 | 18.02 | 32.07 | 54.06 | 15.95 | 17.03 |
| Burundi | Kenya | 38.38 | 41.73 | 36.64 | 62.00 | 49.56 | -0.26 | 8.73 | -12.20 | 69.21 | -20.06 |
| | Uganda | 37.27 | 40.18 | 27.61 | 59.27 | 52.60 | -9.25 | 7.81 | -31.28 | 114.67 | -11.25 |
| | Tanzania | 18.91 | 19.41 | 24.66 | 53.52 | 56.71 | 84.13 | 2.64 | 27.05 | 117.03 | 5.96 |
| | Rwanda | 7.37 | 5.81 | 4.39 | 11.88 | 34.13 | 71.00 | -21.17 | -24.44 | 170.62 | 187.29 |
| | Total EAC | 101.93 | 107.13 | 93.30 | 186.67 | 193.00 | 8.29 | 5.10 | -12.91 | 100.08 | 3.39 |
| | COMESA | 18.43 | 28.66 | 49.34 | 53.75 | 57.39 | 26.85 | 55.50 | 72.12 | 8.94 | 6.77 |
| | ECOWAS | 0.43 | 0.36 | 0.16 | 0.77 | 1.28 | 24.73 | -17.34 | -54.91 | 379.70 | 66.46 |
| | SADC | 13.07 | 9.53 | 8.76 | 25.31 | 48.30 | 5.81 | -27.10 | -8.07 | 188.95 | 90.82 |
| | Rest of Africa | 1.99 | 0.20 | 1.06 | 1.04 | 2.78 | -6.26 | -89.79 | 419.86 | -1.48 | 167.19 |
| | EU | 137.94 | 115.56 | 138.62 | 227.72 | 325.62 | 30.87 | -16.22 | 19.95 | 64.28 | 42.99 |
| | o/w United Kingdom | 4.75 | 4.58 | 20.92 | 34.94 | 18.51 | -56.17 | -3.54 | 356.36 | 67.05 | -47.03 |
| | USA | 2.9 | 9.34 | 6.10 | 32.71 | 34.72 | -30.46 | 224.59 | -34.73 | 436.52 | 6.13 |
| | Rest of the world | 255.4 | 291.01 | 277.58 | 544.92 | 556.49 | 16.75 | 13.92 | -4.62 | 96.31 | 2.12 |

Source: National Statistical Offices and Revenue Authorities of Partner States

Notes:

- (1) COMESA excludes Kenya, Uganda, Burundi and Rwanda
- (2) SADC excludes Tanzania
- (3) COMESA and SADC have overlapping membership

Table 3: Imports by Country /Region of Origin, 2008-2012 (US \$ Million)

| Partner State | Country/Region | 2008 | 2009 | 2010 | 2011 | 2012 | % change | | | | |
|---------------|--------------------|---------------|---------------|---------------|---------------|---------------|---------------|---------------|--------------|--------------|--------------|
| | | | | | | | 2008 | 2009 | 2010 | 2011 | 2012 |
| Uganda | Burundi | 2.88 | 0.43 | 1.09 | 2.19 | 1.42 | 265.84 | -85.19 | 154.79 | 101.19 | -35.00 |
| | Kenya | 511.33 | 502.66 | 511.53 | 644.57 | 590.19 | 3.16 | -1.70 | 1.76 | 26.01 | -8.44 |
| | Rwanda | 0.91 | 3.07 | 7.39 | 7.88 | 5.36 | -75.99 | 237.83 | 140.61 | 6.64 | -31.98 |
| | Tanzania | 55.48 | 40.80 | 56.53 | 37.97 | 49.97 | 80.14 | -26.47 | 38.56 | -32.83 | 31.60 |
| | Total EAC | 570.61 | 546.95 | 576.53 | 692.61 | 646.95 | 7.45 | -4.14 | 5.41 | 20.13 | -6.59 |
| | COMESA | 81.69 | 75.37 | 89.82 | 92.02 | 112.93 | 135.09 | -7.73 | 19.17 | 2.45 | 22.72 |
| | ECOWAS | 11.62 | 4.55 | 7.76 | 14.82 | 9.76 | 587.02 | -60.86 | 70.51 | 91.08 | -34.15 |
| | SADC | 343.56 | 282.28 | 291.32 | 364.51 | 363.93 | 43.22 | -17.84 | 3.20 | 25.12 | -0.16 |
| | Rest Of Africa | 2.12 | 1.55 | 0.82 | 22.43 | 24.35 | -28.20 | -26.64 | -47.14 | 2632.51 | 8.55 |
| | EU | 877.99 | 752.76 | 727.49 | 713.45 | 653.55 | 22.34 | -14.26 | -3.36 | -1.93 | -8.39 |
| | o/w United Kingdom | 137.64 | 140.32 | 134.47 | 131.16 | 127.13 | 16.75 | 1.94 | -4.17 | -2.46 | -3.07 |
| | USA | 117.36 | 91.72 | 105.53 | 169.54 | 96.49 | 16.27 | -21.85 | 15.05 | 60.66 | -43.09 |
| | UAE | 515.53 | 416.55 | 391.04 | 373.31 | 450.83 | 25.02 | -19.20 | -6.12 | -4.53 | 20.77 |
| | India | 470.49 | 521.08 | 684.41 | 928.08 | 1,266.18 | 37.81 | 10.75 | 31.34 | 35.60 | 36.43 |
| | China | 365.78 | 379.21 | 414.66 | 522.49 | 684.23 | 33.37 | 3.67 | 9.35 | 26.01 | 30.95 |
| Japan | 268.73 | 269.97 | 305.53 | 323.34 | 323.70 | 16.88 | 0.46 | 13.17 | 5.83 | 0.11 | |
| Rest of world | 938.43 | 950.53 | 1,109.28 | 1,506.45 | 1,461.17 | 52.38 | 1.29 | 16.70 | 35.80 | -3.01 | |
| Tanzania | Kenya | 408.19 | 304.46 | 276.00 | 339.34 | 564.24 | 294.11 | -25.41 | -9.35 | 22.95 | 66.28 |
| | Uganda | 17.11 | 12.13 | 17.88 | 36.43 | 108.35 | 164.18 | -29.09 | 47.35 | 103.75 | 197.42 |
| | ECOWAS | 0.05 | 0.02 | 1.41 | 1.58 | 2.12 | 241.14 | -61.58 | 7202.67 | 12.06 | 34.18 |
| | Burundi | 0.43 | 0.31 | 0.60 | 0.78 | 3.89 | 1973.96 | -27.45 | 92.77 | 30.00 | 398.59 |
| | Total EAC | 425.79 | 316.92 | 295.89 | 378.13 | 678.60 | 286.77 | -25.57 | -6.64 | 27.79 | 79.46 |
| | COMESA | 172.23 | 105.48 | 132.60 | 201.09 | 155.26 | 38.35 | -38.75 | 25.71 | 51.65 | -22.79 |
| | ECOWAS | 13.64 | 3.47 | 4.80 | 15.63 | 5.18 | 328.41 | -74.57 | 38.38 | 225.63 | -66.86 |
| | SADC | 969.20 | 764.52 | 793.58 | 1,176.05 | 1,110.77 | 49.93 | -21.12 | 3.80 | 48.20 | -5.55 |
| | Rest Of Africa | 36.33 | 11.12 | 21.09 | 67.17 | 7.52 | 2021.96 | -69.40 | 89.67 | 218.49 | -88.80 |
| | EU | 1,324.25 | 1,240.99 | 1,156.00 | 1,569.61 | 1,448.95 | 26.58 | -6.29 | -6.85 | 35.78 | -7.69 |
| | o/w United Kingdom | 176.06 | 183.45 | 207.89 | 291.32 | 368.12 | 1.42 | 4.19 | 13.33 | 40.13 | 26.36 |
| | USA | 211.36 | 138.82 | 156.97 | 302.13 | 239.08 | 12.46 | -34.32 | 13.07 | 92.48 | -20.87 |
| | UAE | 823.37 | 631.57 | 672.00 | 1,243.28 | 1,025.69 | 5.22 | -23.29 | 6.40 | 85.01 | -17.50 |
| | India | 712.10 | 772.87 | 895.01 | 1,564.97 | 880.63 | 38.89 | 8.53 | 15.80 | 74.86 | -43.73 |
| | China | 648.87 | 692.07 | 882.50 | 1,056.32 | 1,162.89 | 56.01 | 6.66 | 27.52 | 19.70 | 10.09 |
| Japan | 252.10 | 422.15 | 556.11 | 493.21 | 518.33 | -4.06 | 67.45 | 31.73 | -11.31 | 5.09 | |
| Rest of world | 1,440.44 | 1,505.11 | 2,246.81 | 2,976.48 | 4,485.11 | -23.03 | 4.49 | 49.28 | 32.48 | 50.69 | |
| Kenya | Uganda | 75.48 | 57.22 | 116.45 | 116.40 | 180.88 | -15.02 | -24.19 | 103.50 | -0.05 | 55.40 |
| | Tanzania | 105.55 | 100.96 | 133.14 | 176.45 | 170.01 | 6.42 | -4.35 | 31.87 | 32.53 | -3.65 |
| | Rwanda | 0.37 | 3.10 | 5.43 | 4.75 | 9.71 | -72.21 | 747.72 | 74.91 | -12.42 | 104.17 |
| | Burundi | 1.13 | 1.20 | 1.83 | 5.28 | 3.66 | -50.21 | 6.02 | 52.63 | 188.76 | -30.59 |
| | TOTAL EAC | 182.53 | 162.49 | 256.84 | 302.88 | 364.26 | -3.71 | -12.62 | 57.78 | 17.33 | 19.82 |
| | COMESA | 332.64 | 261.25 | 391.83 | 496.17 | 535.79 | 1.22 | -21.46 | 49.99 | 26.63 | 7.99 |
| | ECOWAS | 38.50 | 6.40 | 3.44 | 6.59 | 9.90 | 515.58 | -83.37 | -46.33 | 91.82 | 50.09 |
| | SADC | 831.95 | 1,052.55 | 927.35 | 1,096.08 | 908.62 | 54.58 | 26.52 | -11.89 | 18.19 | -17.10 |
| | Rest of Africa | 7.71 | 3.53 | 22.83 | 82.90 | 9.07 | 277.64 | -54.25 | 546.99 | 263.17 | -89.06 |
| | EU | 1,961.29 | 1,887.74 | 2,101.62 | 2,178.85 | 2,409.77 | 42.83 | -3.75 | 11.33 | 3.68 | 10.60 |
| | o/w United Kingdom | 405.96 | 476.86 | 476.10 | 485.98 | 517.63 | -7.12 | 17.47 | -0.16 | 2.08 | 6.51 |
| | USA | 402.39 | 647.13 | 496.21 | 501.59 | 778.73 | -39.17 | 60.82 | -23.32 | 1.09 | 55.25 |
| | UAE | 1,657.14 | 1,159.78 | 1,464.65 | 2,241.06 | 1,769.30 | 24.70 | -30.01 | 26.29 | 53.01 | -21.05 |
| | India | 1,310.69 | 1,076.18 | 1,303.13 | 1,672.84 | 2,304.67 | 55.20 | -17.89 | 21.09 | 28.37 | 37.77 |
| | China | 933.02 | 963.47 | 1,524.36 | 1,619.36 | 1,973.85 | 37.47 | 3.26 | 58.22 | 6.23 | 21.89 |
| Japan | 649.90 | 631.58 | 735.45 | 637.24 | 745.30 | 6.34 | -2.82 | 16.45 | -13.35 | 16.96 | |
| Rest of World | 2,977.93 | 2,469.53 | 2,882.07 | 4,092.27 | 4,583.80 | 50.13 | -17.07 | 16.71 | 41.99 | 12.01 | |

Table 3: Imports by Country /Region of Origin, 2008-2012 (US \$ Million)

| Partner State | Country/Region | 2008 | 2009 | 2010 | 2011 | 2012 | % change | | | | |
|-------------------|----------------------|---------------|---------------|---------------|---------------|---------------|--------------|--------------|---------------|---------------|--------------|
| | | | | | | | 2008 | 2009 | 2010 | 2011 | 2012 |
| Rwanda | Burundi | 3.56 | 4.31 | 1.53 | 3.62 | 10.93 | 73.39 | 21.01 | -64.58 | 136.85 | 202.27 |
| | Kenya | 128.96 | 152.69 | 123.49 | 118.40 | 135.21 | 50.53 | 18.41 | -19.13 | -4.12 | 14.20 |
| | Tanzania | 25.55 | 54.62 | 65.50 | 73.90 | 76.95 | 62.76 | 113.77 | 19.92 | 12.83 | 4.13 |
| | Uganda | 145.26 | 151.83 | 154.04 | 189.14 | 234.73 | 47.44 | 4.53 | 1.45 | 22.78 | 24.11 |
| | Total EAC | 303.33 | 363.46 | 344.55 | 385.06 | 457.83 | 50.21 | 19.82 | -5.20 | 11.76 | 18.90 |
| | COMESA | 59.74 | 30.49 | 37.58 | 56.93 | 40.36 | 92.56 | -48.96 | 23.24 | 51.47 | -29.11 |
| | ECOWAS | 1.96 | 2.09 | 1.47 | 1.23 | 1.33 | 547.17 | 6.77 | -29.69 | -16.80 | 8.58 |
| | SADC | 15.47 | 41.17 | 44.61 | 72.69 | 55.34 | -56.38 | 166.10 | 8.35 | 62.95 | -23.87 |
| | Rest of Africa | 0.13 | 5.46 | 2.71 | 38.68 | 17.39 | -78.50 | 3960.46 | -50.33 | 1326.48 | -55.05 |
| | EU | 237.28 | 277.18 | 206.24 | 227.78 | 279.56 | 86.15 | 16.81 | -25.59 | 10.45 | 22.74 |
| | o/w United Kingdom | 26.55 | 25.02 | 16.74 | 20.25 | 23.39 | 124.26 | -5.76 | -33.07 | 20.92 | 15.54 |
| | USA | 36.65 | 36.18 | 42.38 | 54.33 | 41.64 | 26.94 | -1.28 | 17.13 | 28.20 | -23.36 |
| | United Arab Emirates | 84.81 | 71.89 | 61.44 | 67.91 | 119.96 | 63.22 | -15.23 | -14.53 | 10.52 | 76.66 |
| | India | 48.67 | 43.50 | 66.98 | 89.59 | 137.56 | 57.03 | -10.60 | 53.97 | 33.76 | 53.54 |
| | China | 98.87 | 80.42 | 113.26 | 158.84 | 217.70 | 99.24 | -18.66 | 40.84 | 40.24 | 37.06 |
| ROW | 155.36 | 160.33 | 243.65 | 230.47 | 299.94 | -7.03 | 3.20 | 51.97 | -5.41 | 30.14 | |
| Burundi | Kenya | 31.2 | 34.1 | 26.8 | 46.7 | 45.8 | 2.97 | 9.29 | -21.41 | 74.25 | -1.93 |
| | Tanzania | 17.0 | 18.1 | 23.3 | 52.8 | 43.8 | 73.47 | 6.47 | 28.73 | 126.61 | -17.05 |
| | Uganda | 34.5 | 34.1 | 24.9 | 54.3 | 51.1 | -11.08 | -1.16 | -26.98 | 118.07 | -5.89 |
| | Rwanda | 3.8 | 1.9 | 2.2 | 7.0 | 27.4 | 100.00 | -50.00 | 15.79 | 218.18 | 291.43 |
| | Total EAC | 86.5 | 88.2 | 77.2 | 160.8 | 168.10 | | 1.97 | -12.47 | 108.29 | 4.54 |
| | COMESA | 16.18 | 27.24 | 48.01 | 53.72 | 50.90 | 29.45 | 68.34 | 76.21 | 11.90 | -5.25 |
| | ECOWAS | 0.43 | 0.21 | 0.13 | 0.66 | 1.10 | 120.61 | -52.19 | -36.63 | 405.70 | 66.78 |
| | SADC | 11.16 | 9.00 | 8.53 | 25.19 | 34.90 | 3.60 | -19.37 | -5.22 | 195.33 | 38.54 |
| | Rest of Africa | 1.88 | 0.19 | 1.05 | 1.03 | 1.40 | -11.44 | -89.73 | 441.60 | -1.49 | 35.86 |
| | EU | 121.86 | 97.65 | 101.11 | 182.66 | 285.70 | 37.39 | -19.86 | 3.54 | 80.66 | 56.41 |
| | o/w United kingdom | 4.55 | 4.08 | 5.12 | 16.94 | 0.20 | 44.89 | -10.28 | 25.32 | 231.08 | -98.82 |
| | USA | 2.79 | 9.34 | 6.10 | 32.11 | 34.10 | -31.64 | 235.07 | -34.73 | 426.68 | 6.18 |
| | United Arab Emirates | 14.26 | 17.88 | 19.80 | 34.90 | 28.00 | 26.48 | 25.44 | 10.70 | 76.27 | -19.76 |
| | India | 16.99 | 20.67 | 26.28 | 42.30 | 62.90 | 26.83 | 21.68 | 27.13 | 60.98 | 48.70 |
| | China | 25.57 | 35.09 | 53.79 | 64.79 | 76.60 | 76.52 | 37.26 | 53.27 | 20.44 | 18.23 |
| Rest of the world | 130.49 | 137.41 | 118.66 | 273.44 | 219.20 | 28.01 | 5.30 | -13.64 | 130.43 | -19.84 | |

Source: National Statistical Offices and Revenue Authorities of Partner States

Notes:

- (1) COMESA excludes Kenya, Uganda, Burundi and Rwanda
- (2) SADC excludes Tanzania
- (3) COMESA and SADC have overlapping membership

Table 4: Exports by Country /Region of Destination, 2008-2012 (US\$ million)

| Partner State | Country/Region | 2008 | 2009 | 2010 | 2011 | 2012 | % change | | | | |
|---------------|--------------------|-----------------|-----------------|-----------------|-----------------|-----------------|--------------|---------------|--------------|---------------|--------------|
| | | | | | | | 2008 | 2009 | 2010 | 2011 | 2012 |
| Uganda | Burundi | 45.38 | 55.76 | 51.33 | 41.45 | 46.08 | 6.24 | 22.86 | -7.94 | -19.25 | 11.17 |
| | Kenya | 164.63 | 173.97 | 190.30 | 226.58 | 254.06 | 39.29 | 5.67 | 9.38 | 19.06 | 12.13 |
| | Rwanda | 136.90 | 135.29 | 149.35 | 193.50 | 226.10 | 64.32 | -1.17 | 10.39 | 29.57 | 16.85 |
| | Tanzania | 30.53 | 33.76 | 37.61 | 42.21 | 54.02 | -0.23 | 10.59 | 11.40 | 12.23 | 27.98 |
| | Total EAC | 377.44 | 398.79 | 428.59 | 503.74 | 580.27 | 37.34 | 5.66 | 7.47 | 17.53 | 15.19 |
| | COMESA | 375.65 | 348.09 | 400.11 | 535.45 | 690.13 | 43.24 | -7.34 | 14.94 | 33.82 | 28.89 |
| | ECOWAS | 1.17 | 1.68 | 2.12 | 1.24 | 1.97 | 315.52 | 42.89 | 26.51 | -41.41 | 58.65 |
| | SADC | 144.26 | 184.84 | 201.38 | 203.50 | 263.33 | 27.78 | 28.13 | 8.95 | 1.05 | 29.40 |
| | Rest Of Africa | 25.77 | 10.08 | 4.63 | 17.33 | 18.33 | -43.63 | -60.87 | -54.12 | 274.54 | 5.79 |
| | EU | 462.32 | 344.96 | 365.69 | 475.93 | 412.20 | 42.45 | -25.39 | 6.01 | 30.15 | -13.39 |
| | o/w United Kingdom | 118.39 | 52.42 | 36.87 | 60.84 | 58.02 | 122.19 | -55.72 | -29.67 | 65.01 | -4.63 |
| | USA | 15.70 | 37.17 | 21.44 | 34.96 | 23.84 | -19.89 | 136.82 | -42.32 | 63.04 | -31.81 |
| | UAE | 128.11 | 85.77 | 120.89 | 143.32 | 176.40 | -27.99 | -33.05 | 40.94 | 18.55 | 23.09 |
| | India | 18.73 | 19.65 | 13.91 | 19.22 | 14.37 | 338.72 | 4.90 | -29.25 | 38.23 | -25.21 |
| | China | 12.79 | 17.12 | 21.99 | 26.71 | 29.06 | -11.24 | 33.87 | 28.44 | 21.46 | 8.82 |
| | Japan | 8.23 | 6.71 | 2.36 | 3.89 | 5.70 | 55.04 | -18.48 | -64.79 | 64.49 | 46.53 |
| Rest of World | 280.77 | 271.35 | 222.74 | 492.67 | 394.17 | 42.96 | -3.35 | -17.91 | 121.19 | -19.99 | |
| Tanzania | Kenya | 251.74 | 192.90 | 260.16 | 221.37 | 349.69 | 103.98 | -23.37 | 34.87 | -14.91 | 57.97 |
| | Uganda | 58.73 | 51.65 | 60.38 | 52.63 | 103.16 | 27.49 | -12.06 | 16.90 | -12.84 | 96.01 |
| | Rwanda | 22.19 | 15.81 | 86.39 | 95.16 | 105.84 | 25.90 | -28.79 | 446.59 | 10.15 | 11.23 |
| | Burundi | 20.40 | 24.63 | 55.73 | 39.85 | 54.61 | -71.24 | 20.73 | 126.25 | -28.49 | 37.03 |
| | Total EAC | 353.07 | 284.99 | 462.66 | 409.01 | 613.30 | 36.83 | -19.28 | 62.34 | -11.60 | 49.95 |
| | COMESA | 304.90 | 221.66 | 329.83 | 319.79 | 412.83 | 71.25 | -27.30 | 48.80 | -3.04 | 29.09 |
| | ECOWAS | 23.06 | 7.40 | 5.08 | 9.76 | 4.70 | 196.06 | -67.92 | -31.33 | 92.13 | -51.84 |
| | SADC | 543.87 | 405.41 | 738.09 | 1099.01 | 1495.14 | 47.90 | -25.46 | 82.06 | 48.90 | 36.04 |
| | Rest of Africa | 55.53 | 37.87 | 43.30 | 52.79 | 35.07 | 284.48 | -31.81 | 14.35 | 21.92 | -33.57 |
| | EU | 534.06 | 493.51 | 508.80 | 572.08 | 763.86 | 27.30 | -7.59 | 3.10 | 12.44 | 33.52 |
| | o/w United Kingdom | 83.86 | 32.83 | 36.73 | 30.27 | 47.38 | 183.81 | -60.85 | 11.89 | -17.59 | 56.52 |
| | USA | 56.83 | 41.06 | 49.50 | 49.82 | 69.35 | -9.11 | -27.74 | 20.55 | 0.65 | 39.20 |
| | UAE | 68.05 | 91.44 | 60.45 | 77.97 | 95.98 | -30.31 | 34.38 | -33.89 | 28.98 | 23.10 |
| | India | 172.35 | 187.83 | 226.81 | 210.16 | 480.64 | 118.04 | 8.99 | 20.75 | -7.34 | 128.70 |
| | China | 268.53 | 387.27 | 656.79 | 677.37 | 525.02 | 71.36 | 44.22 | 69.59 | 3.13 | -22.49 |
| | Japan | 147.73 | 178.41 | 214.77 | 356.80 | 298.90 | 130.18 | 20.76 | 20.38 | 66.13 | -16.23 |
| Rest of World | 624.52 | 850.54 | 903.91 | 1146.94 | 1253.92 | 4.70 | 36.19 | 6.28 | 26.89 | 9.33 | |
| Kenya | Uganda | 612.93 | 597.80 | 657.67 | 855.24 | 796.24 | 22.89 | -2.47 | 10.01 | 30.04 | -6.90 |
| | Tanzania | 423.64 | 388.97 | 420.45 | 470.03 | 543.45 | 27.73 | -8.18 | 8.09 | 11.79 | 15.62 |
| | Rwanda | 130.02 | 123.28 | 132.97 | 152.61 | 190.66 | 50.87 | -5.18 | 7.86 | 14.77 | 24.93 |
| | Burundi | 50.40 | 59.43 | 68.89 | 66.48 | 62.67 | 39.97 | 17.92 | 15.91 | -3.50 | -5.73 |
| | Total EAC | 1,216.98 | 1,169.48 | 1,279.97 | 1,544.35 | 1,593.03 | 27.75 | -3.90 | 9.45 | 20.65 | 3.15 |
| | COMESA | 820.80 | 680.59 | 857.94 | 974.26 | 817.61 | 50.10 | -17.08 | 26.06 | 13.56 | -16.08 |
| | ECOWAS | 59.57 | 37.57 | 33.12 | 31.32 | 49.04 | 49.21 | -36.93 | -11.84 | -5.44 | 56.59 |
| | SADC | 375.34 | 345.22 | 356.55 | 424.93 | 448.05 | 22.15 | -8.02 | 3.28 | 19.18 | 5.44 |
| | Rest of Africa | 192.62 | 153.95 | 171.88 | 194.91 | 238.01 | 43.07 | -20.08 | 11.65 | 13.40 | 22.11 |
| | EU | 1,294.23 | 1,181.13 | 1,235.87 | 1,304.64 | 1,283.41 | 98.40 | -8.74 | 4.63 | 5.56 | -1.63 |
| | o/w United Kingdom | 549.00 | 497.69 | 507.50 | 530.45 | 479.64 | 28.37 | -9.35 | 1.97 | 4.52 | -9.58 |
| | USA | 298.16 | 225.24 | 284.25 | 290.19 | 311.71 | 4.39 | -24.46 | 26.20 | 2.09 | 7.41 |
| | UAE | 109.60 | 138.54 | 237.99 | 224.27 | 337.71 | -14.48 | 26.41 | 71.78 | -5.76 | 50.58 |
| | India | 97.91 | 66.42 | 107.00 | 105.84 | 88.87 | 12.92 | -32.16 | 61.08 | -1.08 | -16.03 |
| | China | 29.35 | 32.15 | 31.70 | 42.82 | 63.56 | 34.28 | 9.56 | -1.41 | 35.08 | 48.44 |
| | Japan | 33.85 | 28.80 | 26.39 | 26.07 | 29.00 | 75.03 | -14.91 | -8.38 | -1.22 | 11.24 |
| Rest of World | 765.52 | 683.44 | 860.72 | 990.08 | 1,252.76 | 24.39 | -10.72 | 25.94 | 15.03 | 26.53 | |

Table 4: Exports by Country /Region of Destination, 2008-2012 (US\$ million)

| Partner State | Country/Region | 2008 | 2009 | 2010 | 2011 | 2012 | % change | | | | |
|---------------|----------------------|--------------|--------------|--------------|--------------|---------------|--------------|---------------|---------------|--------------|---------------|
| | | | | | | | 2008 | 2009 | 2010 | 2011 | 2012 |
| Rwanda | Burundi | 5.52 | 5.02 | 3.91 | 8.52 | 13.63 | -22.87 | -9.05 | -22.13 | 117.90 | 60.00 |
| | Kenya | 31.31 | 82.20 | 38.80 | 63.85 | 95.55 | -8.90 | 162.49 | -52.79 | 64.53 | 49.66 |
| | Tanzania | 0.84 | 1.16 | 2.09 | 1.55 | 165.72 | 116.36 | 39.36 | 79.59 | -25.94 | 10604.50 |
| | Uganda | 5.70 | 4.79 | 5.62 | 7.24 | 68.56 | 79.73 | -15.98 | 17.25 | 28.87 | 846.89 |
| | Total EAC | 37.85 | 93.17 | 50.42 | 81.15 | 343.46 | -0.21 | 146.14 | -45.88 | 60.95 | 323.23 |
| | COMESA | 36.10 | 62.14 | 20.92 | 72.00 | 128.85 | 51.75 | 72.17 | -66.34 | 244.16 | 78.95 |
| | ECOWAS | 0.08 | 0.46 | 0.55 | 1.92 | 0.37 | -49.39 | 454.76 | 21.64 | 246.76 | -80.93 |
| | SADC | 42.44 | 5.51 | 22.78 | 62.39 | 110.01 | 106.92 | -87.03 | 313.72 | 173.92 | 76.31 |
| | Rest of Africa | 0.03 | 0.10 | 0.27 | 0.35 | 0.42 | -86.17 | 180.93 | 174.46 | 31.75 | 19.63 |
| | EU | 69.73 | 34.55 | 45.71 | 123.25 | 13.60 | 8.86 | -50.45 | 32.29 | 169.67 | -88.97 |
| | o/w United Kingdom | 13.38 | 4.75 | 10.89 | 17.42 | 2.51 | -61.17 | -64.50 | 129.11 | 60.04 | -85.57 |
| | USA | 3.73 | 3.79 | 7.37 | 9.99 | 6.32 | -60.34 | 1.50 | 94.48 | 35.64 | -36.80 |
| | United Arab Emirates | 1.51 | 0.32 | 0.38 | 3.26 | 0.60 | 98.67 | -78.71 | 19.88 | 746.27 | -81.64 |
| | India | 4.00 | 0.17 | 0.09 | 0.43 | 0.25 | 759.64 | -95.66 | -48.16 | 382.66 | -42.46 |
| | China | 5.66 | 7.57 | 17.59 | 17.59 | 1.89 | 499.88 | 33.64 | 132.42 | -0.02 | -89.25 |
| ROW | 30.69 | 29.22 | 50.17 | 107.16 | 12.31 | -59.31 | -4.80 | 71.71 | 113.60 | -88.51 | |
| Burundi | Kenya | 7.175 | 6.93 | 9.84 | 15.30 | 3.76 | -3.41 | 41.99 | 55.45 | 55.45 | -75.42 |
| | Uganda | 1.88 | 6.08 | 2.71 | 4.97 | 8.80 | 223.40 | -55.43 | 83.39 | 83.39 | 77.06 |
| | Tanzania | 1.35 | 1.31 | 1.36 | 0.72 | 5.61 | -2.96 | 3.82 | -47.06 | -47.06 | 679.17 |
| | Rwanda | 5.015 | 3.91 | 2.19 | 4.877 | 6.73 | -22.03 | -43.99 | 122.69 | 122.69 | 37.99 |
| | Total EAC | 15.42 | 18.23 | 16.10 | 25.86 | 24.90 | | 18.22 | -11.68 | 60.64 | -3.72 |
| | COMESA | 2.25 | 1.42 | 1.33 | 0.03 | 6.49 | -36.89 | -6.34 | -97.74 | -97.74 | 21533.33 |
| | ECOWAS | 0 | 0.15 | 0.03 | 0.11 | 0.18 | - | -80.00 | 266.67 | 266.67 | 64.55 |
| | SADC | 1.91 | 0.53 | 0.23 | 0.12 | 13.40 | -72.25 | -56.60 | -47.83 | -47.83 | 11066.67 |
| | Rest of Africa | 0.11 | 0.01 | 0.01 | 0.01 | 1.38 | -90.91 | 0.00 | 0.00 | 0.00 | 13700.00 |
| | EU | 16.08 | 17.91 | 37.51 | 45.06 | 39.92 | 11.38 | 109.44 | 20.13 | 20.13 | -11.41 |
| | o/w United Kingdom | 0.20 | 0.5 | 15.8 | 18.00 | 18.31 | 150.00 | 3060.00 | 13.92 | 13.92 | 1.72 |
| | USA | 0.09 | 0.00 | 0.00 | 0.60 | 0.62 | -100.00 | - | - | - | 3.33 |
| | United Arab Emirates | 0.7 | 27.3 | 6.3 | 39.20 | 105.41 | 3800.00 | -76.92 | 522.22 | 522.22 | 168.90 |
| | India | 0.00 | 0.00 | 0.10 | 0.50 | 0.11 | - | - | 400.00 | 400.00 | -78.00 |
| | China | 2.10 | 0.40 | 0.20 | 1.30 | 0.61 | -80.95 | -50.00 | 550.00 | 550.00 | -53.08 |
| Rest of World | 65.25 | 53.25 | 52.47 | 88.59 | 63.68 | -18.39 | -1.46 | 68.82 | 68.82 | -28.12 | |

Source: National Statistical Offices and Revenue Authorities of Partner States

Notes:

- (1) COMESA excludes Kenya, Uganda, Burundi and Rwanda
- (2) SADC excludes Tanzania
- (3) COMESA and SADC have overlapping membership

Table 5a: Intra-EAC Trade of the Major twenty imports, 2011 (Values in US\$ million)

| Partner state | Country of Origin | HS level | Description of Goods | CIF Values | |
|---------------|-------------------|-----------------|---|--|-------|
| Uganda | Kenya | 2 digits | | | |
| | | 25 | Salt; Sulphur; Earth & Ston; Plastering Mat; Lime & Cem | 105.91 | |
| | | 27 | Mineral Fuels, Oils & Product Of Their Distillation; Etc | 93.08 | |
| | | 72 | Iron And Steel | 53.04 | |
| | | 22 | Beverages, Spirits And Vinegar | 42.04 | |
| | | 39 | Plastics And Articles Thereof | 38.46 | |
| | | 30 | Pharmaceutical Products | 26.67 | |
| | | 48 | Paper & Paperboard; Art Of Paper Pulp, Paper/Paperboard | 26.42 | |
| | | 34 | Soap, Organic Surface-Active Agents, Washing Prep, Etc | 20.93 | |
| | | 87 | Vehicles O/T Railw/Tramw Roll-Stock, Pts & Accessories | 20.35 | |
| | | 84 | Nuclear Reactors, Boilers, Mchy & Mech Appliance; Parts | 15.51 | |
| | | 15 | Animal/Veg Fats & Oils & Their Cleavage Products; Etc | 13.65 | |
| | | 17 | Sugars And Sugar Confectionery | 12.80 | |
| | | 24 | Tobacco And Manufactured Tobacco Substitutes | 12.76 | |
| | | 73 | Articles Of Iron Or Steel | 12.49 | |
| | | 31 | Fertilisers | 12.32 | |
| | | 85 | Electrical Mchy Equip Parts Thereof; Sound Recorder Etc | 11.62 | |
| | | 76 | Aluminium And Articles Thereof | 10.31 | |
| | | 28 | Inorgn Chem; Compds Of Prec Met, Radioact Elements Etc | 9.72 | |
| | | 70 | Glass And Glassware | 9.26 | |
| | | 21 | Miscellaneous Edible Preparations | 9.20 | |
| | | | 4 digits | | |
| | | | 2523 | Portland Cement, Aluminous Cement, Persulphate Cement, Etc | 81.78 |
| | | | 2710 | Petroleum Oils, Etc, (Excl. Crude); Preparations Thereof, Nes | 75.24 |
| | | | 7209 | Cold-Rolled Iron Or Non-Alloy Steel, >=600Mm Wide | 28.71 |
| | | | 2203 | Beer Made From Malt | 20.62 |
| | | | 3004 | Medicaments Of Mixed Or Unmixed Products, For Retail Sale | 20.40 |
| | | | 2501 | Salt And Pure Sodium Chloride; Sea Water | 19.24 |
| | | | 3923 | Articles For The Of Goods, Of Plastics; Stoppers, Etc, Of Plastics | 17.77 |
| | | | 7210 | Rolled Iron Or Non-Alloy Steel, >=600Mm Wide, Clad, Plated Or Coated | 17.33 |
| | | | 2207 | Ethyl Alcohol, Undenatured Of >=80% Alcohol, Denatured Spirits | 16.39 |
| | | | 2402 | Cigars, Cigarillos, Cigarettes, Etc, Of Tobacco Or Tobacco Substitutes | 12.75 |
| | | | 1704 | Sugar Confectionery (Incl. White Chocolate), Not Containing Cocoa | 10.72 |
| | | | 3402 | Non-Soap Surface-Active Agents; Washing Preparations, Nes | 10.56 |
| | | | 4819 | Cartons, Boxes, Etc; Box Files, Etc, Of Paper, Paperboard, Etc | 10.42 |
| | | | 2716 | Electrical Energy | 8.78 |
| | | | 8716 | Trailers And Semi-Trailers; Other Vehicles, Not Machanically Propelled | 8.61 |
| | | | 7010 | Carboys, Bottles, Flasks... Ampoules, Etc; Stoppers, Lids..., Of Glass | 8.44 |
| | | | 4811 | Paper, Paperboard, Etc, Coated..., In Rolls Or Sheets, Nes | 8.07 |
| | | 3401 | Soap; Organic Surface-Active Products In Bars, Etc; Paper With Soap,Etc | 7.66 | |
| | | 1517 | Margarine; Edible Preparations Of Animal Or Vegetable Fats Or Oils, Nes | 7.35 | |
| | | 3105 | Mineral Or Chemical Fertilizers, Nes; Other Fertilizers; Goods =<10Kg | 6.98 | |
| | Tanzania | 2 digits | | | |
| | | | 10 | Cereals | 8.68 |
| | | | 39 | Plastics And Articles Thereof | 3.19 |
| | | | 48 | Paper & Paperboard; Art Of Paper Pulp, Paper/Paperboard | 2.99 |
| | | | 84 | Nuclear Reactors, Boilers, Mchy & Mech Appliance; Parts | 2.81 |
| | | | 85 | Electrical Mchy Equip Parts Thereof; Sound Recorder Etc | 2.73 |
| | | | 27 | Mineral Fuels, Oils & Product Of Their Distillation; Etc | 2.72 |
| | | | 22 | Beverages, Spirits And Vinegar | 2.03 |
| | | | 72 | Iron And Steel | 1.68 |
| | | | 70 | Glass And Glassware | 1.62 |
| | | | 63 | Other Made Up Textile Articles; Sets; Worn Clothing Etc | 1.47 |
| | | | 31 | Fertilisers | 1.02 |
| | | | 12 | Oil Seed, Oleagi Fruits; Miscell Grain, Seed, Fruit Etc | 0.80 |
| | | | 07 | Edible Vegetables And Certain Roots And Tubers | 0.63 |
| | | | 03 | Fish & Crustacean, Mollusc & Other Aquatic Invertebrate | 0.59 |
| | | | 23 | Residues & Waste From The Food Indust; Prepr Ani Fodder | 0.53 |
| | | | 17 | Sugars And Sugar Confectionery | 0.49 |
| | | | 15 | Animal/Veg Fats & Oils & Their Cleavage Products; Etc | 0.47 |
| | | 52 | Cotton | 0.42 | |
| | | 87 | Vehicles O/T Railw/Tramw Roll-Stock, Pts & Accessories | 0.42 | |
| | | 56 | Wadding, Felt & Nonwoven; Yarns; Twine, Cordage, Etc | 0.42 | |

Table 5a: Intra-EAC Trade of the Major twenty imports, 2011 (Values in US\$ million)

| Partner state | Country of Origin | HS level | Description of Goods | CIF Values | | |
|---------------|---|-----------------|--|-----------------|--|------|
| Uganda | Tanzania | 4 digits | | | | |
| | | 1006 | Rice | 8.22 | | |
| | | 8504 | Electrical Transformers, Static Converters And Inductors | 2.14 | | |
| | | 4819 | Cartons, Boxes, Etc; Box Files, Etc, Of Paper, Paperboard, Etc | 1.81 | | |
| | | 2207 | Ethyl Alcohol, Undenatured Of >=80% Alcohol, Denatured Spirits | 1.70 | | |
| | | 2710 | Petroleum Oils, Etc, (Excl. Crude); Preparations Thereof, Nes | 1.67 | | |
| | | 3920 | Other Plates..., Of Plastics, Not Reinforced, Etc | 1.65 | | |
| | | 7010 | Carboys, Bottles, Flasks... Ampoules, Etc; Stoppers, Lids..., Of Glass | 1.61 | | |
| | | 7210 | Rolled Iron Or Non-Alloy Steel, >=600Mm Wide, Clad, Plated Or Coated | 1.32 | | |
| | | 8474 | Machinery For Sorting..., Agglomerating... Earth, Stone, Ores, Etc | 1.04 | | |
| | | 2711 | Petroleum Gases And Other Gaseous Hydrocarbons | 0.99 | | |
| | | 3923 | Articles For The Of Goods, Of Plastics; Stopers, Etc, Of Plastics | 0.95 | | |
| | | 6305 | Sacks And Bags, Used For Packing Goods | 0.93 | | |
| | | 4804 | Uncoated Kraft Paper And Paperboard, In Rolls Or Sheets (Excl. 48.02+03) | 0.89 | | |
| | | 3103 | Mineral Or Chemical Fertilizers, Phosphatic | 0.64 | | |
| | | 713 | Dried Leguminous Vegetables, Shelled | 0.55 | | |
| | | 2306 | Oil-Cake And Other Solid Residues, Of Vegetable Fats | 0.53 | | |
| | | 305 | Fish, Salted, Dried...; Smoked Fish; Fish Meal Fit For Human Consumption | 0.51 | | |
| | | 8455 | Metal-Rolling Mills And Rolls Therefor | 0.50 | | |
| | | 6304 | Other Furnishing Articles, Nes (Excl. Of 94.04) | 0.46 | | |
| 1701 | Cane Or Beet Sugar And Chemically Pure Sucrose, In Solid Form | 0.44 | | | | |
| Rwanda | Rwanda | 2 digits | | | | |
| | | 72 | Iron And Steel | 3.63 | | |
| | | 9 | Coffee, Tea, Mate And Spices | 1.50 | | |
| | | 84 | Nuclear Reactors, Boilers, Mchy & Mech Appliance; Parts | 0.72 | | |
| | | 55 | Man-Made Staple Fibres | 0.42 | | |
| | | 27 | Mineral Fuels, Oils & Product Of Their Distillation; Etc | 0.36 | | |
| | | 41 | Raw Hides And Skins (Other Than Furskins) And Leather | 0.24 | | |
| | | 44 | Wood And Articles Of Wood; Wood Charcoal | 0.20 | | |
| | | 73 | Articles Of Iron Or Steel | 0.18 | | |
| | | 7 | Edible Vegetables And Certain Roots And Tubers | 0.13 | | |
| | | 85 | Electrical Mchy Equip Parts Thereof; Sound Recorder Etc | 0.08 | | |
| | | 33 | Essential Oils & Resinoids; Perf, Cosmetic/Toilet Prep | 0.06 | | |
| | | 22 | Beverages, Spirits And Vinegar | 0.05 | | |
| | | 76 | Aluminium And Articles Thereof | 0.05 | | |
| | | 20 | Prep Of Vegetable, Fruit, Nuts Or Other Parts Of Plants | 0.04 | | |
| | | 87 | Vehicles O/T Railw/Tramw Roll-Stock, Pts & Accessories | 0.03 | | |
| | | 10 | Cereals | 0.02 | | |
| | | 30 | Pharmaceutical Products | 0.02 | | |
| | | 63 | Other Made Up Textile Articles; Sets; Worn Clothing Etc | 0.02 | | |
| | | 39 | Plastics And Articles Thereof | 0.02 | | |
| | | 32 | Tanning/Dyeing Extract; Tannins & Derivs; Pigm Etc | 0.01 | | |
| | | | | 4 digits | | |
| | | | | 7204 | Ferrous Waste And Scrap; Remelting Scrap Ingots Of Iron Or Steel | 3.34 |
| | | | | 901 | Coffee; Coffee Husks And Skins; Coffee Substitutes Containing Coffee | 1.49 |
| | | | | 8438 | Machinery, Nes, For The Industrial Preparation Of Food Or Drink | 0.44 |
| | | | | 5513 | Woven Fabrics, <85% Synthetic Staple Fibres, With Cotton, =<170G/M2 | 0.42 |
| | | | | 2716 | Electrical Energy | 0.24 |
| | | | | 4101 | Raw Hides And Skins Of Bovine Or Equine Animals, Not Tanned | 0.23 |
| | | | | 7214 | Iron/Steel Bars And Rods, Forged, Etc (Incl. Twisted), Uncoiled | 0.23 |
| | | | | 8429 | Self-Propelled Bulldozers, Angledozer, Graders, Levellers, Etc | 0.21 |
| | | | | 4413 | Densified Wood, In Blocks, Plates, Strips Or Profile Shapes | 0.19 |
| | | | | 7308 | Iron/Steel Structures And Parts Thereof; Plates, Rods... Therefor | 0.16 |
| | | | | 713 | Dried Leguminous Vegetables, Shelled | 0.13 |
| | | | | 2710 | Petroleum Oils, Etc, (Excl. Crude); Preparations Thereof, Nes | 0.06 |
| | | | | 7210 | Rolled Iron Or Non-Alloy Steel, >=600Mm Wide, Clad, Plated Or Coated | 0.05 |
| | | 2203 | Beer Made From Malt | 0.05 | | |
| | | 3304 | Beauty, Make-Up, Skin-Care (Incl. Suntan), Manicure... Preparations | 0.05 | | |
| | | 2711 | Petroleum Gases And Other Gaseous Hydrocarbons | 0.05 | | |
| | | 2009 | Fruit Juices (Incl. Grape Must) And Vegetable Juices, Unfermented | 0.04 | | |
| | | 7602 | Aluminium Waste And Scrap | 0.04 | | |
| | | 8517 | Electrical Apparatus For Line Telephony Or Line Telegraphy | 0.04 | | |
| | | 8544 | Insulated Wire, Cable, Etc; Optical Fibre Cables | 0.02 | | |

Table 5a: Intra-EAC Trade of the Major twenty imports, 2011 (Values in US\$ million)

| Partner state | Country of Origin | HS level | Description of Goods | CIF Values | |
|---------------|--|-----------------------------------|---|--|------|
| Uganda | Burundi | 2 digits | | | |
| | | 09 | Coffee, Tea, Mate And Spices | 0.86 | |
| | | 72 | Iron And Steel | 0.65 | |
| | | 84 | Nuclear Reactors, Boilers, Mchy & Mech Appliance; Parts | 0.34 | |
| | | 41 | Raw Hides And Skins (Other Than Furskins) And Leather | 0.09 | |
| | | 01 | Live Animals | 0.06 | |
| | | 87 | Vehicles O/T Railw/Tramw Roll-Stock, Pts & Accessories | 0.05 | |
| | | 10 | Cereals | 0.04 | |
| | | 92 | Musical Instruments; Parts And Access Of Such Articles | 0.03 | |
| | | 85 | Electrical Mchy Equip Parts Thereof; Sound Recorder Etc | 0.02 | |
| | | 70 | Glass And Glassware | 0.02 | |
| | | 94 | Furniture; Bedding, Mattress, Matt Support, Cushion Etc | 0.01 | |
| | | 22 | Beverages, Spirits And Vinegar | 0.01 | |
| | | 44 | Wood And Articles Of Wood; Wood Charcoal | 0.00 | |
| | | 19 | Prep Of Cereal, Flour, Starch/Milk; Pastrycooks' Prod | 0.00 | |
| | | 08 | Edible Fruit And Nuts; Peel Of Citrus Fruit Or Melons | 0.00 | |
| | | 05 | Products Of Animal Origin, Nes Or Included. | 0.00 | |
| | 21 | Miscellaneous Edible Preparations | 0.00 | | |
| | | | 4 digits | | |
| | | | 0901 | Coffee; Coffee Husks And Skins; Coffee Substitutes Containing Coffee | 0.86 |
| | | | 7204 | Ferrous Waste And Scrap; Remelting Scrap Ingots Of Iron Or Steel | 0.65 |
| | | | 8429 | Self-Propelled Bulldozers, Angledozers, Graders, Levellers, Etc | 0.31 |
| | | | 4101 | Raw Hides And Skins Of Bovine Or Equine Animals, Not Tanned | 0.09 |
| | | | 0102 | Live Bovine Animals | 0.06 |
| | | | 8704 | Motor Vehicles For The Transport Of Goods | 0.05 |
| | | | 1005 | Maize(Corn) | 0.04 |
| | | | 8437 | Machines For Cleaning... Seed...; Milling... Machinery | 0.03 |
| | | | 9207 | Musical Instruments With Electrically Produced Or Amplified Sound | 0.03 |
| | | | 7010 | Carboys, Bottles, Flasks... Ampoules, Etc; Stoppers, Lids..., Of Glass | 0.02 |
| | | | 9405 | Lamps And Lighting Fittings, Nes; Illuminated Signs, Name-Plates, Etc | 0.01 |
| | | | 2203 | Beer Made From Malt | 0.01 |
| | | | 8530 | Electrical Signalling... Equipment For Railways, Tramways, Roads... | 0.01 |
| | | | 8504 | Electrical Transformers, Static Converters And Inductors | 0.01 |
| | | | 8711 | Motocycles (Incl. Mopeds) And Cycles Fitted With An Auxiliary Motor | 0.01 |
| | | | 8501 | Electric Motors And Generators (Excl. Generating Sets) | 0.00 |
| | | | 4407 | Wood Sawn Or Chipped Lengthwise, Sliced Or Peeled, >6Mm Thick | 0.00 |
| | | | 1901 | Malt Extract; Food Preparations Of Flour, Etc , Nes | 0.00 |
| | | 0810 | Other Fruit, Fresh, Nes | 0.00 | |
| | | 8438 | Machinery, Nes, For The Industrial Preparation Of Food Or Drink | 0.00 | |
| Kenya | Uganda | 2 digits | | | |
| | | 07 | Edible vegetables and certain roots and tubers. | 21.46 | |
| | | 10 | Cereals. | 17.72 | |
| | | 04 | Dairy produce; birds' eggs; natural honey; edible | 15.17 | |
| | | 12 | Oil seeds and oleaginous fruits; miscellaneous gra | 11.53 | |
| | | 24 | Tobacco and manufactured tobacco substitutes. | 9.12 | |
| | | 23 | Residues and waste from the food industries; prepa | 7.02 | |
| | | 52 | Cotton. | 6.08 | |
| | | 15 | Animal or vegetable fats and oils and their cleava | 4.98 | |
| | | 72 | Iron and steel. | 4.61 | |
| | | 09 | Coffee, tea, maté and spices. | 3.09 | |
| | | 41 | Raw hides and skins (other than furskins) and leat | 2.17 | |
| | | 44 | Wood and articles of wood; wood charcoal. | 2.02 | |
| | | 48 | Paper and paperboard; articles of paper pulp, of p | 1.54 | |
| | | 11 | Products of the milling industry; malt; starches; | 1.27 | |
| | | 08 | Edible fruit and nuts; peel of citrus fruit or mel | 1.23 | |
| | | 85 | Electrical machinery and equipment and parts there | 1.17 | |
| 76 | Aluminium and articles thereof. | 0.94 | | | |
| 20 | Preparations of vegetables, fruit, nuts or other p | 0.67 | | | |
| 34 | Soap, organic surface-active agents, washing prepa | 0.39 | | | |
| 94 | Furniture; bedding, mattresses, mattress supports, | 0.39 | | | |

Table 5a: Intra-EAC Trade of the Major twenty imports, 2011 (Values in US\$ million)

| Partner state | Country of Origin | HS level | Description of Goods | CIF Values | |
|---------------|-------------------|--|--|--|-------|
| Kenya | Uganda | 4 digits | | | |
| | | 0713 | Dried leguminous vegetables, shelled | 18.56 | |
| | | 1005 | Maize(corn) | 11.58 | |
| | | 0402 | Milk and cream, concentrated or sweetened | 9.74 | |
| | | 2401 | Unmanufactured tobacco; tobacco refuse | 9.11 | |
| | | 0401 | Milk and cream, not concentrated or sweetened | 5.20 | |
| | | 5201 | Cotton,not carded or combed | 4.70 | |
| | | 1008 | Buckwheat, millet and canary seed and other cereal | 3.77 | |
| | | 7217 | Wire of iron or non-alloy steel | 3.53 | |
| | | 1202 | Ground-nuts, not roasted or otherwise cooked | 3.49 | |
| | | 1201 | Soya beans | 3.18 | |
| | | 2302 | Brans, sharps and other residues, derived from wor | 3.07 | |
| | | 0902 | Tea | 2.93 | |
| | | 1516 | Animal or vegetable fats and oils and fractions, h | 2.49 | |
| | | 1207 | Other oil seeds and oleaginous fruits | 2.39 | |
| | | 0708 | Leguminous vegetables, shelled or unshelled, fresh | 2.38 | |
| | | 1208 | Flours and meals of oil seeds or oleaginous fruits | 2.13 | |
| | | 1007 | Grain sorghum | 1.92 | |
| | | 4410 | Particle board and similar board of wood or other | 1.70 | |
| | | 2304 | Oil cake from soya bean oil | 1.69 | |
| | 4103 | Other raw hides and skins, fresh or preserved, not | 1.48 | | |
| | | Tanzania | 2 digits | | |
| | | | 63 | Other made up textile articles; sets; worn clothin | 37.58 |
| | | | 10 | Cereals. | 28.69 |
| | | | 48 | Paper and paperboard; articles of paper pulp, of p | 26.25 |
| | | | 85 | Electrical machinery and equipment and parts there | 9.03 |
| | | | 07 | Edible vegetables and certain roots and tubers. | 7.82 |
| | | | 73 | Articles of iron or steel. | 7.56 |
| | | | 52 | Cotton. | 6.35 |
| | | | 23 | Residues and waste from the food industries; prepa | 5.87 |
| | | | 12 | Oil seeds and oleaginous fruits; miscellaneous gra | 4.28 |
| | | | 60 | Knitted or crocheted fabrics. | 4.27 |
| | | | 05 | Products of animal origin, not elsewhere specified | 4.26 |
| | | | 22 | Beverages, spirits and vinegar. | 4.18 |
| | | | 44 | Wood and articles of wood; wood charcoal. | 3.52 |
| | | | 27 | Mineral fuels, mineral oils and products of their | 3.46 |
| | | | 88 | Aircraft, spacecraft, and parts thereof. | 3.01 |
| | | | 26 | Ores, slag and ash. | 2.25 |
| | | | 11 | Products of the milling industry; malt; starches; | 2.13 |
| | | | 94 | Furniture; bedding, mattresses, mattress supports, | 2.03 |
| | 55 | | Man-made staple fibres. | 1.88 | |
| | 39 | Plastics and articles thereof. | 1.15 | | |
| | | 4 digits | | | |
| | | 6304 | Other furnishing articles, nes (excl. Of 94.04) | 35.85 | |
| | | 4804 | Uncoated kraft paper and paperboard, in rolls or s | 23.55 | |
| | | 1005 | Maize(corn) | 21.14 | |
| | | 8504 | Electrical transformers, static converters and ind | 8.03 | |
| | | 7305 | Other circular tubes and pipes, diameter >406.4mm, | 5.16 | |
| | | 6006 | Other knitted or crocheted fabrics. | 4.27 | |
| | | 0511 | Animal products, nes; dead of chapters 1 and 3, un | 4.25 | |
| | | 2306 | Oil-cake and other solid residues, of vegetable fa | 4.17 | |
| | | 1006 | Rice | 3.97 | |
| | | 1208 | Flours and meals of oil seeds or oleaginous fruits | 3.68 | |
| | | 0713 | Dried leguminous vegetables, shelled | 3.02 | |
| | | 8802 | Other aircraft (eg helicopters, aeroplanes); space | 2.94 | |
| | | 0708 | Leguminous vegetables, shelled or unshelled, fresh | 2.76 | |
| | | 2203 | Beer made from malt | 2.65 | |
| | | 5205 | Cotton yarn, with >=85% cotton, not put up for ret | 2.42 | |
| | | 4821 | Paper or paperboard labels of all kinds, whether o | 2.29 | |
| | | 2606 | Aluminium ores | 2.25 | |
| | | 1007 | Grain sorghum | 2.13 | |
| | | 2711 | Petroleum gases and other gaseous hydrocarbons | 2.08 | |
| | | 5516 | Woven fabrics of artificial staple fibres | 1.88 | |

Table 5a: Intra-EAC Trade of the Major twenty imports, 2011 (Values in US\$ million)

| Partner state | Country of Origin | HS level | Description of Goods | CIF Values | |
|---------------|-------------------|--|--|--|------|
| Kenya | Rwanda | 2 digits | | | |
| | | 41 | Raw hides and skins (other than furskins) and leat | 3.51 | |
| | | 09 | Coffee, tea, maté and spices. | 0.79 | |
| | | 72 | Iron and steel. | 0.28 | |
| | | 63 | Other made up textile articles; sets; worn clothin | 0.07 | |
| | | 25 | Salt; sulphur; earths and stone; plastering materi | 0.06 | |
| | | 85 | Electrical machinery and equipment and parts there | 0.02 | |
| | | 62 | Articles of apparel and clothing accessories, not | 0.01 | |
| | | 84 | Nuclear reactors, boilers, machinery and mechanica | 0.01 | |
| | | 87 | Vehicles other than railway or tramway rolling-sto | 0.00 | |
| | | 90 | Optical, photographic, cinematographic, measuring, | 0.00 | |
| | | 71 | Natural or cultured pearls, precious or semi-prec | 0.00 | |
| | | 42 | Articles of leather; saddlery and harness; travel | 0.00 | |
| | | 82 | Tools, implements, cutlery, spoons and forks, of b | 0.00 | |
| | | 40 | Rubber and articles thereof. | 0.00 | |
| | 49 | Printed books, newspapers, pictures and other prod | 0.00 | | |
| | 56 | Wadding, felt and nonwovens; special yarns; twine, | 0.00 | | |
| | 64 | Footwear, gaiters and the like; parts of such arti | 0.00 | | |
| | | | 4 digits | | |
| | | | 4103 | Other raw hides and skins, fresh or preserved, not | 1.80 |
| | | | 4101 | Raw hides and skins of bovine or equine animals, n | 1.65 |
| | | | 0901 | Coffee; coffee husks and skins; coffee substitutes | 0.40 |
| | | | 0902 | Tea | 0.39 |
| | | | 7214 | Iron/steel bars and rods, forged, etc (incl. Twist | 0.28 |
| | | | 6309 | Worn clothing | 0.07 |
| | | | 2506 | Quartz; quartzite | 0.06 |
| | | | 4106 | Goat or kid skin leather, without hair on | 0.05 |
| | | | 8517 | Electrical apparatus for line telephony or line te | 0.01 |
| | | | 4105 | Sheep or lamb skin leather, without wool on | 0.01 |
| | | | 8501 | Electric motors and generators (excl. Generating s | 0.01 |
| | | | 8471 | Automatic data processing machines...; magnetic re | 0.00 |
| | | | 6204 | Women's or girls' suits, ensembles, jackets, dress | 0.00 |
| | | | 6202 | Woman's or girls' overcoats, and similar articles | 0.00 |
| | | | 8708 | Parts and accessories of the motor vehicles of 87. | 0.00 |
| | | | 8543 | Electrical machines and apparatus, having individu | 0.00 |
| | | | 7113 | Articles of jewellery of precious metal or clad wi | 0.00 |
| | | | 9031 | Measuring or checking instruments, appliances and | 0.00 |
| | | | 8528 | Television receivers (incl. Video monitors and vid | 0.00 |
| | | | 6206 | Women's or girls' blouses, shirts and shirt-blouse | 0.00 |
| | Burundi | 2 digits | | | |
| | | 41 | Raw hides and skins (other than furskins) and leat | 3.74 | |
| | | 09 | Coffee, tea, maté and spices. | 1.53 | |
| | | 84 | Nuclear reactors, boilers, machinery and mechanica | 0.01 | |
| | | 33 | Essential oils and resinoids; perfumery, cosmetic | 0.00 | |
| | | 63 | Other made up textile articles; sets; worn clothin | 0.00 | |
| | | | 4 digits | | |
| | | | 4103 | Other raw hides and skins, fresh or preserved, not | 2.39 |
| | | | 4101 | Raw hides and skins of bovine or equine animals, n | 1.35 |
| | | | 0901 | Coffee; coffee husks and skins; coffee substitutes | 1.29 |
| | | | 0902 | Tea | 0.24 |
| | | | 8402 | Steam... Boilers (excl. Central heating...); super | 0.01 |
| | | | 8433 | Harvesting... Machinery; grass/hay mowers; machine | 0.00 |
| | | | 3302 | Mixtures of odoriferous substances used as raw mat | 0.00 |
| | | 8471 | Automatic data processing machines...; magnetic re | 0.00 | |
| | | 6309 | Worn clothing | 0.00 | |

Table 5a: Intra-EAC Trade of the Major twenty imports, 2011 (Values in US\$ million)

| Partner state | Country of Origin | HS level | Description of Goods | CIF Values |
|---------------|-------------------|--|--|------------|
| Rwanda | Kenya | 2 digits | | |
| | | 72 | Iron and steel | 14.93 |
| | | 15 | Animal or vegetable fats and oils and their cleavage products;prepared edible fats | 10.73 |
| | | 27 | Mineral fuels, mineral oils and products of their distillation;bituminous substances | 9.46 |
| | | 39 | Plastics And Articles Thereof | 7.14 |
| | | 48 | Paper and paperboard; articles of paper pulp,of paper or of paperboard | 6.54 |
| | | 85 | Electrical machinery and equipment and parts thereof;sound recorders and reproducers | 6.26 |
| | | 49 | Printed books, newspapers, pictures and other products of the printing industry | 5.39 |
| | | 25 | Salt; sulphur; earths and stone;plastering materials, lime and cement | 4.33 |
| | | 64 | Footwear, gaiters and the like; parts of such articles | 4.26 |
| | | 17 | Sugars and sugar confectionery | 4.12 |
| | | 24 | Tobacco and manufactured tobacco substitutes | 4.11 |
| | | 84 | Nuclear reactors, boilers, machineryand mechanical appliances; parts thereof | 3.68 |
| | | 73 | Articles of iron or steel | 3.56 |
| | | 30 | Pharmaceutical products | 3.24 |
| | | 34 | Soap, organic surface-active agents, washing preparations,lubricating preparations | 3.22 |
| | | 90 | Optical, photographic,cinematographic, measuring, checking,precision, medical instruments | 1.87 |
| | | 94 | Furniture; bedding, mattresses, mattress supports,cushions and similar stuffed furnishings | 1.83 |
| | | 32 | Tanning or dyeing extracts; tannins and their derivatives; dyes,pigments | 1.72 |
| | | 28 | Inorganic chemicals; organic or inorganic compounds of precious metals, of rare | 1.67 |
| | 76 | Aluminium and articles thereof | 1.65 | |
| | | 4 digits | | |
| | | 2710 | Petroleum oils and oils obtained from bituminous minerals, other than crude; preparation | 8.53 |
| | | 7210 | Flat-rolled products of iron or non-alloy steel, of a width of 600 mm or more, clad, pla | 6.75 |
| | | 1511 | Palm oil and its fractions, whether or not refined, but not chemically modified. | 4.77 |
| | | 4901 | Printed books, brochures, leaflets and similar printed matter, whether or not in single | 4.68 |
| | | 2402 | Cigars, cheroots, cigarillos and cigarettes, of tobacco or of tobacco substitutes. | 4.11 |
| | | 1704 | Sugar confectionery (including white chocolate), not containing cocoa. | 3.67 |
| | | 4819 | Cartons, boxes, cases, bags and other packing containers, of paper, paperboard, cellulos | 3.46 |
| | | 8544 | Insulated (including enamelled or anodised) wire, cable (including co-axial cable) and o | 3.29 |
| | | 2501 | Salt (including table salt and denatured salt) and pure sodium chloride, whether or not | 2.91 |
| | | 7214 | Other bars and rods of iron or non-alloy steel, not further worked than forged, hot-roll | 2.77 |
| | | 3924 | Tableware, kitchenware, other household articles and toilet articles, of plastics. | 2.27 |
| | | 3004 | Medicaments (excluding goods of heading 30.02, 30.05 or 30.06) consisting of mixed or un | 2.13 |
| | | 7216 | Angles, shapes and sections of iron or non-alloy steel. | 1.79 |
| | | 6401 | Waterproof footwear with outer soles and uppers of rubber or of plastics, the uppers of | 1.79 |
| | | 1516 | Animal or vegetable fats and oils and their fractions, partly or wholly hydrogenated, in | 1.75 |
| | | 3402 | Organic surface-active agents (other than soap); surface-active preparations, washing pr | 1.71 |
| | | 6402 | Other footwear with outer soles and uppers of rubber or plastics. | 1.66 |
| | | 1507 | Soya-bean oil and its fractions, whether or not refined, but not chemically modified. | 1.64 |
| | | 3917 | Tubes, pipes and hoses, and fittings therefor (for example, joints, elbows, flanges), of | 1.60 |
| | 7208 | Flat-rolled products of iron or non-alloy steel, of a width of 600 mm or more, hot-rolle | 1.51 | |
| | Tanzania | 2 digits | | |
| | | 31 | Fertilisers | 16.01 |
| | | 10 | Cereals | 12.99 |
| | | 25 | Salt; sulphur; earths and stone;plastering materials, lime and cement | 7.14 |
| | | 17 | Sugars and sugar confectionery | 5.13 |
| | | 03 | Fish and crustaceans, molluscs and other aquatic invertebrates | 4.55 |
| | | 72 | Iron and steel | 4.50 |
| | | 63 | Other made up textile articles; sets;worn clothing and worn textile articles; rags | 3.54 |
| | | 70 | Ceramic products | 2.60 |
| | | 33 | Essential oils and resinoids; perfumery,cosmetic or toilet preparations | 2.59 |
| | | 27 | Mineral fuels, mineral oils and products of their distillation;bituminous substances | 1.94 |
| | | 12 | Oil seeds and oleaginous fruits; miscellaneous grains,seeds and fruit; industrial or medicinal p | 1.92 |
| | | 39 | Plastics and articles thereof | 1.61 |
| | | 87 | Vehicles other than railway or tramway rolling?stock,and parts and accessories thereof | 0.98 |
| | | 07 | Edible vegetables and certain roots and tubers | 0.81 |
| | | 85 | Electrical machinery and equipment and parts thereof;sound recorders and reproducers | 0.78 |
| | | 94 | Furniture; bedding, mattresses, mattress supports,cushions and similar stuffed furnishings | 0.64 |
| | | 11 | Products of the milling industry; malt; starches;inulin; wheat gluten | 0.62 |
| | | 48 | Paper and paperboard; articles of paper pulp,of paper or of paperboard | 0.60 |
| | | 52 | Cotton | 0.53 |
| | | 08 | Edible fruit and nuts; peel of citrus fruit or melons | 0.46 |

Table 5a: Intra-EAC Trade of the Major twenty imports, 2011 (Values in US\$ million)

| Partner state | Country of Origin | HS level | Description of Goods | CIF Values | |
|---------------|-------------------|--|---|--|-------|
| Rwanda | Tanzania | 4 digits | | | |
| | | 3105 | Mineral or chemical fertilisers containing two or three of the fertilising elements nitr | 13.41 | |
| | | 1006 | Rice. | 10.51 | |
| | | 2523 | Portland cement, aluminous cement, slag cement, supersulphate cement and similar hydraul | 6.89 | |
| | | 1701 | Cane or beet sugar and chemically pure sucrose, in solid form. | 5.09 | |
| | | 305 | Fish, dried, salted or in brine; smoked fish, whether or not cooked before or during the | 4.53 | |
| | | 7214 | Other bars and rods of iron or non-alloy steel, not further worked than forged, hot-roll | 4.26 | |
| | | 6304 | Other furnishing articles, excluding those of heading 94.04. | 2.69 | |
| | | 3103 | Mineral or chemical fertilisers, phosphatic. | 2.54 | |
| | | 7010 | Carboys, bottles, flasks, jars, pots, phials, ampoules and other containers, of glass, o | 2.48 | |
| | | 3304 | Beauty or make-up preparations and preparations for the care of the skin (other than med | 2.35 | |
| | | 1005 | Maize (corn). | 1.16 | |
| | | 1001 | Wheat and meslin. | 1.14 | |
| | | 1202 | Ground-nuts, not roasted or otherwise cooked, whether or not shelled or broken. | 1.00 | |
| | | 2712 | Petroleum jelly; paraffin wax, micro-crystalline petroleum wax, slack wax, ozokerite, li | 0.98 | |
| | | 8716 | Trailers and semi-trailers; other vehicles, not mechanically propelled; parts thereof. | 0.93 | |
| | | 1211 | Plants and parts of plants (including seeds and fruits), of a kind used primarily in per | 0.77 | |
| | | 2711 | Petroleum gases and other gaseous hydrocarbons. | 0.72 | |
| | | 6305 | Sacks and bags, of a kind used for the packing of goods. | 0.55 | |
| | | 3917 | Tubes, pipes and hoses, and fittings therefor (for example, joints, elbows, flanges), of | 0.51 | |
| | 3004 | Medicaments (excluding goods of heading 30.02, 30.05 or 30.06) consisting of mixed or un | 0.43 | | |
| | | Uganda | 2 digits | | |
| | | | 25 | Salt; sulphur; earths and stone;plastering materials, lime and cement | 44.32 |
| | | | 15 | Animal or vegetable fats and oils and their cleavage products;prepared edible fats | 43.14 |
| | | | 72 | Iron and steel | 16.59 |
| | | | 34 | Soap, organic surface-active agents, washing preparations,lubricating preparations | 13.16 |
| | | | 17 | Sugars and sugar confectionery | 10.95 |
| | | | 10 | Cereals | 5.49 |
| | | | 73 | Articles of iron or steel | 5.25 |
| | | | 48 | Paper and paperboard; articles of paper pulp,of paper or of paperboard | 4.49 |
| | | | 39 | Plastics and articles thereof | 3.78 |
| | | | 19 | Preparations of cereals, flour, starch or milk;pastrycooks' products | 3.31 |
| | | | 32 | Tanning or dyeing extracts; tannins and their derivatives; dyes,pigments | 3.15 |
| | | | 12 | Oil seeds and oleaginous fruits; miscellaneous grains,seeds and fruit; industrial or medicinal p | 2.56 |
| | | | 1 | Live animals | 2.37 |
| | | | 22 | Beverages, spirits and vinegar | 2.16 |
| | | | 64 | Footwear, gaiters and the like; parts of such articles | 2.13 |
| | | | 33 | Essential oils and resinoids; perfumery,cosmetic or toilet preparations | 2.10 |
| | | | 36 | Explosives; pyrotechnic products; matches;pyrophoric alloys; certain combustible preparations | 1.70 |
| | 84 | | Nuclear reactors, boilers, machineryand mechanical appliances; parts thereof | 1.68 | |
| | 49 | Printed books, newspapers, pictures and other products of the printing industry | 1.63 | | |
| | 44 | Wood and articles of wood; wood charcoal | 1.59 | | |
| | | 4 digits | | | |
| | | 2523 | Portland cement, aluminous cement, slag cement, supersulphate cement and similar hydraul | 43.60 | |
| | | 1511 | Palm oil and its fractions, whether or not refined, but not chemically modified. | 22.19 | |
| | | 1516 | Animal or vegetable fats and oils and their fractions, partly or wholly hydrogenated, in | 12.97 | |
| | | 3401 | Soap; organic surface-active products and preparations for use as soap, in the form of b | 11.27 | |
| | | 1701 | Cane or beet sugar and chemically pure sucrose, in solid form. | 10.58 | |
| | | 1515 | Other fixed vegetable fats and oils (including jojoba oil) and their fractions, whether | 7.69 | |
| | | 7214 | Other bars and rods of iron or non-alloy steel, not further worked than forged, hot-roll | 5.44 | |
| | | 1005 | Maize (corn). | 4.88 | |
| | | 7210 | Flat-rolled products of iron or non-alloy steel, of a width of 600 mm or more, clad, pla | 3.76 | |
| | | 7304 | Tubes, pipes and hollow profiles, seamless, of iron (other than cast iron) or steel. | 3.70 | |
| | | 1905 | Bread, pastry, cakes, biscuits and other bakers' wares, whether or not containing cocoa; | 3.28 | |
| | | 7208 | Flat-rolled products of iron or non-alloy steel, of a width of 600 mm or more, hot-rolle | 3.27 | |
| | | 3208 | Paints and varnishes (including enamels and lacquers) based on synthetic polymers or che | 2.86 | |
| | | 4819 | Cartons, boxes, cases, bags and other packing containers, of paper, paperboard, cellulose | 2.78 | |
| | | 1202 | Ground-nuts, not roasted or otherwise cooked, whether or not shelled or broken. | 2.54 | |
| | | 3917 | Tubes, pipes and hoses, and fittings therefor (for example, joints, elbows, flanges), of | 2.13 | |
| | | 102 | Live bovine animals. | 2.10 | |
| | | 3304 | Beauty or make-up preparations and preparations for the care of the skin (other than med | 1.85 | |
| | | 3402 | Organic surface-active agents (other than soap); surface-active preparations, washing pr | 1.85 | |
| | | 2208 | Undenatured ethyl alcohol of an alcoholic strength by volume of less than 80 % vol; spir | 1.83 | |

Table 5a: Intra-EAC Trade of the Major twenty imports, 2011 (Values in US\$ million)

| Partner state | Country of Origin | HS level | Description of Goods | CIF Values | | |
|---------------|--|----------------|--|----------------|--|------|
| Rwanda | Burundi | 2 digit | | | | |
| | | 34 | Soap, organic surface-active agents, washing preparations,lubricating preparations | 0.69 | | |
| | | 09 | Coffee, tea, mate and spices | 0.67 | | |
| | | 72 | Iron and steel | 0.42 | | |
| | | 73 | Articles of iron or steel | 0.36 | | |
| | | 08 | Edible fruit and nuts; peel of citrus fruit or melons | 0.25 | | |
| | | 03 | Fish and crustaceans, molluscs and other aquatic invertebrates | 0.15 | | |
| | | 26 | Ores, slag and ash | 0.13 | | |
| | | 07 | Edible vegetables and certain roots and tubers | 0.12 | | |
| | | 10 | Cereals | 0.10 | | |
| | | 22 | Beverages, spirits and vinegar | 0.08 | | |
| | | 87 | Vehicles other than railway or tramway rolling?stock,and parts and accessories thereof | 0.06 | | |
| | | 52 | Cotton | 0.06 | | |
| | | 11 | Products of the milling industry; malt; starches;inulin; wheat gluten | 0.05 | | |
| | | 15 | Animal or vegetable fats and oils and their cleavage products;prepared edible fats | 0.05 | | |
| | | 06 | Live trees and other plants; bulbs, roots and the like;cut flowers and ornamental foliage | 0.04 | | |
| | | 85 | Electrical machinery and equipment and parts thereof;sound recorders and reproducers | 0.04 | | |
| | | 40 | Rubber and articles thereof | 0.04 | | |
| | | 94 | Furniture; bedding, mattresses, mattress supports,cushions and similar stuffed furnishings | 0.04 | | |
| | | 24 | Tobacco and manufactured tobacco substitutes | 0.03 | | |
| | | 23 | Residues and waste from the food industries;prepared animal fodder | 0.03 | | |
| | | | | 4 digit | | |
| | | | | 3401 | Soap; organic surface-active products and preparations for use as soap | 0.68 |
| | | | | 0901 | Coffee, whether or not roasted or decaffeinated; coffee husks and skins; coffee substit | 0.67 |
| | | | | 7214 | Other bars and rods of iron or non-alloy steel, not further worked than forged, hot-roll | 0.36 |
| | | | | 7314 | Cloth (including endless bands), grill, netting and fencing, of iron or steel wire; expa | 0.17 |
| | | | | 0805 | Citrus fruit, fresh or dried. | 0.15 |
| | | | | 0305 | Fish, dried, salted or in brine; smoked fish, whether or not cooked before or during the | 0.15 |
| | | | | 7305 | Other tubes and pipes (for example, welded, riveted or similarly closed), having circula | 0.09 |
| | | | | 2203 | Beer made from malt. | 0.07 |
| | | | | 2611 | Tungsten ores and concentrates. | 0.07 |
| | | | | 0713 | Dried leguminous vegetables, shelled, whether or not skinned or split. | 0.07 |
| | | | | 0810 | Other fruit, fresh. | 0.07 |
| | | 2609 | Tin ores and concentrates. | 0.06 | | |
| | | 1005 | Maize (corn). | 0.06 | | |
| | | 8703 | Motor cars and other motor vehicles principally designed for the transport of persons (o | 0.06 | | |
| | | 5203 | Cotton, carded or combed. | 0.05 | | |
| | | 7325 | Other cast articles of iron or steel. | 0.05 | | |
| | | 1511 | Palm oil and its fractions, whether or not refined, but not chemically modified. | 0.05 | | |
| | | 7315 | Chain and parts thereof, of iron or steel. | 0.04 | | |
| | | 1102 | Cereal flours other than of wheat or meslin. | 0.04 | | |
| | | 0602 | Other live plants (including their roots), cuttings and slips; mushroom spawn. | 0.04 | | |
| Burundi | Kenya | 2 digit | | | | |
| | | 72 | Iron And Steel | 14.11 | | |
| | | 27 | Mineral Fuels, Oils & Product Of Their Distillation; Etc | 5.02 | | |
| | | 73 | Articles Of Iron Or Steel | 4.55 | | |
| | | 39 | Plastics And Articles Thereof | 2.18 | | |
| | | 25 | Salt; Sulphur; Earth & Ston; Plastering Mat; Lime & Cem | 1.68 | | |
| | | 85 | Electrical Mchy Equip Parts Thereof; Sound Recorder Etc | 1.48 | | |
| | | 31 | Fertilisers | 1.45 | | |
| | | 30 | Pharmaceutical Products | 1.36 | | |
| | | 15 | Animal/Veg Fats & Oils & Their Cleavage Products; Etc | 1.29 | | |
| | | 32 | Tanning/Dyeing Extract; Tannins & Derivs; Pigm Etc | 1.20 | | |
| | | 17 | Sugars And Sugar Confectionery | 0.99 | | |
| | | 94 | Furniture; Bedding, Mattress, Matt Support, Cushion Etc | 0.88 | | |
| | | 28 | Inorgn Chem; Compds Of Prec Met, Radioact Elements Etc | 0.82 | | |
| | | 84 | Nuclear Reactors, Boilers, Mchy & Mech Appliance; Parts | 0.74 | | |
| | | 34 | Soap, Organic Surface-Active Agents, Washing Prep, Etc | 0.73 | | |
| | | 48 | Paper & Paperboard; Art Of Paper Pulp, Paper/Paperboard | 0.69 | | |
| | | 44 | Wood And Articles Of Wood; Wood Charcoal | 0.62 | | |
| | | 70 | Glass And Glassware | 0.56 | | |
| | | 22 | Beverages, Spirits And Vinegar | 0.50 | | |
| 24 | Tobacco And Manufactured Tobacco Substitutes | 0.45 | | | | |

Table 5a: Intra-EAC Trade of the Major twenty imports, 2011 (Values in US\$ million)

| Partner state | Country of Origin | HS level | Description of Goods | CIF Values | |
|-----------------|--|---|--|---|------|
| Burundi | Kenya | 4 digits | | | |
| | | 7210 | Rolled Iron Or Non-Alloy Steel, >=600Mm Wide, Clad, Plated Or Coated | 9.99 | |
| | | 2710 | Petroleum Oils, Etc, (Excl. Crude); Preparations Thereof, Nes | 4.86 | |
| | | 7306 | Other Tubes, Pipes And Hollow Profiles Of Iron Or Steel, Welded, Nes | 2.38 | |
| | | 7216 | Angles, Shapes And Sections Of Iron Or Non-Alloy Steel | 1.84 | |
| | | 2523 | Portland Cement, Aluminous Cement, Persulphate Cement, Etc | 1.33 | |
| | | 3004 | Medicaments Of Mixed Or Unmixed Products, For Retail Sale | 1.30 | |
| | | 3923 | Articles For The Of Goods, Of Plastics; Stoppers, Etc, Of Plastics | 1.11 | |
| | | 7208 | Hot-Rolled Iron Or Non-Alloy Steel, >=600Mm Wide | 1.10 | |
| | | 1704 | Sugar Confectionery (Incl. White Chocolate), Not Containing Cocoa | 0.98 | |
| | | 7305 | Other Circular Tubes And Pipes, Diameter >406.4Mm, Of Iron Or Steel | 0.96 | |
| | | 1516 | Animal Or Vegetable Fats And Oils And Fractions, Hydrogenated, Etc | 0.93 | |
| | | 3105 | Mineral Or Chemical Fertilizers, Nes; Other Fertilizers; Goods =<10Kg | 0.89 | |
| | | 3209 | Paints And Varnishes, In An Aqueous Medium | 0.66 | |
| | | 7010 | Carboys, Bottles, Flasks... Ampoules, Etc; Stoppers, Lids..., Of Glass | 0.52 | |
| | | 8507 | Electric Accumulators (Incl. Separators Therefor) | 0.49 | |
| | | 2402 | Cigars, Cigarillos, Cigarettes, Etc, Of Tobacco Or Tobacco Substitutes | 0.45 | |
| | | 9401 | Seats, Other Thanthose Of 94.02, And Parts Thereof | 0.45 | |
| | 7308 | Iron/Steel Structures And Parts Thereof; Plates, Rods... Therefor | 0.44 | | |
| | 3401 | Soap; Organic Surface-Active Products In Bars, Etc; Paper With Soap,Etc | 0.41 | | |
| | 8309 | Stoppers, Caps And Lids, Capsules For Bottles... Of Base Metal | 0.39 | | |
| | Rwanda | 2 digits | 07 | Edible Vegetables And Certain Roots And Tubers | 2.61 |
| | | | 22 | Beverages, Spirits And Vinegar | 0.87 |
| | | | 72 | Iron And Steel | 0.32 |
| | | | 33 | Essential Oils & Resinoids; Perf, Cosmetic/Toilet Prep | 0.26 |
| | | | 39 | Plastics And Articles Thereof | 0.25 |
| | | | 25 | Salt; Sulphur; Earth & Ston; Plastering Mat; Lime & Cem | 0.24 |
| | | | 84 | Nuclear Reactors, Boilers, Mchy & Mech Appliance; Parts | 0.23 |
| | | | 64 | Footwear, Gaiters And The Like; Parts Of Such Articles | 0.16 |
| | | | 10 | Cereals | 0.14 |
| | | | 85 | Electrical Mchy Equip Parts Thereof; Sound Recorder Etc | 0.13 |
| | | | 20 | Prep Of Vegetable, Fruit, Nuts Or Other Parts Of Plants | 0.08 |
| | | | 04 | Dairy Prod; Birds' Eggs; Natural Honey; Edible Prod Nes | 0.07 |
| | | | 48 | Paper & Paperboard; Art Of Paper Pulp, Paper/Paperboard | 0.07 |
| | | | 49 | Printed Books, Newspapers, Pictures & Other Product Etc | 0.06 |
| | | | 73 | Articles Of Iron Or Steel | 0.05 |
| | | 30 | Pharmaceutical Products | 0.04 | |
| | | 82 | Tool, Implement, Cutlery, Spoon & Fork, Of Base Met Etc | 0.04 | |
| | | 32 | Tanning/Dyeing Extract; Tannins & Derivs; Pigm Etc | 0.04 | |
| 44 | | Wood And Articles Of Wood; Wood Charcoal | 0.03 | | |
| 94 | | Furniture; Bedding, Mattress, Matt Support, Cushion Etc | 0.03 | | |
| 4 digits | | 0701 | Potatoes, Fresh Or Chilled | 1.65 | |
| | | 2203 | Beer Made From Malt | 0.85 | |
| | | 0713 | Dried Leguminous Vegetables, Shelled | 0.55 | |
| | | 7215 | Other Bars And Rods Of Iron Or Non-Alloy Steel | 0.29 | |
| | | 0710 | Vegetables, Frozen | 0.24 | |
| | | 2523 | Portland Cement, Aluminous Cement, Persulphate Cement, Etc | 0.23 | |
| | | 3925 | Builders' Ware Of Plastics, Nes | 0.18 | |
| | | 6402 | Other Footwear With Outer Soles And Uppers Of Rubber Or Plastics | 0.16 | |
| | | 1005 | Maize(Corn) | 0.14 | |
| | | 3305 | Preparations For Use On The Hair | 0.13 | |
| | 3304 | Beauty, Make-Up, Skin-Care (Incl. Suntan), Manicure... Preparations | 0.12 | | |
| | 8415 | Air Conditioning Machines | 0.12 | | |
| | 0708 | Leguminous Vegetables, Shelled Or Unshelled, Fresh Or Chilled | 0.11 | | |
| | 2009 | Fruit Juices (Incl. Grape Must) And Vegetable Juices, Unfermented | 0.08 | | |
| | 0401 | Milk And Cream, Not Concentrated Or Sweetened | 0.07 | | |
| 8528 | Television Receivers (Incl. Video Monitors And Video Projectors) | 0.07 | | | |
| 8471 | Automatic Data Processing Machines...; Magnetic Readers..., Nes | 0.05 | | | |
| 4911 | Other Printed Matter, Including Printed Pictures And Photographs | 0.05 | | | |
| 0714 | Roots And Tubers With High Starch Content, Fresh Or Dried | 0.05 | | | |
| 3004 | Medicaments Of Mixed Or Unmixed Products, For Retail Sale | 0.04 | | | |

Table 5a: Intra-EAC Trade of the Major twenty imports, 2011 (Values in US\$ million)

| Partner state | Country of Origin | HS level | Description of Goods | OF Values | | |
|---------------|-------------------|---|--|-----------------|--|-------|
| Burundi | Tanzania | 2 digits | | | | |
| | | 25 | Salt; Sulphur; Earth & Ston; Plastering Mat; Lime & Cem | 11.14 | | |
| | | 31 | Fertilisers | 7.36 | | |
| | | 70 | Glass And Glassware | 5.21 | | |
| | | 27 | Mineral Fuels, Oils & Product Of Their Distillation; Etc | 3.67 | | |
| | | 10 | Cereals | 3.11 | | |
| | | 11 | Prod Mill Indust; Malt; Starches; Inulin; Wheat Gluten | 2.00 | | |
| | | 72 | Iron And Steel | 1.64 | | |
| | | 94 | Furniture; Bedding, Mattress, Matt Support, Cushion Etc | 1.40 | | |
| | | 39 | Plastics And Articles Thereof | 1.34 | | |
| | | 15 | Animal/Veg Fats & Oils & Their Cleavage Products; Etc | 1.32 | | |
| | | 07 | Edible Vegetables And Certain Roots And Tubers | 1.06 | | |
| | | 33 | Essential Oils & Resinoids; Perf, Cosmetic/Toilet Prep | 1.05 | | |
| | | 34 | Soap, Organic Surface-Active Agents, Washing Prep, Etc | 0.81 | | |
| | | 03 | Fish & Crustacean, Mollusc & Other Aquatic Invertebrate | 0.76 | | |
| | | 73 | Articles Of Iron Or Steel | 0.52 | | |
| | | 48 | Paper & Paperboard; Art Of Paper Pulp, Paper/Paperboard | 0.38 | | |
| | | 85 | Electrical Mchy Equip Parts Thereof; Sound Recorder Etc | 0.36 | | |
| | | 63 | Other Made Up Textile Articles; Sets; Worn Clothing Etc | 0.36 | | |
| | | 84 | Nuclear Reactors, Boilers, Mchy & Mech Appliance; Parts | 0.35 | | |
| | | 49 | Printed Books, Newspapers, Pictures & Other Product Etc | 0.31 | | |
| | | | | 4 digits | | |
| | | | | 2523 | Portland Cement, Aluminous Cement, Persulphate Cement, Etc | 7.61 |
| | | | | 7010 | Carboys, Bottles, Flasks... Ampoules, Etc; Stoppers, Lids..., Of Glass | 5.11 |
| | | | | 3105 | Mineral Or Chemical Fertilizers, Nes; Other Fertilizers; Goods <10Kg | 4.42 |
| | | | | 2501 | Salt And Pure Sodium Chloride; Sea Water | 3.39 |
| | | | | 3102 | Mineral Or Chemical Fertilizers, Nitrogenous | 2.65 |
| | | | | 1006 | Rice | 2.32 |
| | | | | 2710 | Petroleum Oils, Etc, (Excl. Crude); Preparations Thereof, Nes | 1.93 |
| | | | | 7210 | Rolled Iron Or Non-Alloy Steel, >=600mm Wide, Clad, Plated Or Coated | 1.38 |
| | | | | 2714 | Bitumen And Asphalt, Natural; Bituminous Or Oil Shale...;Asphaltes... | 1.30 |
| | | | | 1101 | Wheat Or Meslin Flour | 1.29 |
| | | | | 9404 | Mattress Supports; Articles Of Bedding, Sprung, Stuffed, Etc | 1.10 |
| | | | | 3304 | Beauty, Make-Up, Skin-Care (incl. Suntan), Manicure... Preparations | 1.02 |
| | | | | 1511 | Palm Oil And Its Fractions | 1.02 |
| | | | | 1005 | Maize(Corn) | 0.73 |
| | | | | 0305 | Fish, Salted, Dried...; Smoked Fish; Fish Meal Fit For Human Consumption | 0.72 |
| | | | | 1102 | Cereal Flours, (Excl. Wheat Or Meslin) | 0.69 |
| | | | | 1202 | Ground-Nuts, Not Roasted Or Otherwise Cooked | 0.68 |
| | | | | 3917 | Tubes, Pipes And Hoses, And Fittings Therefor, Of Plastics | 0.63 |
| | | | | 0713 | Dried Leguminous Vegetables, Shelled | 0.62 |
| | | | | 3401 | Soap; Organic Surface-Active Products In Bars, Etc; Paper With Soap,Etc | 0.54 |
| | | | Uganda | 2 digits | | |
| | | | | 10 | Cereals | 13.71 |
| | | | | 72 | Iron And Steel | 7.58 |
| | | | | 15 | Animal/Veg Fats & Oils & Their Cleavage Products; Etc | 6.14 |
| | | | | 25 | Salt; Sulphur; Earth & Ston; Plastering Mat; Lime & Cem | 4.51 |
| | | | | 48 | Paper & Paperboard; Art Of Paper Pulp, Paper/Paperboard | 3.25 |
| | | | | 24 | Tobacco And Manufactured Tobacco Substitutes | 1.81 |
| | 73 | Articles Of Iron Or Steel | | 1.73 | | |
| | 44 | Wood And Articles Of Wood; Wood Charcoal | | 1.27 | | |
| | 01 | Live Animals | | 0.98 | | |
| | 07 | Edible Vegetables And Certain Roots And Tubers | | 0.96 | | |
| | 64 | Footwear, Gaiters And The Like; Parts Of Such Articles | | 0.94 | | |
| | 11 | Prod Mill Indust; Malt; Starches; Inulin; Wheat Gluten | | 0.87 | | |
| | 32 | Tanning/Dyeing Extract; Tannins & Derivs; Pigm Etc | | 0.85 | | |
| | 84 | Nuclear Reactors, Boilers, Mchy & Mech Appliance; Parts | | 0.84 | | |
| | 33 | Essential Oils & Resinoids; Perf, Cosmetic/Toilet Prep | | 0.71 | | |
| | 87 | Vehicles O/T Railw/Tra mw Roll-Stock, Pts & Accessories | | 0.69 | | |
| | 61 | Art Of Apparel & Clothing Access, Knitted Or Crocheted | | 0.68 | | |
| | 04 | Dairy Prod; Birds' Eggs; Natural Honey; Edible Prod Nes | | 0.65 | | |
| | 30 | Pharmaceutical Products | 0.63 | | | |
| | 39 | Plastics And Articles Thereof | 0.52 | | | |

Table 5a: Intra-EAC Trade of the Major twenty imports, 2011 (Values in US\$ million)

| Partner state | Country of Origin | HS level | Description of Goods | CIF Values | | |
|---------------|---|-----------------|--|-----------------|--|-------|
| Burundi | Uganda | 4 digits | | | | |
| | | 1005 | Maize(Corn) | 13.22 | | |
| | | 2523 | Portland Cement, Aluminous Cement, Persulphate Cement, Etc | 4.50 | | |
| | | 7210 | Rolled Iron Or Non-Alloy Steel, >=600Mm Wide, Clad, Plated Or Coated | 4.01 | | |
| | | 1511 | Palm Oil And Its Fractions | 3.82 | | |
| | | 4820 | Registers, Account Books, Etc; Albums For Samples, Of Paper, Paperboard | 2.83 | | |
| | | 1516 | Animal Or Vegetable Fats And Oils And Fractions, Hydrogenated, Etc | 2.22 | | |
| | | 2401 | Unmanufactured Tobacco; Tobacco Refuse | 1.81 | | |
| | | 7214 | Iron/Steel Bars And Rods, Forged, Etc (Incl. Twisted), Uncoiled | 1.43 | | |
| | | 102 | Live Bovine Animals | 0.84 | | |
| | | 7208 | Hot-Rolled Iron Or Non-Alloy Steel, >=600Mm Wide | 0.81 | | |
| | | 3209 | Paints And Varnishes, In An Aqueous Medium | 0.78 | | |
| | | 714 | Roots And Tubers With High Starch Content, Fresh Or Dried | 0.78 | | |
| | | 6402 | Other Footwear With Outer Soles And Uppers Of Rubber Or Plastics | 0.68 | | |
| | | 6114 | Other Garments, Knitted Or Crocheted, Nes | 0.67 | | |
| | | 4407 | Wood Sawn Or Chipped Lengthwise, Sliced Or Peeled, >6Mm Thick | 0.65 | | |
| | | 7306 | Other Tubes, Pipes And Hollow Profiles Of Iron Or Steel, Welded, Nes | 0.59 | | |
| | | 3004 | Medicaments Of Mixed Or Unmixed Products, For Retail Sale | 0.56 | | |
| | | 4412 | Plywood, Veneered Panels And Similar Laminated Wood | 0.55 | | |
| 401 | Milk And Cream, Not Concentrated Or Sweetened | 0.54 | | | | |
| 1102 | Cereal Flours, (Excl. Wheat Or Meslin) | 0.50 | | | | |
| Tanzania | Kenya | 2 Digits | | | | |
| | | 84 | Nuclear Reactors, Boilers, Mchy & Mech Appliance; Parts | 40.12 | | |
| | | 87 | Vehicles O/T Railw/Tranw Rool-Stock, Pts & Accessories | 30.53 | | |
| | | 27 | Mineral Fuels, Oils & Product Of Their Distillation; Etc | 28.65 | | |
| | | 30 | Pharmaceutical Products | 22.06 | | |
| | | 39 | Plastics And Articles Thereof | 14.54 | | |
| | | 34 | Soap, Organic Surface-Active Agents, Washing Prep, Etc | 13.66 | | |
| | | 25 | Salt; Sulphur; Earth & Ston; Plastering Mat; Lime & Cem | 12.89 | | |
| | | 15 | Animal/Veg Fats & Oil & Their Cleavage Products; Etc | 12.41 | | |
| | | 85 | Electrical Mchy Equip Parts Thereof; Sound Recorder Etc | 11.52 | | |
| | | 72 | Iron And Steel | 10.82 | | |
| | | 28 | Inorgn Chem; Compds Of Prec Met, Radioact Elements Etc | 9.51 | | |
| | | 48 | Paper & Paperboard; Art Of Paper Pulp, Paper/Paperboard | 7.99 | | |
| | | 73 | Articles Of Iron And Steel | 7.98 | | |
| | | 70 | Glass And Glassware | 7.91 | | |
| | | 2 | Meat And Edible Meat Offal | 7.08 | | |
| | | 76 | Aluminium And Articles Thereof | 6.92 | | |
| | | 22 | Beverages, Spirits And Vinegar | 6.73 | | |
| | | 94 | Furniture; Bedding, Mattress, Matt Support, Cushion Etc | 6.70 | | |
| | | 83 | Miscellaneous Articles Of Basee Metal | 6.59 | | |
| | | 17 | Sugars And Sugar Confectionery | 6.56 | | |
| | | | | 4 Digits | | |
| | | | | 2710 | Petroleum Oils And Oils Obtained From Bituminous Minerals,Other Than Crude | 27.67 |
| | | | | 3004 | Medicaments Of Mixed Or Unmixed Products, For Retail Sale | 13.72 |
| | | | | 8411 | Turbo-Jets, Turbo-Propellers And Other Gas Turbines | 10.64 |
| | | | | 3923 | Articles For Conveyance Or Packing Of Goods, Of Plastics | 10.37 |
| | | | | 3401 | Soap; Organic Surface-Active Products In Bars, Etc; Paper With Soap,Etc | 8.82 |
| | | | | 8701 | Tractors (Excl. Tractors Of 87.09) | 8.68 |
| | | | | 8471 | Automatic Data Processing Machines...; Magnetic Readers..., Nes | 8.54 |
| | | | | 2523 | Portland Cement, Aluminous Cement, Persulphate Cement, Etc | 7.87 |
| | | | | 3003 | Medicaments With >=2 Constituents Mixed Together, Not For Retail Sale | 7.65 |
| | | | | 8716 | Trailers And Semi-Trailers; Other Vehicles, Not Machanically Propelled | 7.44 |
| | | | | 7010 | Carboys, Bottles, Flasks... Ampoules, Etc; Stoppers, Lids..., Of Glass | 7.26 |
| | | 1704 | Sugar Confectionery (Incl. White Chocolate), Not Containing Cocoa | 6.16 | | |
| | | 8309 | Stoppers, Caps And Lids, Capsules For Bottles... Of Base Metal | 5.98 | | |
| | | 1517 | Margarine; Edible Preparations Of Animal Or Vegetable Fats Or Oils, Nes | 5.37 | | |
| | | 8431 | Parts Suitable For Use With The Machinery Of 84.25 To 84.30 | 5.23 | | |
| | | 8507 | Electric Accumulators (Incl. Separators Therefor) | 4.99 | | |
| | | 7615 | Table, Kitchen, Household And Sanitary Articles... Of Aluminium | 4.91 | | |
| | | 8702 | Public-Transport Type Passenger Motor Vehicles | 4.91 | | |
| | | 2501 | Salt/Pure Sodium Chloride Whether Or Not Cont Ant-Caking Agents;Seawater | 4.90 | | |
| | | 3808 | Insecticides, Rodenticides... And Similar Products, For Retail Sale | 4.72 | | |

Table 5a: Intra-EAC Trade of the Major twenty imports, 2011 (Values in US\$ million)

| Partner state | Country of Origin | HS level | Description of Goods | CIF Values | |
|---------------|-------------------|---|--|--|------|
| Tanzania | Uganda | 2 Digits | | | |
| | | 85 | Electrical Mchy Equip Parts Thereof; Sound Recorder Etc | 7.06 | |
| | | 63 | Other Made Up Textile Articles; Sets; Worn Clothing Etc | 4.15 | |
| | | 15 | Animal/Veg Fats & Oil & Their Cleavage Products; Etc | 3.58 | |
| | | 84 | Nuclear Reactors, Boilers, Mchy & Mech Appliance; Parts | 3.57 | |
| | | 64 | Footwear, Gaiters And The Like; Parts Of Such Articles | 1.87 | |
| | | 34 | Soap, Organic Surface-Active Agents, Washing Prep, Etc | 1.81 | |
| | | 87 | Vehicles O/T Railw/Tranw Rool-Stock, Pts & Accessories | 1.66 | |
| | | 62 | Art Of Apparel & Clothing Access, Not Knitted/Crocheted | 1.51 | |
| | | 24 | Tobacco And Manufactured Tobacco Substitutes | 1.38 | |
| | | 48 | Paper & Paperboard; Art Of Paper Pulp, Paper/Paperboard | 1.25 | |
| | | 12 | Oil Seed, Oleagi Fruits; Miscell Grain, Seed, Fruit Etc | 1.02 | |
| | | 27 | Mineral Fuels, Oils & Product Of Their Distillation; Etc | 0.89 | |
| | | 17 | Sugars And Sugar Confectionery | 0.89 | |
| | | 33 | Essential Oils & Resinoids; Perf, Cosmetic/Toilet Prep | 0.81 | |
| | | 61 | Art Of Apparel & Clothing Access, Knitted Or Crocheted | 0.65 | |
| | | 11 | Prod Mill Indust; Malt; Starches; Insulin; Wheat Gluten | 0.57 | |
| | | 23 | Residues & Waste From The Food Indust; Prepr Ani Fodder | 0.50 | |
| | | 04 | Dairy Prod; Birds' Eggs; Natural Honey; Edible Prod Nes | 0.47 | |
| | 72 | Iron And Steel | 0.40 | | |
| | 90 | Optical, Photo, Cine, Meas, Checking, Precision, Etc | 0.35 | | |
| | | | 4 Digits | | |
| | | | 8502 | Electric Generating Sets And Rotary Converters | 5.28 |
| | | | 6304 | Other Furnishing Articles, Nes (Excl. Of 94.04) | 1.97 |
| | | | 6402 | Other Footwear With Outer Soles And Uppers Of Rubber Or Plastics | 1.86 |
| | | | 3401 | Soap; Organic Surface-Active Products In Bars, Etc; Paper With Soap,Etc | 1.75 |
| | | | 1511 | Palm Oil And Its Fractions Wheather Or Not Refined Not Chemically Modified | 1.60 |
| | | | 2401 | Unmanufactured Tobacco; Tobacco Refuse | 1.38 |
| | | | 6302 | Bed Linen, Table Linen, Toilet Linen And Kitchen Linen | 1.37 |
| | | | 1512 | Sunflower-Seed, Safflower Or Cotton-Seed Oil And Their Fractions | 1.35 |
| | | | 1207 | Other Oil Seeds And Oleaginous Fruits | 1.02 |
| | | | 8474 | Machinery For Sorting..., Agglomerating... Earth, Stone, Ores, Etc | 0.97 |
| | | | 6209 | Bables' Garments And Clothing Accessories | 0.93 |
| | | | 4818 | Toilet Paper..., Bed Sheets, Etc, Articles Of Clothing, Of Paper... | 0.86 |
| | | | 1701 | Cane Or Beet Sugar And Chemically Pure Sucrose, In Solid Form | 0.85 |
| | | | 8704 | Motor Vehicles For The Transport Of Goods | 0.81 |
| | | | 6306 | Tarpaulins, Etc; Tents; Sails; Camping Equipment | 0.73 |
| | | | 8429 | Self-Propelled Bulldozers, Angledozer, Graders, Levellers, Etc | 0.72 |
| | | | 8504 | Electrical Transformers, Static Converters And Inductors | 0.65 |
| | | 1516 | Animal Or Vegetable Fats And Oils And Fractions, Hydrogenated, Etc | 0.64 | |
| | | 2710 | Petroleum Oils And Oils Obtained From Bituminous Minerals,Other Than Crude | 0.63 | |
| | | 6205 | Men'S Or Boys' Shirts | 0.58 | |
| | Burundi | 2 Digits | | | |
| | | 84 | Nuclear Reactors, Boilers, Mchy & Mech Appliance; Parts | 0.43 | |
| | | 87 | Vehicles O/T Railw/Tranw Rool-Stock, Pts & Accessories | 0.17 | |
| | | 72 | Iron And Steel | 0.12 | |
| | | 85 | Electrical Mchy Equip Parts Thereof; Sound Recorder Etc | 0.02 | |
| | | 11 | Prod Mill Indust; Malt; Starches; Insulin; Wheat Gluten | 0.02 | |
| | | 39 | Plastics And Articles Thereof | 0.01 | |
| | | 24 | Tobacco And Manufactured Tobacco Substitutes | 0.00 | |
| | | 94 | Furniture; Bedding, Mattress, Matt Support, Cushion Etc | 0.00 | |
| | | 49 | Printed Books, Newspapers, Pictures & Other Product Etc | 0.00 | |
| | | 70 | Glass And Glassware | 0.00 | |
| | | 52 | Cotton | 0.00 | |
| | | 86 | Railw/Tramw Locom, Rolling-Stock & Parts Thereof; Etc | 0.00 | |
| | | 83 | Miscellaneous Articles Of Basee Metal | 0.00 | |
| | | 62 | Art Of Apparel & Clothing Access, Not Knitted/Crocheted | 0.00 | |
| | | 61 | Art Of Apparel & Clothing Access, Knitted Or Crocheted | 0.00 | |
| | | 44 | Wood And Articles Of Wood; Wood Charcoal | 0.00 | |
| | 95 | Toys, Games & Sports Requisites; Parts & Access Thereof | 0.00 | | |
| | 73 | Articles Of Iron And Steel | 0.00 | | |
| | 42 | Articles Of Leather; Saddlery/Harness; Travel Goods Etc | 0.00 | | |

Table 5a: Intra-EAC Trade of the Major twenty imports, 2011 (Values in US\$ million)

| Partner state | Country of Origin | HS level | Description of Goods | CIF Values | |
|---------------|-------------------|--|--|---|------|
| Tanzania | Burundi | 4 Digits | | | |
| | | 8429 | Self-Propelled Bulldozers, Angledozer, Graders, Levellers, Etc | 0.42 | |
| | | 7204 | Ferrous Waste And Scrap; Remelting Scrap Ingots Of Iron Or Steel | 0.09 | |
| | | 8703 | Motor Cars And Other Motor Vehicles For The Transport Of Persons | 0.07 | |
| | | 8704 | Motor Vehicles For The Transport Of Goods | 0.07 | |
| | | 7215 | Other Bars And Rods Of Iron Or Non-Alloy Steel | 0.04 | |
| | | 8701 | Tractors (Excl. Tractors Of 87.09) | 0.03 | |
| | | 8502 | Electric Generating Sets And Rotary Converters | 0.02 | |
| | | 1102 | Cereal Flours, (Excl. Wheat Or Meslin) | 0.02 | |
| | | 3917 | Tubes, Pipes And Hoses, And Fittings Therefor, Of Plastics | 0.01 | |
| | | 2402 | Cigars, Cigarillos, Cigarettes, Etc, Of Tobacco Or Tobacco Substitutes | 0.00 | |
| | | 8474 | Machinery For Sorting..., Agglomerating... Earth, Stone, Ores, Etc | 0.00 | |
| | | 8711 | Motocycles (Incl. Mopeds) And Cycles Fitted With An Auxiliary Motor | 0.00 | |
| | | 8414 | Air/Vacuum Pumps, Air/Gas Compressors And Fans;Hoods With A Fan | 0.00 | |
| | | 9403 | Other Furniture And Parts Thereof | 0.00 | |
| | | 4901 | Printed Books, Brochures, Leaflets And Similar Printed Matter | 0.00 | |
| | | 8430 | Earth Moving... Machinery, Nes; Pile-Drivers/Extractors; Snow-Ploughs | 0.00 | |
| | | 8501 | Electric Motors And Generators (Excl. Generating Sets) | 0.00 | |
| | 8413 | Pumps For Liquids; Liquid Elevators | 0.00 | | |
| | 7013 | Glassware Used For Table, Kitchen, Toilet, Office..., Nes | 0.00 | | |
| | 8422 | Dish Washing Machines; Machinery For Cleaning..., Filling..., Aerating | 0.00 | | |
| | | Rwanda | 2 Digits | | |
| | | | 84 | Nuclear Reactors, Boilers, Mchy & Mech Appliance; Parts | 0.45 |
| | | | 07 | Edible Vegetables And Certain Roots And Tubers | 0.31 |
| | | | 73 | Articles Of Iron And Steel | 0.30 |
| | | | 31 | Fertilisers | 0.16 |
| | | | 87 | Vehicles O/T Railw/Tranw Rool-Stock, Pts & Accessories | 0.09 |
| | | | 85 | Electrical Mchy Equip Parts Thereof; Sound Recorder Etc | 0.04 |
| | | | 45 | Cork And Articles Of Cork | 0.04 |
| | | | 52 | Cotton | 0.03 |
| | | | 94 | Furniture; Bedding, Mattress, Matt Support, Cushion Etc | 0.03 |
| | | | 20 | Prep Of Vegetable, Fruit, Nuts Or Other Parts Of Plants | 0.02 |
| | | | 22 | Beverages, Spirits And Vinegar | 0.02 |
| | | | 39 | Plastics And Articles Thereof | 0.02 |
| | | | 82 | Tool, Implement, Cutlery, Spoon & Fork, Of Base Met Etc | 0.01 |
| | | | 83 | Miscellaneous Articles Of Basee Metal | 0.01 |
| | | | 62 | Art Of Apparel & Clothing Access, Not Knitted/Crocheted | 0.01 |
| | | | 47 | Pulp Of Wood/Of Other Fibrous Cellulosic Mat; Waste Etc | 0.01 |
| | 96 | | Miscellaneous Manufactured Articles | 0.01 | |
| | 38 | | Miscellaneous Chemical Products | 0.01 | |
| | 72 | | Iron And Steel | 0.01 | |
| | 69 | Ceramic Products | 0.00 | | |
| | | 4 Digits | | | |
| | | 8426 | Derricks; Cranes; Mobile Lifting Frames... Trucks Fitted With A Crane | 0.32 | |
| | | 7308 | Iron/Steel Structures And Parts Thereof; Plates, Rods... Therefor | 0.30 | |
| | | 0701 | Potatoes, Fresh Or Chilled | 0.27 | |
| | | 3105 | Mineral Or Chemical Fertilizers, Nes; Other Fertilizers; Goods =<10Kg | 0.17 | |
| | | 8703 | Motor Cars And Other Motor Vehicles For The Transport Of Persons | 0.07 | |
| | | 8429 | Self-Propelled Bulldozers, Angledozer, Graders, Levellers, Etc | 0.06 | |
| | | 8430 | Earth Moving... Machinery, Nes; Pile-Drivers/Extractors; Snow-Ploughs | 0.04 | |
| | | 4503 | Articles Of Natural Cork | 0.04 | |
| | | 0710 | Vegetables, Frozen | 0.03 | |
| | | 5208 | Woven Fabrics Of Cotton, With >=85% Cotton, But <200G/M2 | 0.03 | |
| | | 2009 | Fruit Juices (Incl. Grape Must) And Vegetable Juices, Unfermented | 0.02 | |
| | | 8501 | Electric Motors And Generators (Excl. Generating Sets) | 0.02 | |
| | | 9404 | Mattress Supports; Articles Of Bedding, Sprung, Stuffed, Etc | 0.01 | |
| | | 8517 | Electrical Apparatus For Line Telephony Or Line Telegraphy | 0.01 | |
| | | 2202 | Waters (Incl. Mineral And Aerated), With Added Sugar...(Incl. Sweetened) | 0.01 | |
| | | 8459 | Machine-Tools For Drilling, Boring, Milling... By Removing Metal | 0.01 | |
| | | 8302 | Base Metal Mountings, Fittings...; Hat-Racks...; Door Closers | 0.01 | |
| | | 3902 | Polymers Of Propylene Or Of Other Olefins, In Primary Forms | 0.01 | |
| | | 8414 | Air/Vacuum Pumps, Air/Gas Compressors And Fans;Hoods With A Fan | 0.01 | |
| | | 4707 | Waste And Scrap Of Paper Or Paperboard | 0.01 | |

Source: Partner States' Revenue Authorities

Table 5b: Intra-EAC Trade of the Major twenty imports, 2012 (Values in US\$ million)

| Partner state | Country of Origin | HS level | Description of Goods | CIF Values |
|---------------|-------------------|--|---|------------|
| Uganda | Kenya | 2 digits | | |
| | | 25 | Salt; Sulphur; Earth & Ston; Plastering Mat; Lime & Cem | 86.46 |
| | | 27 | Mineral Fuels, Oils & Product Of Their Distillation; Etc | 70.11 |
| | | 22 | Beverages, Spirits And Vinegar | 46.57 |
| | | 72 | Iron And Steel | 41.91 |
| | | 39 | Plastics And Articles Thereof | 38.69 |
| | | 30 | Pharmaceutical Products | 21.34 |
| | | 48 | Paper & Paperboard; Art Of Paper Pulp, Paper/Paperboard | 21.24 |
| | | 87 | Vehicles O/T Railw/Tramw Roll-Stock, Pts & Accessories | 20.13 |
| | | 34 | Soap, Organic Surface-Active Agents, Washing Prep, Etc | 18.42 |
| | | 84 | Nuclear Reactors, Boiliers, Mchy & Mech Appliance; Parts | 15.89 |
| | | 15 | Animal/Veg Fats & Oils & Their Cleavage Products; Etc | 14.03 |
| | | 17 | Sugars And Sugar Confectionery | 12.85 |
| | | 85 | Electrical Mchy Equip Parts Thereof; Sound Recorder Etc | 12.77 |
| | | 21 | Miscellaneous edible preparations. | 12.41 |
| | | 31 | Fertilisers | 11.41 |
| | | 24 | Tobacco And Manufactured Tobacco Substitutes | 10.48 |
| | | 73 | Articles of iron or steel. | 10.10 |
| | | 70 | Glass And Glassware | 9.43 |
| | | 10 | Cereals | 9.26 |
| | 28 | Inorgn Chem; Compsd Of Prec Met, Radioact Elements Etc | 9.10 | |
| | | 4 digits | | |
| | | 2523 | Portland Cement, Aluminous Cement, Slag Cement, Supersulphate Cement | 57.88 |
| | | 2710 | Petroleum Oils, Oils from Bituminous Minerals, not Crude; preparations n.e.s. | 55.20 |
| | | 2501 | Salt (including Table Salt and Denatured Salt); Pure Sodium Chloride | 24.12 |
| | | 7209 | Iron or Non-alloy Steel; Flat-rolled Products, Width of 600mm or more, Cold- Rolled | 23.70 |
| | | 2207 | Ethyl Alcohol, Undenatured; of an Alcoholic Strength by Volume of 80% Vol. or Higher | 20.16 |
| | | 3923 | Plastic articles for the Conveyance or Packing of Goods; | 20.13 |
| | | 2203 | Beer made from Malt | 18.21 |
| | | 3004 | Medicaments; (not Goods of Heading No. 3002, 3005 or 3006) | 17.92 |
| | | 7210 | Iron or Non-alloy Steel; Flat-rolled Products, Width of 600mm or more, Clad, Plated or Coated | 13.05 |
| | | 1704 | Sugar Confectionery (including White Chocolate), not containing Cocoa | 11.76 |
| | | 2402 | Cigars, Cheroots, Cigarillos and Cigarettes; of Tobacco or of Tobacco Substitutes | 10.48 |
| | | 3402 | Organic Surface-active Agents (not Soap); Surface-active, Washing (including Auxiliary Washing) | 10.39 |
| | | 4819 | Cartons, Boxes, Cases, Bags and the like, of Paper, Paperboard, Cellulose Wadding or Fibres | 10.27 |
| | | 7010 | Carboys, Bottles, Flasks, Jars, Pots, Phials, Ampoules, Containers of Glass of a kind | 8.84 |
| | | 2716 | Electrical Energy | 8.63 |
| | | 1517 | Margarine; Edible Mixtures or preparations of Animal or Vegetable Fats or Oils | 8.29 |
| | | 8716 | Trailers and Semi-trailers; other Vehicles, not Mechanically Propelled; Parts thereof | 7.75 |
| | | 8309 | Stoppers, Caps, Lids (including Crown Corks, Screw Caps, Pouring Stoppers) | 7.12 |
| | | 8471 | Automatic data processing machines...; magnetic re | 7.08 |
| | | 3105 | Fertilizers; Mineral, Chemical, containing 2 or 3 of the Elements Nitrogen, Phosphorus | 6.38 |
| | | Tanzania | 2 digits | |
| | | 27 | Mineral Fuels, Oils & Product Of Their Distillation; Etc | 6.63 |
| | | 10 | Cereals | 4.89 |
| | | 48 | Paper & Paperboard; Art Of Paper Pulp, Paper/Paperboard | 4.16 |
| | | 85 | Electrical Mchy Equip Parts Thereof; Sound Recorder Etc | 4.14 |
| | | 63 | Other Made Up Textile Articles; Sets; Worn Clothing Etc | 3.92 |
| | | 70 | Glass And Glassware | 3.49 |
| | | 22 | Beverages, Spirits And Vinegar | 3.29 |
| | | 84 | Nuclear Reactors, Boiliers, Mchy & Mech Appliance; Parts | 2.72 |
| | | 89 | Ships, boats and floating structures | 2.23 |
| | | 72 | Iron And Steel | 2.10 |
| | | 39 | Plastics And Articles Thereof | 2.09 |
| | | 09 | Coffee, Tea, Mate And Spices | 1.24 |
| | | 31 | Fertilisers | 0.99 |
| | | 07 | Edible Vegetables And Certain Roots And Tubers | 0.98 |
| | | 15 | Animal/Veg Fats & Oils & Their Cleavage Products; Etc | 0.80 |
| | | 17 | Sugars And Sugar Confectionery | 0.65 |
| | | 03 | Fish & Crustacean, Mollusc & Other Aquatic Invertebrate | 0.53 |
| | | 23 | Residues and waste from the food industries; prepa | 0.50 |
| | | 33 | Essential Oils & Resinoids; Perf, Cosmetic/Toilet Prep | 0.45 |
| | | 56 | Wadding, Felt & Nonwoven; Yarns; Twine, Cordage, Etc | 0.41 |

Table 5b: Intra-EAC Trade of the Major twenty imports, 2012 (Values in US\$ million)

| Partner state | Country of Origin | HS level | Description of Goods | CIF Values | |
|---------------|-------------------|---|---|--|------|
| Uganda | Tanzania | 4 digits | | | |
| | | 2710 | Petroleum oils and oils obtained from bituminous minerals, other than crude | 5.35 | |
| | | 8504 | Electrical transformers, static converters and inductors | 3.69 | |
| | | 1006 | Rice | 3.63 | |
| | | 4819 | Cartons, boxes, etc; box files, etc, of paper, paperboard, etc | 3.56 | |
| | | 7010 | Carboys, bottles, flasks... Ampoules, etc; stoppers, lids..., of glass | 3.48 | |
| | | 2207 | Ethyl alcohol, undenatured of >=80% alcohol, denatured spirits | 3.21 | |
| | | 6304 | Other furnishing articles, nes (excl. Of 94.04) | 2.46 | |
| | | 8901 | Cruise ships, excursion boats, etc, for transport of people or goods | 2.23 | |
| | | 6305 | Sacks and bags, used for packing goods | 1.42 | |
| | | 7210 | Rolled iron or non-alloy steel, >=600mm wide, clad, plated or coated | 1.30 | |
| | | 0901 | Coffee; coffee husks and skins; coffee substitutes containing coffee | 1.23 | |
| | | 2711 | Petroleum gases and other gaseous hydrocarbons | 1.17 | |
| | | 3923 | Articles for conveyance or packing of goods, of plastics | 1.09 | |
| | | 8474 | Machinery for sorting..., agglomerating... Earth, stone, ores, etc | 0.82 | |
| | | 1512 | Sunflower-seed, safflower or cotton-seed oil and their fractions | 0.77 | |
| | | 3920 | Other plates..., of plastics, not reinforced, etc | 0.77 | |
| | | 8431 | Parts suitable for use with the machinery of 84.25 to 84.30 | 0.67 | |
| | | 3102 | Mineral or chemical fertilizers, nitrogenous | 0.67 | |
| | 1701 | Cane or beet sugar and chemically pure sucrose, in solid form | 0.54 | | |
| | 1007 | Grain sorghum | 0.54 | | |
| | | Rwanda | 2 digits | | |
| | | | 72 | Iron and steel. | 3.06 |
| | | | 41 | Raw hides and skins (other than furskins) and leather. | 0.38 |
| | | | 87 | Vehicles other than railway or tramway rolling-stock, and parts and accessories thereof. | 0.36 |
| | | | 27 | Mineral fuels, mineral oils and products of their distillation; bituminous substances; mineral wax | 0.29 |
| | | | 09 | Coffee, tea, maté and spices. | 0.15 |
| | | | 39 | Plastics and articles thereof. | 0.14 |
| | | | 85 | Electrical machinery and equipment and parts thereof; sound recorders and reproducers | 0.13 |
| | | | 84 | Nuclear reactors, boilers, machinery and mechanical appliances; parts thereof. | 0.12 |
| | | | 73 | Articles of iron or steel. | 0.08 |
| | | | 44 | Wood and articles of wood; wood charcoal. | 0.07 |
| | | | 70 | Glass and glassware. | 0.07 |
| | | | 22 | Beverages, spirits and vinegar. | 0.06 |
| | | | 55 | Man-made staple fibres. | 0.06 |
| | | | 33 | Essential oils and resinoids; perfumery, cosmetic or toilet preparations. | 0.05 |
| | | | 92 | Musical instruments; parts and accessories of such articles. | 0.04 |
| | | | 82 | Tools, implements, cutlery, spoons and forks, of base metal; parts thereof of base metal. | 0.04 |
| | | | 63 | Other made up textile articles; sets; worn clothing and worn textile articles; rags. | 0.04 |
| | 64 | | Footwear, gaiters and the like; parts of such articles. | 0.04 | |
| | 34 | Soap, organic surface-active agents, washing preparations, lubricating preparations, artificial wax | 0.04 | | |
| | 94 | Furniture; bedding, mattresses, mattress supports, cushions and similar stuffed furnishings; lamps | 0.02 | | |
| | | 4 digits | | | |
| | | 7204 | Ferrous waste and scrap; remelting scrap ingots of iron or steel | 2.97 | |
| | | 4101 | Raw hides and skins of bovine or equine animals, not tanned | 0.38 | |
| | | 8705 | Special purpose motor vehicles (eg crane, fire-fighting, etc, vehicles) | 0.34 | |
| | | 2716 | Electrical energy | 0.26 | |
| | | 901 | Coffee; coffee husks and skins; coffee substitutes containing coffee | 0.15 | |
| | | 3923 | Articles for conveyance or packing of goods, of plastics | 0.14 | |
| | | 7214 | Iron/steel bars and rods, forged, etc (incl. Twisted), uncoiled | 0.09 | |
| | | 8426 | Derricks; cranes; mobile lifting frames... Trucks fitted with a crane | 0.09 | |
| | | 7311 | Containers for compressed or liquified gas, of iron or steel | 0.07 | |
| | | 4413 | Densified wood, in blocks, plates, strips or profile shapes | 0.07 | |
| | | 7010 | Carboys, bottles, flasks... Ampoules, etc; stoppers, lids..., of glass | 0.06 | |
| | | 5513 | Woven fabrics, <85% synthetic staple fibres, with cotton, =<170g/m2 | 0.06 | |
| | | 8525 | Radio-communication/television transmission apparatus; tv cameras | 0.05 | |
| | | 3304 | Beauty, make-up, skin-care (incl. Suntan), manicure... Preparations | 0.05 | |
| | | 2203 | Beer made from malt | 0.04 | |
| | | 3401 | Soap; organic surface-active products in bars, etc; paper with soap, etc | 0.03 | |
| | | 9207 | Musical instruments with electrically produced or amplified sound | 0.03 | |
| | | 8205 | Hand tools, nes; blow lamps; vices, clamps, etc; anvils, etc | 0.03 | |
| | | 6402 | Other footwear with outer soles and uppers of rubber or plastics | 0.03 | |
| | | 2202 | Waters (incl. Mineral and aerated), with added sugar...(incl. Sweetened) | 0.02 | |

Table 5b: Intra-EAC Trade of the Major twenty imports, 2012 (Values in US\$ million)

| Partner state | Country of Origin | HS level | Description of Goods | CIF Values | | |
|---------------|--------------------------|-----------------|---|-----------------|--|------|
| Uganda | Burundi | 2 digits | | | | |
| | | 72 | Iron and steel. | 0.56 | | |
| | | 09 | Coffee, tea, maté and spices. | 0.24 | | |
| | | 39 | Plastics and articles thereof. | 0.24 | | |
| | | 84 | Nuclear reactors, boilers, machinery and mechanical appliances; parts thereof. | 0.18 | | |
| | | 41 | Raw hides and skins (other than furskins) and leather. | 0.13 | | |
| | | 70 | Glass and glassware. | 0.05 | | |
| | | 22 | Beverages, spirits and vinegar. | 0.01 | | |
| | | 87 | Vehicles other than railway or tramway rolling-stock, and parts and accessories thereof. | 0.00 | | |
| | | 73 | Articles of iron or steel. | 0.00 | | |
| | | 05 | Products of animal origin, not elsewhere specified or included. | 0.00 | | |
| | | 82 | Tools, implements, cutlery, spoons and forks, of base metal; parts thereof of base metal. | 0.00 | | |
| | | 63 | Other made up textile articles; sets; worn clothing and worn textile articles; rags. | 0.00 | | |
| | | 85 | Electrical machinery and equipment and parts thereof; sound recorders and reproducers | 0.00 | | |
| | | 12 | Oil seeds and oleaginous fruits; miscellaneous grains, seeds and fruit; industrial or medicinal pla | 0.00 | | |
| | | 25 | Salt; sulphur; earths and stone; plastering materials, lime and cement. | 0.00 | | |
| | | 94 | Furniture; bedding, mattresses, mattress supports, cushions and similar stuffed furnishings; lamps | 0.00 | | |
| | | 65 | Headgear and parts thereof. | 0.00 | | |
| | | 64 | Footwear, gaiters and the like; parts of such articles. | 0.00 | | |
| | | 40 | Rubber and articles thereof. | 0.00 | | |
| | | 62 | Articles of apparel and clothing accessories, not knitted or crocheted. | 0.00 | | |
| | | | | 4 digits | | |
| | | | | 7204 | Ferrous waste and scrap; remelting scrap ingots of iron or steel | 0.56 |
| | | | | 0901 | Coffee; coffee husks and skins; coffee substitutes containing coffee | 0.24 |
| | | | | 3923 | Articles for conveyance or packing of goods, of plastics | 0.24 |
| | | | | 8478 | Machinery for preparing or making up tobacco, nes | 0.15 |
| | | | | 4101 | Raw hides and skins of bovine or equine animals, not tanned | 0.13 |
| | | | | 7010 | Carboys, bottles, flasks... Ampoules, etc; stoppers, lids..., of glass | 0.05 |
| | | | | 2203 | Beer made from malt | 0.01 |
| | | | | 8477 | Machinery for working rubber/plastics or making products thereof,nes | 0.01 |
| | | | | 8414 | Air/vacuum pumps, air/gas compressors and fans;hoods with a fan | 0.01 |
| | | | | 8704 | Motor vehicles for the transport of goods | 0.00 |
| | | | | 8474 | Machinery for sorting..., agglomerating... Earth, stone, ores, etc | 0.00 |
| | | | | 8438 | Machinery, nes, for the industrial preparation of food or drink | 0.00 |
| | | | | 7308 | Iron/steel structures and parts thereof; plates, rods... Therefor | 0.00 |
| | | | | 8424 | Appliances for spraying...liquids/powder; fire extinguishers, etc | 0.00 |
| | | | | 8471 | Automatic data processing machines...; magnetic readers..., nes | 0.00 |
| | | | | 0507 | Ivory, tortoise-shell, whalebone and whalebone hair, etc, unworked | 0.00 |
| | | | | 8443 | Printing machinery; machines for uses ancillary to printing | 0.00 |
| | | 3909 | Amino-resins, phenolic resins and polyurethanes, in primary forms | 0.00 | | |
| | | 8473 | Parts and accessories suitable for machines of 84.69 to 84.72 | 0.00 | | |
| | | 2208 | Undenatured ethyl alcohol of an alcoholic strength <80%; spirits, etc | 0.00 | | |
| Kenya | Uganda | 2 digits | | | | |
| | | 10 | Cereals. | 35.97 | | |
| | | 07 | Edible vegetables and certain roots and tubers. | 32.61 | | |
| | | 17 | Sugars and sugar confectionery. | 24.40 | | |
| | | 12 | Oil seeds and oleaginous fruits; miscellaneous gra | 19.56 | | |
| | | 04 | Dairy produce; birds' eggs; natural honey; edible | 16.38 | | |
| | | 24 | Tobacco and manufactured tobacco substitutes. | 14.18 | | |
| | | 23 | Residues and waste from the food industries; prepa | 6.88 | | |
| | | 09 | Coffee, tea, maté and spices. | 4.26 | | |
| | | 44 | Wood and articles of wood; wood charcoal. | 3.23 | | |
| | | 15 | Animal or vegetable fats and oils and their cleava | 3.12 | | |
| | | 41 | Raw hides and skins (other than furskins) and leat | 2.81 | | |
| | | 48 | Paper and paperboard; articles of paper pulp, of p | 2.80 | | |
| | | 52 | Cotton. | 2.11 | | |
| | | 72 | Iron and steel. | 1.95 | | |
| | | 08 | Edible fruit and nuts; peel of citrus fruit or mel | 1.52 | | |
| | | 22 | Beverages, spirits and vinegar. | 1.48 | | |
| | | 90 | Optical, photographic, cinematographic, measuring, | 1.13 | | |
| | | 20 | Preparations of vegetables, fruit, nuts or other p | 0.89 | | |
| | | 01 | Live animals. | 0.64 | | |
| 30 | Pharmaceutical products. | 0.53 | | | | |

Table 5b: Intra-EAC Trade of the Major twenty imports, 2012 (Values in US\$ million)

| Partner state | Country of Origin | HS level | Description of Goods | CIF Values | |
|---------------|-------------------|--|--|--|-------|
| Kenya | Uganda | 4 digits | | | |
| | | 0713 | Dried leguminous vegetables, shelled | 25.77 | |
| | | 1701 | Cane or beet sugar and chemically pure sucrose, in | 23.96 | |
| | | 1005 | Maize(corn) | 21.44 | |
| | | 2401 | Unmanufactured tobacco; tobacco refuse | 14.16 | |
| | | 0402 | Milk and cream, concentrated or sweetened | 10.68 | |
| | | 1008 | Buckwheat, millet and canary seed and other cereal | 10.32 | |
| | | 1207 | Other oil seeds and oleaginous fruits | 6.70 | |
| | | 1201 | Soya beans | 6.64 | |
| | | 1202 | Ground-nuts, not roasted or otherwise cooked | 5.43 | |
| | | 0401 | Milk and cream, not concentrated or sweetened | 4.95 | |
| | | 0708 | Leguminous vegetables, shelled or unshelled, fresh o | 4.53 | |
| | | 0902 | Tea | 4.25 | |
| | | 1007 | Grain sorghum | 3.86 | |
| | | 2302 | Brans, sharps and other residues, derived from wor | 2.46 | |
| | | 4104 | Leather of bovine or equine animals, without hair | 2.40 | |
| | | 4410 | Particle board and similar board of wood or other | 2.26 | |
| | | 0714 | Roots and tubers with high starch content, fresh o | 2.25 | |
| | 2306 | Oil-cake and other solid residues, of vegetable fa | 2.22 | | |
| | 5203 | Cotton, carded or combed | 1.86 | | |
| | 1512 | Sunflower-seed, safflower or cotton-seed oil and t | 1.85 | | |
| | | Tanzania | 2 digits | | |
| | | | 10 | Cereals. | 43.98 |
| | | | 48 | Paper and paperboard; articles of paper pulp, of p | 21.45 |
| | | | 63 | Other made up textile articles; sets; worn clothin | 17.37 |
| | | | 22 | Beverages, spirits and vinegar. | 7.71 |
| | | | 73 | Articles of iron or steel. | 7.40 |
| | | | 27 | Mineral fuels, mineral oils and products of their | 7.20 |
| | | | 23 | Residues and waste from the food industries; prepa | 6.45 |
| | | | 05 | Products of animal origin, not elsewhere specified | 6.32 |
| | | | 52 | Cotton. | 5.65 |
| | | | 07 | Edible vegetables and certain roots and tubers. | 5.11 |
| | | | 39 | Plastics and articles thereof. | 4.39 |
| | | | 88 | Aircraft, spacecraft, and parts thereof. | 3.82 |
| | | | 44 | Wood and articles of wood; wood charcoal. | 3.41 |
| | | | 84 | Nuclear reactors, boilers, machinery and mechanica | 2.79 |
| | | | 85 | Electrical machinery and equipment and parts there | 2.68 |
| | | | 60 | Knitted or crocheted fabrics. | 2.58 |
| | | | 26 | Ores, slag and ash. | 2.29 |
| | 03 | Fish and crustaceans, molluscs and other aquatic i | 1.79 | | |
| | 55 | Man-made staple fibres. | 1.68 | | |
| | 33 | Essential oils and resinoids; perfumery, cosmetic | 1.39 | | |
| | | 4 digits | | | |
| | | 1005 | Maize(corn) | 38.56 | |
| | | 4804 | Uncoated kraft paper and paperboard, in rolls or s | 18.04 | |
| | | 6304 | Other furnishing articles, nes (excl. Of 94.04) | 12.41 | |
| | | 0511 | Animal products, nes; dead of chapters 1 and 3, un | 6.32 | |
| | | 2306 | Oil-cake and other solid residues, of vegetable fa | 5.08 | |
| | | 2711 | Petroleum gases and other gaseous hydrocarbons | 4.28 | |
| | | 6305 | Sacks and bags, used for packing goods | 4.21 | |
| | | 1007 | Grain sorghum | 4.07 | |
| | | 3923 | Articles for conveyance or packing of goods, of pl | 3.85 | |
| | | 8802 | Other aircraft (eg helicopters, aeroplanes); space | 3.73 | |
| | | 7306 | Other tubes, pipes and hollow profiles of iron or | 3.61 | |
| | | 0713 | Dried leguminous vegetables, shelled | 3.07 | |
| | | 2203 | Beer made from malt | 2.99 | |
| | | 6006 | Other knitted or crocheted fabrics. | 2.58 | |
| | | 4821 | Paper or paperboard labels of all kinds, whether o | 2.55 | |
| | | 2606 | Aluminium ores | 2.29 | |
| | | 4403 | Wood in the rough or roughly squared | 2.29 | |
| | | 5205 | Cotton yarn, with >=85% cotton, not put up for ret | 2.11 | |
| | | 5203 | Cotton, carded or combed | 1.97 | |
| | | 7305 | Other circular tubes and pipes, diameter >406.4mm, | 1.71 | |

Table 5b: Intra-EAC Trade of the Major twenty imports, 2012 (Values in US\$ million)

| Partner state | Country of Origin | HS level | Description of Goods | CIF Values | | |
|---------------|-------------------|-----------------|--|--|------|--|
| Kenya | Rwanda | 2 digits | | | | |
| | | 41 | Raw hides and skins (other than furskins) and leat | 7.81 | | |
| | | 09 | Coffee, tea, maté and spices. | 1.39 | | |
| | | 72 | Iron and steel. | 0.24 | | |
| | | 07 | Edible vegetables and certain roots and tubers. | 0.13 | | |
| | | 85 | Electrical machinery and equipment and parts there | 0.04 | | |
| | | 63 | Other made up textile articles; sets; worn clothin | 0.03 | | |
| | | 25 | Salt; sulphur; earths and stone; plastering materi | 0.02 | | |
| | | 49 | Printed books, newspapers, pictures and other prod | 0.01 | | |
| | | 84 | Nuclear reactors, boilers, machinery and mechanica | 0.01 | | |
| | | 97 | Works of art, collectors' pieces and antiques. | 0.00 | | |
| | | 73 | Articles of iron or steel. | 0.00 | | |
| | | 88 | Aircraft, spacecraft, and parts thereof. | 0.00 | | |
| | | 95 | Toys, games and sports requisites; parts and acces | 0.00 | | |
| | | 69 | Ceramic products. | 0.00 | | |
| | | 94 | Furniture; bedding, mattresses, mattress supports, | 0.00 | | |
| | | 70 | Glass and glassware. | 0.00 | | |
| | | 42 | Articles of leather; saddlery and harness; travel | 0.00 | | |
| | | 39 | Plastics and articles thereof. | 0.00 | | |
| | | 82 | Tools, implements, cutlery, spoons and forks, of b | 0.00 | | |
| | | 30 | Pharmaceutical products. | 0.00 | | |
| | | | 4 digits | | | |
| | | | 4103 | Other raw hides and skins, fresh or preserved, not | 4.98 | |
| | | | 4101 | Raw hides and skins of bovine or equine animals, n | 2.82 | |
| | | | 0902 | Tea | 1.06 | |
| | | | 0901 | Coffee; coffee husks and skins; coffee substitutes | 0.34 | |
| | | | 7214 | Iron/steel bars and rods, forged, etc (incl. Twist | 0.24 | |
| | | | 0708 | Leguminous vegetables, shelled or unshelled, fresh | 0.13 | |
| | | | 6309 | Worn clothing | 0.03 | |
| | | | 8517 | Electrical apparatus for line telephony or line te | 0.01 | |
| | | | 4106 | Goat or kid skin leather, without hair on | 0.01 | |
| | | | 4901 | Printed books, brochures, leaflets and similar pri | 0.01 | |
| | | | 2506 | Quartz; quartzite | 0.01 | |
| | | | 8516 | Electric water and space heaters, hair-dressing ap | 0.01 | |
| | | | 2530 | Mineral substances not elsewhere specified or incl | 0.01 | |
| | | | 8528 | Television receivers (incl. Video monitors and vid | 0.01 | |
| | | | 8525 | Radio-communication/television transmission appara | 0.00 | |
| | | | 9703 | Sculptures and statuary, in any material | 0.00 | |
| | | 8473 | Parts and accessories suitable for machines of 84. | 0.00 | | |
| | | 8518 | Microphones; loudspeakers; headphones...; electric | 0.00 | | |
| | | 8803 | Parts of goods of 88.01 or 88.02 | 0.00 | | |
| | | 8521 | Video recording or reproducing apparatus | 0.00 | | |
| | | Burundi | 2 digits | | | |
| | | | 41 | Raw hides and skins (other than furskins) and leat | 3.41 | |
| | | | 09 | Coffee, tea, maté and spices. | 0.24 | |
| | | | 63 | Other made up textile articles; sets; worn clothin | 0.01 | |
| | | | 85 | Electrical machinery and equipment and parts there | 0.00 | |
| | | 25 | Salt; sulphur; earths and stone; plastering materi | 0.00 | | |
| | | 84 | Nuclear reactors, boilers, machinery and mechanica | 0.00 | | |
| | | 4 digits | | | | |
| | | 4103 | Other raw hides and skins, fresh or preserved, not | 1.96 | | |
| | | 4101 | Raw hides and skins of bovine or equine animals, n | 1.37 | | |
| | | 0902 | Tea | 0.24 | | |
| | | 4104 | Leather of bovine or equine animals, without hair | 0.08 | | |
| | | 6309 | Worn clothing | 0.01 | | |
| | | 8517 | Electrical apparatus for line telephony or line te | 0.00 | | |
| | | 2508 | Other clays, andalusite, kyanite, etc; mullite; ch | 0.00 | | |
| | | 8516 | Electric water and space heaters, hair-dressing ap | 0.00 | | |
| | | 6307 | Other made up articles (incl. Dress patterns) | 0.00 | | |
| | | 8450 | Household or laundry-type washing machines (incl. | 0.00 | | |
| | | 8508 | Electro-mechanical tools for working in the hand, | 0.00 | | |
| | | 8528 | Television receivers (incl. Video monitors and vid | 0.00 | | |
| | | 8414 | Air/vacuum pumps, air/gas compressors and fans;hoo | 0.00 | | |
| | | 8504 | Electrical transformers, static converters and ind | 0.00 | | |
| | | 8544 | Insulated wire, cable, etc; optical fibre cables | 0.00 | | |

Table 5b: Intra-EAC Trade of the Major twenty imports, 2012 (Values in US\$ million)

| Partner state | Country of Origin | HS level | Description of Goods | CIF Values | | |
|---------------|-------------------|--|---|-----------------|---|-------|
| Rwanda | Kenya | 2 digits | | | | |
| | | 72 | Iron and steel | 17.33 | | |
| | | 15 | Animal or vegetable fats and oils and their cleavage products;prepared edible fats | 10.71 | | |
| | | 27 | Mineral fuels, mineral oils and products of their distillation;bituminous substances; mineral waxe | 9.43 | | |
| | | 30 | Pharmaceutical products | 8.08 | | |
| | | 84 | Nuclear reactors, boilers, machineryand mechanical appliances; parts thereof | 7.70 | | |
| | | 39 | Plastics and articles thereof | 7.66 | | |
| | | 85 | Electrical machinery and equipment and parts thereof;sound recorders and reproducers | 6.95 | | |
| | | 48 | Paper and paperboard; articles of paper pulp,of paper or of paperboard | 6.83 | | |
| | | 25 | Salt; sulphur; earths and stone;plastering materials, lime and cement | 6.10 | | |
| | | 64 | Footwear, gaiters and the like; parts of such articles | 4.96 | | |
| | | 24 | Tobacco and manufactured tobacco substitutes | 4.02 | | |
| | | 73 | Articles of iron or steel | 4.01 | | |
| | | 34 | Soap, organic surface-active agents, washing preparations,lubricating preparations, artificial wax | 3.74 | | |
| | | 17 | Sugars and sugar confectionery | 3.54 | | |
| | | 49 | Printed books, newspapers, pictures and other products of the printing industry; manuscripts | 2.78 | | |
| | | 28 | Inorganic chemicals; organic or inorganic compounds of precious metals, of rare-earth metals | 2.29 | | |
| | | 94 | Furniture; bedding, mattresses, mattress supports,cushions and similar stuffed furnishings; lamps | 1.95 | | |
| | | 76 | Aluminium and articles thereof | 1.78 | | |
| | | 87 | Vehicles other than railway or tramway rolling?stock,and parts and accessories thereof | 1.71 | | |
| | | 32 | Tanning or dyeing extracts; tannins and their derivatives; dyes,pigments and other colouring matte | 1.67 | | |
| | | | | 4 digits | | |
| | | | | 7210 | Flat-rolled products of iron or non-alloy steel, of a width of 600 mm or more, clad, pla | 11.48 |
| | | | | 2710 | Petroleum oils and oils obtained from bituminous minerals, other than crude; preparation | 8.54 |
| | | | | 3004 | Medicaments (excluding goods of heading 30.02, 30.05 or 30.06) consisting of mixed or un | 7.40 |
| | | | | 1511 | Palm oil and its fractions, whether or not refined, but not chemically modified. | 6.47 |
| | | | | 2402 | Cigars, cheroots, cigarillos and cigarettes, of tobacco or of tobacco substitutes. | 4.02 |
| | | | | 2501 | Salt (including table salt and denatured salt) and pure sodium chloride, whether or not | 3.87 |
| | | | | 4819 | Cartons, boxes, cases, bags and other packing containers, of paper, paperboard, cellulose | 3.65 |
| | | | | 1704 | Sugar confectionery (including white chocolate), not containing cocoa. | 3.40 |
| | | | | 3924 | Tableware, kitchenware, other household articles and toilet articles, of plastics. | 2.65 |
| | | | | 6402 | Other footwear with outer soles and uppers of rubber or plastics. | 2.44 |
| | | | | 8471 | Automatic data processing machines and units thereof; magnetic or optical readers, machi | 2.38 |
| | | | | 4901 | Printed books, brochures, leaflets and similar printed matter, whether or not in single | 2.25 |
| | | | | 3402 | Organic surface-active agents (other than soap); surface-active preparations, washing pr | 1.99 |
| | | | | 8544 | Insulated (including enamelled or anodised) wire, cable (including co-axial cable) and o | 1.92 |
| | | | | 6401 | Waterproof footwear with outer soles and uppers of rubber or of plastics, the uppers of | 1.87 |
| | | | | 7214 | Other bars and rods of iron or non-alloy steel, not further worked than forged, hot-roll | 1.86 |
| | | | | 7216 | Angles, shapes and sections of iron or non-alloy steel. | 1.84 |
| | | 2523 | Portland cement, aluminous cement, slag cement, supersulphate cement and similar hydraul | 1.83 | | |
| | | 3917 | Tubes, pipes and hoses, and fittings therefor (for example, joints, elbows, flanges), of | 1.72 | | |
| | | 7306 | Other tubes, pipes and hollow profiles (for example, open seam or welded, riveted or sim | 1.70 | | |
| | Tanzania | 2 digits | | | | |
| | | 31 | Fertilisers | 14.59 | | |
| | | 25 | Salt; sulphur; earths and stone;plastering materials, lime and cement | 9.22 | | |
| | | 17 | Sugars and sugar confectionery | 7.41 | | |
| | | 12 | Oil seeds and oleaginous fruits; miscellaneous grains,seeds and fruit; industrial or medicinal plan | 6.89 | | |
| | | 72 | Iron and steel | 5.41 | | |
| | | 03 | Fish and crustaceans, molluscs and other aquatic invertebrates | 4.67 | | |
| | | 27 | Mineral fuels, mineral oils and products of their distillation;bituminous substances; mineral waxe | 3.67 | | |
| | | 10 | Cereals | 3.66 | | |
| | | 04 | Dairy produce; birds' eggs; natural honey;edible products of animal origin,not elsewhere specified | 3.32 | | |
| | | 70 | Ceramic products | 2.54 | | |
| | | 33 | Essential oils and resinoids; perfumery,cosmetic or toilet preparations | 2.06 | | |
| | | 07 | Edible vegetables and certain roots and tubers | 2.00 | | |
| | | 39 | Plastics and articles thereof | 1.92 | | |
| | | 63 | Other made up textile articles; sets;worn clothing and worn textile articles; rags | 1.71 | | |
| | | 22 | Beverages, spirits and vinegar | 1.03 | | |
| | | 48 | Paper and paperboard; articles of paper pulp,of paper or of paperboard | 0.94 | | |
| | | 08 | Edible fruit and nuts; peel of citrus fruit or melons | 0.65 | | |
| | | 85 | Electrical machinery and equipment and parts thereof;sound recorders and reproducers | 0.52 | | |
| | | 36 | Explosives; pyrotechnic products; matches;pyrophoric alloys; certain combustible preparations | 0.51 | | |
| | 19 | Preparations of cereals, flour, starch or milk;pastrycooks' products | 0.50 | | | |

Table 5b: Intra-EAC Trade of the Major twenty imports, 2012 (Values in US\$ million)

| Partner state | Country of Origin | HS level | Description of Goods | CIF Values | |
|-----------------|--|---|---|--|-------|
| Rwanda | Tanzania | 4 digits | | | |
| | | 3105 | Mineral or chemical fertilisers containing two or three of the fertilising elements nitr | 12.19 | |
| | | 2523 | Portland cement, aluminous cement, slag cement, supersulphate cement and similar hydraul | 8.94 | |
| | | 1701 | Cane or beet sugar and chemically pure sucrose, in solid form. | 7.39 | |
| | | 7214 | Other bars and rods of iron or non-alloy steel, not further worked than forged, hot-roll | 5.05 | |
| | | 1202 | Ground-nuts, not roasted or otherwise cooked, whether or not shelled or broken. | 4.66 | |
| | | 0305 | Fish, dried, salted or in brine; smoked fish, whether or not cooked before or during the | 4.62 | |
| | | 0409 | Natural honey. | 3.32 | |
| | | 7010 | Carboys, bottles, flasks, jars, pots, phials, ampoules and other containers, of glass, o | 2.52 | |
| | | 1211 | Plants and parts of plants (including seeds and fruits), of a kind used primarily in per | 2.21 | |
| | | 2712 | Petroleum jelly; paraffin wax, micro-crystalline petroleum wax, slack wax, ozokerite, li | 1.99 | |
| | | 1006 | Rice. | 1.94 | |
| | | 3304 | Beauty or make-up preparations and preparations for the care of the skin (other than med | 1.67 | |
| | | 6305 | Sacks and bags, of a kind used for the packing of goods. | 1.60 | |
| | | 3102 | Mineral or chemical fertilisers, nitrogenous. | 1.49 | |
| | | 2711 | Petroleum gases and other gaseous hydrocarbons. | 1.42 | |
| | | 1005 | Maize (corn). | 1.07 | |
| | | 2202 | Waters, including mineral waters and aerated waters, containing added sugar or other swe | 0.97 | |
| | | 3104 | Mineral or chemical fertilisers, potassic. | 0.90 | |
| | 3923 | Articles for the conveyance or packing of goods, of plastics; stoppers, lids, caps and o | 0.66 | | |
| | 3917 | Tubes, pipes and hoses, and fittings therefor (for example, joints, elbows, flanges), of | 0.63 | | |
| | Uganda | 2 digits | 15 | Animal or vegetable fats and oils and their cleavage products;prepared edible fats | 58.28 |
| | | | 25 | Salt; sulphur; earths and stone;plastering materials, lime and cement | 56.96 |
| | | | 34 | Soap, organic surface-active agents, washing preparations,lubricating preparations, artificial wax | 16.53 |
| | | | 63 | Other made up textile articles; sets;worn clothing and worn textile articles; rags | 13.41 |
| | | | 72 | Iron and steel | 9.99 |
| | | | 10 | Cereals | 9.54 |
| | | | 17 | Sugars and sugar confectionery | 9.31 |
| | | | 73 | Articles of iron or steel | 5.01 |
| | | | 48 | Paper and paperboard; articles of paper pulp,of paper or of paperboard | 4.74 |
| | | | 20 | Preparations of vegetables, fruit, nuts or other parts of plants | 4.65 |
| | | | 39 | Plastics and articles thereof | 3.90 |
| | | | 32 | Tanning or dyeing extracts; tannins and their derivatives; dyes,pigments and other colouring matte | 3.64 |
| | | 22 | Beverages, spirits and vinegar | 3.49 | |
| | | 01 | Live animals | 3.27 | |
| | | 19 | Preparations of cereals, flour, starch or milk;pastrycooks' products | 3.01 | |
| | | 03 | Fish and crustaceans, molluscs and other aquatic invertebrates | 2.83 | |
| | | 44 | Wood and articles of wood; wood charcoal | 2.68 | |
| | | 33 | Essential oils and resinoids; perfumery,cosmetic or toilet preparations | 2.53 | |
| 30 | | Pharmaceutical products | 1.70 | | |
| 12 | | Oil seeds and oleaginous fruits; miscellaneous grains,seeds and fruit; industrial or medicinal plan | 1.58 | | |
| 4 digits | | 2523 | Portland cement, aluminous cement, slag cement, supersulphate cement and similar hydraul | 55.68 | |
| | | 1516 | Animal or vegetable fats and oils and their fractions, partly or wholly hydrogenated, in | 28.32 | |
| | | 1511 | Palm oil and its fractions, whether or not refined, but not chemically modified. | 25.35 | |
| | | 3401 | Soap; organic surface-active products and preparations for use as soap, in the form of b | 13.96 | |
| | | 6309 | Worn clothing and other worn articles. | 12.50 | |
| | | 1701 | Cane or beet sugar and chemically pure sucrose, in solid form. | 9.11 | |
| | | 1005 | Maize (corn). | 7.83 | |
| | | 2009 | Fruit juices (including grape must) and vegetable juices, unfermented and not containing | 4.65 | |
| | | 1512 | Sunflower-seed, safflower or cotton-seed oil and fractions thereof, whether or not refin | 3.49 | |
| | | 4819 | Cartons, boxes, cases, bags and other packing containers, of paper, paperboard, cellulose | 3.33 | |
| | 3208 | Paints and varnishes (including enamels and lacquers) based on synthetic polymers or che | 3.21 | | |
| | 0102 | Live bovine animals. | 3.08 | | |
| | 7304 | Tubes, pipes and hollow profiles, seamless, of iron (other than cast iron) or steel. | 2.71 | | |
| | 7214 | Other bars and rods of iron or non-alloy steel, not further worked than forged, hot-roll | 2.63 | | |
| | 3402 | Organic surface-active agents (other than soap); surface-active preparations, washing pr | 2.53 | | |
| | 1905 | Bread, pastry, cakes, biscuits and other bakers' wares, whether or not containing cocoa; | 2.49 | | |
| | 2208 | Undenatured ethyl alcohol of an alcoholic strength by volume of less than 80 % vol; spir | 2.46 | | |
| | 7210 | Flat-rolled products of iron or non-alloy steel, of a width of 600 mm or more, clad, pla | 2.42 | | |
| 0305 | Fish, dried, salted or in brine; smoked fish, whether or not cooked before or during the | 2.08 | | | |
| 3917 | Tubes, pipes and hoses, and fittings therefor (for example, joints, elbows, flanges), of | 1.96 | | | |

Table 5b: Intra-EAC Trade of the Major twenty imports, 2012 (Values in US\$ million)

| Partner state | Country of Origin | HS level | Description of Goods | CIF Values | | |
|---------------|-------------------|-----------------|---|-----------------|--|------|
| Rwanda | Burundi | 2 digits | | | | |
| | | 34 | Soap, organic surface-active agents, washing preparations, lubricating preparations, artificial wax | 6.67 | | |
| | | 09 | Coffee, tea, mate and spices | 0.72 | | |
| | | 07 | Edible vegetables and certain roots and tubers | 0.45 | | |
| | | 08 | Edible fruit and nuts; peel of citrus fruit or melons | 0.43 | | |
| | | 39 | Plastics and articles thereof | 0.31 | | |
| | | 10 | Cereals | 0.28 | | |
| | | 70 | Ceramic products | 0.28 | | |
| | | 87 | Vehicles other than railway or tramway rolling stock, and parts and accessories thereof | 0.25 | | |
| | | 03 | Fish and crustaceans, molluscs and other aquatic invertebrates | 0.22 | | |
| | | 72 | Iron and steel | 0.21 | | |
| | | 22 | Beverages, spirits and vinegar | 0.19 | | |
| | | 84 | Nuclear reactors, boilers, machinery and mechanical appliances; parts thereof | 0.18 | | |
| | | 85 | Electrical machinery and equipment and parts thereof; sound recorders and reproducers | 0.10 | | |
| | | 11 | Products of the milling industry; malt; starches; inulin; wheat gluten | 0.08 | | |
| | | 15 | Animal or vegetable fats and oils and their cleavage products; prepared edible fats | 0.08 | | |
| | | 63 | Other made up textile articles; sets; worn clothing and worn textile articles; rags | 0.07 | | |
| | | 73 | Articles of iron or steel | 0.06 | | |
| | | 24 | Tobacco and manufactured tobacco substitutes | 0.06 | | |
| | | 30 | Pharmaceutical products | 0.05 | | |
| | | 23 | Residues and waste from the food industries; prepared animal fodder | 0.03 | | |
| | | | | 4 digits | | |
| | | | | 6810 | Soap; organic surface-active products and preparations for use as soap, in the form of b | 6.67 |
| | | | | 1211 | Coffee, whether or not roasted or decaffeinated; coffee husks and skins; coffee substitu | 0.69 |
| | | | | 4901 | Carboys, bottles, flasks, jars, pots, phials, ampoules and other containers, of glass, o | 0.28 |
| | | | | 9113 | Other fruit, fresh. | 0.25 |
| | | | | 8418 | Articles for the conveyance or packing of goods, of plastics; stoppers, lids, caps and o | 0.24 |
| | | | | 3210 | Maize (corn). | 0.22 |
| | | | | 0501 | Fish, dried, salted or in brine; smoked fish, whether or not cooked before or during the | 0.21 |
| | | | | 4012 | Beer made from malt. | 0.19 |
| | | | | 3926 | Special purpose motor vehicles, other than those principally designed for the transport | 0.19 |
| | | | | 1209 | Leguminous vegetables, shelled or unshelled, fresh or chilled. | 0.17 |
| | | | | 1604 | Ferrous waste and scrap; remelting scrap ingots of iron or steel. | 0.17 |
| | | | | 0706 | Citrus fruit, fresh or dried. | 0.15 |
| | | | | 9701 | Parts suitable for use solely or principally with the machinery of headings 84.25 to 84. | 0.14 |
| | | | | 1101 | Dried leguminous vegetables, shelled, whether or not skinned or split. | 0.12 |
| | | | | 2809 | Cereal flours other than of wheat or meslin. | 0.08 |
| | | | | 6306 | Palm oil and its fractions, whether or not refined, but not chemically modified. | 0.07 |
| | | 4823 | Worn clothing and other worn articles. | 0.07 | | |
| | | 5210 | Tubes, pipes and hoses, and fittings therefor (for example, joints, elbows, flanges), of | 0.07 | | |
| | | 7014 | Insulated (including enamelled or anodised) wire, cable (including co-axial cable) and o | 0.06 | | |
| | | 8516 | Motor cars and other motor vehicles principally designed for the transport of persons (o | 0.06 | | |
| Burundi | Kenya | 2 digits | | | | |
| | | 72 | Iron And Steel | 10.41 | | |
| | | 73 | Articles Of Iron Or Steel | 5.63 | | |
| | | 27 | Mineral Fuels, Oils & Product Of Their Distillation; Etc | 4.20 | | |
| | | 39 | Plastics And Articles Thereof | 3.68 | | |
| | | 25 | Salt; Sulphur; Earth & Ston; Plastering Mat; Lime & Cem | 3.56 | | |
| | | 32 | Tanning/Dyeing Extract; Tannins & Derivs; Pigm Etc | 1.68 | | |
| | | 30 | Pharmaceutical Products | 1.29 | | |
| | | 85 | Electrical Mchy Equip Parts Thereof; Sound Recorder Etc | 1.20 | | |
| | | 17 | Sugars And Sugar Confectionery | 1.16 | | |
| | | 84 | Nuclear Reactors, Boilers, Mchy & Mech Appliance; Parts | 1.07 | | |
| | | 31 | Fertilisers | 1.02 | | |
| | | 34 | Soap, Organic Surface-Active Agents, Washing Prep, Etc | 1.01 | | |
| | | 87 | Vehicles O/T Railw/Tramw Roll-Stock, Pts & Accessories | 0.77 | | |
| | | 28 | Inorgn Chem; Compsd Of Prec Met, Radioact Elements Etc | 0.75 | | |
| | | 48 | Paper & Paperboard; Art Of Paper Pulp, Paper/Paperboard | 0.72 | | |
| | | 76 | Aluminium And Articles Thereof | 0.68 | | |
| | | 44 | Wood And Articles Of Wood; Wood Charcoal | 0.41 | | |
| | | 22 | Beverages, Spirits And Vinegar | 0.38 | | |
| | | 90 | Optical, Photo, Cine, Meas, Checking, Precision, Etc | 0.27 | | |
| | | 40 | Rubber And Articles Thereof | 0.21 | | |
| | | 49 | Printed Books, Newspapers, Pictures & Other Product Etc | 0.18 | | |
| | | 70 | Glass And Glassware | 0.06 | | |

Table 5b: Intra-EAC Trade of the Major twenty imports, 2012 (Values in US\$ million)

| Partner state | Country of Origin | HS level | Description of Goods | CIF Values | |
|----------------------|---|--|---|---|------|
| Burundi | Kenya | 4 digits | | | |
| | | 1704 | Sugar Confectionery (Incl. White Chocolate), Not Containing Cocoa | 1.16 | |
| | | 2203 | Beer Made From Malt | 0.12 | |
| | | 2523 | Portland Cement, Aluminous Cement, Persulphate Cement, Etc | 3.11 | |
| | | 2710 | Petroleum Oils, Etc, (Excl. Crude); Preparations Thereof, Nes | 4.05 | |
| | | 3004 | Medicaments Of Mixed Or Unmixed Products, For Retail Sale | 1.13 | |
| | | 3102 | Mineral Or Chemical Fertilizers, Nitrogenous | 0.12 | |
| | | 3209 | Paints And Varnishes, In An Aqueous Medium | 0.54 | |
| | | 3401 | Soap; Organic Surface-Active Products In Bars, Etc; Paper With Soap,Etc | 0.74 | |
| | | 3402 | Non-Soap Surface-Active Agents; Washing Preparations, Nes | 0.20 | |
| | | 3917 | Tubes, Pipes And Hoses, And Fittings Therefor, Of Plastics | 0.01 | |
| | | 3923 | Articles For The Of Goods, Of Plastics; Stoppers, Etc, Of Plastics | 2.38 | |
| | | 4411 | Fibreboard Of Wood Or Other Ligneous Materials | 0.35 | |
| | | 4901 | Printed Books, Brochures, Leaflets And Similar Printed Matter | 0.03 | |
| | | 7010 | Carboys, Bottles, Flasks... Ampoules, Etc; Stoppers, Lids..., Of Glass | 0.00 | |
| | | 7208 | Hot-Rolled Iron Or Non-Alloy Steel, >=600Mm Wide | 1.15 | |
| | | 7210 | Rolled Iron Or Non-Alloy Steel, >=600Mm Wide, Clad, Plated Or Coated | 5.37 | |
| | | 7214 | Iron/Steel Bars And Rods, Forged, Etc (Incl. Twisted), Uncoiled | 0.96 | |
| | | 7216 | Angles, Shapes And Sections Of Iron Or Non-Alloy Steel | 2.16 | |
| | 7306 | Other Tubes, Pipes And Hollow Profiles Of Iron Or Steel, Welded, Nes | 3.46 | | |
| | 7308 | Iron/Steel Structures And Parts Thereof; Plates, Rods... Therefor | 1.09 | | |
| | 7409 | Copper Plates, Sheets And Strip, >5Mm Thick | 0.00 | | |
| | Tanzania | 2 digit level | 07 | Edible Vegetables And Certain Roots And Tubers | 0.40 |
| | | | 10 | Cereals | 2.83 |
| | | | 11 | Prod Mill Indust; Malt; Starches; Inulin; Wheat Gluten | 2.88 |
| | | | 12 | Oil Seed, Oleagi Fruits; Miscell Grain, Seed, Fruit Etc | 0.77 |
| | | | 15 | Animal/Veg Fats & Oils & Their Cleavage Products; Etc | 1.02 |
| | | | 17 | Sugars And Sugar Confectionery | 0.02 |
| | | | 21 | Miscellaneous Edible Preparations | 0.06 |
| | | | 25 | Salt; Sulphur; Earth & Ston; Plastering Mat; Lime & Cem | 9.84 |
| | | | 28 | Inorgn Chem; Compds Of Prec Met, Radioact Elements Etc | 0.03 |
| | | | 30 | Pharmaceutical Products | 0.02 |
| | | | 31 | Fertilisers | 9.12 |
| | | | 34 | Soap, Organic Surface-Active Agents, Washing Prep, Etc | 0.59 |
| | | | 36 | Explosives; Pyrotechnic Prod; Matches; Pyrop Alloy; Etc | 0.10 |
| | | | 39 | Plastics And Articles Thereof | 0.70 |
| | | | 63 | Other Made Up Textile Articles; Sets; Worn Clothing Etc | 1.01 |
| | | 70 | Glass And Glassware | 5.59 | |
| | | 73 | Articles Of Iron Or Steel | 0.20 | |
| 84 | | Nuclear Reactors, Boilers, Mchy & Mech Appliance; Parts | 0.27 | | |
| 85 | | Electrical Mchy Equip Parts Thereof; Sound Recorder Etc | 0.11 | | |
| 87 | | Vehicles O/T Railw/Tramw Roll-Stock, Pts & Accessories | 0.15 | | |
| 90 | | Optical, Photo, Cine, Meas, Checking, Precision, Etc | 0.00 | | |
| 94 | | Furniture; Bedding, Mattress, Matt Support, Cushion Etc | 1.57 | | |
| 4 digit level | | 0710 | Vegetables, Frozen | 0.00 | |
| | | 0713 | Dried Leguminous Vegetables, Shelled | 0.05 | |
| | | 1005 | Maize(Corn) | 0.86 | |
| | | 1006 | Rice | 1.96 | |
| | | 1102 | Cereal Flours, (Excl. Wheat Or Meslin) | 0.51 | |
| | | 1103 | Cereal Groats, Meal And Pellets | 0.26 | |
| | | 1201 | Soya Beans | 0.00 | |
| | | 1202 | Ground-Nuts, Not Roasted Or Otherwise Cooked | 0.73 | |
| | 1515 | Other Fixed Vegetable Fats And Oils (Incl. Jojoba Oil) And Fractions | 0.26 | | |
| | 1701 | Cane Or Beet Sugar And Chemically Pure Sucrose, In Solid Form | 0.00 | | |
| | 1702 | Other Sugars In Solid Form; Sugar Syrups; Artificial Honey And Caramel | 0.00 | | |
| | 2009 | Fruit Juices (Incl. Grape Must) And Vegetable Juices, Unfermented | 0.08 | | |
| | 2501 | Salt And Pure Sodium Chloride; Sea Water | 2.44 | | |
| | 2711 | Petroleum Gases And Other Gaseous Hydrocarbons | 0.25 | | |
| | 2834 | Nitrites; Nitrates | 0.00 | | |
| 3105 | Mineral Or Chemical Fertilizers, Nes; Other Fertilizers; Goods <10Kg | 7.38 | | | |
| 3304 | Beauty, Make-Up, Skin-Care (Incl. Suntan), Manicure... Preparations | 1.54 | | | |
| 3306 | Preparations For Oral Or Dental Hygiene (Incl. Denture Fixative) | 0.03 | | | |
| 3401 | Soap; Organic Surface-Active Products In Bars, Etc; Paper With Soap,Etc | 0.43 | | | |
| 3603 | Safety Fuses; Detonating Fuses; Caps; Igniters; Electric Detonators | 0.00 | | | |
| 3923 | Articles For The Of Goods, Of Plastics; Stoppers, Etc, Of Plastics | 0.12 | | | |

Table 5b: Intra-EAC Trade of the Major twenty imports, 2012 (Values in US\$ million)

| Partner state | Country of Origin | HS level | Description of Goods | CIF Values | | |
|---------------|-------------------|-----------------|--|----------------|--|------|
| Burundi | Uganda | 2 digit | | | | |
| | | 04 | Dairy Prod; Birds' Eggs; Natural Honey; Edible Prod Nes | 0.85 | | |
| | | 07 | Edible Vegetables And Certain Roots And Tubers | 0.09 | | |
| | | 10 | Cereals | 3.86 | | |
| | | 11 | Prod Mill Indust; Malt; Starches; Inulin; Wheat Gluten | 0.60 | | |
| | | 12 | Oil Seed, Oleagi Fruits; Miscell Grain, Seed, Fruit Etc | 0.16 | | |
| | | 15 | Animal/Veg Fats & Oils & Their Cleavage Products; Etc | 4.83 | | |
| | | 17 | Sugars And Sugar Confectionery | 0.02 | | |
| | | 19 | Prep Of Cereal, Flour, Starch/Milk; Pastrycooks' Prod | 0.23 | | |
| | | 24 | Tobacco And Manufactured Tobacco Substitutes | 2.51 | | |
| | | 25 | Tobacco And Manufactured Tobacco Substitutes | 4.35 | | |
| | | 30 | Pharmaceutical Products | 1.05 | | |
| | | 31 | Fertilisers | 0.00 | | |
| | | 32 | Tanning/Dyeing Extract; Tannins & Derivs; Pigm Etc | 0.91 | | |
| | | 33 | Essential Oils & Resinoids; Perf, Cosmetic/Toilet Prep | 1.08 | | |
| | | 34 | Soap, Organic Surface-Active Agents, Washing Prep, Etc | 0.23 | | |
| | | 48 | Paper & Paperboard; Art Of Paper Pulp, Paper/Paperboard | 2.76 | | |
| | | 63 | Other Made Up Textile Articles; Sets; Worn Clothing Etc | 0.45 | | |
| | | 72 | Iron And Steel | 9.41 | | |
| | | 73 | Articles Of Iron Or Steel | 0.76 | | |
| | | 84 | Nuclear Reactors, Boilers, Mchy & Mech Appliance; Parts | 0.78 | | |
| | | 85 | Electrical Mchy Equip Parts Thereof; Sound Recorder Etc | 0.37 | | |
| | | | | 4 digit | | |
| | | | | 0401 | Milk And Cream, Not Concentrated Or Sweetened | 0.77 |
| | | | | 0408 | Birds' Eggs, Not In Shell And Egg Yolks | 0.00 |
| | | | | 0713 | Dried Leguminous Vegetables, Shelled | 0.05 |
| | | | | 1005 | Maize(Corn) | 0.57 |
| | | | | 1101 | Wheat Or Meslin Flour | 0.00 |
| | | | | 1102 | Cereal Flours, (Excl. Wheat Or Meslin) | 0.60 |
| | | | | 1511 | Palm Oil And Its Fractions | 2.60 |
| | | | | 1515 | Other Fixed Vegetable Fats And Oils (Incl. Jojoba Oil) And Fractions | 0.13 |
| | | | | 1516 | Animal Or Vegetable Fats And Oils And Fractions, Hydrogenated, Etc | 1.84 |
| | | | | 1905 | Bread, Pastry, Cakes, Etc; Communion Wafers, Rice Paper, Etc | 0.23 |
| | | | | 2401 | Unmanufactured Tobacco; Tobacco Refuse | 2.51 |
| | | | | 2523 | Portland Cement, Aluminous Cement, Persulphate Cement, Etc | 4.35 |
| | | | | 3209 | Paints And Varnishes, In An Aqueous Medium | 0.70 |
| | | | | 3402 | Non-Soap Surface-Active Agents; Washing Preparations, Nes | 0.15 |
| | | | | 4819 | Cartons, Boxes, Etc; Box Files, Etc, Of Paper, Paperboard, Etc | 0.42 |
| | | 6305 | Sacks And Bags, Used For Packing Goods | 0.18 | | |
| | | 7208 | Hot-Rolled Iron Or Non-Alloy Steel, >=600Mm Wide | 0.27 | | |
| | | 7210 | Rolled Iron Or Non-Alloy Steel, >=600Mm Wide, Clad, Plated Or Coated | 6.92 | | |
| | | 7214 | Iron/Steel Bars And Rods, Forged, Etc (Incl. Twisted), Uncoiled | 0.92 | | |
| | | 7215 | Other Bars And Rods Of Iron Or Non-Alloy Steel | 0.07 | | |
| | | 7216 | Angles, Shapes And Sections Of Iron Or Non-Alloy Steel | 0.09 | | |
| | | 7306 | Other Tubes, Pipes And Hollow Profiles Of Iron Or Steel, Welded, Nes | 0.15 | | |
| | | 7317 | Nails, Tacks, Drawing Pins, Corrugated Nails... Of Iron Or Steel | 0.26 | | |
| | | 8517 | Electrical Apparatus For Line Telephony Or Line Telegraphy | 0.00 | | |
| | Rwanda | 2 digits | | | | |
| | | 07 | Edible Vegetables And Certain Roots And Tubers | 1.51 | | |
| | | 10 | Cereals | 20.01 | | |
| | | 11 | Prod Mill Indust; Malt; Starches; Inulin; Wheat Gluten | 0.02 | | |
| | | 17 | Sugars And Sugar Confectionery | 0.01 | | |
| | | 20 | Prep Of Vegetable, Fruit, Nuts Or Other Parts Of Plants | 0.07 | | |
| | | 22 | Beverages, Spirits And Vinegar | 1.00 | | |
| | | 25 | Salt; Sulphur; Earth & Ston; Plastering Mat; Lime & Cem | 0.49 | | |
| | | 29 | Organic Chemicals | 0.00 | | |
| | | 30 | Pharmaceutical Products | 0.01 | | |
| | | 33 | Essential Oils & Resinoids; Perf, Cosmetic/Toilet Prep | 0.36 | | |
| | | 38 | Miscellaneous Chemical Products | 0.01 | | |
| | | 39 | Plastics And Articles Thereof | 0.78 | | |
| | | 44 | Wood And Articles Of Wood; Wood Charcoal | 0.00 | | |
| | | 48 | Paper & Paperboard; Art Of Paper Pulp, Paper/Paperboard | 0.02 | | |
| | | 64 | Footwear, Gaiters And The Like; Parts Of Such Articles | 0.06 | | |
| | | 69 | Ceramic Products | 0.04 | | |
| | | 72 | Iron And Steel | 1.20 | | |
| | | 73 | Articles Of Iron Or Steel | 0.10 | | |
| | | 84 | Nuclear Reactors, Boilers, Mchy & Mech Appliance; Parts | 0.23 | | |
| | | 85 | Electrical Mchy Equip Parts Thereof; Sound Recorder Etc | 0.20 | | |

Table 5b: Intra-EAC Trade of the Major twenty imports, 2012 (Values in US\$ million)

| Partner state | Country of Origin | HS level | Description of Goods | CIF Values | | |
|---------------|--|-----------------|--|-----------------|--|------------|
| Burundi | Rwanda | 4 digits | | | | |
| | | 0701 | Potatoes, Fresh Or Chilled | 0.95 | | |
| | | 0710 | Vegetables, Frozen | 0.00 | | |
| | | 0713 | Dried Leguminous Vegetables, Shelled | 0.32 | | |
| | | 1005 | Maize(Corn) | 19.74 | | |
| | | 1102 | Cereal Flours, (Excl. Wheat Or Meslin) | 0.02 | | |
| | | 1701 | Cane Or Beet Sugar And Chemically Pure Sucrose, In Solid Form | 0.00 | | |
| | | 2009 | Fruit Juices (Incl. Grape Must) And Vegetable Juices, Unfermented | 0.07 | | |
| | | 2201 | Waters, (Incl. Mineral Waters And Aerated Waters); Ice And Snow | 0.01 | | |
| | | 2523 | Portland Cement, Aluminous Cement, Persulphate Cement, Etc | 0.41 | | |
| | | 3004 | Medicaments Of Mixed Or Unmixed Products, For Retail Sale | 0.01 | | |
| | | 3304 | Beauty, Make-Up, Skin-Care (Incl. Suntan), Manicure... Preparations | 0.19 | | |
| | | 3305 | Preparations For Use On The Hair | 0.17 | | |
| | | 3925 | Builders' Ware Of Plastics, Nes | 0.20 | | |
| | | 4412 | Plywood, Veneered Panels And Similar Laminated Wood | 0.00 | | |
| | | 4802 | Uncoated Paper..., For Writing... In Rolls Or Sheets; Hand-Made Paper... | 0.01 | | |
| | | 6402 | Footwear With Rubber, Plastic, Leather Soles And Textile Uppers | 0.06 | | |
| | | 6405 | Other Footwear, Nes | 0.00 | | |
| | | 7210 | Rolled Iron Or Non-Alloy Steel, >=600Mm Wide, Clad, Plated Or Coated | 0.03 | | |
| 8459 | Machine-Tools For Drilling, Boring, Milling... By Removing Metal | 0.00 | | | | |
| 8471 | Automatic Data Processing Machines...; Magnetic Readers..., Nes | 0.05 | | | | |
| 8479 | Machines And Mechanical Appliances, Having Individual Functions, Nes | 0.00 | | | | |
| Tanzania | Kenya | 2 digits | | | | |
| | | 89 | Ships, Boats And Floating Structures | 131.93 | | |
| | | 84 | Nuclear Reactors, Boilers, Mchy & Mech Appliance; Parts | 60.90 | | |
| | | 39 | Plastics And Articles Thereof | 50.15 | | |
| | | 30 | Pharmaceutical Products | 41.62 | | |
| | | 87 | Vehicles O/T Railw/Tranw Rool-Stock, Pts & Accessories | 33.56 | | |
| | | 85 | Electrical Mchy Equip Parts Thereof; Sound Recorder Etc | 25.61 | | |
| | | 34 | Soap, Organic Surface-Active Agents, Washing Prep, Etc | 21.03 | | |
| | | 15 | Animal/Veg Fats & Oil & Their Cleavage Products; Etc | 18.76 | | |
| | | 28 | Inorgn Chem; Comps Of Prec Met, Radioact Elements Etc | 13.08 | | |
| | | 25 | Salt; Sulphur; Earth & Ston; Plastering Mat; Lime & Cem | 12.09 | | |
| | | 76 | Aluminium And Articles Thereof | 9.30 | | |
| | | 17 | Sugars And Sugar Confectionery | 9.15 | | |
| | | 04 | Dairy Prod; Birds' Eggs; Natural Honey; Edible Prod Nes | 9.09 | | |
| | | 73 | Articles Of Iron And Steel | 9.08 | | |
| | | 38 | Miscellaneous Chemical Products | 7.33 | | |
| | | 48 | Paper & Paperboard; Art Of Paper Pulp, Paper/Paperboard | 7.21 | | |
| | | 27 | Mineral Fuels, Oils & Product Of Their Distillation; Etc | 7.03 | | |
| | | 94 | Furniture; Bedding, Mattress, Matt Support, Cushion Etc | 6.76 | | |
| | | 22 | Beverages, Spirits And Vinegar | 6.18 | | |
| | | 10 | Cereals | 5.79 | | |
| | | | Kenya | 4 digits | | |
| | | | | 8901 | Cruise Ships, Excursion Boats, Etc, For Transport Of People Or Goods | 135,141.09 |
| 8906 | Other Vessels | | | 70,418.08 | | |
| 3923 | Articles For Conveyance Or Packing Of Goods, Of Plastics | | | 70,216.74 | | |
| 3004 | Medicaments Of Mixed Or Unmixed Products, For Retail Sale | | | 55,724.33 | | |
| 8431 | Parts Suitable For Use With The Machinery Of 84.25 To 84.30 | | | 48,083.71 | | |
| 8716 | Trailers And Semi-Trailers; Other Vehicles, Not Machanically Propelled | | | 22,411.99 | | |
| 3401 | Soap; Organic Surface-Active Products In Bars, Etc; Paper With Soap,Etc | | | 20,604.87 | | |
| 8471 | Automatic Data Processing Machines...; Magnetic Readers..., Nes | | | 13,853.44 | | |
| 8507 | Electric Accumulators (Incl. Separators Therefor) | | | 13,251.09 | | |
| 1704 | Sugar Confectionery (Incl. White Chocolate), Not Containing Cocoa | | | 13,126.82 | | |
| 8702 | Public-Transport Type Passenger Motor Vehicles | | | 12,546.26 | | |
| 0401 | Milk And Cream, Not Concentrated Or Sweetened | | | 12,224.05 | | |
| 8518 | Microphones; Loudspeakers; Headphones...; Electric Amplifiers... | | | 11,707.69 | | |
| 8704 | Motor Vehicles For The Transport Of Goods | | | 11,381.93 | | |
| 2501 | Salt/Pure Sodium Chloride Whether Or Not Cont Ant-Caking Agents;Seawater | | | 11,219.44 | | |
| 1517 | Margarine; Edible Preparations Of Animal Or Vegetable Fats Or Oils, Nes | | | 11,125.62 | | |
| 3402 | Non-Soap Surface-Active Agents; Washing Preparations In Powder, Liquid Etc | | | 10,548.56 | | |
| 1516 | Animal Or Vegetable Fats And Oils And Fractions, Hydrogenated, Etc | | | 10,113.68 | | |
| 3808 | Insecticides, Rodenticides... And Similar Products, For Retail Sale | 9,694.21 | | | | |
| 2710 | Petroleum Oils And Oils Obtained From Bituminous Minerals,Other Than Crude | 8,740.35 | | | | |

Table 5b: Intra-EAC Trade of the Major twenty imports, 2012 (Values in US\$ million)

| Partner state | Country of Origin | HS level | Description of Goods | CIF Values | |
|---------------|-------------------|-----------------|---|---|-----------|
| Tanzania | Uganda | 2 digits | | | |
| | | 12 | Oil Seed, Oleagi Fruits; Miscell Grain, Seed, Fruit Etc | 53.65 | |
| | | 10 | Cereals | 22.06 | |
| | | 84 | Nuclear Reactors, Boilers, Mchy & Mech Appliance; Parts | 7.18 | |
| | | 85 | Electrical Mchy Equip Parts Thereof; Sound Recorder Etc | 4.79 | |
| | | 87 | Vehicles O/T Railw/Tranw Rool-Stock, Pts & Accessories | 3.70 | |
| | | 15 | Animal/Veg Fats & Oil & Their Cleavage Products; Etc | 2.12 | |
| | | 34 | Soap, Organic Surface-Active Agents, Washing Prep, Etc | 1.58 | |
| | | 44 | Wood And Articles Of Wood; Wood Charcoal | 1.23 | |
| | | 73 | Articles Of Iron And Steel | 1.17 | |
| | | 23 | Residues & Waste From The Food Indust; Prepr Ani Fodder | 1.14 | |
| | | 90 | Optical, Photo, Cine, Meas, Checking, Precision, Etc | 1.07 | |
| | | 22 | Beverages, Spirits And Vinegar | 1.01 | |
| | | 72 | Iron And Steel | 0.92 | |
| | | 33 | Essential Oils & Resinoids; Perf, Cosmetic/Toilet Prep | 0.89 | |
| | | 07 | Edible Vegetables And Certain Roots And Tubers | 0.64 | |
| | | 24 | Tobacco And Manufactured Tobacco Substitutes | 0.64 | |
| | | 04 | Dairy Prod; Birds' Eggs; Natural Honey; Edible Prod Nes | 0.63 | |
| | | 30 | Pharmaceutical Products | 0.58 | |
| | | 11 | Prod Mill Indust; Malt; Starches; Insulin; Wheat Gluten | 0.46 | |
| | | 38 | Miscellaneous Chemical Products | 0.42 | |
| | | | 4 digits | | |
| | | | 1207 | Other Oil Seeds And Oleaginous Fruits | 82,576.61 |
| | | | 1005 | Maize(Corn) | 34,405.38 |
| | | | 8517 | Electrical Apparatus For Line Telephony Or Line Telegraphy | 4,384.43 |
| | | | 8431 | Parts Suitable For Use With The Machinery Of 84.25 To 84.30 | 3,044.57 |
| | | | 8704 | Motor Vehicles For The Transport Of Goods | 3,010.53 |
| | | | 8474 | Machinery For Sorting..., Agglomerating... Earth, Stone, Ores, Etc | 2,693.95 |
| | | | 1512 | Sunflower-Seed, Safflower Or Cotton-Seed Oil And Their Fractions | 2,528.25 |
| | | | 3401 | Soap; Organic Surface-Active Products In Bars, Etc; Paper With Soap,Etc | 2,346.97 |
| | | | 2304 | Oil Cake From Soya Bean Oil | 1,761.96 |
| | | | 8703 | Motor Cars And Other Motor Vehicles For The Transport Of Persons | 1,729.84 |
| | | | 9015 | Surveying, Hydrographic, Oceanographic... Instruments/Appliances, Nes | 1,629.15 |
| | | | 2201 | Waters, (Incl. Mineral Waters And Aerated Waters); Ice And Snow | 1,423.62 |
| | | | 4403 | Wood In The Rough Or Roughly Squared | 1,398.86 |
| | | | 8429 | Self-Propelled Bulldozers, Angledozer, Graders, Levellers, Etc | 1,357.11 |
| | | | 8427 | Fork-Lift Trucks; Works Trucks Fitted With Lifting/Handling Equipment | 1,079.40 |
| | | | 8504 | Electrical Transformers, Static Converters And Inductors | 1,074.51 |
| | | | 8430 | Earth Moving... Machinery, Nes; Pile-Drivers/Extractors; Snow-Ploughs | 1,027.65 |
| | | 2401 | Unmanufactured Tobacco; Tobacco Refuse | 997.16 | |
| | | 3304 | Beauty, Make-Up, Skin-Care (Incl. Suntan), Manicure... Preparations | 974.59 | |
| | | 713 | Dried Leguminous Vegetables, Shelled | 965.36 | |
| | | Burundi | 2 digits | | |
| | | 87 | Vehicles O/T Railw/Tranw Rool-Stock, Pts & Accessories | 2.07 | |
| | | 84 | Nuclear Reactors, Boilers, Mchy & Mech Appliance; Parts | 1.60 | |
| | | 85 | Electrical Mchy Equip Parts Thereof; Sound Recorder Etc | 0.10 | |
| | | 70 | Glass And Glassware | 0.02 | |
| | | 96 | Miscellaneous Manufactured Articles | 0.02 | |
| | | 94 | Furniture; Bedding, Mattress, Matt Support, Cushion Etc | 0.01 | |
| | | 40 | Rubber And Articles Thereof | 0.01 | |
| | | 44 | Wood And Articles Of Wood; Wood Charcoal | 0.01 | |
| | | 25 | Salt; Sulphur; Earth & Ston; Plastering Mat; Lime & Cem | 0.01 | |
| | | 39 | Plastics And Articles Thereof | 0.01 | |
| | | 63 | Other Made Up Textile Articles; Sets; Worn Clothing Etc | 0.00 | |
| | | 95 | Toys, Games & Sports Requisites; Parts & Access Thereof | 0.00 | |
| | | 86 | Railw/Tramw Locom, Rolling-Stock & Parts Thereof; Etc | 0.00 | |
| | | 73 | Articles Of Iron And Steel | 0.00 | |
| | | 62 | Art Of Apparel & Clothing Access, Not Knitted/Crocheted | 0.00 | |
| | | 67 | Prepr Feathers & Down; Arti Flower; Articles Human Hair | 0.00 | |
| | | 72 | Iron And Steel | 0.00 | |
| | | 48 | Paper & Paperboard; Art Of Paper Pulp, Paper/Paperboard | 0.00 | |
| | | 49 | Printed Books, Newspapers, Pictures & Other Product Etc | 0.00 | |
| | | 82 | Tool, Implement, Cutlery, Spoon & Fork, Of Base Met Etc | 0.00 | |

Table 5b: Intra-EAC Trade of the Major twenty imports, 2012 (Values in US\$ million)

| Partner state | Country of Origin | HS level | Description of Goods | CIF Values | |
|---------------|-------------------|--|--|---|------|
| Tanzania | Burundi | 4 digits | | | |
| | | 8704 | Motor Vehicles For The Transport Of Goods | 3,112.42 | |
| | | 8429 | Self-Propelled Bulldozers, Angledozers, Graders, Levellers, Etc | 2,450.73 | |
| | | 8502 | Electric Generating Sets And Rotary Converters | 124.72 | |
| | | 8703 | Motor Cars And Other Motor Vehicles For The Transport Of Persons | 80.99 | |
| | | 8431 | Parts Suitable For Use With The Machinery Of 84.25 To 84.30 | 37.20 | |
| | | 7001 | Cullet And Other Waste Of Glass | 35.60 | |
| | | 9605 | Travel Sets For Personal Toilet, Sewing Or Shoe Or Clothes Cleaning | 31.82 | |
| | | 4418 | Builders' Joinery And Carpentry Of Wood | 19.33 | |
| | | 4011 | New Pneumatic Tyres, Of Rubber | 15.25 | |
| | | 8701 | Tractors (Excl. Tractors Of 87.09) | 15.20 | |
| | | 2523 | Portland Cement, Aluminous Cement, Persulphate Cement, Etc | 14.55 | |
| | | 9405 | Lamps And Lighting Fittings, Nes; Illuminated Signs, Name-Plates, Etc | 12.76 | |
| | | 9403 | Other Furniture And Parts Thereof | 9.36 | |
| | | 8517 | Electrical Apparatus For Line Telephony Or Line Telegraphy | 9.19 | |
| | | 8702 | Public-Transport Type Passenger Motor Vehicles | 7.92 | |
| | | 8516 | Electric Water And Space Heaters, Hair-Dressing Apparatus, Irons, Etc | 5.76 | |
| | | 8609 | Containers For Transport Of One Or More Modes Of Transport | 4.50 | |
| | 9506 | Articles And Equipment For Gymnastics, Athletics, Etc | 4.23 | | |
| | 3920 | Other Plates..., Of Plastics, Not Reinforced, Etc | 3.51 | | |
| | 8544 | Insulated Wire, Cable, Etc; Optical Fibre Cables | 3.22 | | |
| | | Rwanda | 2 digit | | |
| | | | 07 | Edible Vegetables And Certain Roots And Tubers | 1.47 |
| | | | 87 | Vehicles O/T Railw/Tranw Rool-Stock, Pts & Accessories | 0.26 |
| | | | 73 | Articles Of Iron And Steel | 0.11 |
| | | | 31 | Fertilisers | 0.07 |
| | | | 10 | Cereals | 0.06 |
| | | | 85 | Electrical Mchy Equip Parts Thereof; Sound Recorder Etc | 0.04 |
| | | | 70 | Glass And Glassware | 0.03 |
| | | | 56 | Wadding, Felt & Nonwoven; Yarns; Twine, Cordage, Etc | 0.02 |
| | | | 84 | Nuclear Reactors, Boilers, Mchy & Mech Appliance; Parts | 0.02 |
| | | | 63 | Other Made Up Textile Articles; Sets; Worn Clothing Etc | 0.02 |
| | | | 94 | Furniture; Bedding, Mattress, Matt Support, Cushion Etc | 0.01 |
| | | | 11 | Prod Mill Indust; Malt; Starches; Insulin; Wheat Gluten | 0.01 |
| | | | 82 | Tool, Implement, Cutlery, Spoon & Fork, Of Base Met Etc | 0.01 |
| | | | 61 | Art Of Apparel & Clothing Access, Knitted Or Crocheted | 0.00 |
| | | | 37 | Photographic Or Cinematographic Goods | 0.00 |
| | | | 33 | Essential Oils & Resinoids; Perf, Cosmetic/Toilet Prep | 0.00 |
| | 40 | | Rubber And Articles Thereof | 0.00 | |
| | 90 | Optical, Photo, Cine, Meas, Checking, Precision, Etc | 0.00 | | |
| | 64 | Footwear, Gaiters And The Like; Parts Of Such Articles | 0.00 | | |
| | 96 | Miscellaneous Manufactured Articles | 0.00 | | |
| | | 4 digits | | | |
| | | 0701 | Potatoes, Fresh Or Chilled | 2,288.18 | |
| | | 8703 | Motor Cars And Other Motor Vehicles For The Transport Of Persons | 390.45 | |
| | | 7308 | Iron/Steel Structures And Parts Thereof; Plates, Rods... Therefor | 109.77 | |
| | | 3105 | Mineral Or Chemical Fertilizers, Nes; Other Fertilizers; Goods =<10Kg | 103.49 | |
| | | 1005 | Maize(Corn) | 91.75 | |
| | | 7326 | Other Articles Of Iron Or Steel | 66.94 | |
| | | 8504 | Electrical Transformers, Static Converters And Inductors | 56.67 | |
| | | 5601 | Wadding Of Textile Materials And Articles Thereof; Textile Fibres, =<5Mm | 33.47 | |
| | | 7001 | Cullet And Other Waste Of Glass | 31.04 | |
| | | 6309 | Worn Clothing | 24.61 | |
| | | 8474 | Machinery For Sorting..., Agglomerating... Earth, Stone, Ores, Etc | 19.17 | |
| | | 9401 | Seats, Other Thanthose Of 94.02, And Parts Thereof | 13.54 | |
| | | 1101 | Wheat Or Meslin Flour | 12.36 | |
| | | 8207 | Interchangeable Tools For Hand Or Machine-Tools... | 10.99 | |
| | | 7013 | Glassware Used For Table, Kitchen, Toilet, Office..., Nes | 9.25 | |
| | | 8701 | Tractors (Excl. Tractors Of 87.09) | 9.13 | |
| | | 8501 | Electric Motors And Generators (Excl. Generating Sets) | 4.53 | |
| | | 0710 | Vegetables, Frozen | 4.10 | |
| | | 6105 | Men'S Or Boys' Shirts, Knitted Or Crocheted | 3.49 | |
| | | 3707 | Chemical Preparations For Photographic Uses | 2.34 | |

Source: Partner States' Revenue Authorities

Table 5c: Intra-EAC Trade of the Major twenty imports, 2012 compared to 2011 (Values in US\$ m)

| Partner state | Country of Origin | HS level | Description of Goods | 2011 | 2012 | % change | | |
|---------------|-------------------|-----------------|--|--|--|----------|----------|--------|
| Uganda | Kenya | 2 digits | | | | | | |
| | | 25 | Salt; Sulphur; Earth & Ston; Plastering Mat; Lime & Cem | 105.91 | 86.46 | -18.36 | | |
| | | 27 | Mineral Fuels, Oils & Product Of Their Distillation; Etc | 93.08 | 70.11 | -24.68 | | |
| | | 22 | Beverages, Spirits And Vinegar | 42.04 | 46.57 | 10.78 | | |
| | | 72 | Iron And Steel | 53.04 | 41.91 | -20.98 | | |
| | | 39 | Plastics And Articles Thereof | 38.46 | 38.69 | 0.60 | | |
| | | 30 | Pharmaceutical Products | 26.70 | 21.34 | -20.06 | | |
| | | 48 | Paper & Paperboard; Art Of Paper Pulp, Paper/Paperboard | 26.42 | 21.24 | -19.62 | | |
| | | 87 | Vehicles O/T Railw/Tramw Roll-Stock, Pts & Accessories | 20.35 | 20.13 | -1.12 | | |
| | | 34 | Soap, Organic Surface-Active Agents, Washing Prep, Etc | 20.93 | 18.42 | -11.96 | | |
| | | 84 | Nuclear Reactors, Boiliers, Mchy & Mech Appliance; Parts | 15.51 | 15.89 | 2.50 | | |
| | | 15 | Animal/Veg Fats & Oils & Their Cleavage Products; Etc | 13.65 | 14.03 | 2.81 | | |
| | | 17 | Sugars And Sugar Confectionery | 12.80 | 12.85 | 0.33 | | |
| | | 85 | Electrical Mchy Equip Parts Thereof; Sound Recorder Etc | 11.62 | 12.77 | 9.92 | | |
| | | 21 | Miscellaneous edible preparations. | 9.20 | 12.41 | 34.89 | | |
| | | 31 | Fertilisers | 12.32 | 11.41 | -7.42 | | |
| | | 24 | Tobacco And Manufactured Tobacco Substitutes | 12.76 | 10.48 | -17.85 | | |
| | | 73 | Articles of iron or steel. | 12.51 | 10.10 | -19.24 | | |
| | | 70 | Glass And Glassware | 9.26 | 9.43 | 1.86 | | |
| | | 10 | Cereals | 4.38 | 9.26 | 111.58 | | |
| | | 28 | Inorgn Chem; Compds Of Prec Met, Radioact Elements Etc | 9.72 | 9.10 | -6.40 | | |
| | | | | 4 digits | | | | |
| | | | | 2523 | Portland Cement, Aluminous Cement, Slag Cement, Supersulphate Cement | 81.78 | 57.88 | -29.23 |
| | | | | 2710 | Petroleum Oils, Oils from Bituminous Minerals, not Crude; preparations n.e.s. | 75.24 | 55.20 | -26.63 |
| | | | | 2501 | Salt (including Table Salt and Denatured Salt); Pure Sodium Chloride | 19.24 | 24.12 | 25.34 |
| | | | | 7209 | Iron or Non-alloy Steel; Flat-rolled Products, Width of 600mm or more, | 28.71 | 23.70 | -17.45 |
| | | | | 2207 | Ethyl Alcohol, Undenatured; of an Alcoholic Strength by Volume of 80% Vol. or Higher | 16.39 | 20.16 | 23.00 |
| | | | | 3923 | Plastic articles for the Conveyance or Packing of Goods; | 17.77 | 20.13 | 13.28 |
| | | | 2203 | Beer made from Malt | 20.62 | 18.21 | -11.69 | |
| | | | 3004 | Medicaments; (not Goods of Heading No. 3002, 3005 or 3006) | 20.40 | 17.92 | -12.17 | |
| | | | 7210 | Iron or Non-alloy Steel; Flat-rolled Products, Width of 600mm or more, | 17.33 | 13.05 | -24.72 | |
| | | | 1704 | Sugar Confectionery (including White Chocolate), not containing Cocoa | 10.72 | 11.76 | 9.75 | |
| | | | 2402 | Cigars, Cheroots, Cigarillos and Cigarettes; of Tobacco or of Tobacco Substitutes | 12.75 | 10.48 | -17.79 | |
| | | | 3402 | Organic Surface-active Agents (not Soap); Surface-active, Washing | 10.56 | 10.39 | -1.61 | |
| | | | 4819 | Cartons, Boxes, Cases, Bags and the like, of Paper, Paperboard, | 10.42 | 10.27 | -1.45 | |
| | | | 7010 | Carboys, Bottles, Flasks, Jars, Pots, Phials, Ampoules, Containers of Glass | 8.44 | 8.84 | 4.65 | |
| | | | 2716 | Electrical Energy | 8.78 | 8.63 | -1.73 | |
| | | | 1517 | Margarine; Edible Mixtures or preparations of Animal or Vegetable Fats or Oils | 7.35 | 8.29 | 12.78 | |
| | | | 8716 | Trailers and Semi-trailers; other Vehicles, not Mechanically Propelled; Parts thereof | 8.61 | 7.75 | -10.02 | |
| | | | 8309 | Stoppers, Caps, Lids (including Crown Corks, Screw Caps, Pouring Stoppers) | 6.60 | 7.12 | 7.85 | |
| | | | 8471 | Automatic data processing machines...; magnetic re | 3.38 | 7.08 | 109.88 | |
| | | | 3105 | Fertilizers; Mineral, Chemical, containing 2 or 3 of the Elements Nitrogen, Phosphorus | 6.98 | 6.38 | -8.57 | |
| | | Tanzania | 2 digits | | | | | |
| | | | | 27 | Mineral Fuels, Oils & Product Of Their Distillation; Etc | 2.72 | 6.63 | 143.28 |
| | | | | 10 | Cereals | 8.68 | 4.89 | -43.66 |
| | | | | 48 | Paper & Paperboard; Art Of Paper Pulp, Paper/Paperboard | 2.99 | 4.16 | 39.26 |
| | | | | 85 | Electrical Mchy Equip Parts Thereof; Sound Recorder Etc | 2.73 | 4.14 | 51.78 |
| | | | 63 | Other Made Up Textile Articles; Sets; Worn Clothing Etc | 1.47 | 3.92 | 165.90 | |
| | | | 70 | Glass And Glassware | 1.62 | 3.49 | 114.87 | |
| | | | 22 | Beverages, Spirits And Vinegar | 2.03 | 3.29 | 61.99 | |
| | | | 84 | Nuclear Reactors, Boiliers, Mchy & Mech Appliance; Parts | 2.81 | 2.72 | -3.41 | |
| | | | 89 | Ships, boats and floating structures | - | 2.23 | - | |
| | | | 72 | Iron And Steel | 1.68 | 2.10 | 24.62 | |
| | | | 39 | Plastics And Articles Thereof | 3.19 | 2.09 | -34.54 | |
| | | | 09 | Coffee, Tea, Mate And Spices | 0.01 | 1.24 | 15413.12 | |
| | | | 31 | Fertilisers | 1.02 | 0.99 | -3.32 | |
| | | | 07 | Edible Vegetables And Certain Roots And Tubers | 0.63 | 0.98 | 55.53 | |
| | | | 15 | Animal/Veg Fats & Oils & Their Cleavage Products; Etc | 0.47 | 0.80 | 68.51 | |
| | | | 17 | Sugars And Sugar Confectionery | 0.49 | 0.65 | 31.18 | |
| | | | 03 | Fish & Crustacean, Mollusc & Other Aquatic Invertebrate | 0.59 | 0.53 | -10.81 | |
| | | | 23 | Residues and waste from the food industries; prepa | 0.53 | 0.50 | -6.09 | |
| | | 33 | Essential Oils & Resinoids; Perf, Cosmetic/Toilet Prep | 0.05 | 0.45 | 716.06 | | |
| | | 56 | Wadding, Felt & Nonwoven; Yarns; Twine, Cordage, Etc | 0.42 | 0.41 | -2.50 | | |

Table 5c: Intra-EAC Trade of the Major twenty imports, 2012 compared to 2011 (Values in US\$ m)

| Partner state | Country of Origin | HS level | Description of Goods | 2011 | 2012 | % change | |
|---------------|-------------------|---|--|--|-------|-------------|---------|
| Uganda | Tanzania | 4 digits | | | | | |
| | | 2710 | Petroleum oils and oils obtained from bituminous minerals, other than crude | 1.67 | 5.35 | 220.87 | |
| | | 8504 | Electrical transformers, static converters and inductors | 2.14 | 3.69 | 72.31 | |
| | | 1006 | Rice | 8.22 | 3.63 | -55.91 | |
| | | 4819 | Cartons, boxes, etc; box files, etc, of paper, paperboard, etc | 1.81 | 3.56 | 96.83 | |
| | | 7010 | Carboys, bottles, flasks... Ampoules, etc; stoppers, lids..., of glass | 1.61 | 3.48 | 116.77 | |
| | | 2207 | Ethyl alcohol, undenatured of >=80% alcohol, denatured spirits | 1.70 | 3.21 | 88.81 | |
| | | 6304 | Other furnishing articles, nes (excl. Of 94.04) | 0.46 | 2.46 | 428.69 | |
| | | 8901 | Cruise ships, excursion boats, etc, for transport of people or goods | - | 2.23 | - | |
| | | 6305 | Sacks and bags, used for packing goods | 0.93 | 1.42 | 52.96 | |
| | | 7210 | Rolled iron or non-alloy steel, >=600mm wide, clad, plated or coated | 1.32 | 1.30 | -1.72 | |
| | | 0901 | Coffee; coffee husks and skins; coffee substitutes containing coffee | 0.00 | 1.23 | 61621556.00 | |
| | | 2711 | Petroleum gases and other gaseous hydrocarbons | 0.99 | 1.17 | 18.32 | |
| | | 3923 | Articles for conveyance or packing of goods, of plastics | 0.95 | 1.09 | 14.61 | |
| | | 8474 | Machinery for sorting..., agglomerating... Earth, stone, ores, etc | 1.04 | 0.82 | -21.38 | |
| | | 1512 | Sunflower-seed, safflower or cotton-seed oil and their fractions | 0.38 | 0.77 | 102.40 | |
| | | 3920 | Other plates..., of plastics, not reinforced, etc | 1.65 | 0.77 | -53.53 | |
| | | 8431 | Parts suitable for use with the machinery of 84.25 to 84.30 | 0.04 | 0.67 | 1533.99 | |
| | 3102 | Mineral or chemical fertilizers, nitrogenous | - | 0.67 | - | | |
| | 1701 | Cane or beet sugar and chemically pure sucrose, in solid form | 0.44 | 0.54 | 22.13 | | |
| | 1007 | Grain sorghum | 0.32 | 0.54 | 69.20 | | |
| | | Rwanda | 2 digits | | | | |
| | | | 72 | Iron and steel. | 3.63 | 3.06 | -15.67 |
| | | | 41 | Raw hides and skins (other than furskins) and leather. | 0.24 | 0.38 | 59.74 |
| | | | 87 | Vehicles other than railway or tramway rolling-stock | 0.04 | 0.36 | 848.33 |
| | | | 27 | Mineral fuels, mineral oils and products of their distillation | 0.36 | 0.29 | -17.46 |
| | | | 09 | Coffee, tea, maté and spices. | 1.50 | 0.15 | -89.77 |
| | | | 39 | Plastics and articles thereof. | 0.02 | 0.14 | 691.00 |
| | | | 85 | Electrical machinery and equipment and parts thereof; sound recorders | 0.08 | 0.13 | 73.43 |
| | | | 84 | Nuclear reactors, boilers, machinery and mechanical appliances; parts thereof. | 0.72 | 0.12 | -83.60 |
| | | | 73 | Articles of iron or steel. | 0.18 | 0.08 | -55.29 |
| | | | 44 | Wood and articles of wood; wood charcoal. | 0.20 | 0.07 | -63.13 |
| | | | 70 | Glass and glassware. | 0.00 | 0.07 | 1784.23 |
| | | | 22 | Beverages, spirits and vinegar. | 0.05 | 0.06 | 20.82 |
| | | | 55 | Man-made staple fibres. | 0.42 | 0.06 | -86.53 |
| | | | 33 | Essential oils and resinoids; perfumery, cosmetic or toilet preparations. | 0.06 | 0.05 | -5.14 |
| | | 92 | Musical instruments; parts and accessories of such articles. | 0.01 | 0.04 | 433.22 | |
| | | 82 | Tools, implements, cutlery, spoons and forks, of base metal | 0.00 | 0.04 | 1091.79 | |
| | | 63 | Other made up textile articles; sets; worn clothing and worn textile articles; rags. | 0.02 | 0.04 | 80.87 | |
| | | 64 | Footwear, gaiters and the like; parts of such articles. | - | 0.04 | - | |
| | | 34 | Soap, organic surface-active agents, washing preparations, lubricating preparations | 0.02 | 0.04 | 54.19 | |
| | | 94 | Furniture; bedding, mattresses, mattress supports, cushions etc | 0.01 | 0.02 | 134.52 | |
| | | | 4 digits | | | | |
| | | 7204 | Ferrous waste and scrap; remelting scrap ingots of iron or steel | 3.34 | 2.97 | -11.23 | |
| | | 4101 | Raw hides and skins of bovine or equine animals, not tanned | 0.23 | 0.38 | 61.22 | |
| | | 8705 | Special purpose motor vehicles (eg crane, fire-fighting, etc, vehicles) | 0.01 | 0.34 | 3243.39 | |
| | | 2716 | Electrical energy | 0.24 | 0.26 | 5.10 | |
| | | 0901 | Coffee; coffee husks and skins; coffee substitutes containing coffee | 1.49 | 0.15 | -89.69 | |
| | | 3923 | Articles for conveyance or packing of goods, of plastics | 0.01 | 0.14 | 1082.57 | |
| | | 7214 | Iron/steel bars and rods, forged, etc (incl. Twisted), uncoiled | 0.23 | 0.09 | -59.90 | |
| | | 8426 | Derricks; cranes; mobile lifting frames... Trucks fitted with a crane | - | 0.09 | - | |
| | | 7311 | Containers for compressed or liquified gas, of iron or steel | - | 0.07 | - | |
| | | 4413 | Densified wood, in blocks, plates, strips or profile shapes | 0.19 | 0.07 | -65.79 | |
| | | 7010 | Carboys, bottles, flasks... Ampoules, etc; stoppers, lids..., of glass | 0.00 | 0.06 | 37894.01 | |
| | | 5513 | Woven fabrics, <85% synthetic staple fibres, with cotton, =<170g/m2 | 0.42 | 0.06 | -86.53 | |
| | | 8525 | Radio-communication/television transmission apparatus; tv cameras | - | 0.05 | - | |
| | | 3304 | Beauty, make-up, skin-care (incl. Suntan), manicure... Preparations | 0.05 | 0.05 | 2.38 | |
| | | 2203 | Beer made from malt | 0.05 | 0.04 | -17.90 | |
| | | 3401 | Soap; organic surface-active products in bars, etc; paper with soap, etc | 0.02 | 0.03 | 37.80 | |
| | | 9207 | Musical instruments with electrically produced or amplified sound | - | 0.03 | - | |
| | | 8205 | Hand tools, nes; blow lamps; vices, clamps, etc; anvils, etc | 0.00 | 0.03 | 13481.42 | |
| | | 6402 | Other footwear with outer soles and uppers of rubber or plastics | - | 0.03 | - | |
| | | 2202 | Waters (incl. Mineral and aerated), with added sugar...(incl. Sweetened) | 0.00 | 0.02 | 10642.76 | |

Table 5c: Intra-EAC Trade of the Major twenty imports, 2012 compared to 2011 (Values in US\$ m)

| Partner state | Country of Origin | HS level | Description of Goods | 2011 | 2012 | % change | |
|---------------|---|-----------------|----------------------|--|-------|----------|-----------|
| Uganda | Burundi | 2 digits | 72 | Iron and steel. | 0.65 | 0.56 | -13.66 |
| | | | 09 | Coffee, tea, maté and spices. | 0.86 | 0.24 | -71.77 |
| | | | 39 | Plastics and articles thereof. | - | 0.24 | - |
| | | | 84 | Nuclear reactors, boilers, machinery and mechanical appliances; parts thereof. | 0.34 | 0.18 | -47.85 |
| | | | 41 | Raw hides and skins (other than furskins) and leather. | 0.09 | 0.13 | 37.34 |
| | | | 70 | Glass and glassware. | 0.02 | 0.05 | 227.54 |
| | | | 22 | Beverages, spirits and vinegar. | 0.01 | 0.01 | 8.43 |
| | | | 87 | and parts and accessories thereof. | 0.05 | 0.00 | -92.55 |
| | | | 73 | Articles of iron or steel. | - | 0.00 | - |
| | | | 05 | Products of animal origin, not elsewhere specified or included. | 0.00 | 0.00 | 68.27 |
| | | | 82 | Tools, implements, cutlery, spoons and forks, of base metal | - | 0.00 | - |
| | | | 63 | Other made up textile articles; sets; worn clothing and worn textile articles; rags. | - | 0.00 | - |
| | | | 85 | Electrical machinery and equipment and parts thereof | 0.02 | 0.00 | -98.75 |
| | | | 12 | Oil seeds and oleaginous fruits; miscellaneous grains, seeds and fruit | - | 0.00 | - |
| | | | 25 | Salt; sulphur; earths and stone; plastering materials, lime and cement. | - | 0.00 | - |
| | | | 94 | Furniture; bedding, mattresses, mattress supports, cushions | 0.01 | 0.00 | -99.52 |
| | | | 65 | Headgear and parts thereof. | - | 0.00 | - |
| | | | 64 | Footwear, gaiters and the like; parts of such articles. | - | 0.00 | - |
| | | | 40 | Rubber and articles thereof. | - | 0.00 | - |
| | | | 62 | Articles of apparel and clothing accessories, not knitted or crocheted. | - | 0.00 | - |
| | | 4 digits | 7204 | Ferrous waste and scrap; remelting scrap ingots of iron or steel | 0.65 | 0.56 | -13.66 |
| | | | 0901 | Coffee; coffee husks and skins; coffee substitutes containing coffee | 0.86 | 0.24 | -71.77 |
| | | | 3923 | Articles for conveyance or packing of goods, of plastics | - | 0.24 | - |
| | | | 8478 | Machinery for preparing or making up tobacco, nes | - | 0.15 | - |
| | | | 4101 | Raw hides and skins of bovine or equine animals, not tanned | 0.09 | 0.13 | 37.34 |
| | | | 7010 | Carboys, bottles, flasks... Ampoules, etc; stoppers, lids..., of glass | 0.02 | 0.05 | 227.54 |
| | | | 2203 | Beer made from malt | 0.01 | 0.01 | 5.65 |
| | | | 8477 | Machinery for working rubber/plastics or making products thereof, nes | - | 0.01 | - |
| | | | 8414 | Air/vacuum pumps, air/gas compressors and fans;hoods with a fan | - | 0.01 | - |
| | | | 8704 | Motor vehicles for the transport of goods | 0.05 | 0.00 | -91.74 |
| | | | 8474 | Machinery for sorting..., agglomerating... Earth, stone, ores, etc | - | 0.00 | - |
| | | | 8438 | Machinery, nes, for the industrial preparation of food or drink | 0.00 | 0.00 | 133.33 |
| | | | 7308 | Iron/steel structures and parts thereof; plates, rods... Therefor | - | 0.00 | - |
| | | | 8424 | Appliances for spraying...liquids/powder; fire extinguishers, etc | - | 0.00 | - |
| | | | 8471 | Automatic data processing machines...; magnetic readers..., nes | - | 0.00 | - |
| | | | 0507 | Ivory, tortoise-shell, whalebone and whalebone hair, etc, unworked | - | 0.00 | - |
| | | | 8443 | Printing machinery; machines for uses ancillary to printing | - | 0.00 | - |
| | | | 3909 | Amino-resins, phenolic resins and polyurethanes, in primary forms | - | 0.00 | - |
| | | | 8473 | Parts and accessories suitable for machines of 84.69 to 84.72 | - | 0.00 | - |
| 2208 | Undenatured ethyl alcohol of an alcoholic strength <80%; spirits, etc | - | 0.00 | - | | | |
| Kenya | Uganda | 2 digits | 10 | Cereals. | 17.72 | 35.97 | 102.99 |
| | | | 07 | Edible vegetables and certain roots and tubers. | 21.46 | 32.61 | 51.93 |
| | | | 17 | Sugars and sugar confectionery. | 0.23 | 24.40 | 10638.37 |
| | | | 12 | Oil seeds and oleaginous fruits; miscellaneous gra | 11.53 | 19.56 | 69.62 |
| | | | 04 | Dairy produce; birds' eggs; natural honey; edible | 15.17 | 16.38 | 7.94 |
| | | | 24 | Tobacco and manufactured tobacco substitutes. | 9.12 | 14.18 | 55.61 |
| | | | 23 | Residues and waste from the food industries; prepa | 7.02 | 6.88 | -2.02 |
| | | | 09 | Coffee, tea, maté and spices. | 3.09 | 4.26 | 37.87 |
| | | | 44 | Wood and articles of wood; wood charcoal. | 2.02 | 3.23 | 59.91 |
| | | | 15 | Animal or vegetable fats and oils and their cleava | 4.98 | 3.12 | -37.32 |
| | | | 41 | Raw hides and skins (other than furskins) and leat | 2.17 | 2.81 | 29.93 |
| | | | 48 | Paper and paperboard; articles of paper pulp, of p | 1.54 | 2.80 | 81.67 |
| | | | 52 | Cotton. | 6.08 | 2.11 | -65.31 |
| | | | 72 | Iron and steel. | 4.61 | 1.95 | -57.79 |
| | | | 08 | Edible fruit and nuts; peel of citrus fruit or mel | 1.23 | 1.52 | 23.26 |
| | | | 22 | Beverages, spirits and vinegar. | 0.00 | 1.48 | 117207.64 |
| | | | 90 | Optical, photographic, cinematographic, measuring, | 0.12 | 1.13 | 839.38 |
| | | | 20 | Preparations of vegetables, fruit, nuts or other p | 0.67 | 0.89 | 32.15 |
| | | | 01 | Live animals. | 0.34 | 0.64 | 87.76 |
| 30 | Pharmaceutical products. | 0.29 | 0.53 | 83.62 | | | |

Table 5c: Intra-EAC Trade of the Major twenty imports, 2012 compared to 2011 (Values in US\$ m)

| Partner state | Country of Origin | HS level | Description of Goods | 2011 | 2012 | % change | |
|-----------------|--|--|--|--|--------|----------|--------|
| Kenya | Uganda | 4 digits | | | | | |
| | | 0713 | Dried leguminous vegetables, shelled | 18.56 | 25.77 | 38.84 | |
| | | 1701 | Cane or beet sugar and chemically pure sucrose, in | 0.05 | 23.96 | 49162.88 | |
| | | 1005 | Maize(corn) | 11.58 | 21.44 | 85.19 | |
| | | 2401 | Unmanufactured tobacco; tobacco refuse | 9.11 | 14.16 | 55.49 | |
| | | 0402 | Milk and cream, concentrated or sweetened | 9.74 | 10.68 | 9.71 | |
| | | 1008 | Buckwheat, millet and canary seed and other cereal | 3.77 | 10.32 | 173.53 | |
| | | 1207 | Other oil seeds and oleaginous fruits | 2.39 | 6.70 | 180.30 | |
| | | 1201 | Soya beans | 3.18 | 6.64 | 108.59 | |
| | | 1202 | Ground-nuts, not roasted or otherwise cooked | 3.49 | 5.43 | 55.47 | |
| | | 0401 | Milk and cream, not concentrated or sweetened | 5.20 | 4.95 | -4.88 | |
| | | 0708 | Leguminous vegetables, shelled or unshelled, fresh | 2.38 | 4.53 | 90.63 | |
| | | 0902 | Tea | 2.93 | 4.25 | 45.14 | |
| | | 1007 | Grain sorghum | 1.92 | 3.86 | 100.89 | |
| | | 2302 | Brans, sharps and other residues, derived from wor | 3.07 | 2.46 | -19.88 | |
| | | 4104 | Leather of bovine or equine animals, without hair | 0.53 | 2.40 | 353.29 | |
| | | 4410 | Particle board and similar board of wood or other | 1.70 | 2.26 | 32.61 | |
| | | 0714 | Roots and tubers with high starch content, fresh o | 0.52 | 2.25 | 329.62 | |
| | | 2306 | Oil-cake and other solid residues, of vegetable fa | 0.86 | 2.22 | 158.98 | |
| | 5203 | Cotton, carded or combed | 1.38 | 1.86 | 34.92 | | |
| | 1512 | Sunflower-seed, safflower or cotton-seed oil and t | 0.32 | 1.85 | 468.68 | | |
| | Tanzania | 2 digits | 10 | Cereals. | 28.69 | 43.98 | 53.29 |
| | | | 48 | Paper and paperboard; articles of paper pulp, of p | 26.25 | 21.45 | -18.31 |
| | | | 63 | Other made up textile articles; sets; worn clothin | 37.58 | 17.37 | -53.78 |
| | | | 22 | Beverages, spirits and vinegar. | 4.18 | 7.71 | 84.58 |
| | | | 73 | Articles of iron or steel. | 7.56 | 7.40 | -2.06 |
| | | | 27 | Mineral fuels, mineral oils and products of their | 3.46 | 7.20 | 108.04 |
| | | | 23 | Residues and waste from the food industries; prepa | 5.87 | 6.45 | 9.80 |
| | | | 05 | Products of animal origin, not elsewhere specified | 4.26 | 6.32 | 48.50 |
| | | | 52 | Cotton. | 6.35 | 5.65 | -10.96 |
| | | | 07 | Edible vegetables and certain roots and tubers. | 7.82 | 5.11 | -34.58 |
| | | | 39 | Plastics and articles thereof. | 1.15 | 4.39 | 282.64 |
| | | | 88 | Aircraft, spacecraft, and parts thereof. | 3.01 | 3.82 | 27.19 |
| | | | 44 | Wood and articles of wood; wood charcoal. | 3.52 | 3.41 | -3.12 |
| | | | 84 | Nuclear reactors, boilers, machinery and mechanica | 0.68 | 2.79 | 308.55 |
| | | | 85 | Electrical machinery and equipment and parts there | 9.03 | 2.68 | -70.32 |
| | | 60 | Knitted or crocheted fabrics. | 4.27 | 2.58 | -39.58 | |
| | | 26 | Ores, slag and ash. | 2.25 | 2.29 | 1.74 | |
| | | 03 | Fish and crustaceans, molluscs and other aquatic i | 0.42 | 1.79 | 330.74 | |
| 55 | | Man-made staple fibres. | 1.88 | 1.68 | -10.77 | | |
| 33 | | Essential oils and resinoids; perfumery, cosmetic | 0.70 | 1.39 | 98.44 | | |
| 4 digits | | 1005 | Maize(corn) | 21.14 | 38.56 | 82.37 | |
| | | 4804 | Uncoated kraft paper and paperboard, in rolls or s | 23.55 | 18.04 | -23.38 | |
| | | 6304 | Other furnishing articles, nes (excl. Of 94.04) | 35.85 | 12.41 | -65.40 | |
| | | 0511 | Animal products, nes; dead of chapters 1 and 3, un | 4.25 | 6.32 | 48.57 | |
| | | 2306 | Oil-cake and other solid residues, of vegetable fa | 4.17 | 5.08 | 21.89 | |
| | | 2711 | Petroleum gases and other gaseous hydrocarbons | 2.08 | 4.28 | 105.95 | |
| | | 6305 | Sacks and bags, used for packing goods | 0.90 | 4.21 | 366.00 | |
| | | 1007 | Grain sorghum | 2.13 | 4.07 | 91.41 | |
| | | 3923 | Articles for conveyance or packing of goods, of pl | 0.54 | 3.85 | 613.78 | |
| | | 8802 | Other aircraft (eg helicopters, aeroplanes); space | 2.94 | 3.73 | 27.03 | |
| | 7306 | Other tubes, pipes and hollow profiles of iron or | 1.08 | 3.61 | 235.67 | | |
| | 0713 | Dried leguminous vegetables, shelled | 3.02 | 3.07 | 1.64 | | |
| | 2203 | Beer made from malt | 2.65 | 2.99 | 12.83 | | |
| | 6006 | Other knitted or crocheted fabrics. | 4.27 | 2.58 | -39.47 | | |
| | 4821 | Paper or paperboard labels of all kinds, whether o | 2.29 | 2.55 | 11.19 | | |
| 2606 | Aluminium ores | 2.25 | 2.29 | 1.74 | | | |
| 4403 | Wood in the rough or roughly squared | 1.43 | 2.29 | 60.21 | | | |
| 5205 | Cotton yarn, with >=85% cotton, not put up for ret | 2.42 | 2.11 | -12.54 | | | |
| 5203 | Cotton, carded or combed | 1.14 | 1.97 | 73.02 | | | |
| 7305 | Other circular tubes and pipes, diameter >406.4mm, | 5.16 | 1.71 | -66.97 | | | |

Table 5c: Intra-EAC Trade of the Major twenty imports, 2012 compared to 2011 (Values in US\$ m)

| Partner state | Country of Origin | HS level | Description of Goods | 2011 | 2012 | % change | |
|---------------|-------------------|--------------------------|--|--|------|----------|----------|
| Kenya | Rwanda | 2 digits | | | | | |
| | | 41 | Raw hides and skins (other than furskins) and leat | 3.51 | 7.81 | 122.92 | |
| | | 09 | Coffee, tea, maté and spices. | 0.79 | 1.39 | 76.65 | |
| | | 72 | Iron and steel. | 0.28 | 0.24 | -15.71 | |
| | | 07 | Edible vegetables and certain roots and tubers. | | 0.13 | | |
| | | 85 | Electrical machinery and equipment and parts there | 0.02 | 0.04 | 115.17 | |
| | | 63 | Other made up textile articles; sets; worn clothin | 0.07 | 0.03 | -58.16 | |
| | | 25 | Salt; sulphur; earths and stone; plastering materi | 0.06 | 0.02 | -73.07 | |
| | | 49 | Printed books, newspapers, pictures and other prod | 0.00 | 0.01 | 8609.56 | |
| | | 84 | Nuclear reactors, boilers, machinery and mechanica | 0.01 | 0.01 | -3.79 | |
| | | 97 | Works of art, collectors' pieces and antiques. | | 0.00 | | |
| | | 73 | Articles of iron or steel. | | 0.00 | | |
| | | 88 | Aircraft, spacecraft, and parts thereof. | | 0.00 | | |
| | | 95 | Toys, games and sports requisites; parts and acces | | 0.00 | | |
| | | 69 | Ceramic products. | | 0.00 | | |
| | | 94 | Furniture; bedding, mattresses, mattress supports, | 0.00 | 0.00 | 36833.88 | |
| | | 70 | Glass and glassware. | | 0.00 | | |
| | | 42 | Articles of leather; saddlery and harness; travel | 0.00 | 0.00 | 368.74 | |
| | | 39 | Plastics and articles thereof. | 0.00 | 0.00 | 3377.84 | |
| | | 82 | Tools, implements, cutlery, spoons and forks, of b | 0.00 | 0.00 | -39.91 | |
| | 30 | Pharmaceutical products. | | 0.00 | | | |
| | | | 4 digits | | | | |
| | | | 4103 | Other raw hides and skins, fresh or preserved, not | 1.80 | 4.98 | 176.57 |
| | | | 4101 | Raw hides and skins of bovine or equine animals, n | 1.65 | 2.82 | 70.84 |
| | | | 0902 | Tea | 0.39 | 1.06 | 173.49 |
| | | | 0901 | Coffee; coffee husks and skins; coffee substitutes | 0.40 | 0.34 | -16.40 |
| | | | 7214 | Iron/steel bars and rods, forged, etc (incl. Twist | 0.28 | 0.24 | -15.70 |
| | | | 0708 | Leguminous vegetables, shelled or unshelled, fresh | | 0.13 | |
| | | | 6309 | Worn clothing | 0.07 | 0.03 | -58.15 |
| | | | 8517 | Electrical apparatus for line telephony or line te | 0.01 | 0.01 | 97.20 |
| | | | 4106 | Goat or kid skin leather, without hair on | 0.05 | 0.01 | -73.92 |
| | | | 4901 | Printed books, brochures, leaflets and similar pri | 0.00 | 0.01 | 8451.37 |
| | | | 2506 | Quartz; quartzite | 0.06 | 0.01 | -85.66 |
| | | | 8516 | Electric water and space heaters, hair-dressing ap | 0.00 | 0.01 | 11386.02 |
| | | | 2530 | Mineral substances not elsewhere specified or incl | | 0.01 | |
| | | | 8528 | Television receivers (incl. Video monitors and vid | 0.00 | 0.01 | 489.59 |
| | | | 8525 | Radio-communication/television transmission appara | 0.00 | 0.00 | 1026.48 |
| | | | 9703 | Sculptures and statuary, in any material | | 0.00 | |
| | | | 8473 | Parts and accessories suitable for machines of 84. | 0.00 | 0.00 | 5729.59 |
| | | | 8518 | Microphones; loudspeakers; headphones...; electric | 0.00 | 0.00 | 1446.85 |
| | | | 8803 | Parts of goods of 88.01 or 88.02 | | 0.00 | |
| | | 8521 | Video recording or reproducing apparatus | | 0.00 | | |
| | Burundi | 2 digits | | | | | |
| | | 41 | Raw hides and skins (other than furskins) and leat | 3.74 | 3.41 | -8.83 | |
| | | 09 | Coffee, tea, maté and spices. | 1.53 | 0.24 | -84.00 | |
| | | 63 | Other made up textile articles; sets; worn clothin | 0.00 | 0.01 | 611.96 | |
| | | 85 | Electrical machinery and equipment and parts there | | 0.00 | | |
| | | 25 | Salt; sulphur; earths and stone; plastering materi | | 0.00 | | |
| | | 4 digits | | | | | |
| | | 4103 | Other raw hides and skins, fresh or preserved, not | 2.39 | 1.96 | -18.01 | |
| | | 4101 | Raw hides and skins of bovine or equine animals, n | 1.35 | 1.37 | 1.77 | |
| | | 0902 | Tea | 0.24 | 0.24 | 4.03 | |
| | | 4104 | Leather of bovine or equine animals, without hair | | 0.08 | | |
| | | 6309 | Worn clothing | 0.00 | 0.01 | 564.60 | |
| | | 8517 | Electrical apparatus for line telephony or line te | | 0.00 | | |
| | | 2508 | Other clays, andalusite, kyanite, etc; mullite; ch | | 0.00 | | |
| | | 8516 | Electric water and space heaters, hair-dressing ap | | 0.00 | | |
| | | 8544 | Insulated wire, cable, etc; optical fibre cables | | 0.00 | | |

Table 5c: Intra-EAC Trade of the Major twenty imports, 2012 compared to 2011 (Values in US\$ m)

| Partner state | Country of Origin | HS level | Description of Goods | 2011 | 2012 | % change | | |
|---------------|-------------------|-----------------|--|--|--|----------|--------|--------|
| Rwanda | Kenya | 2 digits | | | | | | |
| | | 72 | Iron and steel | 14.93 | 17.33 | 16.03 | | |
| | | 15 | Animal or vegetable fats and oils and their cleavage products;prepared edible fats | 10.73 | 10.71 | -0.14 | | |
| | | 27 | Mineral fuels, mineral oils and products of their distillation;bituminous substances | 9.46 | 9.43 | -0.34 | | |
| | | 30 | Pharmaceutical products | 3.24 | 8.08 | 149.06 | | |
| | | 84 | Nuclear reactors, boilers, machineryand mechanical appliances; parts thereof | 3.68 | 7.70 | 109.06 | | |
| | | 39 | Plastics and articles thereof | 7.14 | 7.66 | 7.27 | | |
| | | 85 | Electrical machinery and equipment and parts thereof | 6.26 | 6.95 | 10.97 | | |
| | | 48 | Paper and paperboard; articles of paper pulp,of paper or of paperboard | 6.54 | 6.83 | 4.44 | | |
| | | 25 | Salt; sulphur; earths and stone;plastering materials, lime and cement | 4.33 | 6.10 | 40.85 | | |
| | | 64 | Footwear, gaiters and the like; parts of such articles | 4.26 | 4.96 | 16.45 | | |
| | | 24 | Tobacco and manufactured tobacco substitutes | 4.11 | 4.02 | -1.97 | | |
| | | 73 | Articles of iron or steel | 3.56 | 4.01 | 12.83 | | |
| | | 34 | Soap, organic surface-active agents, washing preparations,lubricating preparations | 3.22 | 3.74 | 16.37 | | |
| | | 17 | Sugars and sugar confectionery | 4.12 | 3.54 | -14.07 | | |
| | | 49 | Printed books, newspapers, pictures and other products of the printing industry | 5.39 | 2.78 | -48.30 | | |
| | | 28 | Inorganic chemicals; organic or inorganic compounds of precious metal | 1.67 | 2.29 | 37.04 | | |
| | | 94 | Furniture; bedding, mattresses, mattress supports,cushions | 1.83 | 1.95 | 6.43 | | |
| | | 76 | Aluminium and articles thereof | 1.65 | 1.78 | 7.72 | | |
| | | 87 | Vehicles other than railway or tramway rolling?stock,and parts and accessories | 0.83 | 1.71 | 104.40 | | |
| | | 32 | Tanning or dyeing extracts; tannins and their derivatives; dyes,pigments | 1.72 | 1.67 | -3.28 | | |
| | | | | 4 digits | | | | |
| | | | | 7210 | Flat-rolled products of iron or non-alloy steel, of a width of 600 mm | 6.75 | 11.48 | 70.02 |
| | | | | 2710 | Petroleum oils and oils obtained from bituminous minerals, other than crude | 8.53 | 8.54 | 0.22 |
| | | | | 3004 | Medicaments (excluding goods of heading 30.02, 30.05 or 30.06) | 2.13 | 7.40 | 247.95 |
| | | | | 1511 | Palm oil and its fractions, whether or not refined, but not chemically modified. | 4.77 | 6.47 | 35.61 |
| | | | | 2402 | Cigars, cheroots, cigarillos and cigarettes, of tobacco or of tobacco substitutes. | 4.11 | 4.02 | -2.01 |
| | | | | 2501 | Salt (including table salt and denatured salt) and pure sodium chloride | 2.91 | 3.87 | 33.20 |
| | | | | 4819 | Cartons, boxes, cases, bags and other packing containers, of paper | 3.46 | 3.65 | 5.36 |
| | | | | 1704 | Sugar confectionery (including white chocolate), not containing cocoa. | 3.67 | 3.40 | -7.44 |
| | | | | 3924 | Tableware, kitchenware, other household articles and toilet articles, of plastics. | 2.27 | 2.65 | 16.56 |
| | | | | 6402 | Other footwear with outer soles and uppers of rubber or plastics. | 1.66 | 2.44 | 46.61 |
| | | | 8471 | Automatic data processing machines and units thereof; magnetic | 1.24 | 2.38 | 92.41 | |
| | | | 4901 | Printed books, brochures, leaflets and similar printed matter | 4.68 | 2.25 | -51.81 | |
| | | | 3402 | Organic surface-active agents (other than soap); surface-active preparations | 1.71 | 1.99 | 16.31 | |
| | | | 8544 | Insulated (including enamelled or anodised) wire, cable | 3.29 | 1.92 | -41.53 | |
| | | | 6401 | Waterproof footwear with outer soles and uppers of rubber or of plastics, | 1.79 | 1.87 | 4.38 | |
| | | | 7214 | Other bars and rods of iron or non-alloy steel, not further worked than forged | 2.77 | 1.86 | -32.83 | |
| | | | 7216 | Angles, shapes and sections of iron or non-alloy steel. | 1.79 | 1.84 | 2.81 | |
| | | 2523 | Portland cement, aluminous cement, slag cement, supersulphate cement | 1.14 | 1.83 | 60.43 | | |
| | | 3917 | Tubes, pipes and hoses, and fittings therefor (for example, joints, elbows, flanges) | 1.60 | 1.72 | 7.48 | | |
| | | 7306 | Other tubes, pipes and hollow profiles (for example, open seam or welded | 0.86 | 1.70 | 97.78 | | |
| | Tanzania | 2 digits | | | | | | |
| | | 31 | Fertilisers | 16.01 | 14.59 | -8.85 | | |
| | | 25 | Salt; sulphur; earths and stone;plastering materials, lime and cement | 7.14 | 9.22 | 29.10 | | |
| | | 17 | Sugars and sugar confectionery | 5.13 | 7.41 | 44.42 | | |
| | | 12 | Oil seeds and oleaginous fruits; miscellaneous grains,seeds and fruit | 1.92 | 6.89 | 259.21 | | |
| | | 72 | Iron and steel | 4.50 | 5.41 | 20.22 | | |
| | | 03 | Fish and crustaceans, molluscs and other aquatic invertebrates | 4.55 | 4.67 | 2.57 | | |
| | | 27 | Mineral fuels, mineral oils and products of their distillation | 1.94 | 3.67 | 88.75 | | |
| | | 10 | Cereals | 12.99 | 3.66 | -71.84 | | |
| | | 04 | Dairy produce; birds' eggs; natural honey;edible products of animal origin | 0.39 | 3.32 | 760.95 | | |
| | | 70 | Ceramic products | 2.60 | 2.54 | -2.43 | | |
| | | 33 | Essential oils and resinoids; perfumery,cosmetic or toilet preparations | 2.59 | 2.06 | -20.25 | | |
| | | 07 | Edible vegetables and certain roots and tubers | 0.81 | 2.00 | 145.83 | | |
| | | 39 | Plastics and articles thereof | 1.61 | 1.92 | 19.69 | | |
| | | 63 | Other made up textile articles; sets;worn clothing and worn textile articles; rags | 3.54 | 1.71 | -51.76 | | |
| | | 22 | Beverages, spirits and vinegar | 0.01 | 1.03 | 6885.67 | | |
| | | 48 | Paper and paperboard; articles of paper pulp,of paper or of paperboard | 0.60 | 0.94 | 57.29 | | |
| | | 08 | Edible fruit and nuts; peel of citrus fruit or melons | 0.46 | 0.65 | 42.84 | | |
| | | 85 | Electrical machinery and equipment and parts thereof | 0.78 | 0.52 | -33.97 | | |
| | | 36 | Explosives; pyrotechnic products; matches;pyrophoric alloys | 0.40 | 0.51 | 27.60 | | |
| | | 19 | Preparations of cereals, flour, starch or milk;pastrycooks' products | 0.39 | 0.50 | 28.44 | | |

Table 5c: Intra-EAC Trade of the Major twenty imports, 2012 compared to 2011 (Values in US\$ m)

| Partner state | Country of Origin | HS level | Description of Goods | 2011 | 2012 | % change | |
|---------------|-------------------|---|--|---|--------|----------|---------|
| Rwanda | Tanzania | 4 digits | | | | | |
| | | 3105 | Mineral or chemical fertilisers containing two or three of the fertilising elements nitr | 13.41 | 12.19 | -9.07 | |
| | | 2523 | Portland cement, aluminous cement, slag cement | 6.89 | 8.94 | 29.85 | |
| | | 1701 | Cane or beet sugar and chemically pure sucrose, in solid form. | 5.09 | 7.39 | 45.13 | |
| | | 7214 | Other bars and rods of iron or non-alloy steel, not further worked than forged | 4.26 | 5.05 | 18.53 | |
| | | 1202 | Ground-nuts, not roasted or otherwise cooked, whether or not shelled or broken. | 1.00 | 4.66 | 364.61 | |
| | | 0305 | Fish, dried, salted or in brine; smoked fish, whether or not cooked | 4.53 | 4.62 | 1.87 | |
| | | 0409 | Natural honey. | 0.39 | 3.32 | 761.84 | |
| | | 7010 | Carboys, bottles, flasks, jars, pots, phials, ampoules and other containers | 2.48 | 2.52 | 1.36 | |
| | | 1211 | Plants and parts of plants (including seeds and fruits), | 0.77 | 2.21 | 188.31 | |
| | | 2712 | Petroleum jelly; paraffin wax, micro-crystalline petroleum wax, | 0.98 | 1.99 | 103.84 | |
| | | 1006 | Rice. | 10.51 | 1.94 | -81.51 | |
| | | 3304 | Beauty or make-up preparations and preparations for the care of the skin | 2.35 | 1.67 | -28.73 | |
| | | 6305 | Sacks and bags, of a kind used for the packing of goods. | 0.55 | 1.60 | 192.90 | |
| | | 3102 | Mineral or chemical fertilisers, nitrogenous. | 0.06 | 1.49 | 2305.71 | |
| | | 2711 | Petroleum gases and other gaseous hydrocarbons. | 0.72 | 1.42 | 97.69 | |
| | | 1005 | Maize (corn). | 1.16 | 1.07 | -8.05 | |
| | | 2202 | Waters, including mineral waters and aerated waters, containing added sugar | 0.00 | 0.97 | 24222.98 | |
| | | 3104 | Mineral or chemical fertilisers, potassic. | 0.00 | 0.90 | | |
| | 3923 | Articles for the conveyance or packing of goods, of plastics; stoppers, | 0.42 | 0.66 | 57.60 | | |
| | 3917 | Tubes, pipes and hoses, and fittings therefor | 0.51 | 0.63 | 22.59 | | |
| | | Uganda | 2 digits | | | | |
| | | | 15 | Animal or vegetable fats and oils and their cleavage products; prepared edible fats | 43.14 | 58.28 | 35.08 |
| | | | 25 | Salt; sulphur; earths and stone; plastering materials, lime and cement | 44.32 | 56.96 | 28.53 |
| | | | 34 | Soap, organic surface-active agents, washing preparations, lubricating preparations | 13.16 | 16.53 | 25.63 |
| | | | 63 | Other made up textile articles; sets; worn clothing and worn textile articles; rags | 1.08 | 13.41 | 1136.19 |
| | | | 72 | Iron and steel | 16.59 | 9.99 | -39.80 |
| | | | 10 | Cereals | 5.49 | 9.54 | 73.62 |
| | | | 17 | Sugars and sugar confectionery | 10.95 | 9.31 | -15.01 |
| | | | 73 | Articles of iron or steel | 5.25 | 5.01 | -4.61 |
| | | | 48 | Paper and paperboard; articles of paper pulp, of paper or of paperboard | 4.49 | 4.74 | 5.48 |
| | | | 20 | Preparations of vegetables, fruit, nuts or other parts of plants | 1.45 | 4.65 | 220.34 |
| | | | 39 | Plastics and articles thereof | 3.78 | 3.90 | 3.20 |
| | | | 32 | Tanning or dyeing extracts; tannins and their derivatives; dyes, pigments | 3.15 | 3.64 | 15.67 |
| | | | 22 | Beverages, spirits and vinegar | 2.16 | 3.49 | 61.67 |
| | | | 01 | Live animals | 2.37 | 3.27 | 38.07 |
| | | | 19 | Preparations of cereals, flour, starch or milk; pastrycooks' products | 3.31 | 3.01 | -9.18 |
| | | | 03 | Fish and crustaceans, molluscs and other aquatic invertebrates | 1.48 | 2.83 | 91.98 |
| | | | 44 | Wood and articles of wood; wood charcoal | 1.59 | 2.68 | 68.78 |
| | 33 | | Essential oils and resinoids; perfumery, cosmetic or toilet preparations | 2.10 | 2.53 | 20.49 | |
| | 30 | Pharmaceutical products | 0.67 | 1.70 | 155.25 | | |
| | 12 | Oil seeds and oleaginous fruits; miscellaneous grains, seeds and fruit | 2.56 | 1.58 | -38.38 | | |
| | | 4 digits | | | | | |
| | | 2523 | Portland cement, aluminous cement, slag cement | 43.60 | 55.68 | 27.71 | |
| | | 1516 | Animal or vegetable fats and oils and their fractions, | 12.97 | 28.32 | 118.42 | |
| | | 1511 | Palm oil and its fractions, whether or not refined, but not chemically modified. | 22.19 | 25.35 | 14.22 | |
| | | 3401 | Soap; organic surface-active products and preparations for use as soap | 11.27 | 13.96 | 23.88 | |
| | | 6309 | Worn clothing and other worn articles. | 0.17 | 12.50 | 7462.69 | |
| | | 1701 | Cane or beet sugar and chemically pure sucrose, in solid form. | 10.58 | 9.11 | -13.89 | |
| | | 1005 | Maize (corn). | 4.88 | 7.83 | 60.58 | |
| | | 2009 | Fruit juices (including grape must) and vegetable juices, | 1.43 | 4.65 | 225.41 | |
| | | 1512 | Sunflower-seed, safflower or cotton-seed oil and fractions thereof, | 0.28 | 3.49 | 1160.52 | |
| | | 4819 | Cartons, boxes, cases, bags and other packing containers, of paper, | 2.78 | 3.33 | 19.75 | |
| | | 3208 | Paints and varnishes (including enamels and lacquers) | 2.86 | 3.21 | 12.27 | |
| | | 0102 | Live bovine animals. | 2.10 | 3.08 | 47.03 | |
| | | 7304 | Tubes, pipes and hollow profiles, seamless, of iron (other than cast iron) or steel. | 3.70 | 2.71 | -26.75 | |
| | | 7214 | Other bars and rods of iron or non-alloy steel, | 5.44 | 2.63 | -51.60 | |
| | | 3402 | Organic surface-active agents (other than soap); surface-active preparations, | 1.85 | 2.53 | 36.61 | |
| | | 1905 | Bread, pastry, cakes, biscuits and other bakers' wares, | 3.28 | 2.49 | -23.95 | |
| | | 2208 | Undenatured ethyl alcohol of an alcoholic strength by volume of less than 80 % vol | 1.83 | 2.46 | 34.49 | |
| | | 7210 | Flat-rolled products of iron or non-alloy steel, of a width of 600 mm or more | 3.76 | 2.42 | -35.57 | |
| | | 0305 | Fish, dried, salted or in brine; smoked fish, whether or not cooked before | 1.00 | 2.08 | 107.45 | |
| | | 3917 | Tubes, pipes and hoses, and fittings therefor | 2.13 | 1.96 | -7.75 | |

Table 5c: Intra-EAC Trade of the Major twenty imports, 2012 compared to 2011 (Values in US\$ m)

| Partner state | Country of Origin | HS level | Description of Goods | 2011 | 2012 | % change | | |
|---------------|---|-----------------|---|-----------------|--|----------|------|-----------|
| Rwanda | Burundi | 2 digits | | | | | | |
| | | 34 | Soap, organic surface-active agents, washing preparations, lubricating preparations | 0.69 | 6.67 | 871.49 | | |
| | | 09 | Coffee, tea, mate and spices | 0.67 | 0.72 | 6.64 | | |
| | | 07 | Edible vegetables and certain roots and tubers | 0.12 | 0.45 | 269.25 | | |
| | | 08 | Edible fruit and nuts; peel of citrus fruit or melons | 0.25 | 0.43 | 73.67 | | |
| | | 39 | Plastics and articles thereof | 0.01 | 0.31 | 2208.60 | | |
| | | 10 | Cereals | 0.10 | 0.28 | 168.26 | | |
| | | 70 | Ceramic products | 0.00 | 0.28 | 44951.02 | | |
| | | 87 | Vehicles other than railway or tramway rolling? stock, | 0.06 | 0.25 | 306.88 | | |
| | | 03 | Fish and crustaceans, molluscs and other aquatic invertebrates | 0.15 | 0.22 | 42.46 | | |
| | | 72 | Iron and steel | 0.42 | 0.21 | -49.83 | | |
| | | 22 | Beverages, spirits and vinegar | 0.08 | 0.19 | 158.06 | | |
| | | 84 | Nuclear reactors, boilers, machinery and mechanical appliances; parts thereof | 0.03 | 0.18 | 577.36 | | |
| | | 85 | Electrical machinery and equipment and parts thereof | 0.04 | 0.10 | 159.38 | | |
| | | 11 | Products of the milling industry; malt; starches; inulin; wheat gluten | 0.05 | 0.08 | 70.76 | | |
| | | 15 | Animal or vegetable fats and oils and their cleavage products; prepared edible fats | 0.05 | 0.08 | 66.66 | | |
| | | 63 | Other made up textile articles; sets; worn clothing and worn textile articles; rags | 0.01 | 0.07 | 610.30 | | |
| | | 73 | Articles of iron or steel | 0.36 | 0.06 | -82.33 | | |
| | | 24 | Tobacco and manufactured tobacco substitutes | 0.03 | 0.06 | 84.62 | | |
| | | 30 | Pharmaceutical products | 0.00 | 0.05 | 1378.49 | | |
| | | 23 | Residues and waste from the food industries; prepared animal fodder | 0.03 | 0.03 | 3.33 | | |
| | | | | 4 digits | | | | |
| | | | | 6810 | Soap; organic surface-active products and preparations for use as soap | 0.00 | 6.67 | |
| | | | | 1211 | Coffee, whether or not roasted or decaffeinated; coffee husks and skins | 0.00 | 0.69 | 277060.77 |
| | | | | 4901 | Carboys, bottles, flasks, jars, pots, phials, ampoules and other containers | 0.00 | 0.28 | 47380.49 |
| | | | | 9113 | Other fruit, fresh. | 0.00 | 0.25 | |
| | | | | 8418 | Articles for the conveyance or packing of goods, of plastics; stoppers, | 0.00 | 0.24 | |
| | | | | 3210 | Maize (corn). | 0.00 | 0.22 | |
| | | | | 0501 | Fish, dried, salted or in brine; smoked fish, whether or not cooked before | 0.00 | 0.21 | |
| | | | | 4012 | Beer made from malt. | 0.00 | 0.19 | 283229.45 |
| | | | | 3926 | Special purpose motor vehicles, other than those principally designed | 0.00 | 0.19 | 30265.70 |
| | | | | 1209 | Leguminous vegetables, shelled or unshelled, fresh or chilled. | 0.00 | 0.17 | |
| | | | | 1604 | Ferrous waste and scrap; remelting scrap ingots of iron or steel. | 0.00 | 0.17 | |
| | | | | 0706 | Citrus fruit, fresh or dried. | 0.00 | 0.15 | |
| | | | | 9701 | Parts suitable for use solely or principally with the machinery of headings | 0.00 | 0.14 | 38830.99 |
| | | | | 1101 | Dried leguminous vegetables, shelled, whether or not skinned or split. | 0.00 | 0.12 | 634040.50 |
| | | | | 2809 | Cereal flours other than of wheat or meslin. | 0.00 | 0.08 | |
| | | | | 6306 | Palm oil and its fractions, whether or not refined, but not chemically modified. | 0.00 | 0.07 | 6717.61 |
| | | | | 4823 | Worn clothing and other worn articles. | 0.00 | 0.07 | |
| | | 5210 | Tubes, pipes and hoses, and fittings therefor | 0.00 | 0.07 | 42399.30 | | |
| | | 7014 | Insulated (including enamelled or anodised) wire, cable | 0.00 | 0.06 | | | |
| | | 8516 | Motor cars and other motor vehicles principally designed for the transport | 0.00 | 0.06 | 14931.15 | | |
| Burundi | Kenya | 2 digits | | | | | | |
| | | 72 | Iron And Steel | 14.11 | 10.41 | -26.19 | | |
| | | 73 | Articles Of Iron Or Steel | 4.55 | 5.63 | 23.74 | | |
| | | 27 | Mineral Fuels, Oils & Product Of Their Distillation; Etc | 5.02 | 4.20 | -16.30 | | |
| | | 39 | Plastics And Articles Thereof | 2.18 | 3.68 | 68.83 | | |
| | | 25 | Salt; Sulphur; Earth & Ston; Plastering Mat; Lime & Cem | 1.68 | 3.56 | 111.48 | | |
| | | 32 | Tanning/Dyeing Extract; Tannins & Derivs; Pigm Etc | 1.20 | 1.68 | 39.87 | | |
| | | 30 | Pharmaceutical Products | 1.36 | 1.29 | -5.58 | | |
| | | 85 | Electrical Mchy Equip Parts Thereof; Sound Recorder Etc | 1.48 | 1.20 | -18.71 | | |
| | | 17 | Sugars And Sugar Confectionery | 0.99 | 1.16 | 17.59 | | |
| | | 84 | Nuclear Reactors, Boilers, Mchy & Mech Appliance; Parts | 0.74 | 1.07 | 45.45 | | |
| | | 31 | Fertilisers | 1.45 | 1.02 | -29.71 | | |
| | | 34 | Soap, Organic Surface-Active Agents, Washing Prep, Etc | 0.73 | 1.01 | 37.63 | | |
| | | 15 | Animal/Veg Fats & Oils & Their Cleavage Products; Etc | 1.29 | 0.99 | -23.15 | | |
| | | 28 | Inorgn Chem; Compds Of Prec Met, Radioact Elements Etc | 0.82 | 0.75 | -8.83 | | |
| | | 48 | Paper & Paperboard; Art Of Paper Pulp, Paper/Paperboard | 0.69 | 0.72 | 5.49 | | |
| | | 24 | Tobacco And Manufactured Tobacco Substitutes | 0.45 | 0.55 | 21.13 | | |
| 44 | Wood And Articles Of Wood; Wood Charcoal | 0.62 | 0.41 | -34.04 | | | | |
| 22 | Beverages, Spirits And Vinegar | 0.50 | 0.38 | -23.00 | | | | |
| 94 | Furniture; Bedding, Mattress, Matt Support, Cushion Etc | 0.88 | 0.11 | -87.65 | | | | |
| 70 | Glass And Glassware | 0.56 | 0.06 | -88.60 | | | | |

Table 5c: Intra-EAC Trade of the Major twenty imports, 2012 compared to 2011 (Values in US\$ m)

| Partner state | Country of Origin | HS level | Description of Goods | 2011 | 2012 | % change | |
|---------------|--|---|---|---|--------|----------|----------|
| Burundi | Kenya | 4digits | | | | | |
| | | 1516 | Animal Or Vegetable Fats And Oils And Fractions, Hydrogenated, Etc | 0.93 | 0.29 | -68.62 | |
| | | 1704 | Sugar Confectionery (Incl. White Chocolate), Not Containing Cocoa | 0.98 | 1.16 | 17.67 | |
| | | 2402 | Cigars, Cigarillos, Cigarettes, Etc, Of Tobacco Or Tobacco Substitutes | 0.45 | 0.55 | 21.13 | |
| | | 2523 | Portland Cement, Aluminous Cement, Persulphate Cement, Etc | 1.33 | 3.11 | 134.87 | |
| | | 2710 | Petroleum Oils, Etc, (Excl. Crude); Preparations Thereof, Nes | 4.86 | 4.05 | -16.64 | |
| | | 3004 | Medicaments Of Mixed Or Unmixed Products, For Retail Sale | 1.30 | 1.13 | -12.63 | |
| | | 3105 | Mineral Or Chemical Fertilizers, Nes; Other Fertilizers; Goods <=10Kg | 0.32 | 0.76 | 136.60 | |
| | | 3208 | Paints And Varnishes Based On Polymers In A Non-Aqueous Medium | 0.66 | 0.93 | 41.67 | |
| | | 3401 | Soap; Organic Surface-Active Products In Bars, Etc; Paper With Soap,Etc | 0.41 | 0.74 | 82.98 | |
| | | 3923 | Articles For The Of Goods, Of Plastics; Stoppers, Etc, Of Plastics | 1.11 | 2.38 | 113.72 | |
| | | 7010 | Carboys, Bottles, Flasks... Ampoules, Etc; Stoppers, Lids..., Of Glass | 0.52 | - | -100.00 | |
| | | 7208 | Hot-Rolled Iron Or Non-Alloy Steel, >=600Mm Wide | 1.10 | 1.15 | 4.82 | |
| | | 7210 | Rolled Iron Or Non-Alloy Steel, >=600Mm Wide, Clad, Plated Or Coated | 9.99 | 5.37 | -46.25 | |
| | | 7214 | Iron/Steel Bars And Rods, Forged, Etc (Incl. Twisted), Uncoiled | 0.27 | 0.96 | 255.88 | |
| | | 7216 | Angles, Shapes And Sections Of Iron Or Non-Alloy Steel | 1.84 | 2.16 | 17.21 | |
| | | 7305 | Other Circular Tubes And Pipes, Diameter >406.4Mm, Of Iron Or Steel | 0.96 | 0.55 | -42.79 | |
| | | 7306 | Other Tubes, Pipes And Hollow Profiles Of Iron Or Steel, Welded, Nes | 2.38 | 3.46 | 45.65 | |
| | | 7308 | Iron/Steel Structures And Parts Thereof; Plates, Rods... Therefor | 0.44 | 1.09 | 147.15 | |
| | 8507 | Electric Accumulators (Incl. Separators Therefor) | 0.49 | 0.40 | -18.21 | | |
| | 8544 | Insulated Wire, Cable, Etc; Optical Fibre Cables | 0.27 | 0.36 | 34.56 | | |
| | Rwanda | Rwanda | 2digits | | | | |
| | | | 04 | Dairy Prod; Birds' Eggs; Natural Honey; Edible Prod Nes | 0.07 | 0.08 | 11.02 |
| | | | 06 | Live Tree & Other Plant; Bulb, Root; Cut Flowers Etc | 0.00 | - | -100.00 |
| | | | 08 | Edible Fruit And Nuts; Peel Of Citrus Fruit Or Melons | - | - | - |
| | | | 18 | Cocoa And Cocoa Preparations | 0.00 | - | -100.00 |
| | | | 31 | Fertilisers | 2.54 | 0.01 | -99.58 |
| | | | 32 | Tanning/Dyeing Extract; Tannins & Derivs; Pigm Etc | 0.04 | 0.03 | -12.33 |
| | | | 34 | Soap, Organic Surface-Active Agents, Washing Prep, Etc | 0.02 | 0.02 | -2.30 |
| | | | 35 | Albuminoidal Subs; Modified Starches; Glues; Enzymes | 0.25 | 0.01 | -97.53 |
| | | | 38 | Miscellaneous Chemical Products | 0.02 | 0.01 | -66.20 |
| | | | 39 | Plastics And Articles Thereof | 0.18 | 0.78 | 341.08 |
| | | | 41 | Raw Hides And Skins (Other Than Furskins) And Leather | - | - | - |
| | | | 44 | Wood And Articles Of Wood; Wood Charcoal | 0.03 | - | -100.00 |
| | | | 53 | Other Vegetable Textile Fibres; Paper Yarn & Woven Fab | - | - | - |
| | | | 61 | Art Of Apparel & Clothing Access, Knitted Or Crocheted | 0.12 | 0.01 | -92.40 |
| | | | 64 | Footwear, Gaiters And The Like; Parts Of Such Articles | 0.16 | 0.06 | -63.16 |
| | | | 65 | Headgear And Parts Thereof | - | 0.00 | - |
| | | | 69 | Ceramic Products | 0.02 | 0.04 | 124.81 |
| 82 | | | Tool, Implement, Cutlery, Spoon & Fork, Of Base Met Etc | 0.04 | 0.12 | 170.97 | |
| 84 | | Nuclear Reactors, Boilers, Mchy & Mech Appliance; Parts | 0.23 | 0.23 | 2.20 | | |
| 87 | | Vehicles O/T Railw/Tramw Roll-Stock, Pts & Accessories | 0.12 | 0.13 | 8.10 | | |
| Rwanda | | Rwanda | 4digits | | | | |
| | | | 0401 | Milk And Cream, Not Concentrated Or Sweetened | 0.07 | 0.08 | 11.02 |
| | | | 0701 | Potatoes, Fresh Or Chilled | 1.65 | 0.95 | -42.59 |
| | | | 0708 | Leguminous Vegetables, Shelled Or Unshelled, Fresh Or Chilled | 0.11 | 0.20 | 74.13 |
| | | | 0710 | Vegetables, Frozen | 0.24 | - | -100.00 |
| | | | 0713 | Dried Leguminous Vegetables, Shelled | 0.55 | 0.32 | -41.69 |
| | | | 0714 | Roots And Tubers With High Starch Content, Fresh Or Dried | 0.05 | 0.04 | -19.61 |
| | | | 1005 | Maize(Corn) | 0.14 | 19.74 | 13781.78 |
| | | | 2009 | Fruit Juices (Incl. Grape Must) And Vegetable Juices, Unfermented | 0.08 | 0.07 | -14.87 |
| | | | 2203 | Beer Made From Malt | 0.85 | 0.99 | 16.63 |
| | | | 2523 | Portland Cement, Aluminous Cement, Persulphate Cement, Etc | 0.23 | 0.41 | 79.34 |
| | | | 3004 | Medicaments Of Mixed Or Unmixed Products, For Retail Sale | 0.04 | 0.01 | -75.86 |
| | | | 3304 | Beauty, Make-Up, Skin-Care (Incl. Suntan), Manicure... Preparations | 0.12 | 0.19 | 55.52 |
| | | | 3305 | Preparations For Use On The Hair | 0.13 | 0.17 | 26.95 |
| | | | 3925 | Builders' Ware Of Plastics, Nes | 0.18 | 0.20 | 8.74 |
| | | | 4911 | Other Printed Matter, Including Printed Pictures And Photographs | 0.05 | 0.02 | -54.04 |
| | | | 6402 | Other Footwear With Outer Soles And Uppers Of Rubber Or Plastics | 0.16 | 0.06 | -65.33 |
| | | | 7215 | Other Bars And Rods Of Iron Or Non-Alloy Steel | 0.29 | 1.14 | 299.46 |
| | 8415 | | Air Conditioning Machines | 0.12 | - | -100.00 | |
| | 8471 | | Automatic Data Processing Machines...; Magnetic Readers..., Nes | 0.05 | 0.05 | 0.81 | |
| 8528 | Television Receivers (Incl. Video Monitors And Video Projectors) | 0.07 | 0.01 | -87.93 | | | |

Table 5c: Intra-EAC Trade of the Major twenty imports, 2012 compared to 2011 (Values in US\$ m)

| Partner state | Country of Origin | HS level | Description of Goods | 2011 | 2012 | % change | | |
|---------------|-------------------|-----------------|--|--|--|----------|---------|--------|
| Burundi | Tanzania | 2 digits | | | | | | |
| | | 08 | Edible Fruit And Nuts; Peel Of Citrus Fruit Or Melons | - | 0.00 | - | | |
| | | 11 | Prod Mill Indust; Malt; Starches; Inulin; Wheat Gluten | 2.00 | 2.88 | 43.92 | | |
| | | 16 | Prep Of Meat, Fish Or Crustaceans, Molluscs Etc | - | - | - | | |
| | | 18 | Cocoa And Cocoa Preparations | - | - | - | | |
| | | 23 | Residues & Waste From The Food Indust; Prepr Ani Fodder | 0.19 | 0.15 | -22.60 | | |
| | | 25 | Salt; Sulphur; Earth & Ston; Plastering Mat; Lime & Cem | 11.14 | 9.84 | -11.63 | | |
| | | 27 | Mineral Fuels, Oils & Product Of Their Distillation; Etc | 3.67 | 5.57 | 51.71 | | |
| | | 39 | Plastics And Articles Thereof | 1.34 | 0.70 | -47.73 | | |
| | | 46 | Manufactures Of Straw, Esparto/Other Plaiting Mat; Etc | - | 0.00 | - | | |
| | | 50 | Silk | - | - | - | | |
| | | 56 | Wadding, Felt & Nonwoven; Yarns; Twine, Cordage, Etc | 0.02 | 0.01 | -43.35 | | |
| | | 62 | Art Of Apparel & Clothing Access, Not Knitted/Crocheted | 0.05 | 0.01 | -79.78 | | |
| | | 64 | Footwear, Gaiters And The Like; Parts Of Such Articles | 0.38 | 0.06 | -82.91 | | |
| | | 65 | Headgear And Parts Thereof | 0.02 | 0.00 | -91.95 | | |
| | | 75 | Nickel And Articles Thereof | - | - | - | | |
| | | 76 | Aluminium And Articles Thereof | - | 0.17 | - | | |
| | | 83 | Miscellaneous Articles Of Basee Metal | 0.05 | 0.01 | -87.55 | | |
| | | 86 | Railw/Tramw Locom, Rolling-Stock & Parts Thereof; Etc | 0.00 | - | -100.00 | | |
| | | 92 | Musical Instruments; Parts And Access Of Such Articles | - | 0.00 | - | | |
| | | 96 | Miscellaneous Manufactured Articles | 0.07 | 0.03 | -56.96 | | |
| | | | | 2 digits | | | | |
| | | | | 0305 | Fish, Salted, Dried...; Smoked Fish; Fish Meal Fit For Human Consumption | 0.72 | 1.45 | 100.31 |
| | | | | 0713 | Dried Leguminous Vegetables, Shelled | 0.62 | 0.05 | -91.19 |
| | | | | 1005 | Maize(Corn) | 0.73 | 0.86 | 18.31 |
| | | | | 1006 | Rice | 2.32 | 1.96 | -15.79 |
| | | | | 1101 | Wheat Or Meslin Flour | 1.29 | 2.04 | 58.16 |
| | | | | 1102 | Cereal Flours, (Excl. Wheat Or Meslin) | 0.69 | 0.51 | -25.73 |
| | | | | 1202 | Ground-Nuts, Not Roasted Or Otherwise Cooked | 0.68 | 0.73 | 7.32 |
| | | | | 1511 | Palm Oil And Its Fractions | 1.02 | 0.54 | -46.66 |
| | | | | 2501 | Salt And Pure Sodium Chloride; Sea Water | 3.39 | 2.44 | -27.94 |
| | | | | 2523 | Portland Cement, Aluminous Cement, Persulphate Cement, Etc | 7.61 | 7.29 | -4.18 |
| | | | | 2710 | Petroleum Oils, Etc, (Excl. Crude); Preparations Thereof, Nes | 1.93 | 2.70 | 39.34 |
| | | | | 2714 | Bitumen And Asphalt, Natural; Bituminous Or Oil Shale...; Asphaltites... | 1.30 | 2.51 | 92.78 |
| | | | | 3102 | Mineral Or Chemical Fertilizers, Nitrogenous | 2.65 | 1.64 | -38.18 |
| | | | | 3105 | Mineral Or Chemical Fertilizers, Nes; Other Fertilizers; Goods =<10Kg | 4.42 | 7.38 | 66.91 |
| | | | | 3304 | Beauty, Make-Up, Skin-Care (Incl. Suntan), Manicure... Preparations | 1.02 | 1.54 | 50.80 |
| | | | | 3401 | Soap; Organic Surface-Active Products In Bars, Etc; Paper With Soap,Etc | 0.54 | 0.43 | -20.79 |
| | | | | 3917 | Tubes, Pipes And Hoses, And Fittings Therefor, Of Plastics | 0.63 | 0.22 | -65.13 |
| | | | 7010 | Carboys, Bottles, Flasks... Ampoules, Etc; Stoppers, Lids..., Of Glass | 5.11 | 5.55 | 8.45 | |
| | | | 7210 | Rolled Iron Or Non-Alloy Steel, >=600Mm Wide, Clad, Plated Or Coated | 1.38 | 1.11 | -19.39 | |
| | | | 9404 | Mattress Supports; Articles Of Bedding, Sprung, Stuffed, Etc | 1.10 | 0.00 | -99.97 | |
| | | Uganda | 2digits | | | | | |
| | | | 04 | Dairy Prod; Birds' Eggs; Natural Honey; Edible Prod Nes | 0.65 | 0.85 | 30.86 | |
| | | | 05 | Products Of Animal Origin, Nes Or Included. | 0.00 | - | -100.00 | |
| | | | 07 | Edible Vegetables And Certain Roots And Tubers | 0.96 | 0.09 | -90.85 | |
| | | 08 | Edible Fruit And Nuts; Peel Of Citrus Fruit Or Melons | 0.00 | - | -100.00 | | |
| | | 10 | Cereals | 13.71 | 3.86 | -71.84 | | |
| | | 11 | Prod Mill Indust; Malt; Starches; Inulin; Wheat Gluten | 0.87 | 0.60 | -31.28 | | |
| | | 12 | Oil Seed, Oleagi Fruits; Miscell Grain, Seed, Fruit Etc | 0.15 | 0.16 | 7.43 | | |
| | | 16 | Prep Of Meat, Fish Or Crustaceans, Molluscs Etc | 0.00 | 0.00 | 2610.38 | | |
| | | 22 | Beverages, Spirits And Vinegar | 0.12 | 0.56 | 370.69 | | |
| | | 39 | Plastics And Articles Thereof | 0.52 | 1.01 | 92.48 | | |
| | | 44 | Wood And Articles Of Wood; Wood Charcoal | 1.27 | 0.23 | -81.57 | | |
| | | 48 | Paper & Paperboard; Art Of Paper Pulp, Paper/Paperboard | 3.25 | 2.76 | -15.22 | | |
| | | 51 | Wool, Fine/Coarse Animal Hair, Horsehair Yarn & Fabric | 0.00 | - | -100.00 | | |
| | | 61 | Art Of Apparel & Clothing Access, Knitted Or Crocheted | 0.68 | 0.63 | -7.68 | | |
| | | 64 | Footwear, Gaiters And The Like; Parts Of Such Articles | 0.94 | 0.82 | -12.78 | | |
| | | 70 | Glass And Glassware | 0.02 | 0.00 | -82.29 | | |
| | | 79 | Zinc And Articles Thereof | - | - | - | | |
| | | 84 | Nuclear Reactors, Boilers, Mchy & Mech Appliance; Parts | 0.84 | 0.78 | -6.84 | | |
| | | 88 | Aircraft, Spacecraft, And Parts Thereof | - | - | - | | |
| | | 90 | Optical, Photo, Cine, Meas, Checking, Precision, Etc | 0.11 | 0.09 | -18.76 | | |

Table 5c: Intra-EAC Trade of the Major twenty imports, 2012 compared to 2011 (Values in US\$ m)

| Partner state | Country of Origin | HS level | Description of Goods | 2011 | 2012 | % change | | |
|---------------|--|----------|---|----------|--|-----------|------------|----------|
| Burundi | Uganda | 4digits | | | | | | |
| | | 0102 | Live Bovine Animals | 0.84 | 1.38 | 64.02 | | |
| | | 0401 | Milk And Cream, Not Concentrated Or Sweetened | 0.54 | 0.77 | 42.18 | | |
| | | 0714 | Roots And Tubers With High Starch Content, Fresh Or Dried | 0.78 | 0.02 | -97.22 | | |
| | | 1005 | Maize(Corn) | 13.22 | 0.57 | -95.71 | | |
| | | 1102 | Cereal Flours, (Excl. Wheat Or Meslin) | 0.50 | 0.60 | 19.46 | | |
| | | 1511 | Palm Oil And Its Fractions | 3.82 | 2.60 | -31.94 | | |
| | | 1516 | Animal Or Vegetable Fats And Oils And Fractions, Hydrogenated, Etc | 2.22 | 1.84 | -17.39 | | |
| | | 2401 | Unmanufactured Tobacco; Tobacco Refuse | 1.81 | 2.51 | 38.72 | | |
| | | 2523 | Portland Cement, Aluminous Cement, Persulphate Cement, Etc | 4.50 | 4.35 | -3.31 | | |
| | | 3004 | Medicaments Of Mixed Or Unmixed Products, For Retail Sale | 0.56 | 1.00 | 79.68 | | |
| | | 3209 | Paints And Varnishes, In An Aqueous Medium | 0.78 | 0.70 | -10.07 | | |
| | | 4407 | Wood Sawn Or Chipped Lengthwise, Sliced Or Peeled, >6Mm Thick | 0.65 | - | -100.00 | | |
| | | 4412 | Plywood, Veneered Panels And Similar Laminated Wood | 0.55 | 0.23 | -58.59 | | |
| | | 4820 | Registers, Account Books, Etc; Albums For Samples, Of Paper, Paperboard | 2.83 | 2.20 | -22.19 | | |
| | | 6114 | Other Garments, Knitted Or Crocheted, Nes | 0.67 | 0.59 | -11.84 | | |
| | | 6402 | Other Footwear With Outer Soles And Uppers Of Rubber Or Plastics | 0.68 | 0.53 | -22.98 | | |
| | | 7208 | Hot-Rolled Iron Or Non-Alloy Steel, >=600Mm Wide | 0.81 | 0.27 | -66.19 | | |
| | | 7210 | Rolled Iron Or Non-Alloy Steel, >=600Mm Wide, Clad, Plated Or Coated | 4.01 | 6.92 | 72.42 | | |
| 7214 | Iron/Steel Bars And Rods, Forged, Etc (Incl. Twisted), Uncoiled | 1.43 | 0.92 | -35.90 | | | | |
| 7306 | Other Tubes, Pipes And Hollow Profiles Of Iron Or Steel, Welded, Nes | 0.59 | 0.15 | -75.20 | | | | |
| Tanzania | Kenya | 89 | Ships, Boats And Floating Structures | 0.03 | 131.93 | 379239.71 | | |
| | | 84 | Nuclear Reactors, Boilers, Mchy & Mech Appliance; Parts | 40.12 | 60.90 | 51.77 | | |
| | | 39 | Plastics And Articles Thereof | 14.54 | 50.15 | 244.88 | | |
| | | 30 | Pharmaceutical Products | 22.06 | 41.62 | 88.64 | | |
| | | 87 | Vehicles O/T Railw/Tranw Rool-Stock, Pts & Accessories | 30.53 | 33.56 | 9.91 | | |
| | | 85 | Electrical Mchy Equip Parts Thereof; Sound Recorder Etc | 11.52 | 25.61 | 122.36 | | |
| | | 34 | Soap, Organic Surface-Active Agents, Washing Prep, Etc | 13.66 | 21.03 | 53.94 | | |
| | | 15 | Animal/Veg Fats & Oil & Their Cleavage Products; Etc | 12.41 | 18.76 | 51.19 | | |
| | | 28 | Inorgn Chem; Compds Of Prec Met, Radioact Elements Etc | 9.51 | 13.08 | 37.65 | | |
| | | 25 | Salt; Sulphur; Earth & Ston; Plastering Mat; Lime & Cem | 12.88 | 12.09 | -6.20 | | |
| | | 76 | Aluminium And Articles Thereof | 6.92 | 9.30 | 34.40 | | |
| | | 17 | Sugars And Sugar Confectionery | 6.56 | 9.15 | 39.40 | | |
| | | 04 | Dairy Prod; Birds' Eggs; Natural Honey; Edible Prod Nes | 4.92 | 9.09 | 84.86 | | |
| | | 73 | Articles Of Iron And Steel | 7.98 | 9.08 | 13.72 | | |
| | | 38 | Miscellaneous Chemical Products | 5.66 | 7.33 | 29.34 | | |
| | | 48 | Paper & Paperboard; Art Of Paper Pulp, Paper/Paperboard | 7.99 | 7.21 | -9.79 | | |
| | | 27 | Mineral Fuels, Oils & Product Of Their Distillation; Etc | 28.65 | 7.03 | -75.46 | | |
| | | 94 | Furniture; Bedding, Mattress, Matt Support, Cushion Etc | 6.70 | 6.76 | 0.82 | | |
| | | 22 | Beverages, Spirits And Vinegar | 6.73 | 6.18 | -8.13 | | |
| | | 10 | Cereals | 3.19 | 5.79 | 81.51 | | |
| | | | | 4 digits | | | | |
| | | | | 8901 | Cruise Ships, Excursion Boats, Etc, For Transport Of People Or Goods | - | 135,141.09 | 0.00 |
| | | | | 8906 | Other Vessels | - | 70,418.08 | 0.00 |
| | | | | 3923 | Articles For Conveyance Or Packing Of Goods, Of Plastics | 15,961.94 | 70,216.74 | 339.90 |
| | | | | 3004 | Medicaments Of Mixed Or Unmixed Products, For Retail Sale | 21,112.95 | 55,724.33 | 163.93 |
| | | | | 8431 | Parts Suitable For Use With The Machinery Of 84.25 To 84.30 | 8,045.68 | 48,083.71 | 497.63 |
| | | | | 8716 | Trailers And Semi-Trailers; Other Vehicles, Not Mechanically Propelled | 11,454.24 | 22,411.99 | 95.67 |
| | | | | 3401 | Soap; Organic Surface-Active Products In Bars, Etc; Paper With Soap,Etc | 13,581.51 | 20,604.87 | 51.71 |
| | | | | 8471 | Automatic Data Processing Machines...; Magnetic Readers..., Nes | 13,149.32 | 13,853.44 | 5.35 |
| | | | | 8507 | Electric Accumulators (Incl. Separators Therefor) | 7,677.47 | 13,251.09 | 72.60 |
| | | | | 1704 | Sugar Confectionery (Incl. White Chocolate), Not Containing Cocoa | 9,483.17 | 13,126.82 | 38.42 |
| | | | | 8702 | Public-Transport Type Passenger Motor Vehicles | 7,552.74 | 12,546.26 | 66.12 |
| | | | | 0401 | Milk And Cream, Not Concentrated Or Sweetened | 6,316.77 | 12,224.05 | 93.52 |
| | | | | 8518 | Microphones; Loudspeakers; Headphones...; Electric Amplifiers... | 22.61 | 11,707.69 | 51680.48 |
| | | | | 8704 | Motor Vehicles For The Transport Of Goods | 6,458.59 | 11,381.93 | 76.23 |
| | | | | 2501 | Salt/Pure Sodium Chloride Whether Or Not Cont Ant-Caking Agents;Seawater | 7,542.11 | 11,219.44 | 48.76 |
| | | | | 1517 | Margarine; Edible Preparations Of Animal Or Vegetable Fats Or Oils, Nes | 8,259.63 | 11,125.62 | 34.70 |
| | | | | 3402 | Non-Soap Surface-Active Agents; Washing Preparations In Powder, Liquid Etc | 6,731.83 | 10,548.56 | 56.70 |
| | | | | 1516 | Animal Or Vegetable Fats And Oils And Fractions, Hydrogenated, Etc | 6,038.37 | 10,113.68 | 67.49 |
| | | | | 3808 | Insecticides, Rodenticides... And Similar Products, For Retail Sale | 7,265.19 | 9,694.21 | 33.43 |
| | | | | 2710 | Petroleum Oils And Oils Obtained From Bituminous Minerals,Other Than Crude | 42,593.02 | 8,740.35 | -79.48 |

Table 5c: Intra-EAC Trade of the Major twenty imports, 2012 compared to 2011 (Values in US\$ m)

| Partner state | Country of Origin | HS level | Description of Goods | 2011 | 2012 | % change | | |
|---------------|-------------------|-----------------|--|-----------------|---|----------|-----------|----------|
| Tanzania | Uganda | 2 digits | | | | | | |
| | | 12 | Oil Seed, Oleagi Fruits; Miscell Grain, Seed, Fruit Etc | 1.02 | 53.65 | 5148.96 | | |
| | | 10 | Cereals | 0.08 | 22.06 | 28211.87 | | |
| | | 84 | Nuclear Reactors, Boilers, Mchy & Mech Appliance; Parts | 3.57 | 7.18 | 101.45 | | |
| | | 85 | Electrical Mchy Equip Parts Thereof; Sound Recorder Etc | 7.06 | 4.79 | -32.20 | | |
| | | 87 | Vehicles O/T Railw/Tranw Rool-Stock, Pts & Accessories | 1.66 | 3.70 | 123.00 | | |
| | | 15 | Animal/Veg Fats & Oil & Their Cleavage Products; Etc | 3.58 | 2.12 | -40.64 | | |
| | | 34 | Soap, Organic Surface-Active Agents, Washing Prep, Etc | 1.81 | 1.58 | -12.64 | | |
| | | 44 | Wood And Articles Of Wood; Wood Charcoal | 0.06 | 1.23 | 1972.11 | | |
| | | 73 | Articles Of Iron And Steel | 0.18 | 1.17 | 566.81 | | |
| | | 23 | Residues & Waste From The Food Indust; Prepr Ani Fodder | 0.50 | 1.14 | 126.66 | | |
| | | 90 | Optical, Photo, Cine, Meas, Checking, Precision, Etc | 0.35 | 1.07 | 205.81 | | |
| | | 22 | Beverages, Spirits And Vinegar | 0.06 | 1.01 | 1643.68 | | |
| | | 72 | Iron And Steel | 0.40 | 0.92 | 0.00 | | |
| | | 33 | Essential Oils & Resinoids; Perf, Cosmetic/Toilet Prep | 0.81 | 0.89 | 9.41 | | |
| | | 07 | Edible Vegetables And Certain Roots And Tubers | 0.04 | 0.64 | 1345.82 | | |
| | | 24 | Tobacco And Manufactured Tobacco Substitutes | 1.37 | 0.64 | -53.50 | | |
| | | 04 | Dairy Prod; Birds' Eggs; Natural Honey; Edible Prod Nes | 0.47 | 0.63 | 0.00 | | |
| | | 30 | Pharmaceutical Products | 0.03 | 0.58 | 1879.04 | | |
| | | 11 | Prod Mill Indust; Malt; Starches; Insulin; Wheat Gluten | 0.57 | 0.46 | -19.63 | | |
| | | 38 | Miscellaneous Chemical Products | 0.02 | 0.42 | 1667.15 | | |
| | | | | 4 digits | | | | |
| | | | | 1207 | Other Oil Seeds And Oleaginous Fruits | 1,570.29 | 82,576.61 | 5158.67 |
| | | | | 1005 | Maize(Corn) | 49.51 | 34,405.38 | 69394.44 |
| | | | | 8517 | Electrical Apparatus For Line Telephony Or Line Telegraphy | 47.24 | 4,384.43 | 9181.32 |
| | | | | 8431 | Parts Suitable For Use With The Machinery Of 84.25 To 84.30 | 105.25 | 3,044.57 | 2792.62 |
| | | | | 8704 | Motor Vehicles For The Transport Of Goods | 1,247.36 | 3,010.53 | 141.35 |
| | | | | 8474 | Machinery For Sorting..., Agglomerating... Earth, Stone, Ores, Etc | 1,493.95 | 2,693.95 | 80.32 |
| | | | | 1512 | Sunflower-Seed, Safflower Or Cotton-Seed Oil And Their Fractions | 2,075.88 | 2,528.25 | 21.79 |
| | | | | 3401 | Soap; Organic Surface-Active Products In Bars, Etc; Paper With Soap,Etc | 2,695.06 | 2,346.97 | -12.92 |
| | | | | 2304 | Oil Cake From Soya Bean Oil | 774.48 | 1,761.96 | 127.50 |
| | | | | 8703 | Motor Cars And Other Motor Vehicles For The Transport Of Persons | 854.26 | 1,729.84 | 102.50 |
| | | | | 9015 | Surveying, Hydrographic, Oceanographic... Instruments/Appliances, Nes | 307.97 | 1,629.15 | 429.00 |
| | | | | 2201 | Waters, (Incl. Mineral Waters And Aerated Waters); Ice And Snow | 30.33 | 1,423.62 | - |
| | | | | 4403 | Wood In The Rough Or Roughly Squared | - | 1,398.86 | - |
| | | | | 8429 | Self-Propelled Bulldozers, Angledozer, Graders, Levellers, Etc | 1,101.83 | 1,357.11 | 23.17 |
| | | | | 8427 | Fork-Lift Trucks; Works Trucks Fitted With Lifting/Handling Equipment | - | 1,079.40 | - |
| | | | | 8504 | Electrical Transformers, Static Converters And Inductors | 992.97 | 1,074.51 | 8.21 |
| | | 8430 | Earth Moving... Machinery, Nes; Pile-Drvers/Extractors; Snow-Ploughs | 131.58 | 1,027.65 | 681.01 | | |
| | | 2401 | Unmanufactured Tobacco; Tobacco Refuse | 2,115.99 | 997.16 | -52.88 | | |
| | | 3304 | Beauty, Make-Up, Skin-Care (Incl. Suntan), Manicure... Preparations | 608.72 | 974.59 | 60.10 | | |
| | | 0713 | Dried Leguminous Vegetables, Shelled | 68.18 | 965.36 | 1315.85 | | |
| | Burundi | 2 digits | | | | | | |
| | | 87 | Vehicles O/T Railw/Tranw Rool-Stock, Pts & Accessories | 0.17 | 2.07 | - | | |
| | | 84 | Nuclear Reactors, Boilers, Mchy & Mech Appliance; Parts | 0.43 | 1.60 | 273.39 | | |
| | | 85 | Electrical Mchy Equip Parts Thereof; Sound Recorder Etc | 0.02 | 0.10 | 341.74 | | |
| | | 70 | Glass And Glassware | 0.00 | 0.02 | - | | |
| | | 96 | Miscellaneous Manufactured Articles | - | 0.02 | - | | |
| | | 94 | Furniture; Bedding, Mattress, Matt Support, Cushion Etc | 0.00 | 0.01 | - | | |
| | | 40 | Rubber And Articles Thereof | - | 0.01 | - | | |
| | | 44 | Wood And Articles Of Wood; Wood Charcoal | 0.00 | 0.01 | - | | |
| | | 25 | Salt; Sulphur; Earth & Ston; Plastering Mat; Lime & Cem | - | 0.01 | - | | |
| | | 39 | Plastics And Articles Thereof | 0.01 | 0.01 | - | | |
| | | 63 | Other Made Up Textile Articles; Sets; Worn Clothing Etc | - | 0.00 | - | | |
| | | 95 | Toys, Games & Sports Requisites; Parts & Access Thereof | 0.00 | 0.00 | - | | |
| | | 86 | Railw/Tramw Locom, Rolling-Stock & Parts Thereof; Etc | 0.00 | 0.00 | - | | |
| | | 73 | Articles Of Iron And Steel | 0.00 | 0.00 | - | | |
| | | 62 | Art Of Apparel & Clothing Access, Not Knitted/Crocheted | 0.00 | 0.00 | - | | |
| | | 67 | Prepr Feathers & Down; Arti Flower; Articles Human Hair | - | 0.00 | - | | |
| | | 72 | Iron And Steel | 0.12 | 0.00 | - | | |
| | | 48 | Paper & Paperboard; Art Of Paper Pulp, Paper/Paperboard | - | 0.00 | 0.00 | | |
| | | 49 | Printed Books, Newspapers, Pictures & Other Product Etc | 0.00 | 0.00 | -24.35 | | |
| | | 82 | Tool, Implement, Cutlery, Spoon & Fork, Of Base Met Etc | - | 0.00 | 0.00 | | |

Table 5c: Intra-EAC Trade of the Major twenty imports, 2012 compared to 2011 (Values in US\$ m)

| Partner state | Country of Origin | HS level | Description of Goods | 2011 | 2012 | % change | |
|---------------|--|---|---|-----------|----------|----------|--|
| Tanzania | Burundi | 4 digits | | | | | |
| | | 8704 | Motor Vehicles For The Transport Of Goods | 103.21 | 3,112.42 | - | |
| | | 8429 | Self-Propelled Bulldozers, Angledozer, Graders, Levellers, Etc | 643.69 | 2,450.73 | 280.73 | |
| | | 8502 | Electric Generating Sets And Rotary Converters | 31.31 | 124.72 | 298.32 | |
| | | 8703 | Motor Cars And Other Motor Vehicles For The Transport Of Persons | 106.90 | 80.99 | -24.23 | |
| | | 8431 | Parts Suitable For Use With The Machinery Of 84.25 To 84.30 | - | 37.20 | - | |
| | | 7001 | Cullet And Other Waste Of Glass | - | 35.60 | 0.00 | |
| | | 9605 | Travel Sets For Personal Toilet, Sewing Or Shoe Or Clothes Cleaning | - | 31.82 | - | |
| | | 4418 | Builders' Joinery And Carpentry Of Wood | - | 19.33 | - | |
| | | 4011 | New Pneumatic Tyres, Of Rubber | - | 15.25 | - | |
| | | 8701 | Tractors (Excl. Tractors Of 87.09) | 44.30 | 15.20 | - | |
| | | 2523 | Portland Cement, Aluminous Cement, Persulphate Cement, Etc | - | 14.55 | - | |
| | | 9405 | Lamps And Lighting Fittings, Nes; Illuminated Signs, Name-Plates, Etc | - | 12.76 | 0.00 | |
| | | 9403 | Other Furniture And Parts Thereof | 3.19 | 9.36 | - | |
| | | 8517 | Electrical Apparatus For Line Telephony Or Line Telegraphy | - | 9.19 | - | |
| | | 8702 | Public-Transport Type Passenger Motor Vehicles | - | 7.92 | - | |
| | | 8516 | Electric Water And Space Heaters, Hair-Dressing Apparatus, Irons, Etc | 0.04 | 5.76 | - | |
| | | 8609 | Containers For Transport Of One Or More Modes Of Transport | - | 4.50 | - | |
| | 9506 | Articles And Equipment For Gymnastics, Athletics, Etc | 0.07 | 4.23 | - | | |
| | 3920 | Other Plates..., Of Plastics, Not Reinforced, Etc | - | 3.51 | - | | |
| | 8544 | Insulated Wire, Cable, Etc; Optical Fibre Cables | 0.66 | 3.22 | - | | |
| | | Rwanda | 2 digits | | | | |
| | 07 | | Edible Vegetables And Certain Roots And Tubers | 0.31 | 1.47 | 377.98 | |
| | 87 | | Vehicles O/T Railw/Tranw Rool-Stock, Pts & Accessories | 0.09 | 0.26 | 192.60 | |
| | 73 | | Articles Of Iron And Steel | 0.30 | 0.11 | -62.37 | |
| | 31 | | Fertilisers | 0.16 | 0.07 | -59.66 | |
| | 10 | | Cereals | - | 0.06 | 0.00 | |
| | 85 | | Electrical Mchy Equip Parts Thereof; Sound Recorder Etc | 0.04 | 0.04 | -4.34 | |
| | 70 | | Glass And Glassware | 0.00 | 0.03 | - | |
| | 56 | | Wadding, Felt & Nonwoven; Yarns; Twine, Cordage, Etc | 0.00 | 0.02 | 2108.61 | |
| | 84 | | Nuclear Reactors, Boilers, Mchy & Mech Appliance; Parts | 0.45 | 0.02 | -96.33 | |
| | 63 | | Other Made Up Textile Articles; Sets; Worn Clothing Etc | 0.00 | 0.02 | 457.15 | |
| | 94 | | Furniture; Bedding, Mattress, Matt Support, Cushion Etc | 0.03 | 0.01 | - | |
| | 11 | | Prod Mill Indust; Malt; Starches; Insulin; Wheat Gluten | - | 0.01 | - | |
| | 82 | | Tool, Implement, Cutlery, Spoon & Fork, Of Base Met Etc | 0.01 | 0.01 | - | |
| | 61 | | Art Of Apparel & Clothing Access, Knitted Or Crocheted | 0.00 | 0.00 | - | |
| | 37 | | Photographic Or Cinematographic Goods | - | 0.00 | 0.00 | |
| | 33 | | Essential Oils & Resinoids; Perf, Cosmetic/Toilet Prep | - | 0.00 | 0.00 | |
| 40 | Rubber And Articles Thereof | | 0.00 | 0.00 | - | | |
| 90 | Optical, Photo, Cine, Meas, Checking, Precision, Etc | 0.00 | 0.00 | - | | | |
| 64 | Footwear, Gaiters And The Like; Parts Of Such Articles | 0.00 | 0.00 | -29.38 | | | |
| 96 | Miscellaneous Manufactured Articles | 0.01 | 0.00 | - | | | |
| | | 4 digits | | | | | |
| 0701 | Potatoes, Fresh Or Chilled | 417.69 | 2,288.18 | - | | | |
| 8703 | Motor Cars And Other Motor Vehicles For The Transport Of Persons | 111.03 | 390.45 | 251.68 | | | |
| 7308 | Iron/Steel Structures And Parts Thereof; Plates, Rods... Therefor | 457.80 | 109.77 | -76.02 | | | |
| 3105 | Mineral Or Chemical Fertilizers, Nes; Other Fertilizers; Goods =<10Kg | 253.16 | 103.49 | -59.12 | | | |
| 1005 | Maize(Corn) | - | 91.75 | 0.00 | | | |
| 7326 | Other Articles Of Iron Or Steel | 0.56 | 66.94 | 11929.37 | | | |
| 8504 | Electrical Transformers, Static Converters And Inductors | 0.01 | 56.67 | - | | | |
| 5601 | Wadding Of Textile Materials And Articles Thereof; Textile Fibres, =<5Mm | - | 33.47 | - | | | |
| 7001 | Cullet And Other Waste Of Glass | - | 31.04 | 0.00 | | | |
| 6309 | Worn Clothing | 2.75 | 24.61 | 794.56 | | | |
| 8474 | Machinery For Sorting..., Agglomerating... Earth, Stone, Ores, Etc | - | 19.17 | 0.00 | | | |
| 9401 | Seats, Other Thanthose Of 94.02, And Parts Thereof | 6.83 | 13.54 | - | | | |
| 1101 | Wheat Or Meslin Flour | - | 12.36 | 0.00 | | | |
| 8207 | Interchangeable Tools For Hand Or Machine-Tools... | 8.91 | 10.99 | 23.35 | | | |
| 7013 | Glassware Used For Table, Kitchen, Toilet, Office..., Nes | 1.26 | 9.25 | - | | | |
| 8701 | Tractors (Excl. Tractors Of 87.09) | 10.34 | 9.13 | - | | | |
| 8501 | Electric Motors And Generators (Excl. Generating Sets) | 25.00 | 4.53 | - | | | |
| 0710 | Vegetables, Frozen | 52.72 | 4.10 | - | | | |
| 6105 | Men'S Or Boys' Shirts, Knitted Or Crocheted | - | 3.49 | - | | | |
| 3707 | Chemical Preparations For Photographic Uses | 0.00 | 2.34 | 312502.53 | | | |

Source: Partner States' Revenue Authorities

Table 6a: Twenty major imports of EAC countries for 2011 (US\$ million)

| Country | Hs level | Description of Goods | CIF values | |
|---------|-----------------|--|---|---------|
| Uganda | 2 digits | | | |
| | 27 | Mineral Fuels, Oils & Product Of Their Distillation; Etc | 1,318.84 | |
| | 85 | Electrical Mchy Equip Parts Thereof; Sound Recorder Etc | 532.47 | |
| | 87 | Vehicles O/T Railw/Tramw Roll-Stock, Pts & Accessories | 509.20 | |
| | 84 | Nuclear Reactors, Boilers, Mchy & Mech Appliance; Parts | 486.11 | |
| | 72 | Iron And Steel | 264.14 | |
| | 30 | Pharmaceutical Products | 255.52 | |
| | 15 | Animal/Veg Fats & Oil & Their Cleavage Products; Etc | 247.92 | |
| | 39 | Plastics And Articles Thereof | 226.96 | |
| | 10 | Cereals | 200.99 | |
| | 17 | Sugars And Sugar Confectionery | 136.24 | |
| | 25 | Salt; Sulphur; Earth & Ston; Plastering Mat; Lime & Cem | 133.45 | |
| | 48 | Paper & Paperboard; Art Of Paper Pulp, Paper/Paperboard | 124.28 | |
| | 90 | Optical, Photo, Cine, Meas, Checking, Precision, Etc | 82.24 | |
| | 38 | Miscellaneous Chemical Products | 74.89 | |
| | 73 | Articles Of Iron Or Steel | 74.59 | |
| | 63 | Other Made Up Textile Articles; Sets; Worn Clothing Etc | 70.57 | |
| | 22 | Beverages, Spirits And Vinegar | 62.46 | |
| | 40 | Rubber And Articles Thereof | 57.16 | |
| | 33 | Essential Oils & Resinoids; Perf, Cosmetic/Toilet Prep | 52.70 | |
| | 88 | Aircraft, spacecraft, and parts thereof. | 52.25 | |
| | | 4 digits | | |
| | | 2710 | Petroleum Oils, Oils from Bituminous Minerals, not Crude; preparations n.e.s. | 1255 |
| | | 8517 | Line Telephony or Line Telegraphy Apparatus; including such Apparatus for Carrier-current Line Systems | 289 |
| | | 1511 | Palm Oil and Its Fractions; whether or not Refined, but not Chemically Modified | 225 |
| | | 8703 | Motor Cars and other Motor Vehicles; Principally Designed for the Transport of Persons | 205 |
| | | 3004 | Medicaments; (not Goods of Heading No. 3002, 3005 or 3006) | 186 |
| | | 1001 | Wheat and Meslin | 159 |
| | | 8704 | Vehicles; for the Transport of Goods | 129 |
| | | 1701 | Cane or Beet Sugar and Chemically Pure Sucrose, in Solid form | 121 |
| | | 2523 | Portland Cement, Aluminous Cement, Slag Cement, Supersulphate Cement | 106 |
| | | 7210 | Iron or Non-alloy Steel; Flat-rolled Products, Width of 600mm or more, Clad, Plated or Coated | 101 |
| | | 8429 | Bulldozers, Graders, Levellers, Scrapers, Angle-dozers, Mechanical Shovels, Excavators, Shovel Loaders, | 64 |
| | | 8711 | Motorcycles (including Mopeds) and Cycles; Fitted with an Auxiliary Motor, | 63 |
| | | 3901 | Polymers of Ethylene, in primary forms | 55 |
| | | 3907 | Polyacetals, other Polyethers and Epoxide Resins, in primary forms; Polycarbonates, Alkyd Resins | 55 |
| | | 8803 | Aircraft; Parts of Heading No. 8801 or 8802 | 50 |
| | | 7208 | Iron or Non-alloy Steel; Flat-rolled Products of a Width of 600mm or more, | 49 |
| | | 8471 | Automatic Data Processing Machines and Units thereof; Magnetic or Optical Readers, | 47 |
| | | 6309 | Clothing, Worn; and other Worn articles | 44 |
| | | 4011 | New Pneumatic Tyres, of Rubber | 39 |
| | | 9018 | Instruments and Appliances used in Medical, Surgical, Dental or Veterinary Sciences | 39 |
| | Kenya | 2 digits | | |
| | | 27 | Mineral fuels, mineral oils and products of their | 4016.81 |
| | | 84 | Nuclear reactors, boilers, machinery and mechanica | 1458.36 |
| | | 85 | Electrical machinery and equipment and parts there | 1026.14 |
| 87 | | Vehicles other than railway or tramway rolling-sto | 955.99 | |
| 72 | | Iron and steel. | 648.83 | |
| 10 | | Cereals. | 647.86 | |
| 15 | | Animal or vegetable fats and oils and their cleava | 605.22 | |
| 39 | | Plastics and articles thereof. | 603.95 | |
| | 30 | Pharmaceutical products. | 433.92 | |

Table 6a: Twenty major imports of EAC countries for 2011 (US\$ million)

| Country | Hs level | Description of Goods | CIF values | |
|---------|---|---|--|---------|
| Kenya | 2 digits | | | |
| | 48 | Paper and paperboard; articles of paper pulp, of p | 363.17 | |
| | 88 | Aircraft, spacecraft, and parts thereof. | 270.00 | |
| | 31 | Fertilisers. | 259.91 | |
| | 38 | Miscellaneous chemical products. | 245.56 | |
| | 73 | Articles of iron or steel. | 204.30 | |
| | 63 | Other made up textile articles; sets; worn clothin | 186.38 | |
| | 90 | Optical, photographic, cinematographic, measuring, | 177.98 | |
| | 40 | Rubber and articles thereof. | 166.92 | |
| | 76 | Aluminium and articles thereof. | 137.24 | |
| | 29 | Organic chemicals. | 128.75 | |
| | 17 | Sugars and sugar confectionery. | 124.50 | |
| | Kenya | 4 digits | | |
| | | 2710 | Petroleum oils and oils obtained from bituminous m | 2434.14 |
| | | 2709 | Petroleum oils crude | 1396.70 |
| | | 1511 | Palm oil and its fractions wheather or not refined | 556.58 |
| | | 8517 | Electrical apparatus for line telephony or line te | 419.96 |
| | | 7208 | Hot-rolled iron or non-alloy steel, >=600mm wide | 379.11 |
| | | 1001 | Wheat and meslin | 353.24 |
| | | 3004 | Medicaments of mixed or unmixed products, for reta | 339.94 |
| | | 8703 | Motor cars and other motor vehicles for the transp | 312.73 |
| | | 8802 | Other aircraft (eg helicopters, aeroplanes); space | 202.66 |
| | | 8704 | Motor vehicles for the transport of goods | 192.42 |
| | | 3901 | Polymers of ethylene, in primary forms | 191.87 |
| | | 8471 | Automatic data processing machines...; magnetic re | 175.05 |
| | | 3105 | Mineral or chemical fertilizers, nes; other fertil | 153.62 |
| | | 8701 | Tractors (excl. Tractors of 87.09) | 150.69 |
| | | 1006 | Rice | 141.29 |
| | | 1005 | Maize(corn) | 129.25 |
| | | 8474 | Machinery for sorting..., agglomerating... Earth, | 116.05 |
| 8407 | Spark-ignition reciprocating/rotary internal combu | 115.20 | | |
| 1701 | Cane or beet sugar and chemically pure sucrose, in | 110.21 | | |
| 3902 | Polymers of propylene or of other olefins, in prim | 101.07 | | |
| Rwanda | 2 digits | | | |
| | 85 | Electrical machinery and equipment and parts thereof;sound recorders and reproducers | 139.51 | |
| | 27 | Mineral fuels, mineral oils and products of their distillation;bituminous substances; mineral waxes | 119.13 | |
| | 84 | Nuclear reactors, boilers, machineryand mechanical appliances; parts thereof | 108.66 | |
| | 87 | Vehicles other than railway or tramway rolling?stock,and parts and accessories thereof | 108.45 | |
| | 30 | Pharmaceutical products | 79.55 | |
| | 72 | Iron and steel | 73.58 | |
| | 15 | Animal or vegetable fats and oils and their cleavage products;prepared edible fats | 60.85 | |
| | 10 | Cereals | 57.84 | |
| | 25 | Salt; sulphur; earths and stone;plastering materials, lime and cement | 56.59 | |
| | 73 | Articles of iron or steel | 48.28 | |
| | 17 | Sugars and sugar confectionery | 41.84 | |
| | 90 | Optical, photographic,cinematographic, measuring, checking,precision, medical or surgical instruments | 38.18 | |
| | 39 | Plastics and articles thereof | 32.44 | |
| | 48 | Paper and paperboard; articles of paper pulp,of paper or of paperboard | 26.91 | |
| | 63 | Other made up textile articles; sets;worn clothing and worn textile articles; rags | 25.92 | |
| | 31 | Fertilisers | 22.17 | |
| | 34 | Soap, organic surface-active agents, washing preparations,lubricating preparations, artificial waxes, | 19.67 | |
| 11 | Products of the milling industry; malt; starches;inulin; wheat gluten | 19.15 | | |
| 33 | Essential oils and resinoids; perfumery,cosmetic or toilet preparations | 18.20 | | |
| 38 | Miscellaneous chemical products | 17.31 | | |

Table 6a: Twenty major imports of EAC countries for 2011 (US\$ million)

| Country | Hs level | Description of Goods | CIF values |
|---------|--|--|------------|
| Rwanda | 4 digits | | |
| | 2710 | Petroleum oils and oils obtained from bituminous minerals, other than crude; preparation | 105.80 |
| | 8703 | Motor cars and other motor vehicles principally designed for the transport of persons (o | 51.96 |
| | 2523 | Portland cement, aluminous cement, slag cement, supersulphate cement and similar hydraul | 51.92 |
| | 3002 | Human blood; animal blood prepared for therapeutic, prophylactic or diagnostic uses; ant | 37.38 |
| | 1701 | Cane or beet sugar and chemically pure sucrose, in solid form. | 33.68 |
| | 7308 | Structures (excluding prefabricated buildings of heading 94.06) and parts of structures | 33.06 |
| | 1001 | Wheat and meslin. | 33.02 |
| | 8517 | Electrical apparatus for line telephony or line telegraphy, including line telephone set | 31.81 |
| | 8471 | Automatic data processing machines and units thereof; magnetic or optical readers, machi | 30.50 |
| | 1511 | Palm oil and its fractions, whether or not refined, but not chemically modified. | 30.38 |
| | 3004 | Medicaments (excluding goods of heading 30.02, 30.05 or 30.06) consisting of mixed or un | 28.09 |
| | 8544 | Insulated (including enamelled or anodised) wire, cable (including co-axial cable) and o | 26.41 |
| | 8704 | Motor vehicles for the transport of goods. | 22.22 |
| | 8803 | Parts of goods of heading 88.01 or 88.02. | 19.13 |
| | 1516 | Animal or vegetable fats and oils and their fractions, partly or wholly hydrogenated, in | 18.82 |
| | 7210 | Flat-rolled products of iron or non-alloy steel, of a width of 600 mm or more, clad, pla | 17.49 |
| | 6309 | Worn clothing and other worn articles. | 16.64 |
| | 7208 | Flat-rolled products of iron or non-alloy steel, of a width of 600 mm or more, hot-rolle | 16.61 |
| | 3401 | Soap; organic surface-active products and preparations for use as soap, in the form of b | 15.63 |
| 4011 | New pneumatic tyres, of rubber. | 15.48 | |
| Burundi | 2 digits | | |
| | 27 | Mineral Fuels, Oils & Product Of Their Distillation; Etc | 176.76 |
| | 21 | Miscellaneous Edible Preparations | 69.87 |
| | 84 | Nuclear Reactors, Boilers, Mchy & Mech Appliance; Parts | 55.20 |
| | 30 | Pharmaceutical Products | 52.63 |
| | 25 | Salt; Sulphur; Earth & Ston; Plastering Mat; Lime & Cem | 40.43 |
| | 72 | Iron And Steel | 33.99 |
| | 10 | Cereals | 27.70 |
| | 11 | Prod Mill Indust; Malt; Starches; Inulin; Wheat Gluten | 19.23 |
| | 73 | Articles Of Iron Or Steel | 19.17 |
| | 63 | Other Made Up Textile Articles; Sets; Worn Clothing Etc | 17.86 |
| | 15 | Animal/Veg Fats & Oils & Their Cleavage Products; Etc | 14.58 |
| | 39 | Animal/Veg Fats & Oils & Their Cleavage Products; Etc | 14.04 |
| | 17 | Sugars And Sugar Confectionery | 11.25 |
| | 48 | Sugars And Sugar Confectionery | 11.00 |
| | 31 | Sugars And Sugar Confectionery | 10.74 |
| | 70 | Glass And Glassware | 10.17 |
| | 40 | Glass And Glassware | 8.37 |
| | 38 | Miscellaneous Chemical Products | 7.07 |
| | 12 | Oil Seed, Oleagi Fruits; Miscell Grain, Seed, Fruit Etc | 7.01 |
| 64 | Footwear, Gaiters And The Like; Parts Of Such Articles | 6.52 | |
| 68 | Art Of Stone, Plaster, Cement, Asbestos, Mica/Sim Mat | 6.18 | |
| | 4 digits | | |
| | 2710 | Petroleum Oils, Etc, (Excl. Crude); Preparations Thereof, Nes | 154.13 |
| | 2106 | Food Preparations Not Elsewhere Specified Or Included | 69.07 |
| | 3004 | Medicaments Of Mixed Or Unmixed Products, For Retail Sale | 39.69 |
| | 2523 | Portland Cement, Aluminous Cement, Persulphate Cement, Etc | 36.14 |
| | 2714 | Slate, Crude, Roughly Trimmed Or Merely Cut | 16.89 |
| | 7210 | Rolled Iron Or Non-Alloy Steel, >=600Mm Wide, Clad, Plated Or Coated | 15.28 |
| | 1005 | Maize(Corn) | 15.14 |
| | 1107 | Grain Sorghum | 13.30 |
| | 6304 | Other Furnishing Articles, Nes (Excl. Of 94.04) | 10.42 |

Table 6a: Twenty major imports of EAC countries for 2011 (US\$ million)

| Country | Hs level | Description of Goods | CIF values | |
|----------|---|---|------------|--|
| Burundi | 4 digits | | | |
| | 1511 | Palm Oil And Its Fractions | 10.23 | |
| | 8422 | Dish Washing Machines; Machinery For Cleaning..., Filling..., Aerating | 10.12 | |
| | 1701 | Cane Or Beet Sugar And Chemically Pure Sucrose, In Solid Form | 10.01 | |
| | 3002 | Mineral Or Chemical Fertilizers, Nitrogenous | 9.02 | |
| | 7010 | Carboys, Bottles, Flasks... Ampoules, Etc; Stoppers, Lids..., Of Glass | 8.10 | |
| | 8429 | Self-Propelled Bulldozers, Angledozer, Graders, Levellers, Etc | 8.06 | |
| | 7214 | Iron/Steel Bars And Rods, Forged, Etc (Incl. Twisted), Uncoiled | 7.67 | |
| | 1001 | Milk And Cream, Not Concentrated Or Sweetened | 7.44 | |
| | 3105 | Mineral Or Chemical Fertilizers, Nes; Other Fertilizers; Goods =<10Kg | 6.74 | |
| 4011 | New Pneumatic Tyres, Of Rubber | 6.51 | | |
| 7308 | Iron/Steel Structures And Parts Thereof; Plates, Rods... Therefor | 6.46 | | |
| Tanzania | 2 digits | | | |
| | 27 | Mineral Fuels, Oils & Product Of Their Distillation; Etc | 3,596.82 | |
| | 84 | Nuclear Reactors, Boilers, Mchy & Mech Appliance; Parts | 1,343.65 | |
| | 87 | Vehicles O/T Railw/Tranw Rool-Stock, Pts & Accessories | 1,023.47 | |
| | 85 | Electrical Mchy Equip Parts Thereof; Sound Recorder Etc | 711.37 | |
| | 10 | Cereals | 470.70 | |
| | 39 | Plastics And Articles Thereof | 430.82 | |
| | 72 | Iron And Steel | 394.47 | |
| | 15 | Animal/Veg Fats & Oil & Their Cleavage Products; Etc | 317.68 | |
| | 30 | Pharmaceutical Products | 271.09 | |
| | 73 | Articles Of Iron And Steel | 251.48 | |
| | 31 | Fertilisers | 203.54 | |
| | 40 | Rubber And Articles Thereof | 193.60 | |
| | 90 | Optical, Photo, Cine, Meas, Checking, Precision, Etc | 128.48 | |
| | 17 | Sugars And Sugar Confectionery | 125.99 | |
| | 48 | Paper & Paperboard; Art Of Paper Pulp, Paper/Paperboard | 116.43 | |
| | 38 | Miscellaneous Chemical Products | 102.66 | |
| | 25 | Salt; Sulphur; Earth & Ston; Plastering Mat; Lime & Cem | 93.33 | |
| | 28 | Inorgn Chem; Compds Of Prec Met, Radioact Elements Etc | 92.78 | |
| | 63 | Other Made Up Textile Articles; Sets; Worn Clothing Etc | 87.67 | |
| | 94 | Furniture; Bedding, Mattress, Matt Support, Cushion Etc | 81.89 | |
| | | 4 digits | | |
| | 2710 | Petroleum Oils And Oils Obtained From Bituminous Minerals, Other Than Crude | 3,517.81 | |
| | 1001 | Wheat And Meslin | 404.38 | |
| | 1511 | Palm Oil And Its Fractions Wheather Or Not Refined Not Chemically Modified | 274.56 | |
| | 8704 | Motor Vehicles For The Transport Of Goods | 269.97 | |
| | 8703 | Motor Cars And Other Motor Vehicles For The Transport Of Persons | 260.79 | |
| | 7208 | Hot-Rolled Iron Or Non-Alloy Steel, >=600Mm Wide | 232.11 | |
| | 8431 | Parts Suitable For Use With The Machinery Of 84.25 To 84.30 | 208.43 | |
| | 8517 | Electrical Apparatus For Line Telephony Or Line Telegraphy | 201.69 | |
| | 8411 | Turbo-Jets, Turbo-Propellers And Other Gas Turbines | 183.30 | |
| | 3901 | Polymers Of Ethylene, In Primary Forms | 168.42 | |
| | 8701 | Tractors (Excl. Tractors Of 87.09) | 165.73 | |
| 3004 | Medicaments Of Mixed Or Unmixed Products, For Retail Sale | 158.14 | | |
| 8429 | Self-Propelled Bulldozers, Angledozer, Graders, Levellers, Etc | 155.68 | | |
| 4011 | New Pneumatic Tyres, Of Rubber | 140.81 | | |
| 1701 | Cane Or Beet Sugar And Chemically Pure Sucrose, In Solid Form | 112.70 | | |
| 8502 | Electric Generating Sets And Rotary Converters | 109.90 | | |
| 3105 | Mineral Or Chemical Fertilizers, Nes; Other Fertilizers; Goods =<10Kg | 106.86 | | |
| 3902 | Polymers Of Propylene Or Of Other Olefins, In Primary Forms | 84.88 | | |
| 3102 | Mineral Or Chemical Fertilizers, Nitrogenous | 81.60 | | |
| 8702 | Public-Transport Type Passenger Motor Vehicles | 75.87 | | |

Source: Partner States' Revenue Authorities

Table 6b: Twenty major imports of EAC countries for 2012 (US\$ million)

| Country | Hs level | Description of Goods | CIF values | |
|---------|--|--|---|---------|
| Uganda | 2 digits | | | |
| | 27 | Mineral fuels, mineral oils and products of their distillation; bituminous substances | 1,366.54 | |
| | 84 | Nuclear reactors, boilers, machinery and mechanical appliances; parts thereof. | 702.16 | |
| | 87 | Vehicles other than railway or tramway rolling-stock, and parts and accessories thereof. | 533.89 | |
| | 85 | Electrical machinery and equipment and parts thereof; sound recorders and reproducers | 500.81 | |
| | 10 | Cereals. | 277.00 | |
| | 30 | Pharmaceutical products. | 251.83 | |
| | 15 | Animal or vegetable fats and oils and their cleavage products; prepared edible fats | 250.17 | |
| | 72 | Iron and steel. | 242.01 | |
| | 39 | Plastics and articles thereof. | 236.07 | |
| | 17 | Sugars and sugar confectionery. | 160.82 | |
| | 25 | Salt; sulphur; earths and stone; plastering materials, lime and cement. | 136.71 | |
| | 48 | Paper and paperboard; articles of paper pulp, of paper or of paperboard. | 123.62 | |
| | 90 | Optical, photographic, cinematographic, measuring, checking, precision | 89.00 | |
| | 63 | Other made up textile articles; sets; worn clothing and worn textile articles; rags. | 83.15 | |
| | 38 | Miscellaneous chemical products. | 80.17 | |
| | 22 | Beverages, spirits and vinegar. | 75.39 | |
| | 40 | Rubber and articles thereof. | 68.88 | |
| | 33 | Essential oils and resinoids; perfumery, cosmetic or toilet preparations. | 63.50 | |
| | 29 | Organic chemicals. | 59.18 | |
| | 73 | Articles of iron or steel. | 56.09 | |
| | Uganda | 4 digits | | |
| | | 2710 | Petroleum oils and oils obtained from bituminous minerals, other than crude | 1309 |
| | | 8517 | Electrical apparatus for line telephony or line telegraphy | 249 |
| | | 1511 | Palm oil and its fractions whether or not refined not chemically modified | 230 |
| | | 8703 | Motor cars and other motor vehicles for the transport of persons | 213 |
| | | 1001 | Wheat and meslin | 210 |
| | | 3004 | Medicaments of mixed or unmixed products, for retail sale | 203 |
| | | 1701 | Cane or beet sugar and chemically pure sucrose, in solid form | 145 |
| | | 8704 | Motor vehicles for the transport of goods | 145 |
| | | 8429 | Self-propelled bulldozers, angledozers, graders, levellers, etc | 125 |
| | | 2523 | Portland cement, aluminous cement, persulphate cement, etc | 107 |
| | | 7210 | Rolled iron or non-alloy steel, >=600mm wide, clad, plated or coated | 84 |
| | | 3901 | Polymers of ethylene, in primary forms | 63 |
| | | 1006 | Rice | 59 |
| | | 8471 | Automatic data processing machines...; magnetic readers..., nes | 57 |
| | | 8438 | Machinery, nes, for the industrial preparation of food or drink | 54 |
| | | 6309 | Worn clothing | 52 |
| 8711 | | Motocycles (incl. Mopeds) and cycles fitted with an auxiliary motor | 49 | |
| 4011 | | New pneumatic tyres, of rubber | 47 | |
| 7208 | | Hot-rolled iron or non-alloy steel, >=600mm wide | 45 | |
| 9018 | | Instruments and appliances used in medical, surgical, dental... Sciences | 45 | |
| Kenya | | 2 digits | | |
| | | 27 | Mineral fuels, mineral oils and products of their | 4099.17 |
| | 84 | Nuclear reactors, boilers, machinery and mechanical | 1777.80 | |
| | 85 | Electrical machinery and equipment and parts there | 1241.15 | |
| | 87 | Vehicles other than railway or tramway rolling-sto | 1131.31 | |
| | 10 | Cereals. | 628.71 | |
| | 15 | Animal or vegetable fats and oils and their cleava | 625.68 | |
| | 39 | Plastics and articles thereof. | 618.97 | |
| | 72 | Iron and steel. | 574.00 | |
| | 88 | Aircraft, spacecraft, and parts thereof. | 515.92 | |
| | 30 | Pharmaceutical products. | 467.80 | |
| | 48 | Paper and paperboard; articles of paper pulp, of p | 347.27 | |
| | 73 | Articles of iron or steel. | 329.54 | |
| | 38 | Miscellaneous chemical products. | 268.46 | |
| | 31 | Fertilisers. | 238.70 | |
| | 40 | Rubber and articles thereof. | 219.77 | |
| | 90 | Optical, photographic, cinematographic, measuring, | 213.39 | |
| | 17 | Sugars and sugar confectionery. | 200.55 | |
| | 63 | Other made up textile articles; sets; worn clothin | 171.68 | |
| | 29 | Organic chemicals. | 166.85 | |
| 94 | Furniture; bedding, mattresses, mattress supports, | 143.34 | | |

Table 6b: Twenty major imports of EAC countries for 2012 (US\$ million)

| Country | Hs level | Description of Goods | CIF values | |
|---------|--|---|------------|--|
| Kenya | 4 digits | | | |
| | 2710 | Petroleum oils and oils obtained from bituminous m | 3053.77 | |
| | 2709 | Petroleum oils crude | 803.75 | |
| | 1511 | Palm oil and its fractions wheather or not refined | 580.03 | |
| | 8802 | Other aircraft (eg helicopters, aeroplanes); space | 428.26 | |
| | 8517 | Electrical apparatus for line telephony or line te | 421.37 | |
| | 8703 | Motor cars and other motor vehicles for the transp | 402.80 | |
| | 3004 | Medicaments of mixed or unmixed products, for reta | 383.81 | |
| | 1001 | Wheat and meslin | 351.12 | |
| | 7208 | Hot-rolled iron or non-alloy steel, >=600mm wide | 310.65 | |
| | 8471 | Automatic data processing machines...; magnetic re | 230.86 | |
| | 8701 | Tractors (excl. Tractors of 87.09) | 219.30 | |
| | 3901 | Polymers of ethylene, in primary forms | 205.37 | |
| | 8704 | Motor vehicles for the transport of goods | 202.33 | |
| | 1701 | Cane or beet sugar and chemically pure sucrose, in | 182.65 | |
| | 1006 | Rice | 171.40 | |
| | 3105 | Mineral or chemical fertilizers, nes; other fertil | 154.70 | |
| | 8431 | Parts suitable for use with the machinery of 84.25 | 133.60 | |
| 4011 | New pneumatic tyres, of rubber | 128.29 | | |
| 8429 | Self-propelled bulldozers, angledozers, graders, l | 123.24 | | |
| 8504 | Electrical transformers, static converters and ind | 121.75 | | |
| Rwanda | 2 digits | | | |
| | 84 | Nuclear reactors, boilers, machinery and mechanical appliances; parts thereof | 175.01 | |
| | 85 | Electrical machinery and equipment and parts thereof; sound recorders and reproducers | 167.31 | |
| | 27 | Mineral fuels, mineral oils and products of their distillation; bituminous substances | 117.46 | |
| | 87 | Vehicles other than railway or tramway rolling stock, and parts and accessories thereof | 116.64 | |
| | 10 | Cereals | 84.87 | |
| | 72 | Iron and steel | 79.69 | |
| | 25 | Salt; sulphur; earths and stone; plastering materials, lime and cement | 73.09 | |
| | 15 | Animal or vegetable fats and oils and their cleavage products; prepared edible fats | 73.04 | |
| | 30 | Pharmaceutical products | 73.03 | |
| | 73 | Articles of iron or steel | 65.04 | |
| | 17 | Sugars and sugar confectionery | 54.82 | |
| | 63 | Other made up textile articles; sets; worn clothing and worn textile articles; rags | 54.04 | |
| | 90 | Optical, photographic, cinematographic, measuring, checking, precision | 48.61 | |
| | 39 | Plastics and articles thereof | 46.11 | |
| | 31 | Fertilisers | 38.60 | |
| | 34 | Soap, organic surface-active agents, washing preparations, lubricating preparations | 29.94 | |
| | 48 | Paper and paperboard; articles of paper pulp, of paper or of paperboard | 27.69 | |
| | 40 | Rubber and articles thereof | 19.75 | |
| | 94 | Furniture; bedding, mattresses, mattress supports, cushions and similar stuffed furnishings | 18.73 | |
| | 38 | Miscellaneous chemical products | 16.62 | |
| | | 4 digits | | |
| | 2710 | Petroleum oils and oils obtained from bituminous minerals, other than crude; preparation | 108.36 | |
| | 2523 | Portland cement, aluminous cement, slag cement, supersulphate cement and similar hydraul | 66.82 | |
| | 8703 | Motor cars and other motor vehicles principally designed for the transport of persons (o | 58.07 | |
| | 3004 | Medicaments (excluding goods of heading 30.02, 30.05 or 30.06) consisting of mixed or un | 51.05 | |
| | 1701 | Cane or beet sugar and chemically pure sucrose, in solid form. | 50.74 | |
| | 1001 | Wheat and meslin. | 49.75 | |
| | 8517 | Electrical apparatus for line telephony or line telegraphy, including line telephone set | 47.23 | |
| | 8471 | Automatic data processing machines and units thereof; magnetic or optical readers, machi | 35.43 | |
| | 1511 | Palm oil and its fractions, whether or not refined, but not chemically modified. | 34.76 | |
| | 3105 | Mineral or chemical fertilisers containing two or three of the fertilising elements nitr | 32.04 | |
| 1516 | Animal or vegetable fats and oils and their fractions, partly or wholly hydrogenated, in | 30.13 | | |
| 6309 | Worn clothing and other worn articles. | 27.69 | | |
| 9018 | Instruments and appliances used in medical, surgical, dental or veterinary sciences, inc | 26.82 | | |
| 3401 | Soap; organic surface-active products and preparations for use as soap, in the form of b | 23.07 | | |
| 7210 | Flat-rolled products of iron or non-alloy steel, of a width of 600 mm or more, clad, pla | 23.06 | | |
| 1006 | Rice. | 20.88 | | |
| 8704 | Motor vehicles for the transport of goods. | 19.85 | | |
| 7308 | Structures (excluding prefabricated buildings of heading 94.06) and parts of structures | 17.14 | | |
| 6304 | Other furnishing articles, excluding those of heading 94.04. | 16.94 | | |
| 8544 | Insulated (including enamelled or anodised) wire, cable (including co-axial cable) and o | 16.11 | | |

Table 6b: Twenty major imports of EAC countries for 2012 (US\$ million)

| Country | Hs level | Description of Goods | CIF values | |
|----------|---|---|--|----------|
| Burundi | 2 digits | | | |
| | 27 | Prod Mill Indust; Malt; Starches; Inulin; Wheat Gluten | 163.72 | |
| | 12 | Oil Seed, Oleagi Fruits; Miscell Grain, Seed, Fruit Etc | 145.98 | |
| | 85 | Electrical machinery and equipment and parts thereof; sound recorders and reproducers | 61.90 | |
| | 30 | Sugars And Sugar Confectionery | 55.31 | |
| | 84 | Prod Mill Indust; Malt; Starches; Inulin; Wheat Gluten | 53.46 | |
| | 10 | Cereals. | 52.60 | |
| | 11 | Essential Oils & Resinoids; Perf, Cosmetic/Toilet Prep | 49.32 | |
| | 87 | Lac; Gums, Resins & Other Vegetable Saps & Extracts | 47.74 | |
| | 72 | Mineral Fuels, Oils & Product Of Their Distillation; Etc | 36.80 | |
| | 25 | Salt; Sulphur; Earth & Ston; Plastering Mat; Lime & Cem | 33.18 | |
| | 73 | Rubber And Articles Thereof | 25.92 | |
| | 39 | Plastics and articles thereof. | 18.34 | |
| | 15 | Electrical Mchy Equip Parts Thereof; Sound Recorder Etc | 14.03 | |
| | 17 | Printed Books, Newspapers, Pictures & Other Product Etc | 13.82 | |
| | 31 | Articles Of Iron Or Steel | 13.77 | |
| | 63 | Fertilisers | 12.68 | |
| | 48 | Paper and paperboard; articles of paper pulp, of paper or of paperboard | 11.89 | |
| | 90 | Other Made Up Textile Articles; Sets; Worn Clothing Etc | 10.62 | |
| | 49 | Miscellaneous Articles Of Basee Metal | 9.85 | |
| | 40 | Glass And Glassware | 9.33 | |
| | Burundi | 4 digits | | |
| | | 2710 | Petroleum Oils, Etc, (Excl. Crude); Preparations Thereof, Nes | 155.03 |
| | | 1201 | Soya Beans | 108.86 |
| | | 3004 | Medicaments Of Mixed Or Unmixed Products, For Retail Sale | 40.37 |
| | | 1208 | Flours And Meals Of Oil Seeds Or Oleaginous Fruits (Excl. Mustard) | 35.64 |
| | | 2523 | Portland cement, aluminous cement, slag cement, supersulphate cement and similar hydraul | 29.53 |
| | | 1102 | | 29.50 |
| | | 1005 | Maize(Corn) | 25.95 |
| | | 1001 | Wheat and meslin. | 17.63 |
| | | 8703 | Malt | 16.39 |
| | | 7210 | Rolled Iron Or Non-Alloy Steel, >=600Mm Wide, Clad, Plated Or Coated | 14.34 |
| | | 8704 | Motor Vehicles For The Transport Of Goods | 13.67 |
| | | 1107 | Cane Or Beet Sugar And Chemically Pure Sucrose, In Solid Form | 13.21 |
| | | 1701 | Cane Or Beet Sugar And Chemically Pure Sucrose, In Solid Form | 12.48 |
| | | 3002 | Human blood; animal blood prepared for therapeutic, prophylactic or diagnostic uses; ant | 11.58 |
| | | 3105 | Mineral or chemical fertilisers containing two or three of the fertilising elements nitr | 10.52 |
| | | 7214 | Iron/Steel Bars And Rods, Forged, Etc (Incl. Twisted), Uncoiled | 10.38 |
| | | 8517 | Electrical apparatus for line telephony or line te | 9.26 |
| 1006 | | Rice. | 8.96 | |
| 1511 | | Palm oil and its fractions, whether or not refined, but not chemically modified. | 8.59 | |
| 8544 | | | 7.23 | |
| Tanzania | | 2 digits | | |
| | | 27 | Mineral Fuels, Oils & Product Of Their Distillation; Etc | 3,827.65 |
| | 84 | Nuclear Reactors, Boilers, Mchy & Mech Appliance; Parts | 1,171.53 | |
| | 87 | Vehicles O/T Railw/Tranw Rool-Stock, Pts & Accessories | 1,127.14 | |
| | 85 | Electrical Mchy Equip Parts Thereof; Sound Recorder Etc | 743.94 | |
| | 10 | Cereals | 471.67 | |
| | 39 | Plastics And Articles Thereof | 467.24 | |
| | 72 | Iron And Steel | 426.22 | |
| | 15 | Animal/Veg Fats & Oil & Their Cleavage Products; Etc | 297.96 | |
| | 73 | Articles Of Iron And Steel | 246.15 | |
| | 40 | Rubber And Articles Thereof | 227.04 | |
| | 30 | Pharmaceutical Products | 214.85 | |
| | 17 | Sugars And Sugar Confectionery | 183.79 | |
| | 89 | Ships, Boats And Floating Structures | 162.63 | |
| | 31 | Fertilisers | 148.89 | |
| | 90 | Optical, Photo, Cine, Meas, Checking, Precision, Etc | 138.53 | |
| | 48 | Paper & Paperboard; Art Of Paper Pulp, Paper/Paperboard | 122.69 | |
| | 38 | Miscellaneous Chemical Products | 118.29 | |
| | 28 | Inorgn Chem; Compds Of Prec Met, Radioact Elements Etc | 114.56 | |
| | 25 | Salt; Sulphur; Earth & Ston; Plastering Mat; Lime & Cem | 112.49 | |
| 63 | Other Made Up Textile Articles; Sets; Worn Clothing Etc | 95.67 | | |

Table 6b: Twenty major imports of EAC countries for 2012 (US\$ million)

| Country | Hs level | Description of Goods | CIF values |
|-----------------|-----------------|--|------------|
| Tanzania | 4 digits | | |
| | 2710 | Petroleum Oils And Oils Obtained From Bituminous Minerals,Other Than Crude | 3,636.52 |
| | 1001 | Wheat And Meslin | 415.43 |
| | 8703 | Motor Cars And Other Motor Vehicles For The Transport Of Persons | 302.43 |
| | 8704 | Motor Vehicles For The Transport Of Goods | 252.68 |
| | 1511 | Palm Oil And Its Fractions Wheather Or Not Refined Not Chemically Modified | 247.72 |
| | 8431 | Parts Suitable For Use With The Machinery Of 84.25 To 84.30 | 239.96 |
| | 8701 | Tractors (Excl. Tractors Of 87.09) | 226.18 |
| | 7208 | Hot-Rolled Iron Or Non-Alloy Steel, >=600Mm Wide | 214.20 |
| | 8517 | Electrical Apparatus For Line Telephony Or Line Telegraphy | 176.95 |
| | 1701 | Cane Or Beet Sugar And Chemically Pure Sucrose, In Solid Form | 169.02 |
| | 4011 | New Pneumatic Tyres, Of Rubber | 166.77 |
| | 3004 | Medicaments Of Mixed Or Unmixed Products, For Retail Sale | 132.59 |
| | 3902 | Polymers Of Propylene Or Of Other Olefins, In Primary Forms | 111.35 |
| | 3901 | Polymers Of Ethylene, In Primary Forms | 110.07 |
| | 2711 | Petroleum Gases And Other Gaseous Hydrocarbons | 105.33 |
| | 8502 | Electric Generating Sets And Rotary Converters | 103.83 |
| | 8716 | Trailers And Semi-Trailers; Other Vehicles, Not Machanically Propelled | 97.59 |
| | 8901 | Cruise Ships, Excursion Boats, Etc, For Transport Of People Or Goods | 97.24 |
| | 8429 | Self-Propelled Bulldozers, Angledozer, Graders, Levellers, Etc | 93.06 |
| | 3102 | Mineral Or Chemical Fertilizers, Nitrogenous | 92.93 |

Source: Partner States' Revenue Authorities

Table 6c: Twenty major imports of EAC countries for 2012 compared to 2011 (in US\$ million)

| Country | Hs Level | Description of Goods | 2011 | 2012 | % change | |
|---------|--|--|---|----------|----------|--------|
| Uganda | 2 digits | | | | | |
| | 27 | Mineral fuels, mineral oils and products of their distillation; bituminous substances | 1,318.84 | 1,366.54 | 3.62 | |
| | 84 | Nuclear reactors, boilers, machinery and mechanical appliances; parts thereof. | 486.11 | 702.16 | 44.44 | |
| | 87 | Vehicles other than railway or tramway rolling-stock, and parts and accessories thereof. | 509.20 | 533.89 | 4.85 | |
| | 85 | Electrical machinery and equipment and parts thereof; sound recorders and reproducers | 532.47 | 500.81 | -5.95 | |
| | 10 | Cereals. | 200.99 | 277.00 | 37.82 | |
| | 30 | Pharmaceutical products. | 255.52 | 251.83 | -1.44 | |
| | 15 | Animal or vegetable fats and oils and their cleavage products; prepared edible fats | 247.92 | 250.17 | 0.91 | |
| | 72 | Iron and steel. | 264.14 | 242.01 | -8.38 | |
| | 39 | Plastics and articles thereof. | 226.96 | 236.07 | 4.01 | |
| | 17 | Sugars and sugar confectionery. | 136.24 | 160.82 | 18.04 | |
| | 25 | Salt; sulphur; earths and stone; plastering materials, lime and cement. | 133.45 | 136.71 | 2.44 | |
| | 48 | Paper and paperboard; articles of paper pulp, of paper or of paperboard. | 124.28 | 123.62 | -0.54 | |
| | 90 | Optical, photographic, cinematographic, measuring, checking, precision | 82.24 | 89.00 | 8.21 | |
| | 63 | Other made up textile articles; sets; worn clothing and worn textile articles; rags. | 70.57 | 83.15 | 17.83 | |
| | 38 | Miscellaneous chemical products. | 74.89 | 80.17 | 7.04 | |
| | 22 | Beverages, spirits and vinegar. | 62.46 | 75.39 | 20.71 | |
| | 40 | Rubber and articles thereof. | 57.16 | 68.88 | 20.49 | |
| | 33 | Essential oils and resinoids; perfumery, cosmetic or toilet preparations. | 52.70 | 63.50 | 20.50 | |
| | 29 | Organic chemicals. | 41.80 | 59.18 | 41.58 | |
| | 73 | Articles of iron or steel. | 74.59 | 56.09 | -24.80 | |
| | Uganda | 4 digits | | | | |
| | | 2710 | Petroleum oils and oils obtained from bituminous minerals, other than crude | 1,255.12 | 1,309.02 | 4.29 |
| | | 8517 | Electrical apparatus for line telephony or line telegraphy | 289.17 | 249.43 | -13.74 |
| | | 1511 | Palm oil and its fractions whether or not refined not chemically modified | 224.54 | 229.52 | 2.22 |
| | | 8703 | Motor cars and other motor vehicles for the transport of persons | 205.00 | 213.42 | 4.11 |
| | | 1001 | Wheat and meslin | 159.00 | 209.94 | 32.04 |
| | | 3004 | Medicaments of mixed or unmixed products, for retail sale | 185.77 | 203.17 | 9.37 |
| | | 1701 | Cane or beet sugar and chemically pure sucrose, in solid form | 121.12 | 145.11 | 19.81 |
| | | 8704 | Motor vehicles for the transport of goods | 129.20 | 144.77 | 12.05 |
| | | 8429 | Self-propelled bulldozers, angledozers, graders, levellers, etc | 63.71 | 125.26 | 96.60 |
| | | 2523 | Portland cement, aluminous cement, persulphate cement, etc | 105.87 | 106.58 | 0.67 |
| | | 7210 | Rolled iron or non-alloy steel, >=600mm wide, clad, plated or coated | 101.14 | 84.21 | -16.73 |
| | | 3901 | Polymers of ethylene, in primary forms | 54.68 | 62.66 | 14.60 |
| | | 1006 | Rice | 37.07 | 59.09 | 59.38 |
| 8471 | | Automatic data processing machines...; magnetic readers...; nes | 46.95 | 57.15 | 21.72 | |
| 8438 | | Machinery, nes, for the industrial preparation of food or drink | 24.18 | 54.24 | 124.33 | |
| 6309 | | Worn clothing | 44.01 | 51.56 | 17.15 | |
| 8711 | | Motocycles (incl. mopeds) and cycles fitted with an auxiliary motor | 63.45 | 48.79 | -23.09 | |
| 4011 | | New pneumatic tyres, of rubber | 39.42 | 47.20 | 19.73 | |
| 7208 | | Hot-rolled iron or non-alloy steel, >=600mm wide | 49.25 | 44.74 | -9.16 | |
| 9018 | Instruments and appliances used in medical, surgical, dental... Sciences | 38.53 | 44.50 | 15.49 | | |
| Kenya | 2 digits | | | | | |
| | 27 | Mineral fuels, mineral oils and products of their | 4016.81 | 4099.17 | 2.05 | |
| | 84 | Nuclear reactors, boilers, machinery and mechanical | 1458.36 | 1777.80 | 21.90 | |
| | 85 | Electrical machinery and equipment and parts there | 1026.14 | 1241.15 | 20.95 | |
| | 87 | Vehicles other than railway or tramway rolling-sto | 955.99 | 1131.31 | 18.34 | |
| | 10 | Cereals. | 647.86 | 628.71 | -2.96 | |
| | 15 | Animal or vegetable fats and oils and their cleava | 605.22 | 625.68 | 3.38 | |
| | 39 | Plastics and articles thereof. | 603.95 | 618.97 | 2.49 | |
| | 72 | Iron and steel. | 648.83 | 574.00 | -11.53 | |
| | 88 | Aircraft, spacecraft, and parts thereof. | 270.00 | 515.92 | 91.08 | |
| | 30 | Pharmaceutical products. | 433.92 | 467.80 | 7.81 | |
| | 48 | Paper and paperboard; articles of paper pulp, of p | 363.17 | 347.27 | -4.38 | |
| | 73 | Articles of iron or steel. | 204.30 | 329.54 | 61.30 | |
| | 38 | Miscellaneous chemical products. | 245.56 | 268.46 | 9.32 | |
| | 31 | Fertilisers. | 259.91 | 238.70 | -8.16 | |
| | 40 | Rubber and articles thereof. | 166.92 | 219.77 | 31.66 | |
| | 90 | Optical, photographic, cinematographic, measuring, | 177.98 | 213.39 | 19.90 | |
| | 17 | Sugars and sugar confectionery. | 124.50 | 200.55 | 61.08 | |
| | 63 | Other made up textile articles; sets; worn clothin | 186.38 | 171.68 | -7.89 | |
| | 29 | Organic chemicals. | 128.75 | 166.85 | 29.59 | |
| 94 | Furniture; bedding, mattresses, mattress supports, | 103.29 | 143.34 | 38.78 | | |

Table 6c: Twenty major imports of EAC countries for 2012 compared to 2011 (in US\$ million)

| Country | Hs Level | Description of Goods | 2011 | 2012 | % change | | |
|---------|---|--|---|--|----------|--------|-------|
| Kenya | 4 digits | Petroleum oils and oils obtained from bituminous m | 2434.14 | 3053.77 | 25.46 | | |
| | | 2710 | Petroleum oils crude | 1396.70 | 803.75 | -42.45 | |
| | | 1511 | Palm oil and its fractions wheather or not refined | 556.58 | 580.03 | 4.21 | |
| | | 8802 | Other aircraft (eg helicopters, aeroplanes); space | 202.66 | 428.26 | 111.32 | |
| | | 8517 | Electrical apparatus for line telephony or line te | 419.96 | 421.37 | 0.34 | |
| | | 8703 | Motor cars and other motor vehicles for the transp | 312.73 | 402.80 | 28.80 | |
| | | 3004 | Medicaments of mixed or unmixed products, for reta | 339.94 | 383.81 | 12.90 | |
| | | 1001 | Wheat and meslin | 353.24 | 351.12 | -0.60 | |
| | | 7208 | Hot-rolled iron or non-alloy steel, >=600mm wide | 379.11 | 310.65 | -18.06 | |
| | | 8471 | Automatic data processing machines...; magnetic re | 175.05 | 230.86 | 31.88 | |
| | | 8701 | Tractors (excl. Tractors of 87.09) | 150.69 | 219.30 | 45.53 | |
| | | 3901 | Polymers of ethylene, in primary forms | 191.87 | 205.37 | 7.04 | |
| | | 8704 | Motor vehicles for the transport of goods | 192.42 | 202.33 | 5.15 | |
| | | 1701 | Cane or beet sugar and chemically pure sucrose, in | 110.21 | 182.65 | 65.73 | |
| | | 1006 | Rice | 141.29 | 171.40 | 21.31 | |
| | | 3105 | Mineral or chemical fertilizers, nes; other fertil | 153.62 | 154.70 | 0.70 | |
| | | 8431 | Parts suitable for use with the machinery of 84.25 | 37.65 | 133.60 | 254.84 | |
| | | 4011 | New pneumatic tyres, of rubber | 95.83 | 128.29 | 33.87 | |
| | | 8429 | Self-propelled bulldozers, angledozers, graders, l | 100.17 | 123.24 | 23.04 | |
| 8504 | Electrical transformers, static converters and ind | 87.68 | 121.75 | 38.86 | | | |
| Rwanda | 2 digits | Nuclear reactors, boilers, machineryand mechanical appliances; parts thereof | 108.66 | 175.01 | 61.06 | | |
| | | 84 | Electrical machinery and equipment and parts thereof;sound recorders and reproducers | 139.51 | 167.31 | 19.93 | |
| | | 85 | Mineral fuels, mineral oils and products of their distillation;bituminous substances | 119.13 | 117.46 | -1.40 | |
| | | 27 | Vehicles other than railway or tramway rolling?stock,and parts and accessories thereof | 108.45 | 116.64 | 7.55 | |
| | | 87 | Cereals | 57.84 | 84.87 | 46.74 | |
| | | 10 | Iron and steel | 73.58 | 79.69 | 8.31 | |
| | | 72 | Salt; sulphur; earths and stone;plastering materials, lime and cement | 56.59 | 73.09 | 29.15 | |
| | | 25 | Animal or vegetable fats and oils and their cleavage products;prepared edible fats | 60.85 | 73.04 | 20.02 | |
| | | 15 | Pharmaceutical products | 79.55 | 73.03 | -8.19 | |
| | | 30 | Articles of iron or steel | 48.28 | 65.04 | 34.71 | |
| | | 73 | Sugars and sugar confectionery | 41.84 | 54.82 | 31.01 | |
| | | 17 | Other made up textile articles; sets;worn clothing and worn textile articles; rags | 25.92 | 54.04 | 108.48 | |
| | | 63 | Optical, photographic,cinematographic, measuring, checking,precision | 38.18 | 48.61 | 27.30 | |
| | | 90 | Plastics and articles thereof | 32.44 | 46.11 | 42.16 | |
| | | 39 | Fertilisers | 22.17 | 38.60 | 74.08 | |
| | | 31 | Soap, organic surface-active agents, washing preparations,lubricating preparations | 19.67 | 29.94 | 52.21 | |
| | | 34 | Paper and paperboard; articles of paper pulp,of paper or of paperboard | 26.91 | 27.69 | 2.89 | |
| | | 48 | Rubber and articles thereof | 13.56 | 19.75 | 45.65 | |
| | | 40 | Furniture; bedding, mattresses, mattress supports,cushions and similar stuffed furnishing | 14.47 | 18.73 | 29.48 | |
| | | 94 | Miscellaneous chemical products | 17.31 | 16.62 | -4.03 | |
| | | 38 | 4 digits | Petroleum oils and oils obtained from bituminous minerals, other than crude | 105.80 | 108.36 | 2.42 |
| | | 2710 | | Portland cement, aluminous cement, slag cement, supersulphate cement | 51.92 | 66.82 | 28.69 |
| | | 2523 | | Motor cars and other motor vehicles principally designed for the transport of persons | 51.96 | 58.07 | 11.75 |
| | | 8703 | | Medicaments (excluding goods of heading 30.02, 30.05 or 30.06) | 28.09 | 51.05 | 81.74 |
| | | 3004 | | Cane or beet sugar and chemically pure sucrose, in solid form. | 33.68 | 50.74 | 50.66 |
| | | 1701 | | Wheat and meslin. | 33.02 | 49.75 | 50.68 |
| | | 1001 | | Electrical apparatus for line telephony or line telegraphy, including line telephone set | 31.81 | 47.23 | 48.45 |
| | | 8517 | | Automatic data processing machines and units thereof | 30.50 | 35.43 | 16.17 |
| | | 8471 | | Palm oil and its fractions, whether or not refined, but not chemically modified. | 30.38 | 34.76 | 14.43 |
| | | 1511 | | Mineral or chemical fertilisers containing two or three of the fertilising elements nitr | 18.82 | 32.04 | 70.20 |
| | | 3105 | | Animal or vegetable fats and oils and their fractions, partly or wholly hydrogenated, | 18.82 | 30.13 | 60.06 |
| | | 1516 | | Worn clothing and other worn articles. | 16.64 | 27.69 | 66.40 |
| | | 6309 | | Instruments and appliances used in medical, surgical, dental or veterinary sciences | 16.64 | 26.82 | 61.13 |
| 9018 | Soap; organic surface-active products and preparations for use as soap | 15.63 | | 23.07 | 47.55 | | |
| 3401 | Flat-rolled products of iron or non-alloy steel, of a width of 600 mm or more | 17.49 | | 23.06 | 31.82 | | |
| 7210 | Rice. | 16.61 | | 20.88 | 25.71 | | |
| 1006 | Motor vehicles for the transport of goods. | 22.22 | | 19.85 | -10.64 | | |
| 8704 | Structures (excluding prefabricated buildings of heading 94.06) and parts of structures | 33.06 | | 17.14 | -48.15 | | |
| 7308 | Other furnishing articles, excluding those of heading 94.04. | 5.80 | | 16.94 | 192.02 | | |
| 6304 | Insulated (including enamelled or anodised) wire, cable (including co-axial cable) | 26.41 | 16.11 | -38.98 | | | |
| 8544 | | | | | | | |

Table 6c: Twenty major imports of EAC countries for 2012 compared to 2011 (in US\$ million)

| Country | Hs Level | Description of Goods | 2011 | 2012 | % change | |
|----------|---|--|--|----------|----------|--------|
| Burundi | 2 digits | | | | | |
| | 27 | Mineral Fuels, Oils & Product Of Their Distillation; Etc | 172.53 | 163.72 | -5.10 | |
| | 12 | Oil Seed, Oleagi Fruits; Miscell Grain, Seed, Fruit Etc | 6.84 | 145.98 | 2033.62 | |
| | 30 | Pharmaceutical Products | 51.37 | 55.31 | 7.66 | |
| | 84 | Nuclear Reactors, Boilers, Mchy & Mech Appliance; Parts | 53.88 | 53.46 | -0.78 | |
| | 10 | Cereals | 27.04 | 52.60 | 94.53 | |
| | 11 | Prod Mill Indust; Malt; Starches; Inulin; Wheat Gluten | 18.77 | 49.32 | 162.82 | |
| | 72 | Iron And Steel | 33.18 | 36.80 | 10.92 | |
| | 25 | Salt; Sulphur; Earth & Ston; Plastering Mat; Lime & Cem | 39.46 | 33.18 | -15.93 | |
| | 73 | Articles Of Iron Or Steel | 18.71 | 25.92 | 38.54 | |
| | 39 | Plastics And Articles Thereof | 13.71 | 18.34 | 33.80 | |
| | 15 | Animal/Veg Fats & Oils & Their Cleavage Products; Etc | 14.23 | 14.03 | -1.42 | |
| | 17 | Sugars And Sugar Confectionery | 10.98 | 13.82 | 25.88 | |
| | 31 | Fertilisers | 10.49 | 13.77 | 31.31 | |
| | 63 | Other Made Up Textile Articles; Sets; Worn Clothing Etc | 17.43 | 12.68 | -27.25 | |
| | 48 | Paper & Paperboard; Art Of Paper Pulp, Paper/Paperboard | 10.74 | 11.89 | 10.72 | |
| | 40 | Rubber And Articles Thereof | 8.17 | 9.33 | 14.21 | |
| | 70 | Glass And Glassware | 9.93 | 7.89 | -20.49 | |
| | 38 | Miscellaneous Chemical Products | 6.90 | 5.92 | -14.16 | |
| | 21 | Miscellaneous Edible Preparations | 68.20 | 2.61 | -96.17 | |
| | 64 | Footwear, Gaiters And The Like; Parts Of Such Articles | 6.36 | 2.34 | -63.22 | |
| | | 4 digits | | | | |
| | | 2710 | Petroleum Oils, Etc, (Excl. Crude); Preparations Thereof, Nes | 150.44 | 155.03 | 3.05 |
| | | 3004 | Medicaments Of Mixed Or Unmixed Products, For Retail Sale | 38.74 | 40.37 | 4.23 |
| | | 2523 | Portland Cement, Aluminous Cement, Persulphate Cement, Etc | 35.27 | 29.53 | -16.27 |
| | | 1005 | Maize(Corn) | 14.78 | 25.95 | 75.59 |
| | | 1001 | Milk And Cream, Not Concentrated Or Sweetened | 7.27 | 17.63 | 142.65 |
| | | 7210 | Rolled Iron Or Non-Alloy Steel, >=600Mm Wide, Clad, Plated Or Coated | 14.91 | 14.34 | -3.81 |
| | | 1107 | Malt | 12.98 | 13.21 | 1.77 |
| | | 1701 | Cane Or Beet Sugar And Chemically Pure Sucrose, In Solid Form | 9.77 | 12.48 | 27.74 |
| | | 3002 | Human Blood; Animal Blood; Antisera, Etc; Vaccines, Toxins, Etc | 8.81 | 11.58 | 31.53 |
| | | 3105 | Mineral Or Chemical Fertilizers, Nes; Other Fertilizers; Goods =<10Kg | 6.57 | 10.52 | 60.03 |
| | | 7214 | Iron/Steel Bars And Rods, Forged, Etc (Incl. Twisted), Uncoiled | 7.49 | 10.38 | 38.64 |
| | | 1511 | PalM Oil And Its Fractions | 9.98 | 8.59 | -13.98 |
| | | 4011 | New Pneumatic Tyres, Of Rubber | 6.36 | 6.71 | 5.63 |
| | | 7308 | Iron/Steel Structures And Parts Thereof; Plates, Rods... Therefor | 6.30 | 6.48 | 2.84 |
| | | 7010 | Carboys, Bottles, Flasks... Ampoules, Etc; Stoppers, Lids..., Of Glass | 7.91 | 5.66 | -28.45 |
| | | 2714 | Bitumen And Asphalt, Natural; Bituminous Or Oil Shale...; Asphaltites... | 16.48 | 5.47 | -66.79 |
| 8422 | | Dish Washing Machines; Machinery For Cleaning..., Filling..., Aerating | 9.88 | 3.09 | -68.75 | |
| 6304 | | Other Furnishing Articles, Nes (Excl. Of 94.04) | 10.17 | 2.83 | -72.17 | |
| 8429 | | Self-Propelled Bulldozers, Angledozers, Graders, Levellers, Etc | 7.87 | 2.44 | -69.00 | |
| 2106 | Food Preparations Not Elsewhere Specified Or Included | 67.42 | 1.45 | -97.84 | | |
| Tanzania | 2 digits | | | | | |
| | 27 | Mineral Fuels, Oils & Product Of Their Distillation; Etc | 3,596.82 | 3,827.65 | 6.42 | |
| | 84 | Nuclear Reactors, Boilers, Mchy & Mech Appliance; Parts | 1,343.65 | 1,171.53 | -12.81 | |
| | 87 | Vehicles O/T Railw/Tranw Rool-Stock, Pts & Accessories | 1,023.47 | 1,127.14 | 10.13 | |
| | 85 | Electrical Mchy Equip Parts Thereof; Sound Recorder Etc | 711.37 | 743.94 | 4.58 | |
| | 10 | Cereals | 470.70 | 471.67 | 0.20 | |
| | 39 | Plastics And Articles Thereof | 430.82 | 467.24 | 8.45 | |
| | 72 | Iron And Steel | 394.47 | 426.22 | 8.05 | |
| | 15 | Animal/Veg Fats & Oil & Their Cleavage Products; Etc | 317.68 | 297.96 | -6.21 | |
| | 73 | Articles Of Iron And Steel | 251.48 | 246.15 | -2.12 | |
| | 40 | Rubber And Articles Thereof | 193.60 | 227.04 | 17.27 | |
| | 30 | Pharmaceutical Products | 271.09 | 214.85 | -20.75 | |
| | 17 | Sugars And Sugar Confectionery | 125.99 | 183.79 | 45.88 | |
| | 89 | Ships, Boats And Floating Structures | 49.60 | 162.63 | 227.87 | |
| | 31 | Fertilisers | 203.54 | 148.89 | -26.85 | |
| | 90 | Optical, Photo, Cine, Meas, Checking, Precision, Etc | 128.48 | 138.53 | 7.82 | |
| | 48 | Paper & Paperboard; Art Of Paper Pulp, Paper/Paperboard | 116.43 | 122.69 | 5.37 | |
| | 38 | Miscellaneous Chemical Products | 102.66 | 118.29 | 15.22 | |
| 28 | Inorgn Chem; Compds Of Prec Met, Radioact Elements Etc | 92.78 | 114.56 | 23.48 | | |
| 25 | Salt; Sulphur; Earth & Ston; Plastering Mat; Lime & Cem | 93.33 | 112.49 | 20.54 | | |
| 63 | Other Made Up Textile Articles; Sets; Worn Clothing Etc | 87.67 | 95.67 | 9.12 | | |

Table 6c: Twenty major imports of EAC countries for 2012 compared to 2011 (in US\$ million)

| Country | Hs Level | Description of Goods | 2011 | 2012 | % change |
|----------|----------|--|----------|----------|----------|
| Tanzania | 4 digits | | | | |
| | 2710 | Petroleum Oils And Oils Obtained From Bituminous Minerals,Other Than Crude | 2,154.88 | 3,517.81 | 63.25 |
| | 1001 | Wheat And Meslin | 291.94 | 404.38 | 38.51 |
| | 1511 | Palm Oil And Its Fractions Wheather Or Not Refined Not Chemically Modified | 173.46 | 274.56 | 58.28 |
| | 8704 | Motor Vehicles For The Transport Of Goods | 229.18 | 269.97 | 17.80 |
| | 8703 | Motor Cars And Other Motor Vehicles For The Transport Of Persons | 304.68 | 260.79 | -14.40 |
| | 7208 | Hot-Rolled Iron Or Non-Alloy Steel, >=600Mm Wide | 173.60 | 232.11 | 33.71 |
| | 8431 | Parts Suitable For Use With The Machinery Of 84.25 To 84.30 | 112.09 | 208.43 | 85.95 |
| | 8517 | Electrical Apparatus For Line Telephony Or Line Telegraphy | 126.33 | 201.69 | 59.66 |
| | 8411 | Turbo-Jets, Turbo-Propellers And Other Gas Turbines | 1.28 | 183.30 | 14259.76 |
| | 3901 | Polymers Of Ethylene, In Primary Forms | 176.31 | 168.42 | -4.47 |
| | 8701 | Tractors (Excl. Tractors Of 87.09) | 93.64 | 165.73 | 76.97 |
| | 3004 | Medicaments Of Mixed Or Unmixed Products, For Retail Sale | 105.95 | 158.14 | 49.27 |
| | 8429 | Self-Propelled Bulldozers, Angledozer, Graders, Levellers, Etc | 108.28 | 155.68 | 43.77 |
| | 4011 | New Pneumatic Tyres, Of Rubber | 128.36 | 140.81 | 9.70 |
| | 1701 | Cane Or Beet Sugar And Chemically Pure Sucrose, In Solid Form | 81.28 | 112.70 | 38.66 |
| | 8502 | Electric Generating Sets And Rotary Converters | 48.90 | 109.90 | 124.75 |
| | 3105 | Mineral Or Chemical Fertilizers, Nes; Other Fertilizers; Goods =<10Kg | 57.60 | 106.86 | 85.52 |
| | 3902 | Polymers Of Propylene Or Of Other Olefins, In Primary Forms | 81.71 | 84.88 | 3.88 |
| | 3102 | Mineral Or Chemical Fertilizers, Nitrogenous | 70.73 | 81.60 | 15.37 |
| | 8702 | Public-Transport Type Passenger Motor Vehicles | 92.97 | 75.87 | -18.39 |

Source: Partner States' Revenue Authorities

Table 7a: Intra-EAC Domestic Exports of the major twenty products, 2011 (US\$, million)

| Partner State | Country of Destination | Hs Level | Description of Goods | 2011 |
|---------------|------------------------|---|---|-------|
| Uganda | Kenya | 2 digits | | |
| | | 09 | Coffee, Tea, Mate And Spices | 74.14 |
| | | 07 | Edible Vegetables And Certain Roots And Tubers | 17.14 |
| | | 10 | Cereals | 15.61 |
| | | 04 | Dairy Prod; Birds' Eggs; Natural Honey; Edible Prod Nes | 13.14 |
| | | 23 | Residues & Waste From The Food Indust; Prepr Ani Fodder | 10.65 |
| | | 24 | Tobacco And Manufactured Tobacco Substitutes | 8.87 |
| | | 12 | Oil Seed, Oleagi Fruits; Miscell Grain, Seed, Fruit Etc | 8.76 |
| | | 27 | Mineral Fuels, Oils & Product Of Their Distillation; Etc | 7.75 |
| | | 52 | Cotton | 6.22 |
| | | 15 | Animal/Veg Fats & Oils & Their Cleavage Products; Etc | 5.10 |
| | | 72 | Iron And Steel | 4.74 |
| | | 84 | Nuclear Reactors, Boiliers, Mchy & Mech Appliance; Parts | 3.67 |
| | | 41 | Raw Hides And Skins (Other Than Furskins) And Leather | 2.29 |
| | | 44 | Wood And Articles Of Wood; Wood Charcoal | 2.01 |
| | | 03 | Fish & Crustacean, Mollusc & Other Aquatic Invertebrate | 1.57 |
| | | 48 | Paper & Paperboard; Art Of Paper Pulp, Paper/Paperboard | 1.41 |
| | | 63 | Other Made Up Textile Articles; Sets; Worn Clothing Etc | 1.36 |
| | | 85 | Electrical Mchy Equip Parts Thereof; Sound Recorder Etc | 1.26 |
| | | 11 | Prod Mill Indust; Malt; Starches; Inulin; Wheat Gluten | 1.22 |
| | 64 | Footwear, Gaiters And The Like; Parts Of Such Articles | 0.92 | |
| | | 4 digits | | |
| | | 0902 | Tea | 71.87 |
| | | 0713 | Dried Leguminous Vegetables, Shelled | 14.45 |
| | | 1005 | Maize(Corn) | 14.35 |
| | | 2401 | Unmanufactured Tobacco; Tobacco Refuse | 8.86 |
| | | 0402 | Milk And Cream, Concentrated Or Sweetened | 7.83 |
| | | 2716 | Electrical Energy | 7.72 |
| | | 5203 | Cotton, Carded Or Combed | 6.02 |
| | | 1207 | Other Oil Seeds And Oleaginous Fruits | 5.19 |
| | | 0401 | Milk And Cream, Not Concentrated Or Sweetened | 5.18 |
| | | 2302 | Brans, Sharps And Other Residues, Derived From Working Of Ceareals, Etc | 3.92 |
| | | 7217 | Wire Of Iron Or Non-Alloy Steel | 3.54 |
| | | 8458 | Lathes For Removing Metal | 3.00 |
| | | 2304 | Oil-Cake And Other Solid Residues, Of Soya-Bean | 2.70 |
| | | 0708 | Leguminous Vegetables, Shelled Or Unshelled, Fresh Or Chilled | 2.65 |
| | | 1208 | Flours And Meals Of Oil Seeds Or Oleaginous Fruits (Excl. Mustard) | 2.54 |
| | | 1516 | Animal Or Vegetable Fats And Oils And Fractions, Hydrogenated, Etc | 2.49 |
| | | 2306 | Oil-Cake And Other Solid Residues, Of Vegetable Fats | 2.48 |
| | | 0901 | Coffee; Coffee Husks And Skins; Coffee Substitutes Containing Coffee | 2.23 |
| | | 4410 | Particle Board And Similar Board Of Wood Or Other Ligneous Materials | 1.73 |
| | | 2301 | Flours, Etc, Of Meat, Fish, Etc, Unfit For Human Cosumption; Greaves | 1.43 |
| | Tanzania | 2 digits | | |
| | | 27 | Mineral Fuels, Oils & Product Of Their Distillation; Etc | 7.71 |
| | | 15 | Animal/Veg Fats & Oils & Their Cleavage Products; Etc | 7.31 |
| | | 34 | Soap, Organic Surface-Active Agents, Washing Prep, Etc | 3.88 |
| | | 72 | Iron And Steel | 2.14 |
| | | 33 | Essential Oils & Resinoids; Perf, Cosmetic/Toilet Prep | 2.12 |
| | | 17 | Sugars And Sugar Confectionery | 1.16 |
| | | 24 | Tobacco And Manufactured Tobacco Substitutes | 1.03 |
| | | 63 | Other Made Up Textile Articles; Sets; Worn Clothing Etc | 0.95 |
| | | 23 | Residues & Waste From The Food Indust; Prepr Ani Fodder | 0.87 |
| | | 52 | Cotton | 0.49 |
| | | 04 | Dairy Prod; Birds' Eggs; Natural Honey; Edible Prod Nes | 0.46 |
| | | 48 | Paper & Paperboard; Art Of Paper Pulp, Paper/Paperboard | 0.37 |
| | | 12 | Oil Seed, Oleagi Fruits; Miscell Grain, Seed, Fruit Etc | 0.36 |
| | | 84 | Nuclear Reactors, Boiliers, Mchy & Mech Appliance; Parts | 0.31 |
| | | 01 | Live Animals | 0.28 |
| | | 85 | Electrical Mchy Equip Parts Thereof; Sound Recorder Etc | 0.23 |
| | | 39 | Plastics And Articles Thereof | 0.22 |
| | 73 | Articles Of Iron Or Steel | 0.18 | |
| | 20 | Prep Of Vegetable, Fruit, Nuts Or Other Parts Of Plants | 0.17 | |
| | 22 | Beverages, Spirits And Vinegar | 0.12 | |

Table 7a: Intra-EAC Domestic Exports of the major twenty products, 2011 (US\$, million)

| Partner State | Country of Destination | Hs Level | Description of Goods | 2011 | |
|---------------|---|---|---|---|-------|
| Uganda | Tanzania | 4 digits | | | |
| | | 2716 | Electrical Energy | 7.52 | |
| | | 1516 | Animal Or Vegetable Fats And Oils And Fractions, Hydrogenated, Etc | 5.43 | |
| | | 3401 | Soap; Organic Surface-Active Products In Bars, Etc; Paper With Soap,Etc | 3.82 | |
| | | 3304 | Beauty, Make-Up, Skin-Care (Incl. Suntan), Manicure... Preparations | 2.11 | |
| | | 7210 | Rolled Iron Or Non-Alloy Steel, >=600Mm Wide, Clad, Plated Or Coated | 1.71 | |
| | | 1511 | Palm Oil And Its Fractions | 1.42 | |
| | | 1701 | Cane Or Beet Sugar And Chemically Pure Sucrose, In Solid Form | 1.16 | |
| | | 2401 | Unmanufactured Tobacco; Tobacco Refuse | 0.98 | |
| | | 2304 | Oil-Cake And Other Solid Residues, Of Soya-Bean | 0.83 | |
| | | 6305 | Sacks And Bags, Used For Packing Goods | 0.79 | |
| | | 5203 | Cotton, Carded Or Combed | 0.49 | |
| | | 1512 | Sunflower-Seed, Safflower Or Cotton-Seed Oil And Their Fractions | 0.46 | |
| | | 4819 | Cartons, Boxes, Etc; Box Files, Etc, Of Paper, Paperboard, Etc | 0.36 | |
| | | 0401 | Milk And Cream, Not Concentrated Or Sweetened | 0.31 | |
| | | 0105 | Live Poultry | 0.28 | |
| | | 7216 | Angles, Shapes And Sections Of Iron Or Non-Alloy Steel | 0.22 | |
| | | 8504 | Electrical Transformers, Static Converters And Inductors | 0.22 | |
| | | 1207 | Other Oil Seeds And Oleaginous Fruits | 0.21 | |
| | 2712 | Petroleum Jelly; Paraffin Wax... And Other Mineral Waxes, Etc | 0.19 | | |
| | 2009 | Fruit Juices (Incl. Grape Must) And Vegetable Juices, Unfermented | 0.17 | | |
| | Rwanda | | 2 digits | | |
| | | | 15 | Animal/Veg Fats & Oils & Their Cleavage Products; Etc | 45.50 |
| | | | 25 | Salt; Sulphur; Earth & Ston; Plastering Mat; Lime & Cem | 41.41 |
| | | | 34 | Soap, Organic Surface-Active Agents, Washing Prep, Etc | 13.33 |
| | | | 72 | Iron And Steel | 12.21 |
| | | | 17 | Sugars And Sugar Confectionery | 9.59 |
| | | | 03 | Fish & Crustacean, Mollusc & Other Aquatic Invertebrate | 6.11 |
| | | | 73 | Articles Of Iron Or Steel | 5.86 |
| | | | 48 | Paper & Paperboard; Art Of Paper Pulp, Paper/Paperboard | 3.59 |
| | | | 32 | Tanning/Dyeing Extract; Tannins & Derivs; Pigm Etc | 3.58 |
| | | | 39 | Plastics And Articles Thereof | 3.16 |
| | | | 56 | Wadding, Felt & Nonwoven; Yarns; Twine, Cordage, Etc | 2.34 |
| | | | 19 | Prep Of Cereal, Flour, Starch/Milk; Pastrycooks' Prod | 2.16 |
| | | | 22 | Beverages, Spirits And Vinegar | 1.97 |
| | | | 44 | Wood And Articles Of Wood; Wood Charcoal | 1.87 |
| | | | 33 | Essential Oils & Resinoids; Perf, Cosmetic/Toilet Prep | 1.87 |
| | | | 84 | Nuclear Reactors, Boilers, Mchy & Mech Appliance; Parts | 1.56 |
| | 64 | Footwear, Gaiters And The Like; Parts Of Such Articles | 1.04 | | |
| 20 | Prep Of Vegetable, Fruit, Nuts Or Other Parts Of Plants | 0.84 | | | |
| 49 | Printed Books, Newspapers, Pictures & Other Product Etc | 0.79 | | | |
| 27 | Mineral Fuels, Oils & Product Of Their Distillation; Etc | 0.77 | | | |
| | | 4 digits | | | |
| | | 2523 | Portland Cement, Aluminous Cement, Persulphate Cement, Etc | 41.28 | |
| | | 1516 | Animal Or Vegetable Fats And Oils And Fractions, Hydrogenated, Etc | 23.12 | |
| | | 1511 | Palm Oil And Its Fractions | 21.84 | |
| | | 3401 | Soap; Organic Surface-Active Products In Bars, Etc; Paper With Soap | 11.71 | |
| | | 1701 | Cane Or Beet Sugar And Chemically Pure Sucrose, In Solid Form | 9.39 | |
| | | 7214 | Iron/Steel Bars And Rods, Forged, Etc (Incl. Twisted), Uncoiled | 3.73 | |
| | | 7306 | Other Tubes, Pipes And Hollow Profiles Of Iron Or Steel, Welded, Nes | 3.60 | |
| | | 3208 | Paints And Varnishes Based On Polymers In A Non-Aqueous Medium | 3.39 | |
| | | 7208 | Hot-Rolled Iron Or Non-Alloy Steel, >=600Mm Wide | 3.34 | |
| | | 0304 | Fish Fillets And Other Fish Meat, Fresh, Chilled Or Frozen | 2.69 | |
| | | 5601 | Wadding Of Textile Materials And Articles Thereof; Textile Fibres | 2.32 | |
| | | 7216 | Angles, Shapes And Sections Of Iron Or Non-Alloy Steel | 2.30 | |
| | | 4819 | Cartons, Boxes, Etc; Box Files, Etc, Of Paper, Paperboard, Etc | 2.18 | |
| | | 1905 | Bread, Pastry, Cakes, Etc; Communion Wafers, Rice Paper, Etc | 2.16 | |
| | | 0307 | Molluscs And Aquatic Invertebrates, Nes | 2.13 | |
| | | 3917 | Tubes, Pipes And Hoses, And Fittings Therefor, Of Plastics | 1.91 | |
| 2208 | Undenatured Ethyl Alcohol Of An Alcoholic Strength <80%; Spirits, Etc | 1.73 | | | |
| 7314 | Cloth, Grill, Netting And Fencing Of Iron/Steel Wire; Expanded Metal | 1.72 | | | |
| 3304 | Beauty, Make-Up, Skin-Care (Incl. Suntan), Manicure... Preparations | 1.67 | | | |
| 7210 | Rolled Iron Or Non-Alloy Steel, >=600Mm Wide, Clad | 1.48 | | | |

Table 7a: Intra-EAC Domestic Exports of the major twenty products, 2011 (US\$, million)

| Partner State | Country of Destination | Hs Level | Description of Goods | 2011 | |
|---------------|---|--|---|--|------|
| Uganda | Burundi | 2 digits | | | |
| | | 72 | Iron And Steel | 7.38 | |
| | | 15 | Animal/Veg Fats & Oils & Their Cleavage Products; Etc | 5.94 | |
| | | 25 | Salt; Sulphur; Earth & Ston; Plastering Mat; Lime & Cem | 4.07 | |
| | | 48 | Paper & Paperboard; Art Of Paper Pulp, Paper/Paperboard | 3.39 | |
| | | 24 | Tobacco And Manufactured Tobacco Substitutes | 1.87 | |
| | | 73 | Articles Of Iron Or Steel | 1.82 | |
| | | 39 | Plastics And Articles Thereof | 1.49 | |
| | | 44 | Wood And Articles Of Wood; Wood Charcoal | 1.12 | |
| | | 01 | Live Animals | 0.86 | |
| | | 10 | Cereals | 0.83 | |
| | | 32 | Tanning/Dyeing Extract; Tannins & Derivs; Pigm Etc | 0.82 | |
| | | 30 | Pharmaceutical Products | 0.62 | |
| | | 64 | Footwear, Gaiters And The Like; Parts Of Such Articles | 0.46 | |
| | | 33 | Essential Oils & Resinoids; Perf, Cosmetic/Toilet Prep | 0.46 | |
| | | 84 | Nuclear Reactors, Boilers, Mchy & Mech Appliance; Parts | 0.41 | |
| | | 19 | Prep Of Cereal, Flour, Starch/Milk; Pastrycooks' Prod | 0.36 | |
| | | 63 | Other Made Up Textile Articles; Sets; Worn Clothing Etc | 0.36 | |
| | | 62 | Art Of Apparel & Clothing Access, Not Knitted/Crocheted | 0.30 | |
| | 34 | Soap, Organic Surface-Active Agents, Washing Prep, Etc | 0.29 | | |
| | 07 | Edible Vegetables And Certain Roots And Tubers | 0.29 | | |
| | | | 4 digits | | |
| | | | 7210 | Rolled Iron Or Non-Alloy Steel, >=600Mm Wide, Clad | 5.46 |
| | | | 2523 | Portland Cement, Aluminous Cement, Persulphate Cement, Etc | 4.07 |
| | | | 1516 | Animal Or Vegetable Fats And Oils And Fractions, Hydrogenated, Etc | 4.07 |
| | | | 4820 | Registers, Account Books, Etc; Albums For Samples, Of Paper | 3.10 |
| | | | 2401 | Unmanufactured Tobacco; Tobacco Refuse | 1.87 |
| | | | 1511 | Palm Oil And Its Fractions | 1.82 |
| | | | 7214 | Iron/Steel Bars And Rods, Forged, Etc (Incl. Twisted), Uncoiled | 1.35 |
| | | | 7306 | Other Tubes, Pipes And Hollow Profiles Of Iron Or Steel, Welded, Nes | 1.32 |
| | | | 3923 | Articles For The Of Goods, Of Plastics; Stoppers, Etc, Of Plastics | 1.13 |
| | | | 1005 | Maize(Corn) | 0.83 |
| | | | 3208 | Paints And Varnishes Based On Polymers In A Non-Aqueous Medium | 0.79 |
| | | | 0102 | Live Bovine Animals | 0.72 |
| | | | 3003 | Medicaments With >=2 Constituents Mixed Together | 0.52 |
| | | | 4412 | Plywood, Veneered Panels And Similar Laminated Wood | 0.49 |
| | | | 3304 | Beauty, Make-Up, Skin-Care (Incl. Suntan), Manicure... Preparations | 0.44 |
| | | | 7216 | Angles, Shapes And Sections Of Iron Or Non-Alloy Steel | 0.44 |
| | | | 4403 | Wood In The Rough Or Roughly Squared | 0.42 |
| | | 6402 | Other Footwear With Outer Soles And Uppers Of Rubber Or Plastics | 0.36 | |
| | | 1905 | Bread, Pastry, Cakes, Etc; Communion Wafers, Rice Paper, Etc | 0.36 | |
| | | 7317 | Nails, Tacks, Drawing Pins, Corrugated Nails... Of Iron Or Steel | 0.33 | |
| Rwanda | Kenya | 2 digits | | | |
| | | 09 | Coffee, tea, mate and spices | 54.40 | |
| | | 41 | Raw hides and skins (other than furskins) and leather | 3.16 | |
| | | 63 | Other made up textile articles; sets; worn clothing and worn textile articles | 0.31 | |
| | | 72 | Iron and steel | 0.31 | |
| | | 07 | Edible vegetables and certain roots and tubers | 0.28 | |
| | | 84 | Nuclear reactors, boilers, machinery and mechanical appliances; parts thereof | 0.15 | |
| | | 23 | Residues and waste from the food industries; prepared animal fodder | 0.07 | |
| | | 73 | Articles of iron or steel | 0.06 | |
| | | 25 | Salt; sulphur; earths and stone; plastering materials, lime and cement | 0.06 | |
| | | 87 | Vehicles other than railway or tramway rolling stock, and parts and accessories thereof | 0.04 | |
| | | 85 | Electrical machinery and equipment and parts thereof; sound recorders and reproducers | 0.04 | |
| | | 30 | Pharmaceutical products | 0.02 | |
| | | 10 | Cereals | 0.01 | |
| | | 44 | Wood and articles of wood; wood charcoal | 0.01 | |
| | | 94 | Furniture; bedding, mattresses, mattress supports, cushions and similar stuffed furnishings | 0.01 | |
| | | 61 | Articles of apparel and clothing accessories, knitted or crocheted | 0.01 | |
| | | 24 | Tobacco and manufactured tobacco substitutes | 0.00 | |
| 40 | Rubber and articles thereof | 0.00 | | | |
| 49 | Printed books, newspapers, pictures and other products of the printing industry | 0.00 | | | |
| 96 | Miscellaneous manufactured articles | 0.00 | | | |

Table 7a: Intra-EAC Domestic Exports of the major twenty products, 2011 (US\$, million)

| Partner State | Country of Destination | Hs Level | Description of Goods | 2011 | |
|---------------|--|--|---|-------|--|
| Rwanda | Kenya | 4 digits | | | |
| | | 0902 | Tea, whether or not flavoured. | 52.72 | |
| | | 4101 | Raw hides and skins of bovine (including buffalo) or equine animals (fresh, or salted | 2.94 | |
| | | 0901 | Coffee, whether or not roasted or decaffeinated; coffee husks and skins; coffee substit | 1.68 | |
| | | 6309 | Worn clothing and other worn articles. | 0.31 | |
| | | 7214 | Other bars and rods of iron or non-alloy steel, not further worked than forged, hot-roll | 0.30 | |
| | | 0708 | Leguminous vegetables, shelled or unshelled, fresh or chilled. | 0.27 | |
| | | 4106 | Tanned or crust hides and skins of other animals, without wool or hair on, whether or n | 0.14 | |
| | | 8466 | Parts and accessories suitable for use solely or principally with the machines of headin | 0.09 | |
| | | 2302 | Bran, sharps and other residues, whether or not in the form of pellets, derived from the | 0.07 | |
| | | 7308 | Structures (excluding prefabricated buildings of heading 94.06) and parts of structures | 0.06 | |
| | | 4103 | Other raw hides and skins (fresh, or salted, dried, limed, pickled or otherwise preserve | 0.04 | |
| | | 4105 | Tanned or crust skins of sheep or lambs, without wool on, whether or not split, but not | 0.04 | |
| | | 2530 | Mineral substances not elsewhere specified or included. | 0.04 | |
| | | 8410 | Hydraulic turbines, water wheels, and regulators therefor. | 0.03 | |
| | | 8507 | Electric accumulators, including separators therefor, whether or not rectangular (includ | 0.03 | |
| | | 8431 | Parts suitable for use solely or principally with the machinery of headings 84.25 to 84. | 0.03 | |
| | | 8703 | Motor cars and other motor vehicles principally designed for the transport of persons (o | 0.03 | |
| | | 2506 | Quartz (other than natural sands); quartzite, whether or not roughly trimmed or merely c | 0.02 | |
| | 3004 | Medicaments (excluding goods of heading 30.02, 30.05 or 30.06) consisting of mixed or un | 0.02 | | |
| | 1001 | Wheat and meslin. | 0.01 | | |
| | | Tanzania | 2 digits | | |
| | 73 | | Articles of iron or steel | 0.29 | |
| | 07 | | Edible vegetables and certain roots and tubers | 0.21 | |
| | 31 | | Fertilisers | 0.19 | |
| | 85 | | Electrical machinery and equipment and parts thereof; sound recorders and reproducers | 0.11 | |
| | 63 | | Other made up textile articles; sets; worn clothing and worn textile articles; rags | 0.08 | |
| | 84 | | Nuclear reactors, boilers, machinery and mechanical appliances; parts thereof | 0.05 | |
| | 96 | | Miscellaneous manufactured articles | 0.05 | |
| | 72 | | Iron and steel | 0.03 | |
| | 20 | | Preparations of vegetables, fruit, nuts or other parts of plants | 0.02 | |
| | 41 | | Raw hides and skins (other than furskins) and leather | 0.02 | |
| | 22 | | Beverages, spirits and vinegar | 0.02 | |
| | 87 | | Vehicles other than railway or tramway rolling stock, and parts and accessories thereof | 0.01 | |
| | 33 | | Essential oils and resinoids; perfumery, cosmetic or toilet preparations | 0.01 | |
| | 32 | | Tanning or dyeing extracts; tannins and their derivatives; dyes, pigments and other colouring m | 0.01 | |
| | 34 | | Soap, organic surface-active agents, washing preparations, lubricating preparations, artificial | 0.00 | |
| | 94 | | Furniture; bedding, mattresses, mattress supports, cushions and similar stuffed furnishings | 0.00 | |
| | 47 | | Pulp of wood or of other fibrous cellulosic material; recovered (waste and scrap) | 0.00 | |
| 82 | Tools, implements, cutlery, spoons and forks, of base metal; parts thereof of base metal | | 0.00 | | |
| 09 | Coffee, tea, mate and spices | 0.00 | | | |
| 64 | Footwear, gaiters and the like; parts of such articles | 0.00 | | | |
| | | 4 digits | | | |
| 7308 | Structures (excluding prefabricated buildings of heading 94.06) and parts of structures | 0.29 | | | |
| 0701 | Potatoes, fresh or chilled. | 0.20 | | | |
| 3105 | Mineral or chemical fertilisers containing two or three of the fertilising elements nitr | 0.19 | | | |
| 8502 | Electric generating sets and rotary converters. | 0.09 | | | |
| 6309 | Worn clothing and other worn articles. | 0.06 | | | |
| 8473 | Parts and accessories (other than covers, carrying cases and the like) suitable for use | 0.05 | | | |
| 9605 | Travel sets for personal toilet, sewing or shoe or clothes cleaning. | 0.05 | | | |
| 7204 | Ferrous waste and scrap; remelting scrap ingots of iron or steel. | 0.03 | | | |
| 2009 | Fruit juices (including grape must) and vegetable juices, unfermented and not containing | 0.02 | | | |
| 4101 | Raw hides and skins of bovine (including buffalo) or equine animals (fresh, or salted, d | 0.02 | | | |
| 8504 | Electrical transformers, static converters (for example, rectifiers) and inductors. | 0.02 | | | |
| 2203 | Beer made from malt. | 0.02 | | | |
| 6302 | Bed linen, table linen, toilet linen and kitchen linen. | 0.02 | | | |
| 8701 | Tractors (other than tractors of heading 87.09). | 0.01 | | | |
| 3208 | Paints and varnishes (including enamels and lacquers) based on synthetic polymers | 0.01 | | | |
| 3307 | Pre-shave, shaving or after-shave preparations, personal deodorants, bath preparations, | 0.01 | | | |
| 0710 | Vegetables (uncooked or cooked by steaming or boiling in water), frozen. | 0.00 | | | |
| 0714 | Manioc, arrowroot, salep, Jerusalem artichokes, sweet potatoes and similar roots and tub | 0.00 | | | |
| 9403 | Other furniture and parts thereof. | 0.00 | | | |
| 4707 | Recovered (waste and scrap) paper or paperboard. | 0.00 | | | |

Table 7a: Intra-EAC Domestic Exports of the major twenty products, 2011 (US\$, million)

| Partner State | Country of Destination | Hs Level | Description of Goods | 2011 | |
|---------------|------------------------|--|---|------|--|
| Rwanda | Uganda | 2 digits | | | |
| | | 09 | Coffee, tea, mate and spices | 1.13 | |
| | | 07 | Edible vegetables and certain roots and tubers | 0.93 | |
| | | 72 | Iron and steel | 0.53 | |
| | | 84 | Nuclear reactors, boilers, machinery and mechanical appliances; parts thereof | 0.42 | |
| | | 33 | Essential oils and resinoids; perfumery, cosmetic or toilet preparations | 0.38 | |
| | | 55 | Man-made staple fibres | 0.35 | |
| | | 73 | Articles of iron or steel | 0.34 | |
| | | 41 | Raw hides and skins (other than furskins) and leather | 0.21 | |
| | | 10 | Cereals | 0.15 | |
| | | 85 | Electrical machinery and equipment and parts thereof; sound recorders and reproducers | 0.13 | |
| | | 22 | Beverages, spirits and vinegar | 0.13 | |
| | | 44 | Wood and articles of wood; wood charcoal | 0.10 | |
| | | 82 | Tools, implements, cutlery, spoons and forks, of base metal; parts thereof of base metal | 0.07 | |
| | | 87 | Vehicles other than railway or tramway rolling stock, and parts and accessories thereof | 0.06 | |
| | | 42 | Articles of leather; saddlery and harness; travel goods, handbags and similar containers | 0.05 | |
| | | 27 | Mineral fuels, mineral oils and products of their distillation; bituminous substances | 0.05 | |
| | | 30 | Pharmaceutical products | 0.04 | |
| | | 39 | Plastics and articles thereof | 0.04 | |
| | 32 | Tanning or dyeing extracts; tannins and their derivatives; dyes, pigments and other colouring matter | 0.04 | | |
| | 23 | Residues and waste from the food industries; prepared animal fodder | 0.03 | | |
| | | 4 digits | | | |
| | | 0901 | Coffee, whether or not roasted or decaffeinated; coffee husks and skins; coffee substitutes | 1.11 | |
| | | 0708 | Leguminous vegetables, shelled or unshelled, fresh or chilled. | 0.72 | |
| | | 7204 | Ferrous waste and scrap; remelting scrap ingots of iron or steel. | 0.41 | |
| | | 5512 | Woven fabrics of synthetic staple fibres, containing 85 % or more by weight of synthetic | 0.35 | |
| | | 7308 | Structures (excluding prefabricated buildings of heading 94.06) and parts of structures | 0.31 | |
| | | 3304 | Beauty or make-up preparations and preparations for the care of the skin (other than medicinal) | 0.30 | |
| | | 4101 | Raw hides and skins of bovine (including buffalo) or equine animals (fresh, or salted, dried) | 0.20 | |
| | | 0701 | Potatoes, fresh or chilled. | 0.18 | |
| | | 8429 | Self-propelled bulldozers, angledozers, graders, levellers, scrapers, mechanical shovels | 0.18 | |
| | | 1005 | Maize (corn). | 0.15 | |
| | | 2203 | Beer made from malt. | 0.12 | |
| | | 8471 | Automatic data processing machines and units thereof; magnetic or optical readers, machines | 0.11 | |
| | | 8517 | Electrical apparatus for line telephony or line telegraphy, including line telephone set | 0.08 | |
| | | 3305 | Preparations for use on the hair. | 0.08 | |
| | | 8438 | Machinery, not specified or included elsewhere in this Chapter, for the industrial preparation | 0.07 | |
| | | 4413 | Densified wood, in blocks, plates, strips or profile shapes. | 0.07 | |
| | | 8201 | Hand tools, the following : spades, shovels, mattocks, picks, hoes, forks and rakes; axes | 0.07 | |
| | 7214 | Other bars and rods of iron or non-alloy steel, not further worked than forged, hot-rolled | 0.07 | | |
| | 4202 | Trunks, suit-cases, vanity-cases, executive-cases, brief-cases, school satchels, spectacles | 0.05 | | |
| | 7228 | Other bars and rods of other alloy steel; angles, shapes and sections, of other alloy steel | 0.05 | | |
| | Burundi | 2 digits | | | |
| | | 07 | Edible vegetables and certain roots and tubers | 1.28 | |
| | | 64 | Footwear, gaiters and the like; parts of such articles | 0.88 | |
| | | 22 | Beverages, spirits and vinegar | 0.83 | |
| | | 72 | Iron and steel | 0.34 | |
| | | 33 | Essential oils and resinoids; perfumery, cosmetic or toilet preparations | 0.26 | |
| | | 25 | Salt; sulphur; earths and stone; plastering materials, lime and cement | 0.24 | |
| | | 39 | Plastics and articles thereof | 0.23 | |
| | | 85 | Electrical machinery and equipment and parts thereof; sound recorders and reproducers | 0.18 | |
| | | 63 | Other made up textile articles; sets; worn clothing and worn textile articles; rags | 0.18 | |
| | | 11 | Products of the milling industry; malt; starches; inulin; wheat gluten | 0.17 | |
| | | 01 | Live animals | 0.16 | |
| | | 70 | Ceramic products | 0.10 | |
| | | 94 | Furniture; bedding, mattresses, mattress supports, cushions and similar stuffed furnishings | 0.07 | |
| | | 20 | Preparations of vegetables, fruit, nuts or other parts of plants | 0.07 | |
| | | 04 | Dairy produce; birds' eggs; natural honey; edible products of animal origin | 0.06 | |
| | | 49 | Printed books, newspapers, pictures and other products of the printing industry | 0.06 | |
| | 84 | Nuclear reactors, boilers, machinery and mechanical appliances; parts thereof | 0.06 | | |
| | 10 | Cereals | 0.06 | | |
| | 32 | Tanning or dyeing extracts; tannins and their derivatives; dyes, pigments | 0.03 | | |
| | 69 | Ceramic products | 0.03 | | |

Table 7a: Intra-EAC Domestic Exports of the major twenty products, 2011 (US\$, million)

| Partner State | Country of Destination | Hs Level | Description of Goods | 2011 | | |
|---------------|--|--|--|--|-------|--|
| Rwanda | Burundi | 4 digits | | | | |
| | | 2203 | Beer made from malt. | 0.82 | | |
| | | 6402 | Other footwear with outer soles and uppers of rubber or plastics. | 0.76 | | |
| | | 0713 | Dried leguminous vegetables, shelled, whether or not skinned or split. | 0.73 | | |
| | | 7214 | Other bars and rods of iron or non-alloy steel, not further worked than forged, hot-roll | 0.32 | | |
| | | 0701 | Potatoes, fresh or chilled. | 0.30 | | |
| | | 2523 | Portland cement, aluminous cement, slag cement, supersulphate cement and similar hydraul | 0.22 | | |
| | | 3925 | Builders' ware of plastics, not elsewhere specified or included. | 0.18 | | |
| | | 8501 | Electric motors and generators (excluding generating sets). | 0.18 | | |
| | | 6306 | Tarpaulins, awnings and sunblinds; tents; sails for boats, sailboards or landcraft; camp | 0.16 | | |
| | | 3305 | Preparations for use on the hair. | 0.14 | | |
| | | 1107 | Malt, whether or not roasted. | 0.13 | | |
| | | 0102 | Live bovine animals. | 0.12 | | |
| | | 6404 | Footwear with outer soles of rubber, plastics, leather or composition leather and uppers | 0.12 | | |
| | | 3304 | Beauty or make-up preparations and preparations for the care of the skin (other than med | 0.11 | | |
| | | 0710 | Vegetables (uncooked or cooked by steaming or boiling in water), frozen. | 0.11 | | |
| | | 7010 | Carboys, bottles, flasks, jars, pots, phials, ampoules and other containers, of glass, o | 0.10 | | |
| | | 0708 | Leguminous vegetables, shelled or unshelled, fresh or chilled. | 0.07 | | |
| | | 0714 | Manioc, arrowroot, salep, Jerusalem artichokes, sweet potatoes and similar roots and tub | 0.07 | | |
| 2009 | Fruit juices (including grape must) and vegetable juices, unfermented and not containing | 0.07 | | | | |
| 1005 | Maize (corn). | 0.06 | | | | |
| Kenya | Uganda | 2 digits | | | | |
| | | 25 | Salt; sulphur; earths and stone; plastering materi | 113.57 | | |
| | | 27 | Mineral fuels, mineral oils and products of their | 79.29 | | |
| | | 72 | Iron and steel. | 56.94 | | |
| | | 39 | Plastics and articles thereof. | 46.96 | | |
| | | 22 | Beverages, spirits and vinegar. | 45.53 | | |
| | | 48 | Paper and paperboard; articles of paper pulp, of p | 27.31 | | |
| | | 87 | Vehicles other than railway or tramway rolling-sto | 26.15 | | |
| | | 34 | Soap, organic surface-active agents, washing prepa | 25.82 | | |
| | | 15 | Animal or vegetable fats and oils and their cleava | 25.50 | | |
| | | 30 | Pharmaceutical products. | 25.46 | | |
| | | 17 | Sugars and sugar confectionery. | 20.47 | | |
| | | 70 | Glass and glassware. | 20.08 | | |
| | | 84 | Nuclear reactors, boilers, machinery and mechanica | 17.99 | | |
| | | 73 | Articles of iron or steel. | 15.82 | | |
| | | 31 | Fertilisers. | 14.56 | | |
| | | 28 | Inorganic chemicals; organic or inorganic compound | 13.58 | | |
| | | 24 | Tobacco and manufactured tobacco substitutes. | 13.36 | | |
| | | 76 | Aluminium and articles thereof. | 12.95 | | |
| | | 85 | Electrical machinery and equipment and parts there | 11.75 | | |
| | | 83 | Miscellaneous articles of base metal. | 10.53 | | |
| | | | 4 digits | | | |
| | | | 2523 | Portland cement, aluminous cement, persulphate cem | 86.49 | |
| | | | 2710 | Petroleum oils and oils obtained from bituminous m | 73.33 | |
| | | | 7209 | Cold-rolled iron or non-alloy steel, >=600mm wide | 30.04 | |
| | | | 2203 | Beer made from malt | 24.36 | |
| | | | 3923 | Articles for conveyance or packing of goods, of pl | 22.68 | |
| | | | 2501 | Salt/pure sodium chloride whether or not cont ant- | 20.57 | |
| | | | 3004 | Medicaments of mixed or unmixed products, for reta | 19.93 | |
| | | | 7010 | Carboys, bottles, flasks... Ampoules, etc; stopper | 19.10 | |
| | | | 7210 | Rolled iron or non-alloy steel, >=600mm wide, clad | 18.32 | |
| | | | 1704 | Sugar confectionery (incl. White chocolate), not c | 17.96 | |
| | | | 4819 | Cartons, boxes, etc; box files, etc, of paper, pap | 17.02 | |
| | | | 2207 | Ethyl alcohol, undenatured of >=80% alcohol, denat | 16.61 | |
| | | | 2402 | Cigars, cigarillos, cigarettes, etc, of tobacco or | 13.36 | |
| | 8716 | Trailers and semi-trailers; other vehicles, not ma | 11.78 | | | |
| | 3402 | Non-soap surface-active agents; washing preparatio | 11.16 | | | |
| | 1511 | Palm oil and its fractions wheather or not refined | 11.03 | | | |
| | 3401 | Soap; organic surface-active products in bars, etc | 10.59 | | | |
| | 8309 | Stoppers, caps and lids, capsules for bottles... O | 10.11 | | | |
| | 3105 | Mineral or chemical fertilizers, nes; other ferti | 9.97 | | | |
| | 8702 | Public-transport type passenger motor vehicles | 8.79 | | | |

Table 7a: Intra-EAC Domestic Exports of the major twenty products, 2011 (US\$, million)

| Partner State | Country of Destination | Hs Level | Description of Goods | 2011 | |
|---------------|------------------------|---|--|--|-------|
| Kenya | Tanzania | 2 digits | | | |
| | | 15 | Animal or vegetable fats and oils and their cleava | 69.50 | |
| | | 72 | Iron and steel. | 34.10 | |
| | | 34 | Soap, organic surface-active agents, washing prepa | 32.60 | |
| | | 30 | Pharmaceutical products. | 21.92 | |
| | | 39 | Plastics and articles thereof. | 18.77 | |
| | | 76 | Aluminium and articles thereof. | 17.54 | |
| | | 17 | Sugars and sugar confectionery. | 16.43 | |
| | | 25 | Salt; sulphur; earths and stone; plastering materi | 15.68 | |
| | | 73 | Articles of iron or steel. | 14.69 | |
| | | 87 | Vehicles other than railway or tramway rolling-sto | 13.26 | |
| | | 84 | Nuclear reactors, boilers, machinery and mechanica | 12.10 | |
| | | 83 | Miscellaneous articles of base metal. | 11.96 | |
| | | 70 | Glass and glassware. | 11.80 | |
| | | 63 | Other made up textile articles; sets; worn clothin | 11.62 | |
| | | 85 | Electrical machinery and equipment and parts there | 11.61 | |
| | | 48 | Paper and paperboard; articles of paper pulp, of p | 11.17 | |
| | | 28 | Inorganic chemicals; organic or inorganic compound | 10.79 | |
| | | 64 | Footwear, gaiters and the like; parts of such arti | 9.97 | |
| | | 94 | Furniture; bedding, mattresses, mattress supports, | 7.83 | |
| | 04 | Dairy produce; birds' eggs; natural honey; edible | 7.68 | | |
| | | | 4 digits | | |
| | | | 1511 | Palm oil and its fractions wheather or not refined | 35.00 |
| | | | 3401 | Soap; organic surface-active products in bars, etc | 26.01 |
| | | | 3004 | Medicaments of mixed or unmixed products, for reta | 20.73 |
| | | | 1516 | Animal or vegetable fats and oils and fractions, h | 20.43 |
| | | | 7210 | Rolled iron or non-alloy steel, >=600mm wide, clad | 19.85 |
| | | | 1704 | Sugar confectionery (incl. White chocolate), not c | 15.68 |
| | | | 7615 | Table, kitchen, household and sanitary articles... | 15.56 |
| | | | 1517 | Margarine; edible preparations of animal or vegeta | 12.22 |
| | | | 3923 | Articles for conveyance or packing of goods, of pl | 11.40 |
| | | | 7010 | Carboys, bottles, flasks... Ampoules, etc; stopper | 11.30 |
| | | | 8309 | Stoppers, caps and lids, capsules for bottles... O | 11.05 |
| | | | 2523 | Portland cement, aluminous cement, persulphate cem | 8.34 |
| | | | 2501 | Salt/pure sodium chloride whether or not cont ant- | 7.15 |
| | | | 8716 | Trailers and semi-trailers; other vehicles, not ma | 6.77 |
| | | | 6402 | Other footwear with outer soles and uppers of rubb | 6.68 |
| | | | 6305 | Sacks and bags, used for packing goods | 6.53 |
| | | | 8507 | Electric accumulators (incl. Separators therefor) | 5.29 |
| | | | 4011 | New pneumatic tyres, of rubber | 5.21 |
| | | | 7214 | Iron/steel bars and rods, forged, etc (incl. Twist | 5.19 |
| | | | 4819 | Cartons, boxes, etc; box files, etc, of paper, pap | 4.96 |
| | | Rwanda | 2 digits | | |
| | | | 27 | Mineral fuels, mineral oils and products of their | 17.31 |
| | | | 72 | Iron and steel. | 15.36 |
| | | | 15 | Animal or vegetable fats and oils and their cleava | 10.61 |
| | | | 39 | Plastics and articles thereof. | 9.12 |
| | | | 48 | Paper and paperboard; articles of paper pulp, of p | 7.29 |
| | | | 85 | Electrical machinery and equipment and parts there | 6.26 |
| | | | 49 | Printed books, newspapers, pictures and other prod | 6.10 |
| | | | 30 | Pharmaceutical products. | 5.88 |
| | | | 64 | Footwear, gaiters and the like; parts of such arti | 5.41 |
| | | | 73 | Articles of iron or steel. | 5.38 |
| | | | 24 | Tobacco and manufactured tobacco substitutes. | 4.90 |
| | | | 17 | Sugars and sugar confectionery. | 4.89 |
| | | | 84 | Nuclear reactors, boilers, machinery and mechanica | 4.34 |
| | | | 25 | Salt; sulphur; earths and stone; plastering materi | 3.77 |
| | | | 94 | Furniture; bedding, mattresses, mattress supports, | 2.61 |
| | | | 34 | Soap, organic surface-active agents, washing prepa | 2.43 |
| | | 22 | Beverages, spirits and vinegar. | 2.18 | |
| | | 76 | Aluminium and articles thereof. | 2.05 | |
| | | 32 | Tanning or dyeing extracts; tannins and their deri | 2.02 | |
| | | 38 | Miscellaneous chemical products. | 1.98 | |

Table 7a: Intra-EAC Domestic Exports of the major twenty products, 2011 (US\$, million)

| Partner State | Country of Destination | Hs Level | Description of Goods | 2011 | | |
|---------------|--|--|--|--|--|-------|
| Kenya | Rwanda | 4 digits | | | | |
| | | 2710 | Petroleum oils and oils obtained from bituminous m | 16.72 | | |
| | | 7210 | Rolled iron or non-alloy steel, >=600mm wide, clad | 8.03 | | |
| | | 1511 | Palm oil and its fractions wheather or not refined | 6.99 | | |
| | | 3004 | Medicaments of mixed or unmixed products, for reta | 5.28 | | |
| | | 2402 | Cigars, cigarillos, cigarettes, etc, of tobacco or | 4.90 | | |
| | | 4901 | Printed books, brochures, leaflets and similar pri | 4.89 | | |
| | | 1704 | Sugar confectionery (incl. White chocolate), not c | 4.83 | | |
| | | 4819 | Cartons, boxes, etc; box files, etc, of paper, pap | 4.27 | | |
| | | 8544 | Insulated wire, cable, etc; optical fibre cables | 3.09 | | |
| | | 7208 | Hot-rolled iron or non-alloy steel, >=600mm wide | 2.74 | | |
| | | 8471 | Automatic data processing machines...; magnetic re | 2.67 | | |
| | | 3924 | Tableware, kitchenware... And toilet articles, of | 2.56 | | |
| | | 6401 | Waterproof footwear... | 2.44 | | |
| | | 2501 | Salt/pure sodium chloride whether or not cont ant- | 2.14 | | |
| | | 7306 | Other tubes, pipes and hollow profiles of iron or | 2.11 | | |
| | | 6402 | Other footwear with outer soles and uppers of rubb | 1.96 | | |
| | | 7214 | Iron/steel bars and rods, forged, etc (incl. Twist | 1.96 | | |
| | | 3917 | Tubes, pipes and hoses, and fittings therefor, of | 1.88 | | |
| | 1507 | Soya-bean oil and its fractions | 1.68 | | | |
| | 7216 | Angles, shapes and sections of iron or non-alloy s | 1.62 | | | |
| | Burundi | Burundi | 2 digits | | | |
| | | | 72 | Iron and steel. | 16.24 | |
| | | | 39 | Plastics and articles thereof. | 7.81 | |
| | | | 73 | Articles of iron or steel. | 7.74 | |
| | | | 25 | Salt; sulphur; earths and stone; plastering materi | 2.46 | |
| | | | 15 | Animal or vegetable fats and oils and their cleava | 2.30 | |
| | | | 27 | Mineral fuels, mineral oils and products of their | 2.29 | |
| | | | 85 | Electrical machinery and equipment and parts there | 1.94 | |
| | | | 17 | Sugars and sugar confectionery. | 1.92 | |
| | | | 32 | Tanning or dyeing extracts; tannins and their deri | 1.86 | |
| | | | 34 | Soap, organic surface-active agents, washing prepa | 1.77 | |
| | | | 28 | Inorganic chemicals; organic or inorganic compound | 1.67 | |
| | | | 30 | Pharmaceutical products. | 1.20 | |
| | | | 31 | Fertilisers. | 1.18 | |
| | | | 48 | Paper and paperboard; articles of paper pulp, of p | 0.98 | |
| | | | 96 | Miscellaneous manufactured articles. | 0.94 | |
| | | | 44 | Wood and articles of wood; wood charcoal. | 0.93 | |
| | | | 62 | Articles of apparel and clothing accessories, not | 0.82 | |
| 94 | | | Furniture; bedding, mattresses, mattress supports, | 0.70 | | |
| 83 | | | Miscellaneous articles of base metal. | 0.65 | | |
| 24 | | | Tobacco and manufactured tobacco substitutes. | 0.63 | | |
| Burundi | | | Burundi | 4 digits | | |
| | | | | 7210 | Rolled iron or non-alloy steel, >=600mm wide, clad | 11.63 |
| | | | | 7306 | Other tubes, pipes and hollow profiles of iron or | 5.50 |
| | | 3923 | | Articles for conveyance or packing of goods, of pl | 5.04 | |
| | | 7216 | | Angles, shapes and sections of iron or non-alloy s | 2.36 | |
| | | 2523 | | Portland cement, aluminous cement, persulphate cem | 2.09 | |
| | | 1704 | | Sugar confectionery (incl. White chocolate), not c | 1.92 | |
| | | 2710 | | Petroleum oils and oils obtained from bituminous m | 1.90 | |
| | | 1511 | | Palm oil and its fractions wheather or not refined | 1.26 | |
| | | 3209 | | Paints and varnishes, in an aqueous medium | 1.26 | |
| | | 7208 | | Hot-rolled iron or non-alloy steel, >=600mm wide | 1.24 | |
| | | 8544 | | Insulated wire, cable, etc; optical fibre cables | 1.07 | |
| | | 3924 | | Tableware, kitchenware... And toilet articles, of | 1.00 | |
| | | 3004 | | Medicaments of mixed or unmixed products, for reta | 0.98 | |
| | | 1516 | | Animal or vegetable fats and oils and fractions, h | 0.95 | |
| 3401 | | Soap; organic surface-active products in bars, etc | 0.94 | | | |
| 2809 | | Diphosphorus pentaoxide; phosphoric acid and polyp | 0.90 | | | |
| 7308 | | Iron/steel structures and parts thereof; plates, r | 0.90 | | | |
| 9608 | Ball-point, felt tipped...pens and pencils and art | 0.86 | | | | |
| 4411 | Fibreboard of wood or other ligneous materials | 0.75 | | | | |
| 6214 | Shawls, scarves, mufflers, mantillas, veils and th | 0.72 | | | | |

Table 7a: Intra-EAC Domestic Exports of the major twenty products, 2011 (US\$, million)

| Partner State | Country of Destination | Hs Level | Description of Goods | 2011 | |
|-----------------|---|--|--|--|-------|
| Burundi | Kenya | 2 digits | | | |
| | | 09 | Tea | 5.39 | |
| | | 41 | Raw Hides And Skins (Other Than Furskins) And Leather | 0.51 | |
| | | 72 | Iron And Steel | 0.00 | |
| | | 06 | Live Tree & Other Plant; Bulb, Root; Cut Flowers Etc | 0.00 | |
| | | 4 digits | | | |
| | | 0902 | Tea | 5.39 | |
| | | 4103 | Other Raw Hides And Skins, Fresh Or Preserved, Not Tanned, Nes | 0.48 | |
| | | 4101 | Raw Hides And Skins Of Bovine Or Equine Animals, Not Tanned | 0.03 | |
| | | 4102 | Raw Skins Of Sheep Or Lambs, But Not Tanned | 0.00 | |
| | | 7204 | Ferrous Waste And Scrap; Remelting Scrap Ingots Of Iron Or Steel | 0.00 | |
| | | 0602 | Other Live Plants, Cuttings And Slips, Mushroom Spawn | 0.00 | |
| | Tanzania | 2 digits | 09 | Coffee, Tea, Mate And Spices | 0.019 |
| | | | 25 | SALT; SULPHUR; EARTH & STON; PLASTERING MAT; LIME & CEM | 0.000 |
| | | | 41 | Raw Hides And Skins (Other Than Furskins) And Leather | 0.043 |
| | | | 22 | Beverages, Spirits And Vinegar | 0.003 |
| | | 4 digits | 0902 | Tea | 0.019 |
| | | | 4101 | Raw Hides And Skins Of Bovine Or Equine Animals, Not Tanned | 0.013 |
| | | | 8708 | PARTS AND ACCESSORIES OF THE MOTOR VEHICLES OF 87.01 TO 87.05 | 0.000 |
| | | | 2508 | OTHER CLAYS, ANDALUSITE, KYANITE, ETC; MULLITE; CHAMOTTE OR DINAS EARTHS | 0.000 |
| | | | 2530 | MINERAL SUBSTANCES NOT ELSEWHERE SPECIFIED OR INCLUDED | 0.000 |
| | | | Uganda | 2 digits | 24 |
| | 09 | Coffee, Tea, Mate And Spices | | | 0.08 |
| | 08 | Edible Fruit And Nuts; Peel Of Citrus Fruit Or Melons | | | 3.80 |
| | 41 | Raw Hides And Skins (Other Than Furskins) And Leather | | | 0.00 |
| | 52 | COTTON | | | 0.00 |
| | 28 | INORGN CHEM; COMPDS OF PREC MET, RADIOACT ELEMENTS ETC | | | 0.00 |
| 20 | EDIBLE FRUIT AND NUTS; PEEL OF CITRUS FRUIT OR MELONS | 0.00 | | | |
| 11 | PROD MILL INDUST; MALT; STARCHES; INULIN; WHEAT GLUTEN | 0.00 | | | |
| 4 digits | 2402 | Cigars, Cigarillos, Cigarettes, Etc, Of Tobacco Or Tobacco Substitutes | | 1.23 | |
| | 0901 | Coffee; Coffee Husks And Skins; Coffee Substitutes Containing Coffee | | 0.08 | |
| | 4101 | Raw Hides And Skins Of Bovine Or Equine Animals, Not Tanned | | 0.00 | |
| | 7204 | Ferrous Waste And Scrap; Remelting Scrap Ingots Of Iron Or Steel | | 0.00 | |
| | 0708 | Leguminous Vegetables, Shelled Or Unshelled, Fresh Or Chilled | | 0.00 | |
| 0810 | Other Fruit, Fresh, Nes | 3.80 | | | |
| 1703 | Molasses Resulting From The Extraction Or Refining Of Sugar | 0.00 | | | |

Table 7a: Intra-EAC Domestic Exports of the major twenty products, 2011 (US\$, million)

| Partner State | Country of Destination | Hs Level | Description of Goods | 2011 | |
|---------------|------------------------|--|--|--|-------|
| Tanzania | Kenya | 2 digits | | | |
| | | 63 | Other Made Up Textile Articles; Sets; Worn Clothing Etc | 30.68 | |
| | | 48 | Paper & Paperboard; Art Of Paper Pulp, Paper/Paperboard | 27.09 | |
| | | 84 | Nuclear Reactors, Boilers, Mchy & Mech Appliance; Parts | 19.78 | |
| | | 09 | Coffee, Tea, Mate And Spices | 17.94 | |
| | | 23 | Residues & Waste From The Food Indust; Prepr Ani Fodder | 14.29 | |
| | | 27 | Mineral Fuels, Oils & Product Of Their Distillation; Etc | 13.00 | |
| | | 85 | Electrical Mchy Equip Parts Thereof; Sound Recorder Etc | 11.79 | |
| | | 59 | Impregnated, Coated, Cover/Laminated Textile Fabric Etc | 8.14 | |
| | | 73 | Articles Of Iron And Steel | 6.54 | |
| | | 72 | Iron And Steel | 5.93 | |
| | | 44 | Wood And Articles Of Wood; Wood Charcoal | 5.51 | |
| | | 87 | Vehicles O/T Railw/Tranw Rool-Stock, Pts & Accessories | 5.24 | |
| | | 03 | Fish & Crustacean, Mollusc & Other Aquatic Invertebrate | 5.19 | |
| | | 22 | Beverages, Spirits And Vinegar | 4.40 | |
| | | 07 | Edible Vegetables And Certain Roots And Tubers | 3.93 | |
| | | 52 | Cotton | 3.89 | |
| | | 39 | Plastics And Articles Thereof | 3.30 | |
| | | 11 | Prod Mill Indust; Malt; Starches; Insulin; Wheat Gluten | 3.30 | |
| | 28 | Inorgn Chem; Compds Of Prec Met, Radioact Elements Etc | 2.45 | | |
| | 56 | Wadding, Felt & Nonwoven; Yarns; Twine, Cordage, Etc | 2.37 | | |
| | | | 4 digits | | |
| | | | 6304 | Other Furnishing Articles, Nes (Excl. Of 94.04) | 28.02 |
| | | | 4804 | Uncoated Kraft Paper And Paperboard, In Rolls Or Sheets (Excl. 48.02+03) | 24.59 |
| | | | 0902 | Tea | 16.84 |
| | | | 2306 | Oil-Cake And Other Solid Residues, Of Vegetable Fats | 11.21 |
| | | | 8504 | Electrical Transformers, Static Converters And Inductors | 9.20 |
| | | | 8429 | Self-Propelled Bulldozers, Angledozer, Graders, Levellers, Etc | 9.14 |
| | | | 5906 | Rubberized Textile Fabrics | 8.11 |
| | | | 2711 | Petroleum Gases And Other Gaseous Hydrocarbons | 7.61 |
| | | | 2712 | Petroleum Jelly; Paraffin Wax... And Other Mineral Waxes, Etc | 4.21 |
| | | | 4405 | Wood Wool; Wood Flour | 4.17 |
| | | | 7304 | Tubes, Pipes And Hollow Profiles, Seamless, Of Iron (Excl. Cast), Steel | 3.92 |
| | | | 0305 | Fish, Salted, Dried...; Smoked Fish; Fish Meal Fit For Human Consumption | 3.78 |
| | | | 7210 | Rolled Iron Or Non-Alloy Steel, >=600Mm Wide, Clad, Plated Or Coated | 3.66 |
| | | | 2203 | Beer Made From Malt | 3.43 |
| | | | 1104 | Cereal Grains Otherwise Worked (Excl. Rice); Germ Of Cereals | 2.88 |
| | | | 8412 | Other Engines And Motors | 2.52 |
| | | | 2302 | Brans, Sharps And Other Residues, Derived From Working Of Ceareals, Etc | 2.50 |
| | | 2811 | Other Inorganic Acids And Other Inorganic Oxygen Compounds Of Non-Metals | 2.38 | |
| | | 5303 | Jute, Etc (Excl. Flax...), Not Spun; Tow And Waste Of These Fibres | 2.15 | |
| | | 5607 | Twine, Cordage, Rope And Cables | 2.12 | |
| | Uganda | 2 digits | | | |
| | | | 39 | Plastics And Articles Thereof | 7.03 |
| | | | 95 | Toys, Games & Sports Requisites; Parts & Access Thereof | 4.46 |
| | | | 27 | Mineral Fuels, Oils & Product Of Their Distillation; Etc | 3.86 |
| | | | 48 | Paper & Paperboard; Art Of Paper Pulp, Paper/Paperboard | 3.21 |
| | | | 84 | Nuclear Reactors, Boilers, Mchy & Mech Appliance; Parts | 3.13 |
| | | | 89 | Ships, Boats And Floating Structures | 2.31 |
| | | | 10 | Cereals | 2.26 |
| | | | 22 | Beverages, Spirits And Vinegar | 2.16 |
| | | | 72 | Iron And Steel | 2.04 |
| | | | 70 | Glass And Glassware | 1.84 |
| | | | 63 | Other Made Up Textile Articles; Sets; Worn Clothing Etc | 1.77 |
| | | | 85 | Electrical Mchy Equip Parts Thereof; Sound Recorder Etc | 1.71 |
| | | | 56 | Wadding, Felt & Nonwoven; Yarns; Twine, Cordage, Etc | 1.60 |
| | | | 12 | Oil Seed, Oleagi Fruits; Miscell Grain, Seed, Fruit Etc | 1.27 |
| | | | 90 | Optical, Photo, Cine, Meas, Checking, Precision, Etc | 1.00 |
| | | | 61 | Art Of Apparel & Clothing Access, Knitted Or Crocheted | 0.73 |
| | | 87 | Vehicles O/T Railw/Tranw Rool-Stock, Pts & Accessories | 0.66 | |
| | | 03 | Fish & Crustacean, Mollusc & Other Aquatic Invertebrate | 0.50 | |
| | | 15 | Animal/Veg Fats & Oil & Their Cleavage Products; Etc | 0.48 | |
| | | 24 | Tobacco And Manufactured Tobacco Substitutes | 0.44 | |

Table 7a: Intra-EAC Domestic Exports of the major twenty products, 2011 (US\$, million)

| Partner State | Country of Destination | Hs Level | Description of Goods | 2011 | |
|-----------------|---|---|---|--|------|
| Tanzania | Uganda | 4 digits | | | |
| | | 3920 | Other Plates..., Of Plastics, Not Reinforced, Etc | 5.00 | |
| | | 9504 | Articles For Funfair, Table Or Parlour Games | 4.46 | |
| | | 8901 | Cruise Ships, Excursion Boats, Etc, For Transport Of People Or Goods | 2.31 | |
| | | 4819 | Cartons, Boxes, Etc; Box Files, Etc, Of Paper, Paperboard, Etc | 2.07 | |
| | | 2711 | Petroleum Gases And Other Gaseous Hydrocarbons | 1.97 | |
| | | 2207 | Ethyl Alcohol, Udenatured Of >=80% Alcohol, Denatured Spirits | 1.82 | |
| | | 5607 | Twine, Cordage, Rope And Cables | 1.54 | |
| | | 7010 | Carboys, Bottles, Flasks... Ampoules, Etc; Stoppers, Lids..., Of Glass | 1.52 | |
| | | 2710 | Petroleum Oils And Oils Obtained From Bituminous Minerals, Other Than Crude | 1.44 | |
| | | 3923 | Articles For Conveyance Or Packing Of Goods, Of Plastics | 1.22 | |
| | | 6305 | Sacks And Bags, Used For Packing Goods | 1.13 | |
| | | 1006 | Rice | 1.07 | |
| | | 8429 | Self-Propelled Bulldozers, Angledozer, Graders, Levellers, Etc | 1.06 | |
| | | 7210 | Rolled Iron Or Non-Alloy Steel, >=600Mm Wide, Clad, Plated Or Coated | 1.00 | |
| | | 9015 | Surveying, Hydrographic, Oceanographic... Instruments/Appliances, Nes | 0.99 | |
| | | 8504 | Electrical Transformers, Static Converters And Inductors | 0.89 | |
| | | 4804 | Uncoated Kraft Paper And Paperboard, In Rolls Or Sheets (Excl. 48.02+03) | 0.83 | |
| | | 8431 | Parts Suitable For Use With The Machinery Of 84.25 To 84.30 | 0.79 | |
| | 6109 | T-Shirts, Singlets And Other Vests, Knitted Or Crocheted | 0.71 | | |
| | 1007 | Grain Sorghum | 0.59 | | |
| | Burundi | 2 digits | 25 | Salt; Sulphur; Earth & Ston; Plastering Mat; Lime & Cem | 7.38 |
| | | | 70 | Glass And Glassware | 7.28 |
| | | | 39 | Plastics And Articles Thereof | 1.85 |
| | | | 27 | Mineral Fuels, Oils & Product Of Their Distillation; Etc | 1.60 |
| | | | 11 | Prod Mill Indust; Malt; Starches; Insulin; Wheat Gluten | 1.51 |
| | | | 72 | Iron And Steel | 1.47 |
| | | | 84 | Nuclear Reactors, Boilers, Mchy & Mech Appliance; Parts | 1.21 |
| | | | 85 | Electrical Mchy Equip Parts Thereof; Sound Recorder Etc | 1.20 |
| | | | 34 | Soap, Organic Surface-Active Agents, Washing Prep, Etc | 1.16 |
| | | | 94 | Furniture; Bedding, Mattress, Matt Support, Cushion Etc | 1.15 |
| | | | 74 | Copper And Articles Thereof | 0.88 |
| | | | 33 | Essential Oils & Resinoids; Perf, Cosmetic/Toilet Prep | 0.66 |
| | | | 31 | Fertilisers | 0.61 |
| | | | 15 | Animal/Veg Fats & Oil & Their Cleavage Products; Etc | 0.57 |
| | | 63 | Other Made Up Textile Articles; Sets; Worn Clothing Etc | 0.47 | |
| | | 49 | Printed Books, Newspapers, Pictures & Other Product Etc | 0.36 | |
| | | 48 | Paper & Paperboard; Art Of Paper Pulp, Paper/Paperboard | 0.33 | |
| | | 19 | Prep Of Cereal, Flour, Starch/Milk; Pastrycooks' Prod | 0.30 | |
| 73 | | Articles Of Iron And Steel | 0.27 | | |
| 30 | | Pharmaceutical Products | 0.24 | | |
| 4 digits | | 7010 | Carboys, Bottles, Flasks... Ampoules, Etc; Stoppers, Lids..., Of Glass | 7.23 | |
| | | 2523 | Portland Cement, Aluminous Cement, Persulphate Cement, Etc | 4.61 | |
| | | 2501 | Salt/Pure Sodium Chloride Whether Or Not Cont Ant-Caking Agents; Seawater | 2.71 | |
| | | 1101 | Wheat Or Meslin Flour | 1.51 | |
| | | 7210 | Rolled Iron Or Non-Alloy Steel, >=600Mm Wide, Clad, Plated Or Coated | 1.25 | |
| | | 3401 | Soap; Organic Surface-Active Products In Bars, Etc; Paper With Soap, Etc | 1.16 | |
| | | 8544 | Insulated Wire, Cable, Etc; Optical Fibre Cables | 1.13 | |
| | | 9404 | Mattress Supports; Articles Of Bedding, Sprung, Stuffed, Etc | 0.97 | |
| | | 7408 | Copper Wire | 0.87 | |
| | | 3917 | Tubes, Pipes And Hoses, And Fittings Therefor, Of Plastics | 0.69 | |
| | 2712 | Petroleum Jelly; Paraffin Wax... And Other Mineral Waxes, Etc | 0.65 | | |
| | 3923 | Articles For Conveyance Or Packing Of Goods, Of Plastics | 0.63 | | |
| | 3304 | Beauty, Make-Up, Skin-Care (Incl. Suntan), Manicure... Preparations | 0.62 | | |
| | 2710 | Petroleum Oils And Oils Obtained From Bituminous Minerals, Other Than Crude | 0.57 | | |
| | 1511 | Palm Oil And Its Fractions Whether Or Not Refined Not Chemically Modified | 0.48 | | |
| | 8429 | Self-Propelled Bulldozers, Angledozer, Graders, Levellers, Etc | 0.46 | | |
| 4901 | Printed Books, Brochures, Leaflets And Similar Printed Matter | 0.36 | | | |
| 2711 | Petroleum Gases And Other Gaseous Hydrocarbons | 0.35 | | | |
| 8431 | Parts Suitable For Use With The Machinery Of 84.25 To 84.30 | 0.35 | | | |
| 6305 | Sacks And Bags, Used For Packing Goods | 0.32 | | | |

Table 7a: Intra-EAC Domestic Exports of the major twenty products, 2011 (US\$, million)

| Partner State | Country of Destination | Hs Level | Description of Goods | 2011 | | |
|---------------|------------------------|-----------------|---|-----------------|--|-------|
| Tanzania | Rwanda | 2 digits | | | | |
| | | 10 | Cereals | 12.86 | | |
| | | 39 | Plastics And Articles Thereof | 12.55 | | |
| | | 25 | Salt; Sulphur; Earth & Ston; Plastering Mat; Lime & Cem | 7.19 | | |
| | | 27 | Mineral Fuels, Oils & Product Of Their Distillation; Etc | 5.03 | | |
| | | 17 | Sugars And Sugar Confectionery | 4.74 | | |
| | | 72 | Iron And Steel | 4.58 | | |
| | | 70 | Glass And Glassware | 3.80 | | |
| | | 63 | Other Made Up Textile Articles; Sets; Worn Clothing Etc | 3.21 | | |
| | | 11 | Prod Mill Indust; Malt; Starches; Insulin; Wheat Gluten | 2.27 | | |
| | | 12 | Oil Seed, Oleagi Fruits; Miscell Grain, Seed, Fruit Etc | 1.84 | | |
| | | 3 | Fish & Crustacean, Mollusc & Other Aquatic Invertebrate | 0.97 | | |
| | | 33 | Essential Oils & Resinoids; Perf, Cosmetic/Toilet Prep | 0.81 | | |
| | | 48 | Paper & Paperboard; Art Of Paper Pulp, Paper/Paperboard | 0.71 | | |
| | | 31 | Fertilisers | 0.68 | | |
| | | 20 | Prep Of Vegetable, Fruit, Nuts Or Other Parts Of Plants | 0.68 | | |
| | | 07 | Edible Vegetables And Certain Roots And Tubers | 0.56 | | |
| | | 84 | Nuclear Reactors, Boilers, Mchy & Mech Appliance; Parts | 0.51 | | |
| | | 30 | Pharmaceutical Products | 0.46 | | |
| | | 94 | Furniture; Bedding, Mattress, Matt Support, Cushion Etc | 0.45 | | |
| | | 34 | Soap, Organic Surface-Active Agents, Washing Prep, Etc | 0.43 | | |
| | | | | 4 digits | | |
| | | | | 1006 | Rice | 10.60 |
| | | | | 3917 | Tubes, Pipes And Hoses, And Fittings Therefor, Of Plastics | 10.55 |
| | | | | 2523 | Portland Cement, Aluminous Cement, Persulphate Cement, Etc | 6.96 |
| | | | | 1701 | Cane Or Beet Sugar And Chemically Pure Sucrose, In Solid Form | 4.69 |
| | | | | 7214 | Iron/Steel Bars And Rods, Forged, Etc (Incl. Twisted), Uncoiled | 4.23 |
| | | | | 7010 | Carboys, Bottles, Flasks... Ampoules, Etc; Stoppers, Lids..., Of Glass | 3.64 |
| | | | | 2712 | Petroleum Jelly; Paraffin Wax... And Other Mineral Waxes, Etc | 3.03 |
| | | | | 6304 | Other Furnishing Articles, Nes (Excl. Of 94.04) | 2.43 |
| | | | | 1101 | Wheat Or Meslin Flour | 1.88 |
| | | | | 1005 | Maize(Corn) | 1.81 |
| | | | | 2713 | Petroleum Coke, Bitumen And Other Residues Of Petroleum Oils | 0.99 |
| | | | | 305 | Fish, Salted, Dried...; Smoked Fish; Fish Meal Fit For Human Consumption | 0.96 |
| | | | | 1211 | Plants And Parts Of Plants, Of A Kind Used In Perfumery, Pharmacy...Etc | 0.96 |
| | | | | 3924 | Tableware, Kitchenware... And Toilet Articles, Of Plastics | 0.91 |
| | | 1202 | Ground-Nuts, Not Roasted Or Otherwise Cooked | 0.86 | | |
| | | 3923 | Articles For Conveyance Or Packing Of Goods, Of Plastics | 0.86 | | |
| | | 2711 | Petroleum Gases And Other Gaseous Hydrocarbons | 0.81 | | |
| | | 6305 | Sacks And Bags, Used For Packing Goods | 0.78 | | |
| | | 2002 | Tomatoes Prepared Or Preserved Otherwise Than By Vinegar Or Acetic Acid | 0.65 | | |
| | | 3102 | Mineral Or Chemical Fertilizers, Nitrogenous | 0.65 | | |

Source: Partner States' Revenue Authorities

Table 7b: Intra-EAC Domestic Exports of the major twenty products, 2012 (US\$, million)

| Partner State | Country of Destination | Hs Level | Description of Goods | 2012 | |
|---------------|------------------------|--|---|--|-------|
| Uganda | Kenya | 2 digits | | | |
| | | 09 | Coffee, tea, maté and spices. | 74.85 | |
| | | 17 | Sugars and sugar confectionery. | 25.10 | |
| | | 10 | Cereals. | 17.63 | |
| | | 24 | Tobacco and manufactured tobacco substitutes. | 14.68 | |
| | | 04 | Dairy produce; birds' eggs; natural honey; edible products of animal origin | 14.01 | |
| | | 23 | Residues and waste from the food industries; prepared animal fodder. | 12.95 | |
| | | 07 | Edible vegetables and certain roots and tubers. | 10.47 | |
| | | 27 | Mineral fuels, mineral oils and products of their distillation; bituminous substances | 10.24 | |
| | | 12 | Oil seeds and oleaginous fruits; miscellaneous grains, seeds and fruit | 4.51 | |
| | | 15 | Animal or vegetable fats and oils and their cleavage products; prepared edible fats | 3.54 | |
| | | 44 | Wood and articles of wood; wood charcoal. | 3.48 | |
| | | 72 | Iron and steel. | 3.19 | |
| | | 41 | Raw hides and skins (other than furskins) and leather. | 2.75 | |
| | | 48 | Paper and paperboard; articles of paper pulp, of paper or of paperboard. | 2.59 | |
| | | 52 | Cotton. | 2.09 | |
| | | 73 | Articles of iron or steel. | 1.36 | |
| | | 22 | Beverages, spirits and vinegar. | 1.34 | |
| | | 03 | Fish and crustaceans, molluscs and other aquatic invertebrates. | 0.94 | |
| | | 20 | Preparations of vegetables, fruit, nuts or other parts of plants. | 0.87 | |
| | | 33 | Essential oils and resinoids; perfumery, cosmetic or toilet preparations. | 0.80 | |
| | | | 4 digits | | |
| | | | 0902 | Tea | 72.41 |
| | | | 1701 | Cane or beet sugar and chemically pure sucrose, in solid form | 24.28 |
| | | | 1005 | Maize(corn) | 16.53 |
| | | | 2401 | Unmanufactured tobacco; tobacco refuse | 14.65 |
| | | | 2716 | Electrical energy | 10.21 |
| | | | 0713 | Dried leguminous vegetables, shelled | 9.96 |
| | | | 0402 | Milk and cream, concentrated or sweetened | 9.19 |
| | | | 2302 | Brans, sharps and other residues, derived from working of cereals, etc | 7.59 |
| | | | 0401 | Milk and cream, not concentrated or sweetened | 4.42 |
| | | | 2306 | Oil-cake and other solid residues, of vegetable fats | 3.21 |
| | | | 1207 | Other oil seeds and oleaginous fruits | 2.21 |
| | | 4410 | Particle board and similar board of wood or other ligneous materials | 2.13 | |
| | | 1512 | Sunflower-seed, safflower or cotton-seed oil and their fractions | 2.12 | |
| | | 0901 | Coffee; coffee husks and skins; coffee substitutes containing coffee | 2.08 | |
| | | 4104 | Leather of bovine or equine animals, without hair on | 2.08 | |
| | | 5203 | Cotton, carded or combed | 2.05 | |
| | | 2304 | Oil cake from soya bean oil | 1.81 | |
| | | 7217 | Wire of iron or non-alloy steel | 1.41 | |
| | | 4811 | Paper, paperboard, etc, coated..., in rolls or sheets, nes | 1.40 | |
| | | 1202 | Ground-nuts, not roasted or otherwise cooked | 1.31 | |
| | | Tanzania | 2 digits | | |
| | 72 | | Iron and steel. | 8.38 | |
| | 27 | | Mineral fuels, mineral oils and products of their distillation; bituminous substances | 5.94 | |
| | 22 | | Beverages, spirits and vinegar. | 3.47 | |
| | 34 | | Soap, organic surface-active agents, washing preparations, lubricating preparations | 3.37 | |
| | 15 | | Animal or vegetable fats and oils and their cleavage products; prepared edible fats | 3.19 | |
| | 10 | | Cereals. | 2.26 | |
| | 33 | | Essential oils and resinoids; perfumery, cosmetic or toilet preparations. | 2.06 | |
| | 84 | | Nuclear reactors, boilers, machinery and mechanical appliances; parts thereof. | 1.52 | |
| | 85 | | Electrical machinery and equipment and parts thereof; sound recorders and reproducers | 1.20 | |
| | 44 | Wood and articles of wood; wood charcoal. | 0.92 | | |
| | 24 | Tobacco and manufactured tobacco substitutes. | 0.91 | | |
| | 63 | Other made up textile articles; sets; worn clothing and worn textile articles; rags. | 0.74 | | |
| | 73 | Articles of iron or steel. | 0.68 | | |
| | 23 | Residues and waste from the food industries; prepared animal fodder. | 0.51 | | |
| | 04 | Dairy produce; birds' eggs; natural honey; edible products of animal origin | 0.43 | | |
| | 87 | Vehicles other than railway or tramway rolling-stock, and parts and accessories thereof. | 0.32 | | |
| | 48 | Paper and paperboard; articles of paper pulp, of paper or of paperboard. | 0.25 | | |
| | 12 | Oil seeds and oleaginous fruits; miscellaneous grains, seeds and fruit; industrial or medicinal plants | 0.23 | | |
| | 39 | Plastics and articles thereof. | 0.11 | | |
| | 20 | Preparations of vegetables, fruit, nuts or other parts of plants. | 0.11 | | |

Table 7b: Intra-EAC Domestic Exports of the major twenty products, 2012 (US\$, million)

| Partner State | Country of Destination | Hs Level | Description of Goods | 2012 |
|---------------|---|-----------------|--|-------|
| Uganda | Tanzania | 4 digits | | |
| | | 7210 | Rolled iron or non-alloy steel, >=600mm wide, clad, plated or coated | 8.04 |
| | | 2716 | Electrical energy | 5.82 |
| | | 3401 | Soap; organic surface-active products in bars, etc; paper with soap,etc | 3.30 |
| | | 2202 | Waters (incl. Mineral and aerated), with added sugar...(incl. Sweetened) | 3.16 |
| | | 1005 | Maize(corn) | 2.25 |
| | | 1516 | Animal or vegetable fats and oils and fractions, hydrogenated, etc | 2.19 |
| | | 3304 | Beauty, make-up, skin-care (incl. Suntan), manicure... Preparations | 2.04 |
| | | 8504 | Electrical transformers, static converters and inductors | 0.99 |
| | | 8429 | Self-propelled bulldozers, angledozers, graders, levellers, etc | 0.71 |
| | | 8474 | Machinery for sorting..., agglomerating... Earth, stone, ores, etc | 0.69 |
| | | 1512 | Sunflower-seed, safflower or cotton-seed oil and their fractions | 0.67 |
| | | 2401 | Unmanufactured tobacco; tobacco refuse | 0.66 |
| | | 6305 | Sacks and bags, used for packing goods | 0.64 |
| | | 7306 | Other tubes, pipes and hollow profiles of iron or steel, welded, nes | 0.63 |
| | | 4403 | Wood in the rough or roughly squared | 0.62 |
| | | 2304 | Oil cake from soya bean oil | 0.35 |
| | | 1511 | Palm oil and its fractions wheather or not refined not chemically modified | 0.32 |
| | | 8705 | Special purpose motor vehicles (eg crane, fire-fighting, etc, vehicles) | 0.32 |
| | | 401 | Milk and cream, not concentrated or sweetened | 0.32 |
| 2201 | Waters, (incl. Mineral waters and aerated waters); ice and snow | 0.27 | | |
| Rwanda | | 2 digits | | |
| | | 15 | Animal or vegetable fats and oils and their cleavage products; prepared edible fats | 58.83 |
| | | 25 | Salt; sulphur; earths and stone; plastering materials, lime and cement. | 53.62 |
| | | 34 | Soap, organic surface-active agents, washing preparations, lubricating preparations, | 16.22 |
| | | 17 | Sugars and sugar confectionery. | 9.13 |
| | | 72 | Iron and steel. | 7.43 |
| | | 73 | Articles of iron or steel. | 5.02 |
| | | 48 | Paper and paperboard; articles of paper pulp, of paper or of paperboard. | 4.35 |
| | | 32 | Tanning or dyeing extracts; tannins and their derivatives; dyes, pigments and other colouring matter | 4.02 |
| | | 22 | Beverages, spirits and vinegar. | 3.89 |
| | | 39 | Plastics and articles thereof. | 3.48 |
| | | 44 | Wood and articles of wood; wood charcoal. | 2.62 |
| | | 19 | Preparations of cereals, flour, starch or milk; pastrycooks' products. | 2.57 |
| | | 33 | Essential oils and resinoids; perfumery, cosmetic or toilet preparations. | 2.53 |
| | | 10 | Cereals. | 1.89 |
| | | 30 | Pharmaceutical products. | 1.68 |
| | | 20 | Preparations of vegetables, fruit, nuts or other parts of plants. | 1.08 |
| 76 | Aluminium and articles thereof. | 0.88 | | |
| 63 | Other made up textile articles; sets; worn clothing and worn textile articles; rags. | 0.76 | | |
| 94 | Furniture; bedding, mattresses, mattress supports, cushions and similar stuffed furnishings | 0.75 | | |
| 64 | Footwear, gaiters and the like; parts of such articles. | 0.74 | | |
| | | 4 digits | | |
| | | 2523 | Portland cement, aluminous cement, persulphate cement, etc | 53.48 |
| | | 1516 | Animal or vegetable fats and oils and fractions, hydrogenated, etc | 29.24 |
| | | 1511 | Palm oil and its fractions wheather or not refined not chemically modified | 25.86 |
| | | 3401 | Soap; organic surface-active products in bars, etc; paper with soap,etc | 13.73 |
| | | 1701 | Cane or beet sugar and chemically pure sucrose, in solid form | 9.00 |
| | | 3208 | Paints and varnishes based on polymers in a non-aqueous medium | 3.62 |
| | | 1512 | Sunflower-seed, safflower or cotton-seed oil and their fractions | 3.57 |
| | | 7306 | Other tubes, pipes and hollow profiles of iron or steel, welded, nes | 3.34 |
| | | 4819 | Cartons, boxes, etc; box files, etc, of paper, paperboard, etc | 3.18 |
| | | 7214 | Iron/steel bars and rods, forged, etc (incl. Twisted), uncoiled | 2.96 |
| | | 2208 | Undenatured ethyl alcohol of an alcoholic strength <80%; spirits, etc | 2.68 |
| | | 3304 | Beauty, make-up, skin-care (incl. Suntan), manicure... Preparations | 2.53 |
| | | 3402 | Non-soap surface-active agents; washing preparations in powder, liquid etc | 2.40 |
| | | 1905 | Bread, pastry, cakes, etc; communion wafers, rice paper, etc | 2.39 |
| | | 4403 | Wood in the rough or roughly squared | 2.06 |
| | | 3917 | Tubes, pipes and hoses, and fittings therefor, of plastics | 1.92 |
| 1005 | Maize(corn) | 1.89 | | |
| 7216 | Angles, shapes and sections of iron or non-alloy steel | 1.66 | | |
| 7314 | Cloth, grill, netting and fencing of iron/steel wire; expanded metal | 1.42 | | |
| 7208 | Hot-rolled iron or non-alloy steel, >=600mm wide | 1.30 | | |

Table 7b: Intra-EAC Domestic Exports of the major twenty products, 2012 (US\$, million)

| Partner State | Country of Destination | Hs Level | Description of Goods | 2012 | |
|---------------|------------------------------------|---|--|---|------|
| Uganda | Burundi | 2 digits | | | |
| | | 72 | Iron and steel. | 8.38 | |
| | | 15 | Animal or vegetable fats and oils and their cleavage products; prepared edible fats | 4.41 | |
| | | 25 | Salt; sulphur; earths and stone; plastering materials, lime and cement. | 3.89 | |
| | | 48 | Paper and paperboard; articles of paper pulp, of paper or of paperboard. | 3.44 | |
| | | 24 | Tobacco and manufactured tobacco substitutes. | 2.53 | |
| | | 39 | Plastics and articles thereof. | 2.18 | |
| | | 73 | Articles of iron or steel. | 1.31 | |
| | | 01 | Live animals. | 1.03 | |
| | | 32 | Tanning or dyeing extracts; tannins and their derivatives; dyes, pigments and other colouring matter | 0.87 | |
| | | 33 | Essential oils and resinoids; perfumery, cosmetic or toilet preparations. | 0.69 | |
| | | 30 | Pharmaceutical products. | 0.69 | |
| | | 63 | Other made up textile articles; sets; worn clothing and worn textile articles; rags. | 0.66 | |
| | | 64 | Footwear, gaiters and the like; parts of such articles. | 0.47 | |
| | | 20 | Preparations of vegetables, fruit, nuts or other parts of plants. | 0.40 | |
| | | 22 | Beverages, spirits and vinegar. | 0.38 | |
| | | 19 | Preparations of cereals, flour, starch or milk; pastrycooks' products. | 0.34 | |
| | | 84 | Nuclear reactors, boilers, machinery and mechanical appliances; parts thereof. | 0.29 | |
| | | 62 | Articles of apparel and clothing accessories, not knitted or crocheted. | 0.26 | |
| | 44 | Wood and articles of wood; wood charcoal. | 0.23 | | |
| | 76 | Aluminium and articles thereof. | 0.22 | | |
| | | | 4 digits | | |
| | | | 7210 | Rolled iron or non-alloy steel, >=600mm wide, clad, plated or coated | 6.53 |
| | | | 2523 | Portland cement, aluminous cement, persulphate cement, etc | 3.88 |
| | | | 1516 | Animal or vegetable fats and oils and fractions, hydrogenated, etc | 3.23 |
| | | | 4820 | Registers, account books, etc; albums for samples, of paper, paperboard | 2.95 |
| | | | 2401 | Unmanufactured tobacco; tobacco refuse | 2.53 |
| | | | 3923 | Articles for conveyance or packing of goods, of plastics | 1.82 |
| | | | 1511 | Palm oil and its fractions whether or not refined not chemically modified | 1.07 |
| | | | 3208 | Paints and varnishes based on polymers in a non-aqueous medium | 0.87 |
| | | | 7214 | Iron/steel bars and rods, forged, etc (incl. Twisted), uncoiled | 0.83 |
| | | | 3304 | Beauty, make-up, skin-care (incl. Suntan), manicure... Preparations | 0.69 |
| | | | 7208 | Hot-rolled iron or non-alloy steel, >=600mm wide | 0.66 |
| | | | 6305 | Sacks and bags, used for packing goods | 0.61 |
| | | | 7306 | Other tubes, pipes and hollow profiles of iron or steel, welded, nes | 0.56 |
| | | | 0102 | Live bovine animals | 0.51 |
| | | | 4819 | Cartons, boxes, etc; box files, etc, of paper, paperboard, etc | 0.44 |
| | | | 2009 | Fruit juices (incl. Grape must) and vegetable juices, unfermented | 0.37 |
| | | | 3003 | Medicaments with >=2 constituents mixed together, not for retail sale | 0.35 |
| | | 7317 | Nails, tacks, drawing pins etc. Of iron or steel | 0.34 | |
| | | 1905 | Bread, pastry, cakes, etc; communion wafers, rice paper, etc | 0.34 | |
| | | 3004 | Medicaments of mixed or unmixed products, for retail sale | 0.32 | |
| Kenya | Uganda | 2 digits | | | |
| | | 25 | Salt; sulphur; earths and stone; plastering materi | 93.38 | |
| | | 22 | Beverages, spirits and vinegar. | 51.74 | |
| | | 39 | Plastics and articles thereof. | 50.78 | |
| | | 72 | Iron and steel. | 45.16 | |
| | | 27 | Mineral fuels, mineral oils and products of their | 42.76 | |
| | | 30 | Pharmaceutical products. | 25.75 | |
| | | 48 | Paper and paperboard; articles of paper pulp, of p | 25.14 | |
| | | 17 | Sugars and sugar confectionery. | 22.65 | |
| | | 34 | Soap, organic surface-active agents, washing prepa | 21.89 | |
| | | 15 | Animal or vegetable fats and oils and their cleava | 21.13 | |
| | | 87 | Vehicles other than railway or tramway rolling-sto | 20.78 | |
| | | 70 | Glass and glassware. | 20.44 | |
| | | 84 | Nuclear reactors, boilers, machinery and mechanica | 15.45 | |
| | | 28 | Inorganic chemicals; organic or inorganic compound | 13.78 | |
| | | 64 | Footwear, gaiters and the like; parts of such arti | 13.37 | |
| | | 73 | Articles of iron or steel. | 13.28 | |
| | | 85 | Electrical machinery and equipment and parts there | 12.94 | |
| | | 24 | Tobacco and manufactured tobacco substitutes. | 12.93 | |
| 21 | Miscellaneous edible preparations. | 11.47 | | | |
| 76 | Aluminium and articles thereof. | 11.37 | | | |

Table 7b: Intra-EAC Domestic Exports of the major twenty products, 2012 (US\$, million)

| Partner State | Country of Destination | Hs Level | Description of Goods | 2012 | |
|---------------|------------------------|--|--|--|-------|
| Kenya | Uganda | 4 digits | | | |
| | | 2523 | Portland cement, aluminous cement, persulphate cem | 62.89 | |
| | | 2710 | Petroleum oils and oils obtained from bituminous m | 37.78 | |
| | | 2501 | Salt/pure sodium chloride whether or not cont ant- | 25.10 | |
| | | 3923 | Articles for conveyance or packing of goods, of pl | 23.30 | |
| | | 7209 | Cold-rolled iron or non-alloy steel, >=600mm wide | 23.07 | |
| | | 1704 | Sugar confectionery (incl. White chocolate), not c | 21.51 | |
| | | 2207 | Ethyl alcohol, undenatured of >=80% alcohol, denat | 21.05 | |
| | | 3004 | Medicaments of mixed or unmixed products, for reta | 20.90 | |
| | | 2203 | Beer made from malt | 20.67 | |
| | | 7010 | Carboys, bottles, flasks... Ampoules, etc; stopper | 19.76 | |
| | | 7210 | Rolled iron or non-alloy steel, >=600mm wide, clad | 15.56 | |
| | | 4819 | Cartons, boxes, etc; box files, etc, of paper, pap | 15.31 | |
| | | 2402 | Cigars, cigarillos, cigarettes, etc, of tobacco or | 12.93 | |
| | | 8716 | Trailers and semi-trailers; other vehicles, not ma | 10.82 | |
| | | 3402 | Non-soap surface-active agents; washing preparatio | 10.82 | |
| | | 1517 | Margarine; edible preparations of animal or vegeta | 8.95 | |
| | | 8309 | Stoppers, caps and lids, capsules for bottles... O | 8.85 | |
| | 3105 | Mineral or chemical fertilizers, nes; other fertil | 8.08 | | |
| | 3401 | Soap; organic surface-active products in bars, etc | 7.30 | | |
| | 1107 | Malt | 6.58 | | |
| | | Tanzania | 2 digits | | |
| | | | 15 | Animal or vegetable fats and oils and their cleava | 66.96 |
| | | | 34 | Soap, organic surface-active agents, washing prepa | 41.59 |
| | | | 30 | Pharmaceutical products. | 25.48 |
| | | | 72 | Iron and steel. | 24.01 |
| | | | 17 | Sugars and sugar confectionery. | 20.69 |
| | | | 39 | Plastics and articles thereof. | 20.64 |
| | | | 76 | Aluminium and articles thereof. | 20.34 |
| | | | 84 | Nuclear reactors, boilers, machinery and mechanica | 20.27 |
| | | | 87 | Vehicles other than railway or tramway rolling-sto | 20.05 |
| | | | 25 | Salt; sulphur; earths and stone; plastering materi | 18.87 |
| | | | 85 | Electrical machinery and equipment and parts there | 18.46 |
| | | | 73 | Articles of iron or steel. | 15.24 |
| | | | 28 | Inorganic chemicals; organic or inorganic compound | 14.00 |
| | | | 48 | Paper and paperboard; articles of paper pulp, of p | 10.67 |
| | | | 64 | Footwear, gaiters and the like; parts of such arti | 10.54 |
| | | | 33 | Essential oils and resinoids; perfumery, cosmetic | 8.65 |
| | | | 63 | Other made up textile articles; sets; worn clothin | 8.45 |
| | 04 | | Dairy produce; birds' eggs; natural honey; edible | 8.34 | |
| | 94 | | Furniture; bedding, mattresses, mattress supports, | 7.94 | |
| | 83 | | Miscellaneous articles of base metal. | 7.50 | |
| | | 4 digits | | | |
| | | 1511 | Palm oil and its fractions wheather or not refined | 32.59 | |
| | | 3401 | Soap; organic surface-active products in bars, etc | 30.80 | |
| | | 3004 | Medicaments of mixed or unmixed products, for reta | 24.25 | |
| | | 1516 | Animal or vegetable fats and oils and fractions, h | 21.84 | |
| | | 1704 | Sugar confectionery (incl. White chocolate), not c | 20.12 | |
| | | 7615 | Table, kitchen, household and sanitary articles... | 18.20 | |
| | | 7210 | Rolled iron or non-alloy steel, >=600mm wide, clad | 16.18 | |
| | | 3923 | Articles for conveyance or packing of goods, of pl | 13.93 | |
| | | 8716 | Trailers and semi-trailers; other vehicles, not ma | 12.21 | |
| | | 8507 | Electric accumulators (incl. Separators therefor) | 10.49 | |
| | | 2523 | Portland cement, aluminous cement, persulphate cem | 10.23 | |
| | | 1517 | Margarine; edible preparations of animal or vegeta | 9.68 | |
| | | 8471 | Automatic data processing machines...; magnetic re | 8.70 | |
| | | 2501 | Salt/pure sodium chloride whether or not cont ant- | 7.79 | |
| | | 3402 | Non-soap surface-active agents; washing preparatio | 7.62 | |
| | | 8309 | Stoppers, caps and lids, capsules for bottles... O | 6.82 | |
| | | 8443 | Printing machinery; machines for uses ancillary to | 6.45 | |
| | | 8702 | Public-transport type passenger motor vehicles | 6.06 | |
| | | 6402 | Other footwear with outer soles and uppers of rubb | 5.81 | |
| | | 4819 | Cartons, boxes, etc; box files, etc, of paper, pap | 5.61 | |

Table 7b: Intra-EAC Domestic Exports of the major twenty products, 2012 (US\$, million)

| Partner State | Country of Destination | Hs Level | Description of Goods | 2012 | | |
|---------------|------------------------|-----------------|--|--|-------|--|
| Kenya | Rwanda | 2 digits | | | | |
| | | 72 | Iron and steel. | 19.43 | | |
| | | 27 | Mineral fuels, mineral oils and products of their | 14.39 | | |
| | | 15 | Animal or vegetable fats and oils and their cleava | 11.64 | | |
| | | 30 | Pharmaceutical products. | 11.25 | | |
| | | 39 | Plastics and articles thereof. | 10.02 | | |
| | | 84 | Nuclear reactors, boilers, machinery and mechanica | 8.31 | | |
| | | 48 | Paper and paperboard; articles of paper pulp, of p | 7.86 | | |
| | | 64 | Footwear, gaiters and the like; parts of such arti | 6.46 | | |
| | | 25 | Salt; sulphur; earths and stone; plastering materi | 6.11 | | |
| | | 85 | Electrical machinery and equipment and parts there | 5.92 | | |
| | | 73 | Articles of iron or steel. | 5.55 | | |
| | | 49 | Printed books, newspapers, pictures and other prod | 5.47 | | |
| | | 17 | Sugars and sugar confectionery. | 5.14 | | |
| | | 24 | Tobacco and manufactured tobacco substitutes. | 4.10 | | |
| | | 22 | Beverages, spirits and vinegar. | 3.25 | | |
| | | 34 | Soap, organic surface-active agents, washing prepa | 3.19 | | |
| | | 94 | Furniture; bedding, mattresses, mattress supports, | 3.19 | | |
| | | 76 | Aluminium and articles thereof. | 2.54 | | |
| | | 32 | Tanning or dyeing extracts; tannins and their deri | 2.50 | | |
| | | 87 | Vehicles other than railway or tramway rolling-sto | 2.47 | | |
| | | | 4 digits | | | |
| | | | 2710 | Petroleum oils and oils obtained from bituminous m | 13.98 | |
| | | | 7210 | Rolled iron or non-alloy steel, >=600mm wide, clad | 12.40 | |
| | | | 3004 | Medicaments of mixed or unmixed products, for reta | 9.88 | |
| | | | 1511 | Palm oil and its fractions wheather or not refined | 9.57 | |
| | | | 1704 | Sugar confectionery (incl. White chocolate), not c | 5.05 | |
| | | | 8471 | Automatic data processing machines...; magnetic re | 4.13 | |
| | | | 2402 | Cigars, cigarillos, cigarettes, etc, of tobacco or | 4.10 | |
| | | | 4819 | Cartons, boxes, etc; box files, etc, of paper, pap | 3.91 | |
| | | | 6402 | Other footwear with outer soles and uppers of rubb | 3.30 | |
| | | | 2501 | Salt/pure sodium chloride whether or not cont ant- | 3.09 | |
| | | | 4911 | Other printed matter, including printed pictures a | 2.92 | |
| | | | 3924 | Tableware, kitchenware... And toilet articles, of | 2.69 | |
| | | | 6401 | Waterproof footwear... | 2.47 | |
| | | | 2523 | Portland cement, aluminous cement, persulphate cem | 2.39 | |
| | | | 4901 | Printed books, brochures, leaflets and similar pri | 2.35 | |
| | | | 7306 | Other tubes, pipes and hollow profiles of iron or | 2.35 | |
| | | | 2203 | Beer made from malt | 2.21 | |
| | | 8544 | Insulated wire, cable, etc; optical fibre cables | 1.95 | | |
| | | 7211 | Rolled iron or non-alloy steel, <600mm wide, not c | 1.87 | | |
| | | 7214 | Iron/steel bars and rods, forged, etc (incl. Twist | 1.85 | | |
| | Burundi | 2 digits | | | | |
| | | 72 | Iron and steel. | 14.06 | | |
| | | 39 | Plastics and articles thereof. | 9.82 | | |
| | | 73 | Articles of iron or steel. | 7.37 | | |
| | | 25 | Salt; sulphur; earths and stone; plastering materi | 2.64 | | |
| | | 32 | Tanning or dyeing extracts; tannins and their deri | 2.30 | | |
| | | 34 | Soap, organic surface-active agents, washing prepa | 2.12 | | |
| | | 17 | Sugars and sugar confectionery. | 2.09 | | |
| | | 30 | Pharmaceutical products. | 2.02 | | |
| | | 85 | Electrical machinery and equipment and parts there | 1.48 | | |
| | | 48 | Paper and paperboard; articles of paper pulp, of p | 1.28 | | |
| | | 31 | Fertilisers. | 1.04 | | |
| | | 96 | Miscellaneous manufactured articles. | 1.01 | | |
| | | 24 | Tobacco and manufactured tobacco substitutes. | 0.93 | | |
| | | 15 | Animal or vegetable fats and oils and their cleava | 0.83 | | |
| | | 28 | Inorganic chemicals; organic or inorganic compound | 0.82 | | |
| | | 87 | Vehicles other than railway or tramway rolling-sto | 0.81 | | |
| | | 84 | Nuclear reactors, boilers, machinery and mechanica | 0.76 | | |
| | | 27 | Mineral fuels, mineral oils and products of their | 0.71 | | |
| | | 76 | Aluminium and articles thereof. | 0.71 | | |
| | | 33 | Essential oils and resinoids; perfumery, cosmetic | 0.68 | | |

Table 7b: Intra-EAC Domestic Exports of the major twenty products, 2012 (US\$, million)

| Partner State | Country of Destination | Hs Level | Description of Goods | 2012 | | |
|---------------|---------------------------------|-----------------|--|-----------------|--|-------|
| Kenya | Burundi | 4 digits | | | | |
| | | 7210 | Rolled iron or non-alloy steel, >=600mm wide, clad | 7.39 | | |
| | | 3923 | Articles for conveyance or packing of goods, of pl | 7.15 | | |
| | | 7306 | Other tubes, pipes and hollow profiles of iron or | 5.66 | | |
| | | 7216 | Angles, shapes and sections of iron or non-alloy s | 3.20 | | |
| | | 2523 | Portland cement, aluminous cement, persulphate cem | 2.14 | | |
| | | 1704 | Sugar confectionery (incl. White chocolate), not c | 2.09 | | |
| | | 7208 | Hot-rolled iron or non-alloy steel, >=600mm wide | 1.89 | | |
| | | 3004 | Medicaments of mixed or unmixed products, for reta | 1.80 | | |
| | | 3401 | Soap; organic surface-active products in bars, etc | 1.43 | | |
| | | 3209 | Paints and varnishes, in an aqueous medium | 1.42 | | |
| | | 3105 | Mineral or chemical fertilizers, nes; other fertil | 1.03 | | |
| | | 2402 | Cigars, cigarillos, cigarettes, etc, of tobacco or | 0.93 | | |
| | | 9608 | Ball-point, felt tipped...pens and pencils and art | 0.91 | | |
| | | 7308 | Iron/steel structures and parts thereof; plates, r | 0.87 | | |
| | | 7214 | Iron/steel bars and rods, forged, etc (incl. Twist | 0.66 | | |
| | | 3405 | Polishes and creams, etc, for footwear, etc, exclu | 0.62 | | |
| | | 8507 | Electric accumulators (incl. Separators therefor) | 0.58 | | |
| | | 8544 | Insulated wire, cable, etc; optical fibre cables | 0.57 | | |
| | | 1511 | Palm oil and its fractions wheather or not refined | 0.56 | | |
| 3926 | Other articles of plastics, nes | 0.56 | | | | |
| Rwanda | Kenya | 2 digits | | | | |
| | | 09 | Coffee, tea, mate and spices | 84.26 | | |
| | | 41 | Raw hides and skins (other than furskins) and leather | 0.66 | | |
| | | 72 | Iron and steel | 0.33 | | |
| | | 84 | Nuclear reactors, boilers, machinery and mechanical appliances; parts thereof | 0.16 | | |
| | | 85 | Electrical machinery and equipment and parts thereof; sound recorders and reproducers | 0.12 | | |
| | | 23 | Residues and waste from the food industries; prepared animal fodder | 0.08 | | |
| | | 63 | Other made up textile articles; sets; worn clothing and worn textile articles; rags | 0.07 | | |
| | | 11 | Products of the milling industry; malt; starches; inulin; wheat gluten | 0.02 | | |
| | | 96 | Miscellaneous manufactured articles | 0.02 | | |
| | | 90 | Optical, photographic, cinematographic, measuring, checking, precision | 0.02 | | |
| | | 48 | Paper and paperboard; articles of paper pulp, of paper or of paperboard | 0.01 | | |
| | | 64 | Footwear, gaiters and the like; parts of such articles | 0.01 | | |
| | | 87 | Vehicles other than railway or tramway rolling stock, and parts and accessories thereof | 0.01 | | |
| | | 30 | Pharmaceutical products | 0.01 | | |
| | | 29 | Organic chemicals | 0.01 | | |
| | | 97 | Works of art, collectors' pieces and antiques | 0.01 | | |
| | | 25 | Salt; sulphur; earths and stone; plastering materials, lime and cement | 0.00 | | |
| | | 33 | Essential oils and resinoids; perfumery, cosmetic or toilet preparations | 0.00 | | |
| | | 27 | Mineral fuels, mineral oils and products of their distillation; bituminous substances; mineral waxes | 0.00 | | |
| | | 88 | Aircraft, spacecraft, and parts thereof | 0.00 | | |
| | | | | 4 digits | | |
| | | | | 0902 | Tea, whether or not flavoured. | 72.60 |
| | | | | 0901 | Coffee, whether or not roasted or decaffeinated; coffee husks and skins; coffee substit | 11.66 |
| | | | | 4101 | Raw hides and skins of bovine (including buffalo) or equine animals (fresh, or salted, d | 0.66 |
| | | | | 7214 | Other bars and rods of iron or non-alloy steel, not further worked than forged, hot-roll | 0.20 |
| | | | | 7208 | Flat-rolled products of iron or non-alloy steel, of a width of 600 mm or more, hot-rolle | 0.12 |
| | | | | 2302 | Bran, sharps and other residues, whether or not in the form of pellets, derived from the | 0.08 |
| | | | | 6309 | Worn clothing and other worn articles. | 0.07 |
| | | | | 8517 | Electrical apparatus for line telephony or line telegraphy, including line telephone set | 0.07 |
| | | | | 8471 | Automatic data processing machines and units thereof; magnetic or optical readers, machi | 0.06 |
| | | | | 8474 | Machinery for sorting, screening, separating, washing, crushing, grinding, mixing or kne | 0.05 |
| | | | | 8541 | Diodes, transistors and similar semiconductor devices; photosensitive semiconductor devi | 0.03 |
| | | | | 8420 | Calendering or other rolling machines, other than for metals or glass, and cylinders the | 0.03 |
| | | | | 8507 | Electric accumulators, including separators therefor, whether or not rectangular (includ | 0.02 |
| | | | | 9605 | Travel sets for personal toilet, sewing or shoe or clothes cleaning. | 0.02 |
| | | 1106 | Flour, meal and powder of the dried leguminous vegetables of heading 07.13, of sago or o | 0.02 | | |
| | | 9019 | Mechano-therapy appliances; massage apparatus; psychological aptitude-testing apparatus; | 0.02 | | |
| | | 8473 | Parts and accessories (other than covers, carrying cases and the like) suitable for use | 0.01 | | |
| | | 4820 | Registers, account books, note books, order books, receipt books, letter pads, memorandu | 0.01 | | |
| | | 6402 | Other footwear with outer soles and uppers of rubber or plastics. | 0.01 | | |
| | | 8701 | Tractors (other than tractors of heading 87.09). | 0.01 | | |

Table 7b: Intra-EAC Domestic Exports of the major twenty products, 2012 (US\$, million)

| Partner State | Country of Destination | Hs Level | Description of Goods | 2012 | | |
|---------------|------------------------|-----------------|---|-----------------|--|-------|
| Rwanda | Tanzania | 2 digits | | | | |
| | | 26 | Ores, slag and ash | 122.99 | | |
| | | 09 | Coffee, tea, mate and spices | 29.13 | | |
| | | 11 | Products of the milling industry; malt; starches; inulin; wheat gluten | 2.34 | | |
| | | 74 | Copper and articles thereof | 2.18 | | |
| | | 96 | Miscellaneous manufactured articles | 1.53 | | |
| | | 41 | Raw hides and skins (other than furskins) and leather | 0.94 | | |
| | | 72 | Iron and steel | 0.45 | | |
| | | 73 | Articles of iron or steel | 0.39 | | |
| | | 10 | Cereals | 0.35 | | |
| | | 81 | Other base metals; cermets; articles thereof | 0.26 | | |
| | | 30 | Pharmaceutical products | 0.25 | | |
| | | 07 | Edible vegetables and certain roots and tubers | 0.17 | | |
| | | 84 | Nuclear reactors, boilers, machinery and mechanical appliances; parts thereof | 0.16 | | |
| | | 63 | Other made up textile articles; sets; worn clothing and worn textile articles; rags | 0.11 | | |
| | | 90 | Optical, photographic, cinematographic, measuring, checking, precision | 0.10 | | |
| | | 85 | Electrical machinery and equipment and parts thereof; sound recorders and reproducers | 0.07 | | |
| | | 44 | Wood and articles of wood; wood charcoal | 0.07 | | |
| | | 31 | Fertilisers | 0.07 | | |
| | | 78 | Lead and articles thereof | 0.04 | | |
| | | 22 | Beverages, spirits and vinegar | 0.04 | | |
| | | | | 4 digits | | |
| | | | | 2615 | Niobium, tantalum, vanadium or zirconium ores and concentrates. | 53.18 |
| | | | | 2609 | Tin ores and concentrates. | 46.14 |
| | | | | 901 | Coffee, whether or not roasted or decaffeinated; coffee husks and skins; coffee substitu | 29.13 |
| | | | | 2611 | Tungsten ores and concentrates. | 19.67 |
| | | | | 2610 | Chromium ores and concentrates. | 3.99 |
| | | | | 1103 | Cereal groats, meal and pellets. | 2.31 |
| | | | | 7404 | Copper waste and scrap. | 2.18 |
| | | | | 9605 | Travel sets for personal toilet, sewing or shoe or clothes cleaning. | 1.53 |
| | | | | 4103 | Other raw hides and skins (fresh, or salted, dried, limed, pickled or otherwise preserve | 0.92 |
| | | | | 1005 | Maize (corn). | 0.35 |
| | | | | 8103 | Tantalum and articles thereof, including waste and scrap. | 0.26 |
| | | | | 3004 | Medicaments (excluding goods of heading 30.02, 30.05 or 30.06) consisting of mixed or un | 0.25 |
| | | | | 7206 | Iron and non-alloy steel in ingots or other primary forms (excluding iron of heading 72. | 0.24 |
| | | | | 7204 | Ferrous waste and scrap; remelting scrap ingots of iron or steel. | 0.20 |
| | | | | 7308 | Structures (excluding prefabricated buildings of heading 94.06) and parts of structures | 0.17 |
| | | | | 0701 | Potatoes, fresh or chilled. | 0.14 |
| | | | | 8430 | Other moving, grading, levelling, scraping, excavating, tamping, compacting, extracting | 0.12 |
| | | 7326 | Other articles of iron or steel. | 0.12 | | |
| | | 6309 | Worn clothing and other worn articles. | 0.11 | | |
| | | 9031 | Measuring or checking instruments, appliances and machines, not specified or included el | 0.10 | | |
| | | | | | | |
| | Uganda | 2 digits | | | | |
| | | 09 | Coffee, tea, mate and spices | 41.83 | | |
| | | 41 | Raw hides and skins (other than furskins) and leather | 8.02 | | |
| | | 07 | Edible vegetables and certain roots and tubers | 0.98 | | |
| | | 63 | Other made up textile articles; sets; worn clothing and worn textile articles; rags | 0.74 | | |
| | | 72 | Iron and steel | 0.68 | | |
| | | 33 | Essential oils and resinoids; perfumery, cosmetic or toilet preparations | 0.50 | | |
| | | 87 | Vehicles other than railway or tramway rolling stock, and parts and accessories thereof | 0.27 | | |
| | | 84 | Nuclear reactors, boilers, machinery and mechanical appliances; parts thereof | 0.25 | | |
| | | 85 | Electrical machinery and equipment and parts thereof; sound recorders and reproducers | 0.22 | | |
| | | 20 | Preparations of vegetables, fruit, nuts or other parts of plants | 0.21 | | |
| | | 11 | Products of the milling industry; malt; starches; inulin; wheat gluten | 0.20 | | |
| | | 39 | Plastics and articles thereof | 0.15 | | |
| | | 23 | Residues and waste from the food industries; prepared animal fodder | 0.15 | | |
| | | 22 | Beverages, spirits and vinegar | 0.13 | | |
| | | 73 | Articles of iron or steel | 0.12 | | |
| | | 82 | Tools, implements, cutlery, spoons and forks, of base metal; parts thereof of base metal | 0.10 | | |
| | | 30 | Pharmaceutical products | 0.09 | | |
| | | 94 | Furniture; bedding, mattresses, mattress supports, cushions and similar stuffed furnishings | 0.08 | | |
| | | 52 | Cotton | 0.07 | | |
| | | 08 | Edible fruit and nuts; peel of citrus fruit or melons | 0.06 | | |

Table 7b: Intra-EAC Domestic Exports of the major twenty products, 2012 (US\$, million)

| Partner State | Country of Destination | Hs Level | Description of Goods | 2012 | |
|---------------|---|---|--|--|------|
| Rwanda | Uganda | 4 digits | | | |
| | | 0901 | Coffee, whether or not roasted or decaffeinated; coffee husks and skins; coffee substitu | 27.09 | |
| | | 0902 | Tea, whether or not flavoured. | 14.73 | |
| | | 4101 | Raw hides and skins of bovine (including buffalo) or equine animals (fresh, or salted, d | 4.25 | |
| | | 4103 | Other raw hides and skins (fresh, or salted, dried, limed, pickled or otherwise preserve | 3.67 | |
| | | 0708 | Leguminous vegetables, shelled or unshelled, fresh or chilled. | 0.88 | |
| | | 6309 | Worn clothing and other worn articles. | 0.74 | |
| | | 7204 | Ferrous waste and scrap; remelting scrap ingots of iron or steel. | 0.49 | |
| | | 3304 | Beauty or make-up preparations and preparations for the care of the skin (other than med | 0.41 | |
| | | 2009 | Fruit juices (including grape must) and vegetable juices, unfermented and not containing | 0.21 | |
| | | 1101 | Wheat or meslin flour. | 0.20 | |
| | | 7214 | Other bars and rods of iron or non-alloy steel, not further worked than forged, hot-roll | 0.19 | |
| | | 8529 | Parts suitable for use solely or principally with the apparatus of headings 85.25 to 85. | 0.17 | |
| | | 2302 | Bran, sharps and other residues, whether or not in the form of pellets, derived from the | 0.15 | |
| | | 3917 | Tubes, pipes and hoses, and fittings therefor (for example, joints, elbows, flanges), of | 0.13 | |
| | | 2203 | Beer made from malt. | 0.12 | |
| | | 4102 | Raw skins of sheep or lambs (fresh, or salted, dried, limed, pickled or otherwise preser | 0.11 | |
| | | 8430 | Other moving, grading, levelling, scraping, excavating, tamping, compacting, extracting | 0.11 | |
| | | 7326 | Other articles of iron or steel. | 0.10 | |
| | 8701 | Tractors (other than tractors of heading 87.09). | 0.09 | | |
| | 8703 | Motor cars and other motor vehicles principally designed for the transport of persons | 0.09 | | |
| | Burundi | | 2 digits | | |
| | | | 10 | Cereals | 1.47 |
| | | | 72 | Iron and steel | 1.32 |
| | | | 39 | Plastics and articles thereof | 1.18 |
| | | | 07 | Edible vegetables and certain roots and tubers | 0.97 |
| | | | 22 | Beverages, spirits and vinegar | 0.97 |
| | | | 70 | Ceramic products | 0.73 |
| | | | 25 | Salt; sulphur; earths and stone; plastering materials, lime and cement | 0.54 |
| | | | 64 | Footwear, gaiters and the like; parts of such articles | 0.46 |
| | | | 33 | Essential oils and resinoids; perfumery, cosmetic or toilet preparations | 0.40 |
| | | | 84 | Nuclear reactors, boilers, machinery and mechanical appliances; parts thereof | 0.22 |
| | | | 01 | Live animals | 0.18 |
| | | | 73 | Articles of iron or steel | 0.18 |
| | | | 94 | Furniture; bedding, mattresses, mattress supports, cushions and similar stuffed furnishings; | 0.16 |
| | | | 11 | Products of the milling industry; malt; starches; inulin; wheat gluten | 0.09 |
| | | | 76 | Aluminium and articles thereof | 0.08 |
| | | | 19 | Preparations of cereals, flour, starch or milk; pastrycooks' products | 0.08 |
| | | | 04 | Dairy produce; birds' eggs; natural honey; edible products of animal origin | 0.07 |
| 15 | | | Animal or vegetable fats and oils and their cleavage products; prepared edible fats | 0.06 | |
| 20 | | | Preparations of vegetables, fruit, nuts or other parts of plants | 0.06 | |
| 32 | Tanning or dyeing extracts; tannins and their derivatives; dyes, pigments | 0.06 | | | |
| | | 4 digits | | | |
| | | 1005 | Maize (corn). | 1.46 | |
| | | 7214 | Other bars and rods of iron or non-alloy steel, not further worked than forged, hot-roll | 1.23 | |
| | | 3923 | Articles for the conveyance or packing of goods, of plastics; stoppers, lids, caps and o | 0.98 | |
| | | 2203 | Beer made from malt. | 0.96 | |
| | | 7010 | Carboys, bottles, flasks, jars, pots, phials, ampoules and other containers, of glass, o | 0.73 | |
| | | 0713 | Dried leguminous vegetables, shelled, whether or not skinned or split. | 0.49 | |
| | | 6402 | Other footwear with outer soles and uppers of rubber or plastics. | 0.34 | |
| | | 2523 | Portland cement, aluminous cement, slag cement, supersulphate cement and similar hydraul | 0.32 | |
| | | 0708 | Leguminous vegetables, shelled or unshelled, fresh or chilled. | 0.24 | |
| | | 3305 | Preparations for use on the hair. | 0.23 | |
| | | 0701 | Potatoes, fresh or chilled. | 0.22 | |
| | | 2517 | Pebbles, gravel, broken or crushed stone, of a kind commonly used for concrete aggregate | 0.22 | |
| | | 3925 | Builders' ware of plastics, not elsewhere specified or included. | 0.18 | |
| | | 8431 | Parts suitable for use solely or principally with the machinery of headings 84.25 to 84. | 0.16 | |
| | | 3304 | Beauty or make-up preparations and preparations for the care of the skin (other than med | 0.14 | |
| | | 9403 | Other furniture and parts thereof. | 0.14 | |
| | | 0102 | Live bovine animals. | 0.12 | |
| | | 6404 | Footwear with outer soles of rubber, plastics, leather or composition leather and uppers | 0.11 | |
| 1107 | Malt, whether or not roasted. | 0.07 | | | |
| 7606 | Aluminium plates, sheets and strip, of a thickness exceeding 0.2 mm. | 0.07 | | | |

Table 7b: Intra-EAC Domestic Exports of the major twenty products, 2012 (US\$, million)

| Partner State | Country of Destination | Hs Level | Description of Goods | 2012 | |
|-----------------|---|---|--|--|-------|
| Burundi | Kenya | 2 digits | | | |
| | | 09 | Coffee, Tea, Mate And Spices | 12.071 | |
| | | 41 | Raw Hides And Skins (Other Than Furskins) And Leather | 3.292 | |
| | | 42 | Articles of leather; saddlery and harness; travel goods, handbags and similar containers | 0.074 | |
| | | 4 digits | | | |
| | | 902 | Tea | 12.07 | |
| | | 4101 | Raw hides and skins of bovine or equine animals, not tanned | 1.40 | |
| | | 4103 | Other raw hides and skins, fresh or preserved, not tanned, nes | 1.20 | |
| | | 4102 | Raw skins of sheep or lambs, but not tanned | 0.62 | |
| | | 4112 | Leather further prepared after tanning or crusting, including parchment- | 0.08 | |
| | 4203 | Articles of apparel and clothing accessories of leather | 0.07 | | |
| | 0901 | Coffee; Coffee Husks And Skins; Coffee Substitutes | 0.00 | | |
| | Tanzania | 2 digits | 04 | Tobacco And Manufactured Tobacco Substitutes | 0.001 |
| | | | 07 | Edible vegetables and certain roots and tubers. | 0.000 |
| | | | 08 | Edible fruit and nuts; peel of citrus fruit or melons. | 0.071 |
| | | | 09 | Coffee, tea, mate and spices | 0.012 |
| | | | 10 | Cereals | 0.001 |
| | | | 12 | Oil seeds and oleaginous fruits; miscellaneous grains, seeds and fruit; industrial or medicinal plants | 0.001 |
| | | | 22 | Beverages, Spirits And Vinegar | 0.001 |
| | | | 24 | Tobacco and manufactured tobacco substitutes. | 0.708 |
| 26 | | | Ores, slag and ash. | 0.000 | |
| 33 | | | Essential Oils & Resinoids; Perf, Cosmetic/Toilet | 0.000 | |
| 34 | | | Soap, Organic Surface-Active Agents, Washing Prep, | 0.018 | |
| 42 | | | Articles of leather; saddlery and harness;travel goods, handbags and similar containers | 0.000 | |
| 44 | | | Cotton | 0.081 | |
| 47 | | | Pulp of wood or of other fibrous cellulosic material; recovered (waste and scrap) | 0.000 | |
| 70 | | | Glass and glassware. | 0.023 | |
| 72 | | | Sugars and sugar confectionery. | 0.003 | |
| 73 | | | Animal/Veg Fats & Oils & Their Cleavage Products; | 0.001 | |
| 81 | | | Other base metals; cermets; articles thereof. | 0.001 | |
| 87 | | | Vehicles other than railway or tramway rolling?stock,and parts and accessories thereof | 0.000 | |
| 89 | | | Ships, boats and floating structures. | 0.001 | |
| 4 digits | | 0406 | Cheese and curd | 0.00 | |
| | | 0803 | Bananas | 0.05 | |
| | | 0804 | Dates, figs, pineapples...etc, fresh or dried | 0.02 | |
| | | 0901 | Coffee, whether or not roasted or decaffeinated; coffee husks and skins; coffee substit | 0.01 | |
| | | 0902 | Tea, whether or not flavoured. | 0.00 | |
| | | 1007 | Grain sorghum | 0.00 | |
| | | 1207 | Other oil seeds and oleaginous fruits | 0.00 | |
| | | 2208 | Undenatured ethyl alcohol of an alcoholic strength <80%; spirits, etc | 0.00 | |
| | | 2402 | Cigars, cigarillos, cigarettes, etc, of tobacco or tobacco substitutes | 0.71 | |
| | | 3401 | Soap; Organic Surface-Active Products In Bars, Etc | 0.02 | |
| 3404 | Artificial waxes and prepared waxes | 0.00 | | | |
| 4403 | Wood in the rough or roughly squared | 0.01 | | | |
| 4407 | Wood sawn or chipped lengthwise, sliced or peeled, >6mm thick | 0.04 | | | |
| 4409 | Wood, continuously shaped along any of its edges or faces | 0.00 | | | |
| 4413 | Densified wood, in blocks, plates, strips or profile shapes | 0.04 | | | |
| 7001 | Cullet and other waste of glass | 0.02 | | | |
| 7204 | Ferrous waste and scrap; remelting scrap ingots of iron or steel. | 0.00 | | | |
| 7308 | Iron/steel structures and parts thereof; plates, rods... Therefor | 0.00 | | | |
| 8112 | Beryllium, chromium, germanium, vanadium... And articles thereof | 0.00 | | | |
| 8902 | Fishing vessels etc | 0.00 | | | |

Table 7b: Intra-EAC Domestic Exports of the major twenty products, 2012 (US\$, million)

| Partner State | Country of Destination | Hs Level | Description of Goods | 2012 | |
|---------------|------------------------|---|--|---|-------|
| Burundi | Uganda | 2 digits | | | |
| | | 24 | Tobacco and manufactured tobacco substitutes. | 2.016 | |
| | | 09 | Coffee, tea, mate and spices | 1.496 | |
| | | 41 | Raw hides and skins (other than furskins) and leather | 0.100 | |
| | | 22 | Beverages, spirits and vinegar. | 0.022 | |
| | | 72 | Iron and steel. | 0.012 | |
| | | 44 | Wood and articles of wood; wood charcoal. | 0.001 | |
| | | 4 digits | | | |
| | | 2402 | Cigars, cigarillos, cigarettes, etc, of tobacco or tobacco substitutes | 2.02 | |
| | | 0901 | Coffee, whether or not roasted or decaffeinated; coffee husks and skins; coffee substit | 1.50 | |
| | | 4101 | Raw hides and skins of bovine (including buffalo) or equine animals (fresh, or salted, d | 0.10 | |
| | | 2203 | Beer made from malt | 0.02 | |
| | | 7204 | Ferrous waste and scrap; remelting scrap ingots of iron or steel. | 0.01 | |
| | | 4107 | Leather of other animals, without hair on | 0.00 | |
| | 4407 | Wood sawn or chipped lengthwise, sliced or peeled, >6mm thick | 0.00 | | |
| | 2208 | Undenatured ethyl alcohol of an alcoholic strength <80%; spirits, etc | 0.00 | | |
| | | Rwanda | 2 digits | | |
| | | | 08 | Edible fruit and nuts; peel of citrus fruit or melons. | 0.009 |
| | | | 09 | Coffee, tea, mate and spices | 0.437 |
| | | | 15 | Animal or vegetable fats and oils and their cleavage products; prepared edible fats | 0.060 |
| | | | 20 | Preparations of vegetables, fruit, nuts or other parts of plants. | 0.014 |
| | | | 22 | Beverages, spirits and vinegar. | 0.004 |
| | | | 23 | Residues and waste from the food industries; prepared animal fodder | 0.003 |
| | | | 24 | Tobacco and manufactured tobacco substitutes. | 0.091 |
| | | | 25 | Salt; sulphur; earths and stone; plastering materials, lime and cement. | 0.003 |
| | | | 28 | Inorganic chemicals; organic or inorganic compounds of precious metals, of rare-earth metals | 0.003 |
| | | | 30 | Pharmaceutical products. | 0.048 |
| | | | 32 | Tanning or dyeing extracts; tannins and their derivatives; dyes, pigments and other colouring matter; | 0.003 |
| | | 33 | Essential oils and resinoids; perfumery, cosmetic or toilet preparations. | 0.028 | |
| | | 34 | Soap, organic surface-active agents, washing preparations, lubricating preparations, artificial waxes, | 3.168 | |
| | | 39 | Plastics and articles thereof. | 0.064 | |
| | | 41 | Raw hides and skins (other than furskins) and leather | 0.028 | |
| | | 44 | Wood and articles of wood; wood charcoal. | 0.010 | |
| | | 72 | Iron and steel. | 0.019 | |
| | | 73 | Articles of iron or steel. | 0.038 | |
| | | 96 | Miscellaneous manufactured articles | 0.004 | |
| | | 98 | Services | 0.003 | |
| | | 4 digits | | | |
| | | 0805 | Citrus fruit, fresh or dried | 0.01 | |
| | | 0901 | Coffee, whether or not roasted or decaffeinated; coffee husks and skins; coffee substit | 0.44 | |
| | | 1511 | Palm oil and its fractions whether or not refined not chemically modified | 0.06 | |
| | | 2009 | Fruit juices (incl. Grape must) and vegetable juices, unfermented | 0.01 | |
| | | 2203 | Beer made from malt | 0.00 | |
| | | 2306 | Oil-cake and other solid residues, of vegetable fats | 0.00 | |
| | | 2402 | Cigars, cigarillos, cigarettes, etc, of tobacco or tobacco substitutes | 0.09 | |
| | | 2518 | Dolomite; dolomite roughly trimmed or merely cut; agglomerated dolomite | 0.00 | |
| | | 3005 | Wadding, gauze, etc with pharmaceutical substances or for retail sale | 0.04 | |
| | | 3006 | Pharmaceutical goods specified in note 3 to this chapter | 0.01 | |
| | | 3215 | Printing ink, writing or drawing ink and other inks | 0.00 | |
| | | 3302 | Mixtures of odoriferous substances used as raw materials in industry | 0.03 | |
| | | 3401 | Soap; organic surface-active products in bars, etc; paper with soap, etc | 3.17 | |
| | | 3917 | Tubes, pipes and hoses, and fittings therefor, of plastics | 0.06 | |
| | | 4101 | Raw hides and skins of bovine (including buffalo) or equine animals | 0.03 | |
| | | 4420 | Wood marquetry, inlaid wood; caskets of wood; ornaments of wood | 0.01 | |
| | | 7204 | Ferrous waste and scrap; remelting scrap ingots of iron or steel. | 0.02 | |
| | | 7308 | Iron/steel structures and parts thereof; plates, rods... Therefor | 0.04 | |
| | | 9603 | Brooms, brushes, hand-operated mechanical floor sweepers, etc... | 0.00 | |
| | | 9801 | Personal effects | 0.00 | |

Table 7b: Intra-EAC Domestic Exports of the major twenty products, 2012 (US\$, million)

| Partner State | Country of Destination | Hs Level | Description of Goods | 2012 | |
|---------------|------------------------|-----------------|--|--|-------|
| Tanzania | Kenya | 2 digits | | | |
| | | 23 | Residues & Waste From The Food Indust; Prepr Ani Fodder | 42.98 | |
| | | 10 | Cereals | 27.31 | |
| | | 27 | Mineral Fuels, Oils & Product Of Their Distillation; Etc | 27.26 | |
| | | 08 | Edible Fruit And Nuts; Peel Of Citrus Fruit Or Melons | 25.74 | |
| | | 07 | Edible Vegetables And Certain Roots And Tubers | 24.47 | |
| | | 63 | Other Made Up Textile Articles; Sets; Worn Clothing Etc | 20.26 | |
| | | 48 | Paper & Paperboard; Art Of Paper Pulp, Paper/Paperboard | 20.11 | |
| | | 11 | Prod Mill Indust; Malt; Starches; Insulin; Wheat Gluten | 15.66 | |
| | | 90 | Optical, Photo, Cine, Meas, Checking, Precision, Etc | 15.31 | |
| | | 09 | Coffee, Tea, Mate And Spices | 15.28 | |
| | | 73 | Articles Of Iron And Steel | 9.02 | |
| | | 22 | Beverages, Spirits And Vinegar | 7.47 | |
| | | 59 | Impregnated, Coated, Cover/Laminated Textile Fabric Etc | 6.40 | |
| | | 03 | Fish & Crustacean, Mollusc & Other Aquatic Invertebrate | 6.38 | |
| | | 84 | Nuclear Reactors, Boilers, Mchy & Mech Appliance; Parts | 6.17 | |
| | | 52 | Cotton | 5.42 | |
| | | 44 | Wood And Articles Of Wood; Wood Charcoal | 5.29 | |
| | | 85 | Electrical Mchy Equip Parts Thereof; Sound Recorder Etc | 4.61 | |
| | | 39 | Plastics And Articles Thereof | 4.52 | |
| | | 25 | Salt; Sulphur; Earth & Ston; Plastering Mat; Lime & Cem | 4.42 | |
| | | | 4 digits | | |
| | | | 2306 | Oil-Cake And Other Solid Residues, Of Vegetable Fats | 42.66 |
| | | | 0805 | Citrus Fruit, Fresh Or Dried | 24.90 |
| | | | 1005 | Maize(Corn) | 21.62 |
| | | | 2711 | Petroleum Gases And Other Gaseous Hydrocarbons | 20.43 |
| | | | 4804 | Uncoated Kraft Paper And Paperboard, In Rolls Or Sheets (Excl. 48.02+03) | 16.84 |
| | | | 9025 | Hydrometers... Thermometers, Pyrometers, Barometers, Hygrometers... | 14.76 |
| | | | 0902 | Tea | 14.70 |
| | | | 1103 | Cereal Groats, Meal And Pellets | 12.99 |
| | | | 0701 | Potatoes, Fresh Or Chilled | 12.83 |
| | | | 6304 | Other Furnishing Articles, Nes (Excl. Of 94.04) | 10.26 |
| | | | 0708 | Leguminous Vegetables, Shelled Or Unshelled, Fresh Or Chilled | 8.18 |
| | | | 5906 | Rubberized Textile Fabrics | 6.33 |
| | | | 7304 | Tubes, Pipes And Hollow Profiles, Seamless, Of Iron (Excl. Cast), Steel | 5.98 |
| | | | 6305 | Sacks And Bags, Used For Packing Goods | 5.16 |
| | | | 1007 | Grain Sorghum | 4.99 |
| | | | 2203 | Beer Made From Malt | 4.38 |
| | | | 2712 | Petroleum Jelly; Paraffin Wax... And Other Mineral Waxes, Etc | 4.35 |
| | | 6309 | Worn Clothing | 3.96 | |
| | | 0305 | Fish, Salted, Dried...; Smoked Fish; Fish Meal Fit For Human Consumption | 3.87 | |
| | | 7610 | Aluminium Structures And Parts Of Structures; Plates, Rods... Therefor | 3.50 | |
| | | Uganda | 2 digits | | |
| | | | 10 | Cereals | 17.79 |
| | | | 27 | Mineral Fuels, Oils & Product Of Their Distillation; Etc | 6.75 |
| | | | 63 | Other Made Up Textile Articles; Sets; Worn Clothing Etc | 5.42 |
| | | | 48 | Paper & Paperboard; Art Of Paper Pulp, Paper/Paperboard | 4.66 |
| | | 70 | Glass And Glassware | 3.83 | |
| | | 85 | Electrical Mchy Equip Parts Thereof; Sound Recorder Etc | 3.47 | |
| | | 22 | Beverages, Spirits And Vinegar | 3.28 | |
| | | 39 | Plastics And Articles Thereof | 2.54 | |
| | | 11 | Prod Mill Indust; Malt; Starches; Insulin; Wheat Gluten | 2.48 | |
| | | 84 | Nuclear Reactors, Boilers, Mchy & Mech Appliance; Parts | 2.41 | |
| | | 72 | Iron And Steel | 2.19 | |
| | | 56 | Wadding, Felt & Nonwoven; Yarns; Twine, Cordage, Etc | 2.01 | |
| | | 12 | Oil Seed, Oleagi Fruits; Miscell Grain, Seed, Fruit Etc | 0.98 | |
| | | 61 | Art Of Apparel & Clothing Access, Knitted Or Crocheted | 0.94 | |
| | | 69 | Ceramic Products | 0.86 | |
| | | 15 | Animal/Veg Fats & Oil & Their Cleavage Products; Etc | 0.82 | |
| | | 03 | Fish & Crustacean, Mollusc & Other Aquatic Invertebrate | 0.69 | |
| | | 07 | Edible Vegetables And Certain Roots And Tubers | 0.64 | |
| | | 25 | Salt; Sulphur; Earth & Ston; Plastering Mat; Lime & Cem | 0.60 | |
| | | 17 | Sugars And Sugar Confectionery | 0.48 | |

Table 7b: Intra-EAC Domestic Exports of the major twenty products, 2012 (US\$, million)

| Partner State | Country of Destination | Hs Level | Description of Goods | 2012 | |
|-----------------|--|--|--|--|-------|
| Tanzania | Uganda | 4 digits | | | |
| | | 1005 | Maize(Corn) | 14.94 | |
| | | 4819 | Cartons, Boxes, Etc; Box Files, Etc, Of Paper, Paperboard, Etc | 3.91 | |
| | | 7010 | Carboys, Bottles, Flasks... Ampoules, Etc; Stoppers, Lids..., Of Glass | 3.81 | |
| | | 6304 | Other Furnishing Articles, Nes (Excl. Of 94.04) | 3.45 | |
| | | 2711 | Petroleum Gases And Other Gaseous Hydrocarbons | 3.36 | |
| | | 8504 | Electrical Transformers, Static Converters And Inductors | 3.14 | |
| | | 2207 | Ethyl Alcohol, Undenatured Of >=80% Alcohol, Denatured Spirits | 3.11 | |
| | | 2710 | Petroleum Oils And Oils Obtained From Bituminous Minerals,Other Than Crude | 2.47 | |
| | | 1108 | Starches And Inulin | 2.46 | |
| | | 5607 | Twine, Cordage, Rope And Cables | 2.00 | |
| | | 6305 | Sacks And Bags, Used For Packing Goods | 1.72 | |
| | | 1006 | Rice | 1.42 | |
| | | 3923 | Articles For Conveyance Or Packing Of Goods, Of Plastics | 1.22 | |
| | | 7210 | Rolled Iron Or Non-Alloy Steel, >=600Mm Wide, Clad, Plated Or Coated | 1.18 | |
| | | 6109 | T-Shirts, Singlets And Other Vests, Knitted Or Crocheted | 0.92 | |
| | | 2712 | Petroleum Jelly; Paraffin Wax... And Other Mineral Waxes, Etc | 0.91 | |
| | | 1512 | Sunflower-Seed, Safflower Or Cotton-Seed Oil And Their Fractions | 0.82 | |
| | 6907 | Unglazed Ceramic Flags, Paving, Hearth Or Wall Tiles; Mozaic Cubes, Etc | 0.82 | | |
| | 1213 | Cereal Straw And Husks | 0.80 | | |
| | 3920 | Other Plates..., Of Plastics, Not Reinforced, Etc | 0.74 | | |
| | Burundi | 2 digits | 25 | Salt; Sulphur; Earth & Ston; Plastering Mat; Lime & Cem | 16.77 |
| | | | 70 | Glass And Glassware | 7.22 |
| | | | 39 | Plastics And Articles Thereof | 2.84 |
| | | | 11 | Prod Mill Indust; Malt; Starches; Insulin; Wheat Gluten | 2.62 |
| | | | 27 | Mineral Fuels, Oils & Product Of Their Distillation; Etc | 2.11 |
| | | | 48 | Paper & Paperboard; Art Of Paper Pulp, Paper/Paperboard | 1.55 |
| | | | 63 | Other Made Up Textile Articles; Sets; Worn Clothing Etc | 1.53 |
| | | | 94 | Furniture; Bedding, Mattress, Matt Support, Cushion Etc | 1.51 |
| | | | 72 | Iron And Steel | 1.46 |
| | | | 12 | Oil Seed, Oleagi Fruits; Miscell Grain, Seed, Fruit Etc | 1.31 |
| | | | 22 | Beverages, Spirits And Vinegar | 1.24 |
| | | | 10 | Cereals | 1.02 |
| | | | 33 | Essential Oils & Resinoids; Perf, Cosmetic/Toilet Prep | 0.88 |
| | | | 34 | Soap, Organic Surface-Active Agents, Washing Prep, Etc | 0.78 |
| | | | 84 | Nuclear Reactors, Boilers, Mchy & Mech Appliance; Parts | 0.74 |
| | | 19 | Prep Of Cereal, Flour, Starch/Milk; Pastrycooks' Prod | 0.62 | |
| | | 31 | Fertilisers | 0.43 | |
| | | 32 | Tanning/Dyeing Extract; Tannins & Derivs; Pigm Etc | 0.31 | |
| 73 | | Articles Of Iron And Steel | 0.20 | | |
| 15 | | Animal/Veg Fats & Oil & Their Cleavage Products; Etc | 0.20 | | |
| 4 digits | | 2501 | Salt/Pure Sodium Chloride Whether Or Not Cont Ant-Caking Agents;Seawater | 9.82 | |
| | | 7010 | Carboys, Bottles, Flasks... Ampoules, Etc; Stoppers, Lids..., Of Glass | 7.17 | |
| | | 2523 | Portland Cement, Aluminous Cement, Persulphate Cement, Etc | 6.88 | |
| | | 3923 | Articles For Conveyance Or Packing Of Goods, Of Plastics | 2.37 | |
| | | 4820 | Registers, Account Books, Etc; Albums For Samples, Of Paper, Paperboard | 1.37 | |
| | | 1101 | Wheat Or Meslin Flour | 1.33 | |
| | | 9404 | Mattress Supports; Articles Of Bedding, Sprung, Stuffed, Etc | 1.33 | |
| | | 1207 | Other Oil Seeds And Oleaginous Fruits | 1.27 | |
| | | 2712 | Petroleum Jelly; Paraffin Wax... And Other Mineral Waxes, Etc | 1.23 | |
| | | 7210 | Rolled Iron Or Non-Alloy Steel, >=600Mm Wide, Clad, Plated Or Coated | 1.20 | |
| | 1102 | Cereal Flours, (Excl. Wheat Or Meslin) | 1.16 | | |
| | 1005 | Maize(Corn) | 0.81 | | |
| | 3304 | Beauty, Make-Up, Skin-Care (Incl. Suntan), Manicure... Preparations | 0.80 | | |
| | 2710 | Petroleum Oils And Oils Obtained From Bituminous Minerals,Other Than Crude | 0.78 | | |
| | 3401 | Soap; Organic Surface-Active Products In Bars, Etc; Paper With Soap,Etc | 0.78 | | |
| 6304 | Other Furnishing Articles, Nes (Excl. Of 94.04) | 0.77 | | | |
| 2207 | Ethyl Alcohol, Undenatured Of >=80% Alcohol, Denatured Spirits | 0.70 | | | |
| 6305 | Sacks And Bags, Used For Packing Goods | 0.64 | | | |
| 1905 | Bread, Pastry, Cakes, Etc; Communion Wafers, Rice Paper, Etc | 0.58 | | | |
| 2202 | Waters (Incl. Mineral And Aerated), With Added Sugar...(Incl. Sweetened) | 0.49 | | | |

Table 7b: Intra-EAC Domestic Exports of the major twenty products, 2012 (US\$, million)

| Partner State | Country of Destination | Hs Level | Description of Goods | 2012 | | |
|---------------|------------------------|-----------------|--|-----------------|--|------|
| Tanzania | Rwanda | 2 digits | | | | |
| | | 31 | Fertilisers | 9.63 | | |
| | | 25 | Salt; Sulphur; Earth & Ston; Plastering Mat; Lime & Cem | 9.06 | | |
| | | 17 | Sugars And Sugar Confectionery | 8.15 | | |
| | | 39 | Plastics And Articles Thereof | 6.49 | | |
| | | 72 | Iron And Steel | 5.87 | | |
| | | 27 | Mineral Fuels, Oils & Product Of Their Distillation; Etc | 5.08 | | |
| | | 10 | Cereals | 4.40 | | |
| | | 70 | Glass And Glassware | 3.94 | | |
| | | 12 | Oil Seed, Oleagi Fruits; Miscell Grain, Seed, Fruit Etc | 3.78 | | |
| | | 85 | Electrical Mchy Equip Parts Thereof; Sound Recorder Etc | 2.27 | | |
| | | 63 | Other Made Up Textile Articles; Sets; Worn Clothing Etc | 2.06 | | |
| | | 03 | Fish & Crustacean, Mollusc & Other Aquatic Invertebrate | 1.64 | | |
| | | 22 | Beverages, Spirits And Vinegar | 1.44 | | |
| | | 33 | Essential Oils & Resinoids; Perf, Cosmetic/Toilet Prep | 1.44 | | |
| | | 48 | Paper & Paperboard; Art Of Paper Pulp, Paper/Paperboard | 1.39 | | |
| | | 07 | Edible Vegetables And Certain Roots And Tubers | 1.17 | | |
| | | 11 | Prod Mill Indust; Malt; Starches; Insulin; Wheat Gluten | 0.89 | | |
| | | 24 | Tobacco And Manufactured Tobacco Substitutes | 0.81 | | |
| | | 19 | Prep Of Cereal, Flour, Starch/Milk; Pastrycooks' Prod | 0.52 | | |
| | | 26 | Ores, Slag And Ash | 0.35 | | |
| | | | | 4 digits | | |
| | | | | 3105 | Mineral Or Chemical Fertilizers, Nes; Other Fertilizers; Goods =<10Kg | 9.56 |
| | | | | 2523 | Portland Cement, Aluminous Cement, Persulphate Cement, Etc | 9.04 |
| | | | | 1701 | Cane Or Beet Sugar And Chemically Pure Sucrose, In Solid Form | 8.15 |
| | | | | 3917 | Tubes, Pipes And Hoses, And Fittings Therefor, Of Plastics | 4.57 |
| | | | | 7214 | Iron/Steel Bars And Rods, Forged, Etc (Incl. Twisted), Uncoiled | 4.26 |
| | | | | 7010 | Carboys, Bottles, Flasks... Ampoules, Etc; Stoppers, Lids..., Of Glass | 3.59 |
| | | | | 2712 | Petroleum Jelly; Paraffin Wax... And Other Mineral Waxes, Etc | 3.08 |
| | | | | 1006 | Rice | 2.55 |
| | | | | 6305 | Sacks And Bags, Used For Packing Goods | 2.04 |
| | | | | 2711 | Petroleum Gases And Other Gaseous Hydrocarbons | 1.94 |
| | | | | 1202 | Ground-Nuts, Not Roasted Or Otherwise Cooked | 1.93 |
| | | | | 1211 | Plants And Parts Of Plants, Of A Kind Used In Perfumery, Pharmacy...Etc | 1.84 |
| | | | | 305 | Fish, Salted, Dried...; Smoked Fish; Fish Meal Fit For Human Consumption | 1.60 |
| | | | | 3924 | Tableware, Kitchenware... And Toilet Articles, Of Plastics | 1.51 |
| | | | | 7213 | Iron/Steel Bars And rods, Hot-Rolled, In Irregularly Wound Coils | 1.43 |
| | | | | 8502 | Electric Generating Sets And Rotary Converters | 1.34 |
| | | | | 2202 | Waters (Incl. Mineral And Aerated), With Added Sugar...(Incl. Sweetened) | 1.31 |
| | | | | 1001 | Wheat And Meslin | 1.11 |
| | | | | 3304 | Beauty, Make-Up, Skin-Care (Incl. Suntan), Manicure... Preparations | 0.93 |
| | | | | 2402 | Cigars, Cigarillos, Cigarettes, Etc, Of Tobacco Or Tobacco Substitutes | 0.81 |

Source: Partner States' Revenue Authorities

Table 7c: Intra-EAC Domestic Exports of the major twenty products, 2012 compared to 2011 (US\$, million)

| Partner State | Country of Destination | Hs Level | Description of Goods | 2011 | 2012 | % change | | |
|---------------|------------------------|---|--|-----------------|--|----------|-------|-----------|
| Uganda | Kenya | 2 digits | | | | | | |
| | | 09 | Coffee, tea, maté and spices. | 74.14 | 74.85 | 0.97 | | |
| | | 17 | Sugars and sugar confectionery. | 0.18 | 25.10 | 13643.63 | | |
| | | 10 | Cereals. | 15.61 | 17.63 | 12.94 | | |
| | | 24 | Tobacco and manufactured tobacco substitutes. | 8.87 | 14.68 | 65.39 | | |
| | | 04 | Dairy produce; birds' eggs; natural honey; edible products of animal origin | 13.14 | 14.01 | 6.66 | | |
| | | 23 | Residues and waste from the food industries; prepared animal fodder. | 10.65 | 12.95 | 21.59 | | |
| | | 07 | Edible vegetables and certain roots and tubers. | 17.14 | 10.47 | -38.89 | | |
| | | 27 | Mineral fuels, mineral oils and products of their distillation | 7.75 | 10.24 | 32.13 | | |
| | | 12 | Oil seeds and oleaginous fruits; miscellaneous grains, seeds and fruit | 8.76 | 4.51 | -48.58 | | |
| | | 15 | Animal or vegetable fats and oils and their cleavage products; prepared edible fats | 5.10 | 3.54 | -30.59 | | |
| | | 44 | Wood and articles of wood; wood charcoal. | 2.01 | 3.48 | 73.30 | | |
| | | 72 | Iron and steel. | 4.74 | 3.19 | -32.59 | | |
| | | 41 | Raw hides and skins (other than furskins) and leather. | 2.29 | 2.75 | 20.01 | | |
| | | 48 | Paper and paperboard; articles of paper pulp, of paper or of paperboard. | 1.41 | 2.59 | 83.23 | | |
| | | 52 | Cotton. | 6.22 | 2.09 | -66.33 | | |
| | | 73 | Articles of iron or steel. | 0.35 | 1.36 | 289.06 | | |
| | | 22 | Beverages, spirits and vinegar. | 0.01 | 1.34 | 16757.76 | | |
| | | 03 | Fish and crustaceans, molluscs and other aquatic invertebrates. | 1.57 | 0.94 | -39.72 | | |
| | | 20 | Preparations of vegetables, fruit, nuts or other parts of plants. | 0.72 | 0.87 | 21.20 | | |
| | | 33 | Essential oils and resinoids; perfumery, cosmetic or toilet preparations. | 0.51 | 0.80 | 55.25 | | |
| | | | | 4 digits | | | | |
| | | | | 0902 | Tea | 71.87 | 72.41 | 0.75 |
| | | | | 1701 | Cane or beet sugar and chemically pure sucrose, in solid form | 0.02 | 24.28 | 113974.91 |
| | | | | 1005 | Maize(corn) | 14.35 | 16.53 | 15.13 |
| | | | | 2401 | Unmanufactured tobacco; tobacco refuse | 8.86 | 14.65 | 65.38 |
| | | | | 2716 | Electrical energy | 7.72 | 10.21 | 32.13 |
| | | | | 0713 | Dried leguminous vegetables, shelled | 14.45 | 9.96 | -31.08 |
| | | | | 0402 | Milk and cream, concentrated or sweetened | 7.83 | 9.19 | 17.40 |
| | | | | 2302 | Brans, sharps and other residues, derived from working of cereals, etc | 3.92 | 7.59 | 93.82 |
| | | | | 0401 | Milk and cream, not concentrated or sweetened | 5.18 | 4.42 | -14.67 |
| | | | | 2306 | Oil-cake and other solid residues, of vegetable fats | 2.48 | 3.21 | 29.57 |
| | | | | 1207 | Other oil seeds and oleaginous fruits | 5.19 | 2.21 | -57.45 |
| | | | | 4410 | Particle board and similar board of wood or other ligneous materials | 1.73 | 2.13 | 23.27 |
| | | | | 1512 | Sunflower-seed, safflower or cotton-seed oil and their fractions | 0.43 | 2.12 | 397.29 |
| | | | | 0901 | Coffee; coffee husks and skins; coffee substitutes containing coffee | 2.23 | 2.08 | -6.71 |
| | | | | 4104 | Leather of bovine or equine animals, without hair on | 0.38 | 2.08 | 449.09 |
| | | | | 5203 | Cotton, carded or combed | 6.02 | 2.05 | -65.88 |
| | | | | 2304 | Oil cake from soya bean oil | 2.70 | 1.81 | -33.12 |
| | | | | 7217 | Wire of iron or non-alloy steel | 3.54 | 1.41 | -60.09 |
| | | | | 4811 | Paper, paperboard, etc, coated..., in rolls or sheets, nes | 0.29 | 1.40 | 384.64 |
| | | 1202 | Ground-nuts, not roasted or otherwise cooked | 0.13 | 1.31 | 904.63 | | |
| | Tanzania | 2 digits | | | | | | |
| | | 72 | Iron and steel. | 2.14 | 8.38 | 292.36 | | |
| | | 27 | Mineral fuels, mineral oils and products of their distillation; bituminous substances | 7.71 | 5.94 | -22.92 | | |
| | | 22 | Beverages, spirits and vinegar. | 0.12 | 3.47 | 2710.12 | | |
| | | 34 | Soap, organic surface-active agents, washing preparations, lubricating preparations | 3.88 | 3.37 | -12.97 | | |
| | | 15 | Animal or vegetable fats and oils and their cleavage products; prepared edible fats | 7.31 | 3.19 | -56.43 | | |
| | | 10 | Cereals. | 0.01 | 2.26 | 32318.76 | | |
| | | 33 | Essential oils and resinoids; perfumery, cosmetic or toilet preparations. | 2.12 | 2.06 | -2.64 | | |
| | | 84 | Nuclear reactors, boilers, machinery and mechanical appliances; parts thereof. | 0.31 | 1.52 | 396.23 | | |
| | | 85 | Electrical machinery and equipment and parts thereof; sound recorders and reproducers | 0.23 | 1.20 | 430.06 | | |
| | | 44 | Wood and articles of wood; wood charcoal. | 0.00 | 0.92 | 20738.86 | | |
| | | 24 | Tobacco and manufactured tobacco substitutes. | 1.03 | 0.91 | -11.49 | | |
| | | 63 | Other made up textile articles; sets; worn clothing and worn textile articles; rags. | 0.95 | 0.74 | -21.83 | | |
| | | 73 | Articles of iron or steel. | 0.18 | 0.68 | 271.36 | | |
| | | 23 | Residues and waste from the food industries; prepared animal fodder. | 0.87 | 0.51 | -40.97 | | |
| | | 04 | Dairy produce; birds' eggs; natural honey; edible products of animal origin | 0.46 | 0.43 | -6.12 | | |
| | | 87 | Vehicles other than railway or tramway rolling-stock, and parts and accessories thereof. | 0.00 | 0.32 | 19956.39 | | |
| | | 48 | Paper and paperboard; articles of paper pulp, of paper or of paperboard. | 0.37 | 0.25 | -33.29 | | |
| | | 12 | Oil seeds and oleaginous fruits; miscellaneous grains, seeds and fruit | 0.36 | 0.23 | -35.72 | | |
| | | 39 | Plastics and articles thereof. | 0.22 | 0.11 | -51.75 | | |
| | 20 | Preparations of vegetables, fruit, nuts or other parts of plants. | 0.17 | 0.11 | -37.27 | | | |

Table 7c: Intra-EAC Domestic Exports of the major twenty products, 2012 compared to 2011 (US\$, million)

| Partner State | Country of Destination | Hs Level | Description of Goods | 2011 | 2012 | % change | |
|---------------|--|--|--|---|----------|----------|--------|
| Uganda | Tanzania | 4 digits | | | | | |
| | | 7210 | Rolled iron or non-alloy steel, >=600mm wide, clad, plated or coated | 1.71 | 8.04 | 370.14 | |
| | | 2716 | Electrical energy | 7.52 | 5.82 | -22.64 | |
| | | 3401 | Soap; organic surface-active products in bars, etc; paper with soap, etc | 3.82 | 3.30 | -13.58 | |
| | | 2202 | Waters (incl. Mineral and aerated), with added sugar...(incl. Sweetened) | 0.08 | 3.16 | 3938.54 | |
| | | 1005 | Maize(corn) | 0.01 | 2.25 | 32177.21 | |
| | | 1516 | Animal or vegetable fats and oils and fractions, hydrogenated, etc | 5.43 | 2.19 | -59.71 | |
| | | 3304 | Beauty, make-up, skin-care (incl. Suntan), manicure... Preparations | 2.11 | 2.04 | -3.15 | |
| | | 8504 | Electrical transformers, static converters and inductors | 0.22 | 0.99 | 353.76 | |
| | | 8429 | Self-propelled bulldozers, angledozers, graders, levellers, etc | - | 0.71 | - | |
| | | 8474 | Machinery for sorting..., agglomerating... Earth, stone, ores, etc | - | 0.69 | - | |
| | | 1512 | Sunflower-seed, safflower or cotton-seed oil and their fractions | 0.46 | 0.67 | 44.84 | |
| | | 2401 | Unmanufactured tobacco; tobacco refuse | 0.98 | 0.66 | -33.16 | |
| | | 6305 | Sacks and bags, used for packing goods | 0.79 | 0.64 | -19.26 | |
| | | 7306 | Other tubes, pipes and hollow profiles of iron or steel, welded, nes | 0.08 | 0.63 | 741.51 | |
| | | 4403 | Wood in the rough or roughly squared | - | 0.62 | - | |
| | | 2304 | Oil cake from soya bean oil | 0.83 | 0.35 | -57.51 | |
| | | 1511 | Palm oil and its fractions wheather or not refined not chemically modified | 1.42 | 0.32 | -77.27 | |
| | | 8705 | Special purpose motor vehicles (eg crane, fire-fighting, etc, vehicles) | - | 0.32 | - | |
| | 0401 | Milk and cream, not concentrated or sweetened | 0.31 | 0.32 | 3.76 | | |
| | 2201 | Waters, (incl. Mineral waters and aerated waters); ice and snow | 0.02 | 0.27 | 983.09 | | |
| | Rwanda | 2 digits | 15 | Animal or vegetable fats and oils and their cleavage products; prepared edible fats | 45.50 | 58.83 | 29.29 |
| | | | 25 | Salt; sulphur; earths and stone; plastering materials, lime and cement. | 41.41 | 53.62 | 29.48 |
| | | | 34 | Soap, organic surface-active agents, washing preparations, lubricating preparations | 13.33 | 16.22 | 21.73 |
| | | | 17 | Sugars and sugar confectionery. | 9.59 | 9.13 | -4.74 |
| | | | 72 | Iron and steel. | 12.21 | 7.43 | -39.18 |
| | | | 73 | Articles of iron or steel. | 5.86 | 5.02 | -14.26 |
| | | | 48 | Paper and paperboard; articles of paper pulp, of paper or of paperboard. | 3.59 | 4.35 | 21.25 |
| | | | 32 | Tanning or dyeing extracts; tannins and their derivatives; dyes | 3.58 | 4.02 | 12.32 |
| | | | 22 | Beverages, spirits and vinegar. | 1.97 | 3.89 | 97.28 |
| | | | 39 | Plastics and articles thereof. | 3.16 | 3.48 | 10.20 |
| | | | 44 | Wood and articles of wood; wood charcoal. | 1.87 | 2.62 | 40.12 |
| | | | 19 | Preparations of cereals, flour, starch or milk; pastrycooks' products. | 2.16 | 2.57 | 18.98 |
| | | | 33 | Essential oils and resinoids; perfumery, cosmetic or toilet preparations. | 1.87 | 2.53 | 35.72 |
| | | 10 | Cereals. | 0.00 | 1.89 | 72824.40 | |
| | | 30 | Pharmaceutical products. | 0.53 | 1.68 | 216.04 | |
| | | 20 | Preparations of vegetables, fruit, nuts or other parts of plants. | 0.84 | 1.08 | 29.49 | |
| | | 76 | Aluminium and articles thereof. | 0.47 | 0.88 | 86.69 | |
| | | 63 | Other made up textile articles; sets; worn clothing and worn textile articles; rags. | 0.57 | 0.76 | 32.83 | |
| 94 | | Furniture; bedding, mattresses, mattress supports, cushions and similar stuffed furnishings; | 0.52 | 0.75 | 45.00 | | |
| 64 | | Footwear, gaiters and the like; parts of such articles. | 1.04 | 0.74 | -28.76 | | |
| 4 digits | | 2523 | Portland cement, aluminous cement, persulphate cement, etc | 41.28 | 53.48 | 29.56 | |
| | | 1516 | Animal or vegetable fats and oils and fractions, hydrogenated, etc | 23.12 | 29.24 | 26.48 | |
| | | 1511 | Palm oil and its fractions wheather or not refined not chemically modified | 21.84 | 25.86 | 18.40 | |
| | | 3401 | Soap; organic surface-active products in bars, etc; paper with soap, etc | 11.71 | 13.73 | 17.23 | |
| | | 1701 | Cane or beet sugar and chemically pure sucrose, in solid form | 9.39 | 9.00 | -4.14 | |
| | | 3208 | Paints and varnishes based on polymers in a non-aqueous medium | 3.39 | 3.62 | 6.77 | |
| | | 1512 | Sunflower-seed, safflower or cotton-seed oil and their fractions | 0.54 | 3.57 | 559.92 | |
| | | 7306 | Other tubes, pipes and hollow profiles of iron or steel, welded, nes | 3.60 | 3.34 | -7.41 | |
| | | 4819 | Cartons, boxes, etc; box files, etc, of paper, paperboard, etc | 2.18 | 3.18 | 46.00 | |
| | | 7214 | Iron/steel bars and rods, forged, etc (incl. Twisted), uncoiled | 3.73 | 2.96 | -20.48 | |
| | 2208 | Undenatured ethyl alcohol of an alcoholic strength <80%; spirits, etc | 1.73 | 2.68 | 54.74 | | |
| | 3304 | Beauty, make-up, skin-care (incl. Suntan), manicure... Preparations | 1.67 | 2.53 | 51.67 | | |
| | 3402 | Non-soap surface-active agents; washing preparations in powder, liquid etc | 1.44 | 2.40 | 66.01 | | |
| | 1905 | Bread, pastry, cakes, etc; communion wafers, rice paper, etc | 2.16 | 2.39 | 10.69 | | |
| | 4403 | Wood in the rough or roughly squared | 0.34 | 2.06 | 504.86 | | |
| | 3917 | Tubes, pipes and hoses, and fittings therefor, of plastics | 1.91 | 1.92 | 0.73 | | |
| | 1005 | Maize(corn) | 0.00 | 1.89 | 73553.74 | | |
| 7216 | Angles, shapes and sections of iron or non-alloy steel | 2.30 | 1.66 | -28.05 | | | |
| 7314 | Cloth, grill, netting and fencing of iron/steel wire; expanded metal | 1.72 | 1.42 | -17.12 | | | |
| 7208 | Hot-rolled iron or non-alloy steel, >=600mm wide | 3.34 | 1.30 | -60.96 | | | |

Table 7c: Intra-EAC Domestic Exports of the major twenty products, 2012 compared to 2011 (US\$, million)

| Partner State | Country of Destination | Hs Level | Description of Goods | 2011 | 2012 | % change | | |
|---------------|---|-----------------|--|-----------------|---|----------|------|--------|
| Uganda | Burundi | 2 digits | | | | | | |
| | | 72 | Iron and steel. | 7.38 | 8.38 | 13.48 | | |
| | | 15 | Animal or vegetable fats and oils and their cleavage products; prepared edible fats | 5.94 | 4.41 | -25.83 | | |
| | | 25 | Salt; sulphur; earths and stone; plastering materials, lime and cement. | 4.07 | 3.89 | -4.53 | | |
| | | 48 | Paper and paperboard; articles of paper pulp, of paper or of paperboard. | 3.39 | 3.44 | 1.30 | | |
| | | 24 | Tobacco and manufactured tobacco substitutes. | 1.87 | 2.53 | 35.56 | | |
| | | 39 | Plastics and articles thereof. | 1.49 | 2.18 | 45.78 | | |
| | | 73 | Articles of iron or steel. | 1.82 | 1.31 | -28.04 | | |
| | | 01 | Live animals. | 0.86 | 1.03 | 19.28 | | |
| | | 32 | Tanning or dyeing extracts; tannins and their derivatives; dyes | 0.82 | 0.87 | 6.36 | | |
| | | 33 | Essential oils and resinoids; perfumery, cosmetic or toilet preparations. | 0.46 | 0.69 | 51.46 | | |
| | | 30 | Pharmaceutical products. | 0.62 | 0.69 | 11.32 | | |
| | | 63 | Other made up textile articles; sets; worn clothing and worn textile articles; rags. | 0.36 | 0.66 | 86.21 | | |
| | | 64 | Footwear, gaiters and the like; parts of such articles. | 0.46 | 0.47 | 1.87 | | |
| | | 20 | Preparations of vegetables, fruit, nuts or other parts of plants. | 0.28 | 0.40 | 42.08 | | |
| | | 22 | Beverages, spirits and vinegar. | 0.23 | 0.38 | 63.98 | | |
| | | 19 | Preparations of cereals, flour, starch or milk; pastrycooks' products. | 0.36 | 0.34 | -4.15 | | |
| | | 84 | Nuclear reactors, boilers, machinery and mechanical appliances; parts thereof. | 0.41 | 0.29 | -29.80 | | |
| | | 62 | Articles of apparel and clothing accessories, not knitted or crocheted. | 0.30 | 0.26 | -10.84 | | |
| | | 44 | Wood and articles of wood; wood charcoal. | 1.12 | 0.23 | -79.70 | | |
| | | 76 | Aluminium and articles thereof. | 0.19 | 0.22 | 15.49 | | |
| | | | | 4 digits | | | | |
| | | | | 7210 | Rolled iron or non-alloy steel, >=600mm wide, clad, plated or coated | 5.46 | 6.53 | 19.66 |
| | | | | 2523 | Portland cement, aluminous cement, persulphate cement, etc | 4.07 | 3.88 | -4.68 |
| | | | | 1516 | Animal or vegetable fats and oils and fractions, hydrogenated, etc | 4.07 | 3.23 | -20.61 |
| | | | | 4820 | Registers, account books, etc; albums for samples, of paper, paperboard | 3.10 | 2.95 | -4.73 |
| | | | | 2401 | Unmanufactured tobacco; tobacco refuse | 1.87 | 2.53 | 35.56 |
| | | | | 3923 | Articles for conveyance or packing of goods, of plastics | 1.13 | 1.82 | 61.48 |
| | | | | 1511 | Palm oil and its fractions whether or not refined not chemically modified | 1.82 | 1.07 | -41.47 |
| | | | | 3208 | Paints and varnishes based on polymers in a non-aqueous medium | 0.79 | 0.87 | 10.34 |
| | | | | 7214 | Iron/steel bars and rods, forged, etc (incl. Twisted), uncoiled | 1.35 | 0.83 | -38.46 |
| | | | | 3304 | Beauty, make-up, skin-care (incl. Suntan), manicare... Preparations | 0.44 | 0.69 | 55.88 |
| | | | | 7208 | Hot-rolled iron or non-alloy steel, >=600mm wide | 0.12 | 0.66 | 473.09 |
| | | | | 6305 | Sacks and bags, used for packing goods | 0.28 | 0.61 | 120.08 |
| | | 7306 | Other tubes, pipes and hollow profiles of iron or steel, welded, nes | 1.32 | 0.56 | -57.86 | | |
| | | 102 | Live bovine animals | 0.72 | 0.51 | -28.92 | | |
| | | 4819 | Cartons, boxes, etc; box files, etc, of paper, paperboard, etc | 0.23 | 0.44 | 88.19 | | |
| | | 2009 | Fruit juices (incl. Grape must) and vegetable juices, unfermented | 0.28 | 0.37 | 32.94 | | |
| | | 3003 | Medicaments with >=2 constituents mixed together, not for retail sale | 0.52 | 0.35 | -32.82 | | |
| | | 7317 | Nails, tacks, drawing pins etc. Of iron or steel | 0.33 | 0.34 | 2.64 | | |
| | | 1905 | Bread, pastry, cakes, etc; communion wafers, rice paper, etc | 0.36 | 0.34 | -3.85 | | |
| | | 3004 | Medicaments of mixed or unmixed products, for retail sale | 0.02 | 0.32 | 1767.58 | | |
| Kenya | Uganda | 2 digits | | | | | | |
| | | 25 | Salt; sulphur; earths and stone; plastering materi | 113.57 | 93.38 | -17.78 | | |
| | | 22 | Beverages, spirits and vinegar. | 45.53 | 51.74 | 13.65 | | |
| | | 39 | Plastics and articles thereof. | 46.96 | 50.78 | 8.12 | | |
| | | 72 | Iron and steel. | 56.94 | 45.16 | -20.70 | | |
| | | 27 | Mineral fuels, mineral oils and products of their | 79.29 | 42.76 | -46.07 | | |
| | | 30 | Pharmaceutical products. | 25.46 | 25.75 | 1.16 | | |
| | | 48 | Paper and paperboard; articles of paper pulp, of p | 27.31 | 25.14 | -7.97 | | |
| | | 17 | Sugars and sugar confectionery. | 20.47 | 22.65 | 10.66 | | |
| | | 34 | Soap, organic surface-active agents, washing prepa | 25.82 | 21.89 | -15.23 | | |
| | | 15 | Animal or vegetable fats and oils and their cleava | 25.50 | 21.13 | -17.14 | | |
| | | 87 | Vehicles other than railway or tramway rolling-sto | 26.15 | 20.78 | -20.54 | | |
| | | 70 | Glass and glassware. | 20.08 | 20.44 | 1.82 | | |
| | | 84 | Nuclear reactors, boilers, machinery and mechanica | 17.99 | 15.45 | -14.08 | | |
| | | 28 | Inorganic chemicals; organic or inorganic compound | 13.58 | 13.78 | 1.53 | | |
| | | 64 | Footwear, gaiters and the like; parts of such arti | 9.72 | 13.37 | 37.58 | | |
| | | 73 | Articles of iron or steel. | 15.82 | 13.28 | -16.10 | | |
| | | 85 | Electrical machinery and equipment and parts there | 11.75 | 12.94 | 10.10 | | |
| 24 | Tobacco and manufactured tobacco substitutes. | 13.36 | 12.93 | -3.24 | | | | |
| 21 | Miscellaneous edible preparations. | 8.30 | 11.47 | 38.18 | | | | |
| 76 | Aluminium and articles thereof. | 12.95 | 11.37 | -12.22 | | | | |

Table 7c: Intra-EAC Domestic Exports of the major twenty products, 2012 compared to 2011 (US\$, million)

| Partner State | Country of Destination | Hs Level | Description of Goods | 2011 | 2012 | % change | |
|-----------------|--|--|--|--|--------|----------|--------|
| Kenya | Uganda | 4 digits | | | | | |
| | | 2523 | Portland cement, aluminous cement, persulphate cem | 86.49 | 62.89 | -27.29 | |
| | | 2710 | Petroleum oils and oils obtained from bituminous m | 73.33 | 37.78 | -48.48 | |
| | | 2501 | Salt/pure sodium chloride whether or not cont ant- | 20.57 | 25.10 | 22.02 | |
| | | 3923 | Articles for conveyance or packing of goods, of pl | 22.68 | 23.30 | 2.70 | |
| | | 7209 | Cold-rolled iron or non-alloy steel, >=600mm wide | 30.04 | 23.07 | -23.19 | |
| | | 1704 | Sugar confectionery (incl. White chocolate), not c | 17.96 | 21.51 | 19.75 | |
| | | 2207 | Ethyl alcohol, undenatured of >=80% alcohol, denat | 16.61 | 21.05 | 26.78 | |
| | | 3004 | Medicaments of mixed or unmixed products, for reta | 19.93 | 20.90 | 4.91 | |
| | | 2203 | Beer made from malt | 24.36 | 20.67 | -15.16 | |
| | | 7010 | Carboys, bottles, flasks... Ampoules, etc; stopper | 19.10 | 19.76 | 3.45 | |
| | | 7210 | Rolled iron or non-alloy steel, >=600mm wide, clad | 18.32 | 15.56 | -15.04 | |
| | | 4819 | Cartons, boxes, etc; box files, etc, of paper, pap | 17.02 | 15.31 | -10.04 | |
| | | 2402 | Cigars, cigarillos, cigarettes, etc, of tobacco or | 13.36 | 12.93 | -3.24 | |
| | | 8716 | Trailers and semi-trailers; other vehicles, not ma | 11.78 | 10.82 | -8.20 | |
| | | 3402 | Non-soap surface-active agents; washing preparatio | 11.16 | 10.82 | -3.07 | |
| | | 1517 | Margarine; edible preparations of animal or vegeta | 7.49 | 8.95 | 19.48 | |
| | | 8309 | Stoppers, caps and lids, capsules for bottles... O | 10.11 | 8.85 | -12.50 | |
| | | 3105 | Mineral or chemical fertilizers, nes; other ferti | 9.97 | 8.08 | -18.99 | |
| | 3401 | Soap; organic surface-active products in bars, etc | 10.59 | 7.30 | -31.12 | | |
| | 1107 | Malt | 5.88 | 6.58 | 11.82 | | |
| | Tanzania | 2 digits | 15 | Animal or vegetable fats and oils and their cleava | 69.50 | 66.96 | -3.65 |
| | | | 34 | Soap, organic surface-active agents, washing prepa | 32.60 | 41.59 | 27.55 |
| | | | 30 | Pharmaceutical products. | 21.92 | 25.48 | 16.24 |
| | | | 72 | Iron and steel. | 34.10 | 24.01 | -29.61 |
| | | | 17 | Sugars and sugar confectionery. | 16.43 | 20.69 | 25.88 |
| | | | 39 | Plastics and articles thereof. | 18.77 | 20.64 | 9.96 |
| | | | 76 | Aluminium and articles thereof. | 17.54 | 20.34 | 15.97 |
| | | | 84 | Nuclear reactors, boilers, machinery and mechanica | 12.10 | 20.27 | 67.57 |
| | | | 87 | Vehicles other than railway or tramway rolling-sto | 13.26 | 20.05 | 51.17 |
| | | | 25 | Salt; sulphur; earths and stone; plastering materi | 15.68 | 18.87 | 20.37 |
| | | | 85 | Electrical machinery and equipment and parts there | 11.61 | 18.46 | 59.07 |
| | | | 73 | Articles of iron or steel. | 14.69 | 15.24 | 3.75 |
| | | | 28 | Inorganic chemicals; organic or inorganic compound | 10.79 | 14.00 | 29.74 |
| | | | 48 | Paper and paperboard; articles of paper pulp, of p | 11.17 | 10.67 | -4.48 |
| | | | 64 | Footwear, gaiters and the like; parts of such arti | 9.97 | 10.54 | 5.77 |
| | | 33 | Essential oils and resinoids; perfumery, cosmetic | 6.10 | 8.65 | 41.74 | |
| | | 63 | Other made up textile articles; sets; worn clothin | 11.62 | 8.45 | -27.24 | |
| | | 04 | Dairy produce; birds' eggs; natural honey; edible | 7.68 | 8.34 | 8.63 | |
| 94 | | Furniture; bedding, mattresses, mattress supports, | 7.83 | 7.94 | 1.31 | | |
| 83 | | Miscellaneous articles of base metal. | 11.96 | 7.50 | -37.24 | | |
| 4 digits | | 1511 | Palm oil and its fractions wheather or not refined | 35.00 | 32.59 | -6.91 | |
| | | 3401 | Soap; organic surface-active products in bars, etc | 26.01 | 30.80 | 18.41 | |
| | | 3004 | Medicaments of mixed or unmixed products, for reta | 20.73 | 24.25 | 16.99 | |
| | | 1516 | Animal or vegetable fats and oils and fractions, h | 20.43 | 21.84 | 6.89 | |
| | | 1704 | Sugar confectionery (incl. White chocolate), not c | 15.68 | 20.12 | 28.33 | |
| | | 7615 | Table, kitchen, household and sanitary articles... | 15.56 | 18.20 | 16.98 | |
| | | 7210 | Rolled iron or non-alloy steel, >=600mm wide, clad | 19.85 | 16.18 | -18.52 | |
| | | 3923 | Articles for conveyance or packing of goods, of pl | 11.40 | 13.93 | 22.27 | |
| | | 8716 | Trailers and semi-trailers; other vehicles, not ma | 6.77 | 12.21 | 80.49 | |
| | | 8507 | Electric accumulators (incl. Separators therefor) | 5.29 | 10.49 | 98.37 | |
| | 2523 | Portland cement, aluminous cement, persulphate cem | 8.34 | 10.23 | 22.69 | | |
| | 1517 | Margarine; edible preparations of animal or vegeta | 12.22 | 9.68 | -20.80 | | |
| | 8471 | Automatic data processing machines...; magnetic re | 4.62 | 8.70 | 88.12 | | |
| | 2501 | Salt/pure sodium chloride whether or not cont ant- | 7.15 | 7.79 | 9.01 | | |
| | 3402 | Non-soap surface-active agents; washing preparatio | 3.48 | 7.62 | 118.94 | | |
| 8309 | Stoppers, caps and lids, capsules for bottles... O | 11.05 | 6.82 | -38.23 | | | |
| 8443 | Printing machinery; machines for uses ancillary to | 3.13 | 6.45 | 105.74 | | | |
| 8702 | Public-transport type passenger motor vehicles | 3.12 | 6.06 | 94.08 | | | |
| 6402 | Other footwear with outer soles and uppers of rubb | 6.68 | 5.81 | -12.90 | | | |
| 4819 | Cartons, boxes, etc; box files, etc, of paper, pap | 4.96 | 5.61 | 13.05 | | | |

Table 7c: Intra-EAC Domestic Exports of the major twenty products, 2012 compared to 2011 (US\$, million)

| Partner State | Country of Destination | Hs Level | Description of Goods | 2011 | 2012 | % change | |
|---------------|------------------------|--|--|-------|--------|----------|------|
| Kenya | Rwanda | 2 digits | | | | | |
| | | 72 | Iron and steel. | 15.36 | 19.43 | 26.52 | |
| | | 27 | Mineral fuels, mineral oils and products of their | 17.31 | 14.39 | -16.86 | |
| | | 15 | Animal or vegetable fats and oils and their cleava | 10.61 | 11.64 | 9.75 | |
| | | 30 | Pharmaceutical products. | 5.88 | 11.25 | 91.38 | |
| | | 39 | Plastics and articles thereof. | 9.12 | 10.02 | 9.79 | |
| | | 84 | Nuclear reactors, boilers, machinery and mechanica | 4.34 | 8.31 | 91.57 | |
| | | 48 | Paper and paperboard; articles of paper pulp, of p | 7.29 | 7.86 | 7.79 | |
| | | 64 | Footwear, gaiters and the like; parts of such arti | 5.41 | 6.46 | 19.34 | |
| | | 25 | Salt; sulphur; earths and stone; plastering materi | 3.77 | 6.11 | 62.07 | |
| | | 85 | Electrical machinery and equipment and parts there | 6.26 | 5.92 | -5.44 | |
| | | 73 | Articles of iron or steel. | 5.38 | 5.55 | 3.15 | |
| | | 49 | Printed books, newspapers, pictures and other prod | 6.10 | 5.47 | -10.35 | |
| | | 17 | Sugars and sugar confectionery. | 4.89 | 5.14 | 5.22 | |
| | | 24 | Tobacco and manufactured tobacco substitutes. | 4.90 | 4.10 | -16.18 | |
| | | 22 | Beverages, spirits and vinegar. | 2.18 | 3.25 | 49.38 | |
| | | 34 | Soap, organic surface-active agents, washing prepa | 2.43 | 3.19 | 31.53 | |
| | | 94 | Furniture; bedding, mattresses, mattress supports, | 2.61 | 3.19 | 22.38 | |
| | | 76 | Aluminium and articles thereof. | 2.05 | 2.54 | 23.69 | |
| | 32 | Tanning or dyeing extracts; tannins and their deri | 2.02 | 2.50 | 23.88 | | |
| | 87 | Vehicles other than railway or tramway rolling-sto | 1.09 | 2.47 | 126.01 | | |
| | | 4 digits | | | | | |
| | | 2710 | Petroleum oils and oils obtained from bituminous m | 16.72 | 13.98 | -16.38 | |
| | | 7210 | Rolled iron or non-alloy steel, >=600mm wide, clad | 8.03 | 12.40 | 54.53 | |
| | | 3004 | Medicaments of mixed or unmixed products, for reta | 5.28 | 9.88 | 87.10 | |
| | | 1511 | Palm oil and its fractions wheather or not refined | 6.99 | 9.57 | 37.02 | |
| | | 1704 | Sugar confectionery (incl. White chocolate), not c | 4.83 | 5.05 | 4.52 | |
| | | 8471 | Automatic data processing machines...; magnetic re | 2.67 | 4.13 | 54.71 | |
| | | 2402 | Cigars, cigarillos, cigarettes, etc, of tobacco or | 4.90 | 4.10 | -16.18 | |
| | | 4819 | Cartons, boxes, etc; box files, etc, of paper, pap | 4.27 | 3.91 | -8.36 | |
| | | 6402 | Other footwear with outer soles and uppers of rubb | 1.96 | 3.30 | 68.23 | |
| | | 2501 | Salt/pure sodium chloride whether or not cont ant- | 2.14 | 3.09 | 44.25 | |
| | | 4911 | Other printed matter, including printed pictures a | 0.88 | 2.92 | 232.30 | |
| | | 3924 | Tableware, kitchenware... And toilet articles, of | 2.56 | 2.69 | 4.89 | |
| | | 6401 | Waterproof footwear... | 2.44 | 2.47 | 0.96 | |
| | | 2523 | Portland cement, aluminous cement, persulphate cem | 1.26 | 2.39 | 89.81 | |
| | | 4901 | Printed books, brochures, leaflets and similar pri | 4.89 | 2.35 | -51.98 | |
| | | 7306 | Other tubes, pipes and hollow profiles of iron or | 2.11 | 2.35 | 10.99 | |
| | | 2203 | Beer made from malt | 1.45 | 2.21 | 52.43 | |
| | | 8544 | Insulated wire, cable, etc; optical fibre cables | 3.09 | 1.95 | -36.82 | |
| | | 7211 | Rolled iron or non-alloy steel, <600mm wide, not c | 0.42 | 1.87 | 350.64 | |
| | | 7214 | Iron/steel bars and rods, forged, etc (incl. Twist | 1.96 | 1.85 | -5.41 | |
| | | Burundi | 2 digits | | | | 0.00 |
| | | 72 | Iron and steel. | 16.24 | 14.06 | -13.40 | |
| | | 39 | Plastics and articles thereof. | 7.81 | 9.82 | 25.79 | |
| | | 73 | Articles of iron or steel. | 7.74 | 7.37 | -4.73 | |
| | | 25 | Salt; sulphur; earths and stone; plastering materi | 2.46 | 2.64 | 7.12 | |
| | | 32 | Tanning or dyeing extracts; tannins and their deri | 1.86 | 2.30 | 23.90 | |
| | | 34 | Soap, organic surface-active agents, washing prepa | 1.77 | 2.12 | 20.09 | |
| | | 17 | Sugars and sugar confectionery. | 1.92 | 2.09 | 8.90 | |
| | | 30 | Pharmaceutical products. | 1.20 | 2.02 | 67.99 | |
| | | 85 | Electrical machinery and equipment and parts there | 1.94 | 1.48 | -23.97 | |
| | | 48 | Paper and paperboard; articles of paper pulp, of p | 0.98 | 1.28 | 30.85 | |
| | | 31 | Fertilisers. | 1.18 | 1.04 | -12.25 | |
| | | 96 | Miscellaneous manufactured articles. | 0.94 | 1.01 | 7.91 | |
| | | 24 | Tobacco and manufactured tobacco substitutes. | 0.63 | 0.93 | 47.09 | |
| | | 15 | Animal or vegetable fats and oils and their cleava | 2.30 | 0.83 | -63.88 | |
| | | 28 | Inorganic chemicals; organic or inorganic compound | 1.67 | 0.82 | -51.11 | |
| | | 87 | Vehicles other than railway or tramway rolling-sto | 0.50 | 0.81 | 60.64 | |
| | | 84 | Nuclear reactors, boilers, machinery and mechanica | 0.37 | 0.76 | 109.18 | |
| | | 27 | Mineral fuels, mineral oils and products of their | 2.29 | 0.71 | -69.08 | |
| | | 76 | Aluminium and articles thereof. | 0.19 | 0.71 | 272.07 | |
| | | 33 | Essential oils and resinoids; perfumery, cosmetic | 0.62 | 0.68 | 8.12 | |

Table 7c: Intra-EAC Domestic Exports of the major twenty products, 2012 compared to 2011 (US\$, million)

| Partner State | Country of Destination | Hs Level | Description of Goods | 2011 | 2012 | % change | | |
|---------------|--|-----------------|--|-----------------|--|-----------|-------|----------|
| Kenya | Burundi | 4 digits | | | | | | |
| | | 7210 | Rolled iron or non-alloy steel, >=600mm wide, clad | 11.63 | 7.39 | -36.43 | | |
| | | 3923 | Articles for conveyance or packing of goods, of pl | 5.04 | 7.15 | 41.79 | | |
| | | 7306 | Other tubes, pipes and hollow profiles of iron or | 5.50 | 5.66 | 3.05 | | |
| | | 7216 | Angles, shapes and sections of iron or non-alloy s | 2.36 | 3.20 | 35.45 | | |
| | | 2523 | Portland cement, aluminous cement, persulphate cem | 2.09 | 2.14 | 2.21 | | |
| | | 1704 | Sugar confectionery (incl. White chocolate), not c | 1.92 | 2.09 | 8.71 | | |
| | | 7208 | Hot-rolled iron or non-alloy steel, >=600mm wide | 1.24 | 1.89 | 51.90 | | |
| | | 3004 | Medicaments of mixed or unmixed products, for reta | 0.98 | 1.80 | 83.55 | | |
| | | 3401 | Soap; organic surface-active products in bars, etc | 0.94 | 1.43 | 53.27 | | |
| | | 3209 | Paints and varnishes, in an aqueous medium | 1.26 | 1.42 | 12.75 | | |
| | | 3105 | Mineral or chemical fertilizers, nes; other fertil | 0.66 | 1.03 | 57.01 | | |
| | | 2402 | Cigars, cigarillos, cigarettes, etc, of tobacco or | 0.63 | 0.93 | 47.09 | | |
| | | 9608 | Ball-point, felt tipped...pens and pencils and art | 0.86 | 0.91 | 6.68 | | |
| | | 7308 | Iron/steel structures and parts thereof; plates, r | 0.90 | 0.87 | -3.26 | | |
| | | 7214 | Iron/steel bars and rods, forged, etc (incl. Twist | 0.24 | 0.66 | 171.24 | | |
| | | 3405 | Polishes and creams, etc, for footwear, etc, exclu | 0.58 | 0.62 | 7.22 | | |
| | | 8507 | Electric accumulators (incl. Separators therefor) | 0.15 | 0.58 | 299.45 | | |
| | | 8544 | Insulated wire, cable, etc; optical fibre cables | 1.07 | 0.57 | -47.31 | | |
| 1511 | Palm oil and its fractions wheather or not refined | 1.26 | 0.56 | -55.44 | | | | |
| 3926 | Other articles of plastics, nes | 0.26 | 0.56 | 110.97 | | | | |
| Rwanda | Kenya | 2 digits | | | | | | |
| | | 09 | Coffee, tea, mate and spices | 54.40 | 84.26 | 54.88 | | |
| | | 41 | Raw hides and skins (other than furskins) and leather | 3.16 | 0.66 | -79.24 | | |
| | | 72 | Iron and steel | 0.31 | 0.33 | 7.00 | | |
| | | 84 | Nuclear reactors, boilers, machinery and mechanical appliances; parts thereof | 0.15 | 0.16 | 2.89 | | |
| | | 85 | Electrical machinery and equipment and parts thereof; sound recorders and reproducers | 0.04 | 0.12 | 246.36 | | |
| | | 23 | Residues and waste from the food industries; prepared animal fodder | 0.07 | 0.08 | 0.35 | | |
| | | 63 | Other made up textile articles; sets; worn clothing and worn textile articles; rags | 0.31 | 0.07 | -76.09 | | |
| | | 11 | Products of the milling industry; malt; starches; inulin; wheat gluten | - | 0.02 | | | |
| | | 96 | Miscellaneous manufactured articles | 0.00 | 0.02 | 523.40 | | |
| | | 90 | Optical, photographic, cinematographic, measuring, checking, precision | - | 0.02 | | | |
| | | 48 | Paper and paperboard; articles of paper pulp, of paper or of paperboard | 0.00 | 0.01 | 569.50 | | |
| | | 64 | Footwear, gaiters and the like; parts of such articles | - | 0.01 | | | |
| | | 87 | Vehicles other than railway or tramway rolling stock, and parts and accessories thereof | 0.04 | 0.01 | -80.71 | | |
| | | 30 | Pharmaceutical products | 0.02 | 0.01 | -60.38 | | |
| | | 29 | Organic chemicals | - | 0.01 | | | |
| | | 97 | Works of art, collectors' pieces and antiques | 0.00 | 0.01 | 620132.00 | | |
| | | 25 | Salt; sulphur; earths and stone; plastering materials, lime and cement | 0.06 | 0.00 | -93.74 | | |
| | | 33 | Essential oils and resinoids; perfumery, cosmetic or toilet preparations | - | 0.00 | | | |
| | | 27 | Mineral fuels, mineral oils and products of their distillation; bituminous substances | - | 0.00 | | | |
| | | 88 | Aircraft, spacecraft, and parts thereof | - | 0.00 | | | |
| | | | | 4 digits | | | | |
| | | | | 0902 | Tea, whether or not flavoured. | 52.72 | 72.60 | 37.71 |
| | | | | 0901 | Coffee, whether or not roasted or decaffeinated; coffee husks and skins; coffee substitu | 1.68 | 11.66 | 593.22 |
| | | | | 4101 | Raw hides and skins of bovine (including buffalo) or equine animals (fresh, or salted, d | 2.94 | 0.66 | -77.67 |
| | | | | 7214 | Other bars and rods of iron or non-alloy steel, not further worked than forged, hot-roll | 0.30 | 0.20 | -33.86 |
| | | | | 7208 | Flat-rolled products of iron or non-alloy steel, of a width of 600 mm or more, hot-rolle | - | 0.12 | |
| | | | | 2302 | Bran, sharps and other residues, whether or not in the form of pellets, derived from the | 0.07 | 0.08 | 0.35 |
| | | | | 6309 | Worn clothing and other worn articles. | 0.31 | 0.07 | -76.66 |
| | | | | 8517 | Electrical apparatus for line telephony or line telegraphy, including line telephone set | 0.00 | 0.07 | 57658.94 |
| | | | | 8471 | Automatic data processing machines and units thereof; magnetic or optical readers, machi | 0.00 | 0.06 | 10888.88 |
| | | | | 8474 | Machinery for sorting, screening, separating, washing, crushing, grinding, mixing or kne | - | 0.05 | |
| | | | | 8541 | Diodes, transistors and similar semiconductor devices; photosensitive semiconductor devi | - | 0.03 | |
| | | | | 8420 | Calendering or other rolling machines, other than for metals or glass, and cylinders the | 0.00 | 0.03 | 2180.62 |
| | | | | 8507 | Electric accumulators, including separators therefor, whether or not rectangular (includ | 0.03 | 0.02 | -35.41 |
| | | | | 9605 | Travel sets for personal toilet, sewing or shoe or clothes cleaning. | 0.00 | 0.02 | 523.40 |
| | | | | 1106 | Flour, meal and powder of the dried leguminous vegetables of heading 07.13, of sago or o | - | 0.02 | |
| | | | | 9019 | Mechano-therapy appliances; massage apparatus; psychological aptitude-testing apparatus; | - | 0.02 | |
| | | 8473 | Parts and accessories (other than covers, carrying cases and the like) suitable for use | - | 0.01 | | | |
| | | 4820 | Registers, account books, note books, order books, receipt books, letter pads, memorandu | - | 0.01 | | | |
| | | 6402 | Other footwear with outer soles and uppers of rubber or plastics. | - | 0.01 | | | |
| | | 8701 | Tractors (other than tractors of heading 87.09). | - | 0.01 | | | |

Table 7c: Intra-EAC Domestic Exports of the major twenty products, 2012 compared to 2011 (US\$, million)

| Partner State | Country of Destination | Hs Level | Description of Goods | 2011 | 2012 | % change | |
|---------------|------------------------|--------------------------------|---|--|--------|-----------|-----------|
| Rwanda | Tanzania | 2 digits | | | | | |
| | | 26 | Ores, slag and ash | - | 122.99 | | |
| | | 09 | Coffee, tea, mate and spices | 0.00 | 29.13 | 960872.29 | |
| | | 11 | Products of the milling industry; malt; starches; inulin; wheat gluten | - | 2.34 | | |
| | | 74 | Copper and articles thereof | - | 2.18 | | |
| | | 96 | Miscellaneous manufactured articles | 0.05 | 1.53 | 2918.81 | |
| | | 41 | Raw hides and skins (other than furskins) and leather | 0.02 | 0.94 | 3812.00 | |
| | | 72 | Iron and steel | 0.03 | 0.45 | 1190.34 | |
| | | 73 | Articles of iron or steel | 0.29 | 0.39 | 33.18 | |
| | | 10 | Cereals | - | 0.35 | | |
| | | 81 | Other base metals; cermets; articles thereof | - | 0.26 | | |
| | | 30 | Pharmaceutical products | - | 0.25 | | |
| | | 07 | Edible vegetables and certain roots and tubers | 0.21 | 0.17 | -17.58 | |
| | | 84 | Nuclear reactors, boilers, machinery and mechanical appliances; parts thereof | 0.05 | 0.16 | 203.27 | |
| | | 63 | Other made up textile articles; sets; worn clothing and worn textile articles; rags | 0.08 | 0.11 | 30.31 | |
| | | 90 | Optical, photographic, cinematographic, measuring, checking, precision | - | 0.10 | | |
| | | 85 | Electrical machinery and equipment and parts thereof; sound recorders and reproducers | 0.11 | 0.07 | -33.96 | |
| | | 44 | Wood and articles of wood; wood charcoal | - | 0.07 | | |
| | 31 | Fertilisers | 0.19 | 0.07 | -66.07 | | |
| | 78 | Lead and articles thereof | - | 0.04 | | | |
| | 22 | Beverages, spirits and vinegar | 0.02 | 0.04 | 87.61 | | |
| | | | 4 digits | | | | |
| | | | 2615 | Niobium, tantalum, vanadium or zirconium ores and concentrates. | - | 53.18 | |
| | | | 2609 | Tin ores and concentrates. | - | 46.14 | |
| | | | 901 | Coffee, whether or not roasted or decaffeinated; coffee husks and skins; coffee substitu | 0.00 | 29.13 | 960858.00 |
| | | | 2611 | Tungsten ores and concentrates. | - | 19.67 | |
| | | | 2610 | Chromium ores and concentrates. | - | 3.99 | |
| | | | 1103 | Cereal groats, meal and pellets. | - | 2.31 | |
| | | | 7404 | Copper waste and scrap. | - | 2.18 | |
| | | | 9605 | Travel sets for personal toilet, sewing or shoe or clothes cleaning. | 0.05 | 1.53 | 2938.83 |
| | | | 4103 | Other raw hides and skins (fresh, or salted, dried, limed, pickled or otherwise preserve | - | 0.92 | |
| | | | 1005 | Maize (corn). | - | 0.35 | |
| | | | 8103 | Tantalum and articles thereof, including waste and scrap. | - | 0.26 | |
| | | | 3004 | Medicaments (excluding goods of heading 30.02, 30.05 or 30.06) consisting of mixed or un | - | 0.25 | |
| | | | 7206 | Iron and non-alloy steel in ingots or other primary forms (excluding iron of heading 72. | - | 0.24 | |
| | | | 7204 | Ferrous waste and scrap; remelting scrap ingots of iron or steel. | 0.03 | 0.20 | 517.16 |
| | | | 7308 | Structures (excluding prefabricated buildings of heading 94.06) and parts of structures | 0.29 | 0.17 | -41.37 |
| | | | 0701 | Potatoes, fresh or chilled. | 0.20 | 0.14 | -28.82 |
| | | 8430 | Other moving, grading, levelling, scraping, excavating, tamping, compacting, extracting | 0.00 | 0.12 | 4379.85 | |
| | | 7326 | Other articles of iron or steel. | - | 0.12 | | |
| | | 6309 | Worn clothing and other worn articles. | 0.06 | 0.11 | 64.36 | |
| | | 9031 | Measuring or checking instruments, appliances and machines, not specified or included el | - | 0.10 | | |
| | Uganda | 2 digits | | | | | |
| | | 09 | Coffee, tea, mate and spices | 1.13 | 41.83 | 3610.47 | |
| | | 41 | Raw hides and skins (other than furskins) and leather | 0.21 | 8.02 | 3644.79 | |
| | | 07 | Edible vegetables and certain roots and tubers | 0.93 | 0.98 | 5.71 | |
| | | 63 | Other made up textile articles; sets; worn clothing and worn textile articles; rags | 0.00 | 0.74 | 18333.38 | |
| | | 72 | Iron and steel | 0.53 | 0.68 | 28.13 | |
| | | 33 | Essential oils and resinoids; perfumery, cosmetic or toilet preparations | 0.38 | 0.50 | 31.98 | |
| | | 87 | Vehicles other than railway or tramway rolling stock, and parts and accessories thereof | 0.06 | 0.27 | 334.59 | |
| | | 84 | Nuclear reactors, boilers, machinery and mechanical appliances; parts thereof | 0.42 | 0.25 | -40.32 | |
| | | 85 | Electrical machinery and equipment and parts thereof; sound recorders and reproducers | 0.13 | 0.22 | 70.65 | |
| | | 20 | Preparations of vegetables, fruit, nuts or other parts of plants | 0.03 | 0.21 | 561.51 | |
| | | 11 | Products of the milling industry; malt; starches; inulin; wheat gluten | 0.00 | 0.20 | 32675.92 | |
| | | 39 | Plastics and articles thereof | 0.04 | 0.15 | 276.69 | |
| | | 23 | Residues and waste from the food industries; prepared animal fodder | 0.03 | 0.15 | 348.75 | |
| | | 22 | Beverages, spirits and vinegar | 0.13 | 0.13 | 0.39 | |
| | | 73 | Articles of iron or steel | 0.34 | 0.12 | -63.70 | |
| | | 82 | Tools, implements, cutlery, spoons and forks, of base metal; parts thereof of base metal | 0.07 | 0.10 | 38.15 | |
| | | 30 | Pharmaceutical products | 0.04 | 0.09 | 96.15 | |
| | | 94 | Furniture; bedding, mattresses, mattress supports, cushions and similar stuffed furnishings | 0.01 | 0.08 | 668.87 | |
| | | 52 | Cotton | 0.02 | 0.07 | 244.80 | |
| | | 08 | Edible fruit and nuts; peel of citrus fruit or melons | 0.02 | 0.06 | 176.99 | |

Table 7c: Intra-EAC Domestic Exports of the major twenty products, 2012 compared to 2011 (US\$, million)

| Partner State | Country of Destination | Hs Level | Description of Goods | 2011 | 2012 | % change | |
|-----------------|------------------------|--|--|---|--------|------------|---------|
| Rwanda | Uganda | 4 digits | | | | | |
| | | 0901 | Coffee, whether or not roasted or decaffeinated; coffee husks and skins; coffee substitu | 1.11 | 27.09 | 2331.64 | |
| | | 0902 | Tea, whether or not flavoured. | 0.01 | 14.73 | 113018.24 | |
| | | 4101 | Raw hides and skins of bovine (including buffalo) or equine animals (fresh, or salted, d | 0.20 | 4.25 | 2024.93 | |
| | | 4103 | Other raw hides and skins (fresh, or salted, dried, limed, pickled or otherwise preserve | 0.01 | 3.67 | 48833.45 | |
| | | 708 | Leguminous vegetables, shelled or unshelled, fresh or chilled. | 0.72 | 0.88 | 23.01 | |
| | | 6309 | Worn clothing and other worn articles. | 0.00 | 0.74 | 62358.89 | |
| | | 7204 | Ferrous waste and scrap; remelting scrap ingots of iron or steel. | 0.41 | 0.49 | 18.99 | |
| | | 3304 | Beauty or make-up preparations and preparations for the care of the skin (other than med | 0.30 | 0.41 | 39.42 | |
| | | 2009 | Fruit juices (including grape must) and vegetable juices, unfermented and not containing | 0.03 | 0.21 | 549.64 | |
| | | 1101 | Wheat or meslin flour. | - | 0.20 | | |
| | | 7214 | Other bars and rods of iron or non-alloy steel, not further worked than forged, hot-roll | 0.07 | 0.19 | 173.15 | |
| | | 8529 | Parts suitable for use solely or principally with the apparatus of headings 85.25 to 85. | - | 0.17 | | |
| | | 2302 | Bran, sharps and other residues, whether or not in the form of pellets, derived from the | 0.03 | 0.15 | 387.42 | |
| | | 3917 | Tubes, pipes and hoses, and fittings therefor (for example, joints, elbows, flanges), of | 0.00 | 0.13 | 4248448.33 | |
| | | 2203 | Beer made from malt. | 0.12 | 0.12 | 0.90 | |
| | | 4102 | Raw skins of sheep or lambs (fresh, or salted, dried, limed, pickled or otherwise preser | - | 0.11 | | |
| | | 8430 | Other moving, grading, levelling, scraping, excavating, tamping, compacting, extracting | 0.01 | 0.11 | 680.97 | |
| | | 7326 | Other articles of iron or steel. | 0.01 | 0.10 | 581.91 | |
| | 8701 | Tractors (other than tractors of heading 87.09). | - | 0.09 | | | |
| | 8703 | Motor cars and other motor vehicles principally designed for the transport of persons (o | 0.04 | 0.09 | 119.19 | | |
| | Burundi | 2 digits | 10 | Cereals | 0.06 | 1.47 | 2491.46 |
| | | | 72 | Iron and steel | 0.34 | 1.32 | 285.95 |
| | | | 39 | Plastics and articles thereof | 0.23 | 1.18 | 405.16 |
| | | | 07 | Edible vegetables and certain roots and tubers | 1.28 | 0.97 | -24.34 |
| | | | 22 | Beverages, spirits and vinegar | 0.83 | 0.97 | 15.90 |
| | | | 70 | Ceramic products | 0.10 | 0.73 | 598.45 |
| | | | 25 | Salt; sulphur; earths and stone; plastering materials, lime and cement | 0.24 | 0.54 | 120.15 |
| | | | 64 | Footwear, gaiters and the like; parts of such articles | 0.88 | 0.46 | -47.81 |
| | | | 33 | Essential oils and resinoids; perfumery, cosmetic or toilet preparations | 0.26 | 0.40 | 53.52 |
| | | | 84 | Nuclear reactors, boilers, machinery and mechanical appliances; parts thereof | 0.06 | 0.22 | 294.55 |
| | | | 01 | Live animals | 0.16 | 0.18 | 14.00 |
| | | | 73 | Articles of iron or steel | 0.02 | 0.18 | 687.38 |
| | | | 94 | Furniture; bedding, mattresses, mattress supports, cushions and similar stuffed furnishings | 0.07 | 0.16 | 128.14 |
| | | | 11 | Products of the milling industry; malt; starches; inulin; wheat gluten | 0.17 | 0.09 | -45.47 |
| | | | 76 | Aluminium and articles thereof | 0.02 | 0.08 | 303.93 |
| | | | 19 | Preparations of cereals, flour, starch or milk; pastrycooks' products | 0.00 | 0.08 | 4694.36 |
| | | | 04 | Dairy produce; birds' eggs; natural honey; edible products of animal origin | 0.06 | 0.07 | 15.94 |
| | | | 15 | Animal or vegetable fats and oils and their cleavage products; prepared edible fats | 0.00 | 0.06 | 1208.68 |
| 20 | | | Preparations of vegetables, fruit, nuts or other parts of plants | 0.07 | 0.06 | -14.26 | |
| 32 | | Tanning or dyeing extracts; tannins and their derivatives; dyes | 0.03 | 0.06 | 60.16 | | |
| 4 digits | | 1005 | Maize (corn). | 0.06 | 1.46 | 2547.86 | |
| | | 7214 | Other bars and rods of iron or non-alloy steel, not further worked than forged, hot-roll | 0.32 | 1.23 | 281.52 | |
| | | 3923 | Articles for the conveyance or packing of goods, of plastics; stoppers, lids, caps and o | 0.01 | 0.98 | 14496.56 | |
| | | 2203 | Beer made from malt. | 0.82 | 0.96 | 17.05 | |
| | | 7010 | Carboys, bottles, flasks, jars, pots, phials, ampoules and other containers, of glass, o | 0.10 | 0.73 | 651.83 | |
| | | 0713 | Dried leguminous vegetables, shelled, whether or not skinned or split. | 0.73 | 0.49 | -32.84 | |
| | | 6402 | Other footwear with outer soles and uppers of rubber or plastics. | 0.76 | 0.34 | -55.42 | |
| | | 2523 | Portland cement, aluminous cement, slag cement, supersulphate cement and similar hydraul | 0.22 | 0.32 | 43.10 | |
| | | 0708 | Leguminous vegetables, shelled or unshelled, fresh or chilled. | 0.07 | 0.24 | 216.62 | |
| | | 3305 | Preparations for use on the hair. | 0.14 | 0.23 | 62.34 | |
| | | 0701 | Potatoes, fresh or chilled. | 0.30 | 0.22 | -27.12 | |
| | | 2517 | Pebbles, gravel, broken or crushed stone, of a kind commonly used for concrete aggregate | 0.02 | 0.22 | 1042.27 | |
| | | 3925 | Builders' ware of plastics, not elsewhere specified or included. | 0.18 | 0.18 | 2.79 | |
| | | 8431 | Parts suitable for use solely or principally with the machinery of headings 84.25 to 84. | - | 0.16 | | |
| | | 3304 | Beauty or make-up preparations and preparations for the care of the skin (other than med | 0.11 | 0.14 | 22.74 | |
| | | 9403 | Other furniture and parts thereof. | 0.03 | 0.14 | 414.57 | |
| | | 0102 | Live bovine animals. | 0.12 | 0.12 | 3.04 | |
| | | 6404 | Footwear with outer soles of rubber, plastics, leather or composition leather and uppers | 0.12 | 0.11 | -1.36 | |
| | | 1107 | Malt, whether or not roasted. | 0.13 | 0.07 | -44.12 | |
| | 7606 | Aluminium plates, sheets and strip, of a thickness exceeding 0.2 mm. | 0.02 | 0.07 | 260.15 | | |

Table 7c: Intra-EAC Domestic Exports of the major twenty products, 2012 compared to 2011 (US\$, million)

| Partner State | Country of Destination | Hs Level | Description of Goods | 2011 | 2012 | % change | |
|----------------|---|--|---|---|---------|----------|---------|
| Burundi | Kenya | 2 digits | | | | | |
| | | 09 | Coffee, Tea, Mate And Spices | 11.04 | 12.07 | 9.33 | |
| | | 41 | Raw Hides And Skins (Other Than Furskins) And Leather | 3.50 | 3.29 | -5.94 | |
| | | 71 | Natural/Cultured Pearls, Prec Stones & Metals, Coin Etc | 0.21 | 0.00 | -98.09 | |
| | | 11 | Prod Mill Indust; Malt; Starches; Inulin; Wheat Gluten | 0.00 | 0.00 | -100.00 | |
| | | 4digits | | | | | |
| | | 0902 | Tea | 10.56 | 12.07 | 14.33 | |
| | | 4103 | Other Raw Hides And Skins, Fresh Or Preserved, Not Tanned, Nes | 1.91 | 1.20 | -37.38 | |
| | | 4101 | Raw Hides And Skins Of Bovine Or Equine Animals, Not Tanned | 1.17 | 1.40 | 19.30 | |
| | | 0901 | Coffee; Coffee Husks And Skins; Coffee Substitutes Containing Coffee | 0.48 | 0.00 | -99.52 | |
| | 4102 | Raw Skins Of Sheep Or Lambs, But Not Tanned | 0.403 | 0.616 | 53.03 | | |
| | 7108 | Gold, Unwrought Or In Semi-Manufactured Forms, Or In Powder Form | 0.214 | 0.000 | -100.00 | | |
| | 4105 | Sheep Or Lamb Skin Leather, Without Wool On | 0.011 | 0.000 | -100.00 | | |
| | 1109 | Wheat Gluten | 0.001 | 0.000 | -100.00 | | |
| | Rwanda | 2 digits | 06 | Live Tree & Other Plant; Bulb, Root; Cut Flowers Etc | 0.06 | 0.00 | -100.00 |
| | | | 07 | Edible Vegetables And Certain Roots And Tubers | 0.02 | - | -100.00 |
| | | | 08 | Edible Fruit And Nuts; Peel Of Citrus Fruit Or Melons | 0.004 | 0.01 | 150.54 |
| | | | 09 | Coffee, Tea, Mate And Spices | 0.62 | 0.44 | -29.77 |
| | | | 10 | Cereals | 0.21 | 0.00 | -100.00 |
| 11 | | | Prod Mill Indust; Malt; Starches; Inulin; Wheat Gluten | 0.01 | 0.00 | -100.00 | |
| 15 | | | Animal/Veg Fats & Oils & Their Cleavage Products; Etc | 0.01 | 0.06 | 900.13 | |
| 22 | | | Beverages, Spirits And Vinegar | 0.13 | 0.00 | -96.83 | |
| 23 | | | Residues & Waste From The Food Indust; Prepr Ani Fodder | 0.01 | 0.00 | -74.16 | |
| 24 | | | Tobacco And Manufactured Tobacco Substitutes | 0.06 | 0.09 | 49.45 | |
| 26 | | | Ores, Slag And Ash | 0.06 | 0.00 | -100.00 | |
| 34 | | | Soap, Organic Surface-Active Agents, Washing Prep, Etc | 2.72 | 3.17 | 16.28 | |
| 41 | | | Raw Hides And Skins (Other Than Furskins) And Leather | 0.04 | 0.03 | -26.73 | |
| 44 | | | Wood And Articles Of Wood; Wood Charcoal | 0.005 | 0.010 | 101.67 | |
| 52 | | | Cotton | 0.05 | 0.00 | -100.00 | |
| 70 | | | Glass And Glassware | 0.13 | 0.00 | -100.00 | |
| 72 | | | Iron And Steel | 0.37 | 0.02 | -94.68 | |
| 73 | | | Articles Of Iron Or Steel | 0.15 | 0.04 | -74.36 | |
| 84 | | | Nuclear Reactors, Boilers, Mchy & Mech Appliance; Parts | 0.03 | 0.00 | -100.00 | |
| 94 | | | Furniture; Bedding, Mattress, Matt Support, Cushion Etc | 0.01 | 0.00 | -100.00 | |
| 4digits | | 3401 | Soap; Organic Surface-Active Products In Bars, Etc; Paper With Soap,Etc | 2.72 | 3.17 | 16.62 | |
| | | 0901 | Coffee; Coffee Husks And Skins; Coffee Substitutes Containing Coffee | 0.62 | 0.44 | -29.77 | |
| | | 1005 | Maize(Corn) | 0.20 | 0.00 | -100.00 | |
| | | 7214 | Iron/Steel Bars And Rods, Forged, Etc (Incl. Twisted), Uncoiled | 0.19 | 0.00 | -100.00 | |
| | | 7215 | Other Bars And Rods Of Iron Or Non-Alloy Steel | 0.17 | 0.00 | -100.00 | |
| | | 7010 | Carboys, Bottles, Flasks... Ampoules, Etc; Stoppers, Lids..., Of Glass | 0.13 | 0.00 | -100.00 | |
| | | 2203 | Beer Made From Malt | 0.12 | 0.00 | -96.47 | |
| | | 7308 | Iron/Steel Structures And Parts Thereof; Plates, Rods... Therefor | 0.08 | 0.02 | -76.31 | |
| | | 2402 | Cigars, Cigarillos, Cigarettes, Etc, Of Tobacco Or Tobacco Substitutes | 0.06 | 0.09 | 49.45 | |
| | | 2617 | Other Ores And Concentrates | 0.06 | 0.00 | -100.00 | |
| | | 7307 | Tube Or Pipe Fittings Of Iron Or Steel | 0.06 | 0.00 | -100.00 | |
| | | 0602 | Other Live Plants, Cuttings And Slips, Mushroom Spawn | 0.06 | 0.00 | -100.00 | |
| | | 5203 | Cotton, Carded Or Combed | 0.05 | 0.00 | -100.00 | |
| | | 4101 | Raw Hides And Skins Of Bovine Or Equine Animals, Not Tanned | 0.04 | 0.03 | -24.75 | |
| | | 8481 | Taps, Cocks, Valves And Similar Appliances For Pipes, Boiler Shells... | 0.03 | 0.00 | -100.00 | |
| | | 0713 | Dried Leguminous Vegetables, Shelled | 0.02 | 0.00 | -100.00 | |
| 2201 | Waters, (Incl. Mineral Waters And Aerated Waters); Ice And Snow | 0.01 | 0.00 | -100.00 | | | |
| 2306 | Oil-Cake And Other Solid Residues, Of Vegetable Fats | 0.01 | 0.00 | -74.16 | | | |
| 1007 | Grain Sorghum | 0.01 | 0.00 | -100.00 | | | |
| 1109 | Wheat Gluten | 0.01 | 0.00 | -100.00 | | | |

Table 7c: Intra-EAC Domestic Exports of the major twenty products, 2012 compared to 2011 (US\$, million)

| Partner State | Country of Destination | Hs Level | Description of Goods | 2011 | 2012 | % change | |
|----------------|---|---|--|---|---------|----------|---------|
| Burundi | Tanzania | 2digits | | | | | |
| | | 08 | Edible Fruit And Nuts; Peel Of Citrus Fruit Or Melons | 0.0024 | 0.0714 | 2883.13 | |
| | | 09 | Coffee, Tea, Mate And Spices | 0.0024 | 0.0009 | -63.89 | |
| | | 12 | Oil Seed, Oleagi Fruits; Miscell Grain, Seed, Fruit Etc | 0.0001 | 0.0004 | 236.02 | |
| | | 24 | Tobacco And Manufactured Tobacco Substitutes | 0.04 | 0.00 | -97.37 | |
| | | 26 | Ores, Slag And Ash | 0.03 | 0.00 | -96.15 | |
| | | 34 | Soap, Organic Surface-Active Agents, Washing Prep, Etc | 0.04 | 0.00 | -97.01 | |
| | | 41 | Raw Hides And Skins (Other Than Furskins) And Leather | 0.11 | 0.00 | -100.00 | |
| | | 44 | Wood And Articles Of Wood; Wood Charcoal | 0.01 | 0.08 | 619.86 | |
| | | 72 | Iron And Steel | 0.02 | 0.00 | -86.66 | |
| | | 4digits | | | | | |
| | | 0803 | Bananas, Including Plantains, Fresh Or Dried | 0.001 | 0.051 | 5759.00 | |
| | | 0804 | Dates, Figs, Pineapples...Etc, Fresh Or Dried | 0.002 | 0.020 | 1209.93 | |
| | | 0901 | Coffee; Coffee Husks And Skins; Coffee Substitutes Containing Coffee | 0.001 | 0.009 | 509.36 | |
| | | 0902 | Tea | 0.001 | 0.004 | 281.33 | |
| | 1206 | Sunflower Seeds | 0.0001 | 0.0000 | -100.00 | | |
| | 2402 | Cigars, Cigarillos, Cigarettes, Etc, Of Tobacco Or Tobacco Substitutes | 0.04 | 0.71 | 1767.26 | | |
| | 2611 | Tungsten Ores And Concentrates | 0.03 | 0.00 | -100.00 | | |
| | 2617 | Other Ores And Concentrates | 0.001 | 0.000 | -100.00 | | |
| | 3401 | Soap; Organic Surface-Active Products In Bars, Etc; Paper With Soap,Etc | 0.04 | 0.02 | -54.82 | | |
| | 4103 | Other Raw Hides And Skins, Fresh Or Preserved, Not Tanned, Nes | 0.02 | 0.00 | -100.00 | | |
| | 4104 | Leather Of Bovine Or Equine Animals, Without Hair On | 0.09 | 0.00 | -100.00 | | |
| | 4407 | Wood Sawn Or Chipped Lengthwise, Sliced Or Peeled, >6Mm Thick | 0.003 | 0.039 | 1261.95 | | |
| | 4409 | Wood, Continuously Shaped Along Any Of Its Edges Or Faces | 0.001 | 0.001 | -57.83 | | |
| | 4413 | Densified Wood, In Blocks, Plates, Strips Or Profile Shapes | 0.004 | 0.036 | 905.98 | | |
| | 4418 | Builders' Joinery And Carpentry Of Wood | 0.004 | 0.000 | -100.00 | | |
| | 7215 | Other Bars And Rods Of Iron Or Non-Alloy Steel | 0.02 | 0.00 | -100.00 | | |
| | Uganda | 2digits | 09 | Coffee, Tea, Mate And Spices | 2.46 | 1.50 | -39.09 |
| | | | 24 | Tobacco And Manufactured Tobacco Substitutes | 1.22 | 2.02 | 65.83 |
| | | | 41 | Raw Hides And Skins (Other Than Furskins) And Leather | 0.03 | 0.10 | 276.55 |
| | | | 70 | Glass And Glassware | 0.01 | 0.00 | -100.00 |
| | | | 22 | Beverages, Spirits And Vinegar | 0.01 | 0.02 | 98.83 |
| 10 | | | Cereals | 0.01 | 0.00 | -100.00 | |
| 87 | | | Vehicles O/T Railw/Tramw Roll-Stock, Pts & Accessories | 0.01 | 0.00 | -100.00 | |
| 84 | | | Nuclear Reactors, Boilers, Mchy & Mech Appliance; Parts | 0.002 | 0.000 | -100.00 | |
| 05 | | | Products Of Animal Origin, Nes Or Included. | 0.001 | 0.000 | -100.00 | |
| 4digits | | | | | | | |
| 0901 | | Coffee; Coffee Husks And Skins; Coffee Substitutes Containing Coffee | 2.46 | 1.50 | -39.09 | | |
| 2402 | | Cigars, Cigarillos, Cigarettes, Etc, Of Tobacco Or Tobacco Substitutes | 1.22 | 2.02 | 65.83 | | |
| 4101 | | Raw Hides And Skins Of Bovine Or Equine Animals, Not Tanned | 0.03 | 0.00 | -94.22 | | |
| 7010 | | Carboys, Bottles, Flasks... Ampoules, Etc; Stoppers, Lids..., Of Glass | 0.01 | 0.00 | -100.00 | | |
| 2203 | | Beer Made From Malt | 0.01 | 0.02 | 93.45 | | |
| 1005 | | Maize(Corn) | 0.01 | 0.00 | -100.00 | | |
| 8703 | | Motor Cars And Other Motor Vehicles For The Transport Of Persons | 0.01 | 0.00 | -100.00 | | |
| 8438 | Machinery, Nes, For The Industrial Preparation Of Food Or Drink | 0.002 | 0.000 | -100.00 | | | |
| 0511 | Animal Products, Nes; Dead Of Chapters 1 And 3, Unfit For Human Consum. | 0.001 | 0.000 | -100.00 | | | |

Table 7c: Intra-EAC Domestic Exports of the major twenty products, 2012 compared to 2011 (US\$, million)

| Partner State | Country of Destination | Hs Level | Description of Goods | 2011 | 2012 | % change | | |
|---------------|---|-----------------|--|-----------------|--|----------|-------|-----------|
| Tanzania | Kenya | 2 digits | | | | | | |
| | | 23 | Residues & Waste From The Food Indust; Prepr Ani Fodder | 14.29 | 42.98 | 200.64 | | |
| | | 10 | Cereals | 2.13 | 27.31 | 1181.55 | | |
| | | 27 | Mineral Fuels, Oils & Product Of Their Distillation; Etc | 13.00 | 27.26 | 109.63 | | |
| | | 08 | Edible Fruit And Nuts; Peel Of Citrus Fruit Or Melons | 1.01 | 25.74 | 2444.64 | | |
| | | 07 | Edible Vegetables And Certain Roots And Tubers | 3.93 | 24.47 | 522.28 | | |
| | | 63 | Other Made Up Textile Articles; Sets; Worn Clothing Etc | 30.68 | 20.26 | -33.94 | | |
| | | 48 | Paper & Paperboard; Art Of Paper Pulp, Paper/Paperboard | 27.09 | 20.11 | -25.79 | | |
| | | 11 | Prod Mill Indust; Malt; Starches; Insulin; Wheat Gluten | 3.30 | 15.66 | 375.17 | | |
| | | 90 | Optical, Photo, Cine, Meas, Checking, Precision, Etc | 0.27 | 15.31 | 5609.64 | | |
| | | 09 | Coffee, Tea, Mate And Spices | 17.94 | 15.28 | -14.83 | | |
| | | 73 | Articles Of Iron And Steel | 6.54 | 9.02 | 37.93 | | |
| | | 22 | Beverages, Spirits And Vinegar | 4.40 | 7.47 | 69.77 | | |
| | | 59 | Impregnated, Coated, Cover/Laminated Textile Fabric Etc | 8.14 | 6.40 | -21.39 | | |
| | | 03 | Fish & Crustacean, Mollusc & Other Aquatic Invertebrate | 5.19 | 6.38 | 23.01 | | |
| | | 84 | Nuclear Reactors, Boilers, Mchy & Mech Appliance; Parts | 19.78 | 6.17 | -68.81 | | |
| | | 52 | Cotton | 3.89 | 5.42 | 39.26 | | |
| | | 44 | Wood And Articles Of Wood; Wood Charcoal | 5.51 | 5.29 | -3.85 | | |
| | | 85 | Electrical Mchy Equip Parts Thereof; Sound Recorder Etc | 11.79 | 4.61 | -60.91 | | |
| | | 39 | Plastics And Articles Thereof | 3.30 | 4.52 | 37.08 | | |
| | | 25 | Salt; Sulphur; Earth & Ston; Plastering Mat; Lime & Cem | 2.10 | 4.42 | 110.76 | | |
| | | | | 4 digits | | | | |
| | | | | 2306 | Oil-Cake And Other Solid Residues, Of Vegetable Fats | 11.21 | 42.66 | 280.72 |
| | | | | 0805 | Citrus Fruit, Fresh Or Dried | 0.45 | 24.90 | 5405.78 |
| | | | | 1005 | Maize(Corn) | 0.29 | 21.62 | 7482.54 |
| | | | | 2711 | Petroleum Gases And Other Gaseous Hydrocarbons | 7.61 | 20.43 | 168.58 |
| | | | | 4804 | Uncoated Kraft Paper And Paperboard, In Rolls Or Sheets (Excl. 48.02+03) | 24.59 | 16.84 | -31.51 |
| | | | | 9025 | Hydrometers... Thermometers, Pyrometers, Barometers, Hygrometers... | - | 14.76 | |
| | | | | 0902 | Tea | 16.84 | 14.70 | -12.72 |
| | | | | 1103 | Cereal Groats, Meal And Pellets | 0.00 | 12.99 | 832877.61 |
| | | | | 0701 | Potatoes, Fresh Or Chilled | 0.26 | 12.83 | 4814.78 |
| | | | | 6304 | Other Furnishing Articles, Nes (Excl. Of 94.04) | 28.02 | 10.26 | -63.40 |
| | | | | 0708 | Leguminous Vegetables, Shelled Or Unshelled, Fresh Or Chilled | 0.98 | 8.18 | 735.89 |
| | | | | 5906 | Rubberized Textile Fabrics | 8.11 | 6.33 | -21.99 |
| | | | | 7304 | Tubes, Pipes And Hollow Profiles, Seamless, Of Iron (Excl. Cast), Steel | 3.92 | 5.98 | 52.66 |
| | | | | 6305 | Sacks And Bags, Used For Packing Goods | 1.50 | 5.16 | 244.05 |
| | | | | 1007 | Grain Sorghum | 0.30 | 4.99 | 0.00 |
| | | | | 2203 | Beer Made From Malt | 3.43 | 4.38 | 27.88 |
| | | | | 2712 | Petroleum Jelly; Paraffin Wax... And Other Mineral Waxes, Etc | 4.21 | 4.35 | 3.33 |
| | | | | 6309 | Worn Clothing | 0.33 | 3.96 | 1102.69 |
| | | | | 0305 | Fish, Salted, Dried...; Smoked Fish; Fish Meal Fit For Human Consumption | 3.78 | 3.87 | 2.53 |
| | | 7610 | Aluminium Structures And Parts Of Structures; Plates, Rods... Therefor | 0.08 | 3.50 | 4181.02 | | |
| Uganda | Kenya | 2 digits | | | | | | |
| | | 10 | Cereals | 2.26 | 17.79 | 687.01 | | |
| | | 27 | Mineral Fuels, Oils & Product Of Their Distillation; Etc | 3.86 | 6.75 | 74.64 | | |
| | | 63 | Other Made Up Textile Articles; Sets; Worn Clothing Etc | 1.77 | 5.42 | 206.62 | | |
| | | 48 | Paper & Paperboard; Art Of Paper Pulp, Paper/Paperboard | 3.21 | 4.66 | 45.15 | | |
| | | 70 | Glass And Glassware | 1.84 | 3.83 | 108.05 | | |
| | | 85 | Electrical Mchy Equip Parts Thereof; Sound Recorder Etc | 1.71 | 3.47 | 103.18 | | |
| | | 22 | Beverages, Spirits And Vinegar | 2.16 | 3.28 | 51.39 | | |
| | | 39 | Plastics And Articles Thereof | 7.03 | 2.54 | -63.84 | | |
| | | 11 | Prod Mill Indust; Malt; Starches; Insulin; Wheat Gluten | 0.01 | 2.48 | 21267.20 | | |
| | | 84 | Nuclear Reactors, Boilers, Mchy & Mech Appliance; Parts | 3.13 | 2.41 | -23.00 | | |
| | | 72 | Iron And Steel | 2.04 | 2.19 | 7.31 | | |
| | | 56 | Wadding, Felt & Nonwoven; Yarns; Twine, Cordage, Etc | 1.60 | 2.01 | 25.49 | | |
| | | 12 | Oil Seed, Oleagi Fruits; Miscell Grain, Seed, Fruit Etc | 1.27 | 0.98 | -22.28 | | |
| | | 61 | Art Of Apparel & Clothing Access, Knitted Or Crocheted | 0.73 | 0.94 | 28.31 | | |
| | | 69 | Ceramic Products | 0.02 | 0.86 | 4793.91 | | |
| | | 15 | Animal/Veg Fats & Oil & Their Cleavage Products; Etc | 0.48 | 0.82 | 69.57 | | |
| | | 03 | Fish & Crustacean, Mollusc & Other Aquatic Invertebrate | 0.50 | 0.69 | 39.27 | | |
| | | 07 | Edible Vegetables And Certain Roots And Tubers | 0.20 | 0.64 | 226.55 | | |
| 25 | Salt; Sulphur; Earth & Ston; Plastering Mat; Lime & Cem | 0.01 | 0.60 | 6051.10 | | | | |
| 17 | Sugars And Sugar Confectionery | 0.36 | 0.48 | 34.00 | | | | |

Table 7c: Intra-EAC Domestic Exports of the major twenty products, 2012 compared to 2011 (US\$, million)

| Partner State | Country of Destination | Hs Level | Description of Goods | 2011 | 2012 | % change | | |
|---------------|--|-----------------|--|-----------------|--|------------|-------|----------|
| Tanzania | Uganda | 4 digits | | | | | | |
| | | 1005 | Maize(Corn) | 0.00 | 14.94 | 3481439.86 | | |
| | | 4819 | Cartons, Boxes, Etc; Box Files, Etc, Of Paper, Paperboard, Etc | 2.07 | 3.91 | 0.00 | | |
| | | 7010 | Carboys, Bottles, Flasks... Ampoules, Etc; Stoppers, Lids..., Of Glass | 1.52 | 3.81 | 0.00 | | |
| | | 6304 | Other Furnishing Articles, Nes (Excl. Of 94.04) | 0.43 | 3.45 | 704.72 | | |
| | | 2711 | Petroleum Gases And Other Gaseous Hydrocarbons | 1.97 | 3.36 | 70.46 | | |
| | | 8504 | Electrical Transformers, Static Converters And Inductors | 0.89 | 3.14 | 253.75 | | |
| | | 2207 | Ethyl Alcohol, Undenatured Of >=80% Alcohol, Denatured Spirits | 1.82 | 3.11 | 70.91 | | |
| | | 2710 | Petroleum Oils And Oils Obtained From Bituminous Minerals,Other Than Crude | 1.44 | 2.47 | 71.64 | | |
| | | 1108 | Starches And Inulin | - | 2.46 | - | | |
| | | 5607 | Twine, Cordage, Rope And Cables | 1.54 | 2.00 | 30.10 | | |
| | | 6305 | Sacks And Bags, Used For Packing Goods | 1.13 | 1.72 | 52.46 | | |
| | | 1006 | Rice | 1.07 | 1.42 | 32.07 | | |
| | | 3923 | Articles For Conveyance Or Packing Of Goods, Of Plastics | 1.22 | 1.22 | 0.00 | | |
| | | 7210 | Rolled Iron Or Non-Alloy Steel, >=600Mm Wide, Clad, Plated Or Coated | 1.00 | 1.18 | 18.47 | | |
| | | 6109 | T-Shirts, Singlets And Other Vests, Knitted Or Crocheted | 0.71 | 0.92 | 30.43 | | |
| | | 2712 | Petroleum Jelly; Paraffin Wax... And Other Mineral Waxes, Etc | 0.24 | 0.91 | 284.72 | | |
| | | 1512 | Sunflower-Seed, Safflower Or Cotton-Seed Oil And Their Fractions | 0.41 | 0.82 | 99.05 | | |
| | | 6907 | Unglazed Ceramic Flags, Paving, Hearth Or Wall Tiles; Mozaic Cubes, Etc | - | 0.82 | - | | |
| | | 1213 | Cereal Straw And Husks | 0.41 | 0.80 | 94.71 | | |
| | | 3920 | Other Plates..., Of Plastics, Not Reinforced, Etc | 5.00 | 0.74 | 0.00 | | |
| | | Burundi | Burundi | 2 digits | | | | |
| | | | | 25 | Salt; Sulphur; Earth & Ston; Plastering Mat; Lime & Cem | 7.38 | 16.77 | 127.31 |
| | | | | 70 | Glass And Glassware | 7.28 | 7.22 | -0.92 |
| | | | | 39 | Plastics And Articles Thereof | 1.85 | 2.84 | 53.28 |
| | | | | 11 | Prod Mill Indust; Malt; Starches; Insulin; Wheat Gluten | 1.51 | 2.62 | 73.16 |
| | | | | 27 | Mineral Fuels, Oils & Product Of Their Distillation; Etc | 1.60 | 2.11 | 32.47 |
| | | | | 48 | Paper & Paperboard; Art Of Paper Pulp, Paper/Paperboard | 0.33 | 1.55 | 378.31 |
| | | | | 63 | Other Made Up Textile Articles; Sets; Worn Clothing Etc | 0.47 | 1.53 | 227.94 |
| | | | | 94 | Furniture; Bedding, Mattress, Matt Support, Cushion Etc | 1.15 | 1.51 | 31.06 |
| | | | | 72 | Iron And Steel | 1.47 | 1.46 | -0.53 |
| | | | | 12 | Oil Seed, Oleagi Fruits; Miscell Grain, Seed, Fruit Etc | 0.15 | 1.31 | 776.38 |
| | | | | 22 | Beverages, Spirits And Vinegar | 0.04 | 1.24 | 2842.75 |
| | | | | 10 | Cereals | 0.02 | 1.02 | 5412.53 |
| | | | | 33 | Essential Oils & Resinoids; Perf, Cosmetic/Toilet Prep | 0.66 | 0.88 | 33.12 |
| | | | | 34 | Soap, Organic Surface-Active Agents, Washing Prep, Etc | 1.16 | 0.78 | -32.55 |
| | | | | 84 | Nuclear Reactors, Boilers, Mchy & Mech Appliance; Parts | 1.21 | 0.74 | -38.81 |
| | | | | 19 | Prep Of Cereal, Flour, Starch/Milk; Pastrycooks' Prod | 0.30 | 0.62 | 108.37 |
| | | | | 31 | Fertilisers | 0.61 | 0.43 | -29.23 |
| 32 | Tanning/Dyeing Extract; Tannins & Derivs; Pigm Etc | | | 0.02 | 0.31 | 1773.99 | | |
| 73 | Articles Of Iron And Steel | | | 0.27 | 0.20 | -22.88 | | |
| 15 | Animal/Veg Fats & Oil & Their Cleavage Products; Etc | | | 0.57 | 0.20 | -64.11 | | |
| | | | | 4 digits | | | | |
| | | | | 2501 | Salt/Pure Sodium Chloride Whether Or Not Cont Ant-Caking Agents;Seawater | 2.71 | 9.82 | 262.80 |
| | | | | 7010 | Carboys, Bottles, Flasks... Ampoules, Etc; Stoppers, Lids..., Of Glass | 7.23 | 7.17 | -0.75 |
| | | | | 2523 | Portland Cement, Aluminous Cement, Persulphate Cement, Etc | 4.61 | 6.88 | 49.34 |
| | | | | 3923 | Articles For Conveyance Or Packing Of Goods, Of Plastics | 0.63 | 2.37 | 275.82 |
| | | | | 4820 | Registers, Account Books, Etc; Albums For Samples, Of Paper, Paperboard | 0.06 | 1.37 | 2102.85 |
| | | | | 1101 | Wheat Or Meslin Flour | 1.51 | 1.33 | -11.75 |
| | | | | 9404 | Mattress Supports; Articles Of Bedding, Sprung, Stuffed, Etc | 0.97 | 1.33 | 36.81 |
| | | | | 1207 | Other Oil Seeds And Oleaginous Fruits | 0.02 | 1.27 | 5009.65 |
| | | | | 2712 | Petroleum Jelly; Paraffin Wax... And Other Mineral Waxes, Etc | 0.65 | 1.23 | 0.00 |
| | | | | 7210 | Rolled Iron Or Non-Alloy Steel, >=600Mm Wide, Clad, Plated Or Coated | 1.25 | 1.20 | -4.34 |
| | | | | 1102 | Cereal Flours, (Excl. Wheat Or Meslin) | 0.00 | 1.16 | 45053.19 |
| | | | | 1005 | Maize(Corn) | - | 0.81 | 0.00 |
| | | | | 3304 | Beauty, Make-Up, Skin-Care (Incl. Suntan), Manicure... Preparations | 0.62 | 0.80 | 28.53 |
| | | | | 2710 | Petroleum Oils And Oils Obtained From Bituminous Minerals,Other Than Crude | 0.57 | 0.78 | 37.48 |
| | | | | 3401 | Soap; Organic Surface-Active Products In Bars, Etc; Paper With Soap,Etc | 1.16 | 0.78 | -33.02 |
| | | | | 6304 | Other Furnishing Articles, Nes (Excl. Of 94.04) | 0.14 | 0.77 | 0.00 |
| | | | | 2207 | Ethyl Alcohol, Undenatured Of >=80% Alcohol, Denatured Spirits | 0.04 | 0.70 | 1748.53 |
| | | 6305 | Sacks And Bags, Used For Packing Goods | 0.32 | 0.64 | 101.54 | | |
| | | 1905 | Bread, Pastry, Cakes, Etc; Communion Wafers, Rice Paper, Etc | 0.28 | 0.58 | 106.57 | | |
| | | 2202 | Waters (Incl. Mineral And Aerated), With Added Sugar...(Incl. Sweetened) | 0.00 | 0.49 | 17981.98 | | |

Table 7c: Intra-EAC Domestic Exports of the major twenty products, 2012 compared to 2011 (US\$, million)

| Partner State | Country of Destination | Hs Level | Description of Goods | 2011 | 2012 | % change | | |
|---------------|------------------------|-----------------|--|-----------------|--|----------|------|--------|
| Tanzania | Rwanda | 2 digits | | | | | | |
| | | 31 | Fertilisers | 0.68 | 9.63 | 1305.47 | | |
| | | 25 | Salt; Sulphur; Earth & Ston; Plastering Mat; Lime & Cem | 7.19 | 9.06 | 25.98 | | |
| | | 17 | Sugars And Sugar Confectionery | 4.74 | 8.15 | 71.93 | | |
| | | 39 | Plastics And Articles Thereof | 12.55 | 6.49 | -48.27 | | |
| | | 72 | Iron And Steel | 4.58 | 5.87 | 27.99 | | |
| | | 27 | Mineral Fuels, Oils & Product Of Their Distillation; Etc | 5.03 | 5.08 | 0.89 | | |
| | | 10 | Cereals | 12.86 | 4.40 | -65.84 | | |
| | | 70 | Glass And Glassware | 3.80 | 3.94 | 3.89 | | |
| | | 12 | Oil Seed, Oleagi Fruits; Miscell Grain, Seed, Fruit Etc | 1.84 | 3.78 | 104.94 | | |
| | | 85 | Electrical Mchy Equip Parts Thereof; Sound Recorder Etc | 0.40 | 2.27 | 465.13 | | |
| | | 63 | Other Made Up Textile Articles; Sets; Worn Clothing Etc | 3.21 | 2.06 | -35.73 | | |
| | | 03 | Fish & Crustacean, Mollusc & Other Aquatic Invertebrate | 0.97 | 1.64 | 69.88 | | |
| | | 22 | Beverages, Spirits And Vinegar | 0.02 | 1.44 | 8900.67 | | |
| | | 33 | Essential Oils & Resinoids; Perf, Cosmetic/Toilet Prep | 0.81 | 1.44 | 76.93 | | |
| | | 48 | Paper & Paperboard; Art Of Paper Pulp, Paper/Paperboard | 0.71 | 1.39 | 94.71 | | |
| | | 07 | Edible Vegetables And Certain Roots And Tubers | 0.56 | 1.17 | 109.60 | | |
| | | 11 | Prod Mill Indust; Malt; Starches; Insulin; Wheat Gluten | 2.27 | 0.89 | -60.78 | | |
| | | 24 | Tobacco And Manufactured Tobacco Substitutes | - | 0.81 | - | | |
| | | 19 | Prep Of Cereal, Flour, Starch/Milk; Pastrycooks' Prod | 0.37 | 0.52 | 40.69 | | |
| | | 26 | Ores, Slag And Ash | 0.37 | 0.35 | -6.01 | | |
| | | | | 4 digits | | | | |
| | | | | 3105 | Mineral Or Chemical Fertilizers, Nes; Other Fertilizers; Goods =<10Kg | - | 9.56 | 0.00 |
| | | | | 2523 | Portland Cement, Aluminous Cement, Persulphate Cement, Etc | 6.96 | 9.04 | 29.76 |
| | | | | 1701 | Cane Or Beet Sugar And Chemically Pure Sucrose, In Solid Form | 4.69 | 8.15 | 73.59 |
| | | | | 3917 | Tubes, Pipes And Hoses, And Fittings Therefor, Of Plastics | 10.55 | 4.57 | -56.71 |
| | | | | 7214 | Iron/Steel Bars And Rods, Forged, Etc (Incl. Twisted), Uncoiled | 4.23 | 4.26 | 0.76 |
| | | | | 7010 | Carboys, Bottles, Flasks... Ampoules, Etc; Stoppers, Lids..., Of Glass | 3.64 | 3.59 | -1.33 |
| | | | | 2712 | Petroleum Jelly; Paraffin Wax... And Other Mineral Waxes, Etc | 3.03 | 3.08 | 1.63 |
| | | | | 1006 | Rice | 10.60 | 2.55 | 0.00 |
| | | | | 6305 | Sacks And Bags, Used For Packing Goods | 0.78 | 2.04 | 161.57 |
| | | | | 2711 | Petroleum Gases And Other Gaseous Hydrocarbons | 0.81 | 1.94 | 139.42 |
| | | | | 1202 | Ground-Nuts, Not Roasted Or Otherwise Cooked | 0.86 | 1.93 | 123.79 |
| | | 1211 | Plants And Parts Of Plants, Of A Kind Used In Perfumery, Pharmacy...Etc | 0.96 | 1.84 | 92.17 | | |
| | | 305 | Fish, Salted, Dried...; Smoked Fish; Fish Meal Fit For Human Consumption | 0.96 | 1.60 | 66.73 | | |
| | | 3924 | Tableware, Kitchenware... And Toilet Articles, Of Plastics | 0.91 | 1.51 | 66.49 | | |
| | | 7213 | Iron/Steel Bars Androds, Hot-Rolled, In Irregularly Wound Coils | - | 1.43 | 0.00 | | |
| | | 8502 | Electric Generating Sets And Rotary Converters | 0.07 | 1.34 | 1925.48 | | |
| | | 2202 | Waters (Incl. Mineral And Aerated), With Added Sugar...(Incl. Sweetened) | 0.00 | 1.31 | 44663.42 | | |
| | | 1001 | Wheat And Meslin | 0.44 | 1.11 | 152.53 | | |
| | | 3304 | Beauty, Make-Up, Skin-Care (Incl. Suntan), Manicure... Preparations | 0.56 | 0.93 | 0.00 | | |

Source: Partner States' Revenue Authorities

Table 7d: Major Domestic Exports of EAC Countries 2011 (US\$ million)

| Partner State | HS level | Description of Goods | FOB Values | |
|---------------|-----------------|--|--|--------|
| Uganda | 2 digits | | | |
| | 09 | Coffee, Tea, Mate And Spices | 548.00 | |
| | 85 | Electrical Mchy Equip Parts Thereof; Sound Recorder Etc | 144.94 | |
| | 03 | Fish & Crustacean, Mollusc & Other Aquatic Invertebrate | 135.55 | |
| | 27 | Mineral Fuels, Oils & Product Of Their Distillation; Etc | 124.06 | |
| | 15 | Animal/Veg Fats & Oils & Their Cleavage Products; Etc | 101.11 | |
| | 25 | Salt; Sulphur; Earth & Ston; Plastering Mat; Lime & Cem | 98.21 | |
| | 52 | Cotton | 86.90 | |
| | 17 | Sugars And Sugar Confectionery | 81.89 | |
| | 72 | Iron And Steel | 78.21 | |
| | 87 | Vehicles O/T Railw/Tramw Roll-Stock, Pts & Accessories | 63.59 | |
| | 24 | Tobacco And Manufactured Tobacco Substitutes | 55.22 | |
| | 06 | Live Tree & Other Plant; Bulb, Root; Cut Flowers Etc | 52.57 | |
| | 84 | Nuclear Reactors, Boiliers, Mchy & Mech Appliance; Parts | 51.88 | |
| | 18 | Cocoa And Cocoa Preparations | 44.89 | |
| | 73 | Articles Of Iron Or Steel | 40.55 | |
| | 10 | Cereals | 39.26 | |
| | 22 | Beverages, Spirits And Vinegar | 34.49 | |
| | 41 | Raw Hides And Skins (Other Than Furskins) And Leather | 33.07 | |
| | 34 | Soap, Organic Surface-Active Agents, Washing Prep, Etc | 31.67 | |
| | 07 | Edible Vegetables And Certain Roots And Tubers | 23.07 | |
| | | 4 digits | | |
| | | 0901 | Coffee; Coffee Husks And Skins; Coffee Substitutes Containing Coffee | 466.58 |
| | | 2523 | Portland Cement, Aluminous Cement, Persulphate Cement, Etc | 91.56 |
| | | 0304 | Fish Fillets And Other Fish Meat, Fresh, Chilled Or Frozen | 89.14 |
| | | 5203 | Cotton, Carded Or Combed | 81.63 |
| | | 0902 | Tea | 72.08 |
| | | 0602 | Other Live Plants, Cuttings And Slips, Mushroom Spawn | 52.36 |
| | | 1516 | Animal Or Vegetable Fats And Oils And Fractions, Hydrogenated, Etc | 48.47 |
| | | 2401 | Unmanufactured Tobacco; Tobacco Refuse | 46.04 |
| | | 1801 | Cocoa Beans, Wholeor Broken, Raw Or Roasted | 44.53 |
| | | 1701 | Cane Or Beet Sugar And Chemically Pure Sucrose, In Solid Form | 28.95 |
| | | 7214 | Iron/Steel Bars And Rods, Forged, Etc (Incl. Twisted), Uncoiled | 28.78 |
| | 1511 | Palm Oil And Its Fractions | 28.06 | |
| | 0305 | Fish, Salted, Dried...; Smoked Fish; Fish Meal Fit For Human Consumption | 26.90 | |
| | 7210 | Rolled Iron Or Non-Alloy Steel, >=600Mm Wide, Clad, Plated Or Coated | 25.99 | |
| | 3401 | Soap; Organic Surface-Active Products In Bars, Etc; Paper With Soap,Etc | 25.31 | |
| | 7306 | Other Tubes, Pipes And Hollow Profiles Of Iron Or Steel, Welded, Nes | 22.71 | |
| | 4106 | Goat Or Kid Skin Leather, Without Hair On | 17.95 | |
| | 1207 | Other Oil Seeds And Oleaginous Fruits | 17.90 | |
| | 8105 | Cobalt Mattes And Other Products Of Cobalt Metallurgy; Cobalt | 17.65 | |
| | 1005 | Maize(Corn) | 16.91 | |

Table 7d: Major Domestic Exports of EAC Countries 2011 (US\$ million)

| Partner State | HS level | Description of Goods | FOB Values |
|---------------|---|--|------------|
| Rwanda | 2 digits | | |
| | 26 | Ores, slag and ash | 159.16 |
| | 09 | Coffee, tea, mate and spices | 129.38 |
| | 64 | Footwear, gaiters and the like; parts of such articles | 17.98 |
| | 11 | Products of the milling industry; malt; starches; inulin; wheat gluten | 8.42 |
| | 41 | Raw hides and skins (other than furskins) and leather | 7.47 |
| | 22 | Beverages, spirits and vinegar | 6.04 |
| | 01 | Live animals | 5.93 |
| | 13 | Lac; gums, resins and other vegetable saps and extracts | 4.51 |
| | 63 | Other made up textile articles; sets; worn clothing and worn textile articles; rags | 3.56 |
| | 68 | Articles of stone, plaster, cement, asbestos, mica or similar materials | 3.45 |
| | 07 | Edible vegetables and certain roots and tubers | 3.02 |
| | 87 | Vehicles other than railway or tramway rolling stock, and parts and accessories thereof | 3.01 |
| | 85 | Electrical machinery and equipment and parts thereof; sound recorders and reproducers | 2.18 |
| | 72 | Iron and steel | 1.68 |
| | 30 | Pharmaceutical products | 1.54 |
| | 39 | Plastics and articles thereof | 1.46 |
| | 33 | Essential oils and resinoids; perfumery, cosmetic or toilet preparations | 1.36 |
| | 73 | Articles of iron or steel | 1.23 |
| 84 | Nuclear reactors, boilers, machinery and mechanical appliances; parts thereof | 1.12 | |
| 25 | Salt; sulphur; earths and stone; plastering materials, lime and cement | 1.06 | |
| | 4 digits | | |
| | 2609 | Tin ores and concentrates. | 96.56 |
| | 0901 | Coffee, whether or not roasted or decaffeinated; coffee husks and skins; coffee substitu | 76.49 |
| | 0902 | Tea, whether or not flavoured. | 52.89 |
| | 2615 | Niobium, tantalum, vanadium or zirconium ores and concentrates. | 39.09 |
| | 6405 | Other footwear. | 16.84 |
| | 2610 | Chromium ores and concentrates. | 11.89 |
| | 2611 | Tungsten ores and concentrates. | 11.48 |
| | 4101 | Raw hides and skins of bovine (including buffalo) or equine animals (fresh, or salted, d | 6.94 |
| | 1101 | Wheat or meslin flour. | 6.77 |
| | 0102 | Live bovine animals. | 5.20 |
| | 1302 | Vegetable saps and extracts; pectic substances, pectinates and pectates; agar-agar and o | 4.51 |
| | 2203 | Beer made from malt. | 3.44 |
| | 6801 | Setts, curbstones and flagstones, of natural stone (except slate). | 3.42 |
| | 6309 | Worn clothing and other worn articles. | 3.33 |
| | 2202 | Waters, including mineral waters and aerated waters, containing added sugar | 2.33 |
| | 8710 | Tanks and other armoured fighting vehicles, motorised, whether or not fitted with weapon | 1.72 |
| | 3004 | Medicaments (excluding goods of heading 30.02, 30.05 or 30.06) | 1.52 |
| | 0708 | Leguminous vegetables, shelled or unshelled, fresh or chilled. | 1.25 |
| | 1103 | Cereal groats, meal and pellets. | 1.17 |
| | 7308 | Structures (excluding prefabricated buildings of heading 94.06) and parts of structures | 1.02 |

Table 7d: Major Domestic Exports of EAC Countries 2011 (US\$ million)

| Partner State | HS level | Description of Goods | FOB Values | |
|---------------|-----------------|--|--|----------|
| Kenya | 2 digits | | | |
| | 09 | Coffee, tea, maté and spices. | 1,398.28 | |
| | 06 | Live trees and other plants; bulbs, roots and the | 501.04 | |
| | 07 | Edible vegetables and certain roots and tubers. | 242.18 | |
| | 24 | Tobacco and manufactured tobacco substitutes. | 209.80 | |
| | 25 | Salt; sulphur; earths and stone; plastering materi | 198.48 | |
| | 15 | Animal or vegetable fats and oils and their cleava | 191.52 | |
| | 72 | Iron and steel. | 178.41 | |
| | 28 | Inorganic chemicals; organic or inorganic compound | 170.25 | |
| | 39 | Plastics and articles thereof. | 156.17 | |
| | 61 | Articles of apparel and clothing accessories, knit | 151.33 | |
| | 34 | Soap, organic surface-active agents, washing prepa | 137.80 | |
| | 27 | Mineral fuels, mineral oils and products of their | 118.27 | |
| | 20 | Preparations of vegetables, fruit, nuts or other p | 117.52 | |
| | 62 | Articles of apparel and clothing accessories, not | 96.39 | |
| | 30 | Pharmaceutical products. | 82.75 | |
| | 41 | Raw hides and skins (other than furskins) and leat | 82.37 | |
| | 14 | Vegetable plaiting materials; vegetable products n | 78.07 | |
| | 17 | Sugars and sugar confectionery. | 74.98 | |
| | 73 | Articles of iron or steel. | 71.82 | |
| | 71 | Natural or cultured pearls, precious or semi-preci | 71.40 | |
| | | 4 digits | | |
| | | 0902 | Tea | 1,151.16 |
| | | 0603 | Cut flowers and flower buds for ornamental purpose | 445.82 |
| | | 0901 | Coffee; coffee husks and skins; coffee substitutes | 238.05 |
| | | 0708 | Leguminous vegetables, shelled or unshelled, fresh | 149.53 |
| | | 2836 | Carbonates; peroxocarbonates; commercial ammonium | 143.14 |
| | | 2523 | Portland cement, aluminous cement, persulphate cem | 115.65 |
| | | 2710 | Petroleum oils and oils obtained from bituminous m | 107.96 |
| | 1511 | Palm oil and its fractions wheather or not refined | 107.03 | |
| | 2402 | Cigars, cigarillos, cigarettes, etc, of tobacco or | 101.36 | |
| | 7210 | Rolled iron or non-alloy steel, >=600mm wide, clad | 94.27 | |
| | 3401 | Soap; organic surface-active products in bars, etc | 92.47 | |
| | 3923 | Articles for conveyance or packing of goods, of pl | 82.81 | |
| | 1404 | Vegetable products not elsewhere specified or incl | 78.06 | |
| | 3004 | Medicaments of mixed or unmixed products, for reta | 69.32 | |
| | 7108 | Gold, unwrought or in semi-manufactured forms, or | 67.81 | |
| | 1704 | Sugar confectionery (incl. White chocolate), not c | 58.67 | |
| | 2403 | Other manufactured tobacco and substitutes; homoge | 57.24 | |
| | 0709 | Other vegetables, fresh or chilled | 57.19 | |
| | 0602 | Other live plants, cuttings and slips, mushroom sp | 54.86 | |
| | 2008 | Fruit, nuts and other parts of plants, otherwise p | 52.08 | |

Table 7d: Major Domestic Exports of EAC Countries 2011 (US\$ million)

| Partner State | HS level | Description of Goods | FOB Values | |
|---------------|-----------------|--|--|----------|
| Tanzania | 2 digits | | | |
| | 71 | Natural/Cultured Pearls, Prec Stones & Metals, Coin Etc | 1,787.65 | |
| | 26 | Ores, Slag And Ash | 1,027.45 | |
| | 09 | Coffee, Tea, Mate And Spices | 225.48 | |
| | 03 | Fish & Crustacean, Mollusc & Other Aquatic Invertebrate | 152.44 | |
| | 08 | Edible Fruit And Nuts; Peel Of Citrus Fruit Or Melons | 128.69 | |
| | 24 | Tobacco And Manufactured Tobacco Substitutes | 123.32 | |
| | 12 | Oil Seed, Oleagi Fruits; Miscell Grain, Seed, Fruit Etc | 103.49 | |
| | 63 | Other Made Up Textile Articles; Sets; Worn Clothing Etc | 79.54 | |
| | 07 | Edible Vegetables And Certain Roots And Tubers | 74.27 | |
| | 84 | Nuclear Reactors, Boilers, Mchy & Mech Appliance; Parts | 74.23 | |
| | 52 | Cotton | 69.80 | |
| | 39 | Plastics And Articles Thereof | 68.85 | |
| | 85 | Electrical Mchy Equip Parts Thereof; Sound Recorder Etc | 61.47 | |
| | 15 | Animal/Veg Fats & Oil & Their Cleavage Products; Etc | 55.55 | |
| | 25 | Salt; Sulphur; Earth & Ston; Plastering Mat; Lime & Cem | 49.28 | |
| | 11 | Prod Mill Indust; Malt; Starches; Insulin; Wheat Gluten | 45.61 | |
| | 72 | Iron And Steel | 37.15 | |
| | 48 | Paper & Paperboard; Art Of Paper Pulp, Paper/Paperboard | 35.40 | |
| | 06 | Live Tree & Other Plant; Bulb, Root; Cut Flowers Etc | 34.85 | |
| | 27 | Mineral Fuels, Oils & Product Of Their Distillation; Etc | 33.98 | |
| | | 4 digits | | |
| | | 7108 | Gold, Unwrought Or In Semi-Manufactured Forms, Or In Powder Form | 1,741.54 |
| | | 2616 | Precious Metal Ores And Concentrates | 541.00 |
| | | 2602 | Manganese Ores And Concentrates | 477.66 |
| | | 0901 | Coffee; Coffee Husks And Skins; Coffee Substitutes Containing Coffee | 146.64 |
| | | 0304 | Fish Fillets And Other Fish Meat, Fresh, Chilled Or Frozen | 134.65 |
| | | 0801 | Coconuts, Brazil Nuts And Cashew Nuts, Fresh Or Dried | 125.37 |
| | | 2401 | Unmanufactured Tobacco; Tobacco Refuse | 106.59 |
| | | 1207 | Other Oil Seeds And Oleaginous Fruits | 76.90 |
| | 0713 | Dried Leguminous Vegetables, Shelled | 67.26 | |
| | 6304 | Other Furnishing Articles, Nes (Excl. Of 94.04) | 65.89 | |
| | 5201 | Cotton,Not Carded Or Combed | 53.60 | |
| | 0902 | Tea | 46.94 | |
| | 1101 | Wheat Or Meslin Flour | 40.07 | |
| | 7103 | Precious Stones (Excl. Diamonds) And Semi-Precious Stones, Not Set... | 35.02 | |
| | 0907 | Cloves | 31.42 | |
| | 8516 | Electric Water And Space Heaters, Hair-Dressing Apparatus, Irons, Etc | 29.48 | |
| | 3924 | Tableware, Kitchenware... And Toilet Articles, Of Plastics | 29.37 | |
| | 4804 | Uncoated Kraft Paper And Paperboard, In Rolls Or Sheets (Excl. 48.02+03) | 27.22 | |
| | 1511 | Palm Oil And Its Fractions Wheather Or Not Refined Not Chemically Modified | 26.73 | |
| | 8431 | Parts Suitable For Use With The Machinery Of 84.25 To 84.30 | 23.83 | |

Table 7d: Major Domestic Exports of EAC Countries 2011 (US\$ million)

| Partner State | HS level | Description of Goods | FOB Values | |
|---------------|-----------------|--|---|-------|
| Burundi | 2 digits | | | |
| | 09 | Coffee, Tea, Mate And Spices | 90.35 | |
| | 71 | Natural/Cultured Pearls, Prec Stones & Metals, Coin Etc | 40.28 | |
| | 26 | Ores, Slag And Ash | 10.78 | |
| | 41 | Raw Hides And Skins (Other Than Furskins) And Leather | 6.11 | |
| | 34 | Soap, Organic Surface-Active Agents, Washing Prep, Etc | 4.21 | |
| | 22 | Beverages, Spirits And Vinegar | 2.08 | |
| | 24 | Tobacco And Manufactured Tobacco Substitutes | 1.34 | |
| | 72 | Iron And Steel | 0.56 | |
| | 70 | Glass And Glassware | 0.43 | |
| | 52 | Cotton | 0.39 | |
| | 48 | Paper & Paperboard; Art Of Paper Pulp, Paper/Paperboard | 0.26 | |
| | 10 | Cereals | 0.21 | |
| | 73 | Articles Of Iron Or Steel | 0.15 | |
| | 07 | Edible Vegetables And Certain Roots And Tubers | 0.10 | |
| | 06 | Live Tree & Other Plant; Bulb, Root; Cut Flowers Etc | 0.09 | |
| | 08 | Edible Fruit And Nuts; Peel Of Citrus Fruit Or Melons | 0.08 | |
| | 15 | Animal/Veg Fats & Oils & Their Cleavage Products; Etc | 0.06 | |
| | 28 | Inorgn Chem; Compsd Of Prec Met, Radioact Elements Etc | 0.05 | |
| | 12 | Oil Seed, Oleagi Fruits; Miscell Grain, Seed, Fruit Etc | 0.05 | |
| | 94 | Furniture; Bedding, Mattress, Matt Support, Cushion Etc | 0.03 | |
| | | 4 digits | | |
| | | 0901 | Coffee; Coffee Husks And Skins; Coffee Substitutes Containing Coffee | 77.32 |
| | | 7108 | Gold, Unwrought Or In Semi-Manufactured Forms, Or In Powder Form | 40.12 |
| | | 0902 | Tea | 13.02 |
| | | 2617 | Other Ores And Concentrates | 6.04 |
| | | 2611 | Tungsten Ores And Concentrates | 4.74 |
| | | 3401 | Soap; Organic Surface-Active Products In Bars, Etc; Paper With Soap,Etc | 3.99 |
| | | 2203 | Beer Made From Malt | 2.08 |
| | 4101 | Raw Hides And Skins Of Bovine Or Equine Animals, Not Tanned | 1.62 | |
| | 2402 | Cigars, Cigarillos, Cigarettes, Etc, Of Tobacco Or Tobacco Substitutes | 1.34 | |
| | 4104 | Leather Of Bovine Or Equine Animals, Without Hair On | 0.66 | |
| | 7010 | Carboys, Bottles, Flasks... Ampoules, Etc; Stoppers, Lids..., Of Glass | 0.43 | |
| | 4102 | Raw Skins Of Sheep Or Lambs, But Not Tanned | 0.42 | |
| | 5203 | Cotton, Carded Or Combed | 0.39 | |
| | 7214 | Iron/Steel Bars And Rods, Forged, Etc (Incl. Twisted), Uncoiled | 0.32 | |
| | 4813 | Cigarette Paper | 0.26 | |
| | 7215 | Other Bars And Rods Of Iron Or Non-Alloy Steel | 0.23 | |
| | 3402 | Non-Soap Surface-Active Agents; Washing Preparations, Nes | 0.22 | |
| | 1005 | Maize(Corn) | 0.21 | |
| | 7117 | Imitation Jewellery | 0.16 | |
| | 4103 | Other Raw Hides And Skins, Fresh Or Preserved, Not Tanned, Nes | 0.16 | |

Source: Partner States' Revenue Authorities

Table 7e: Major Domestic Exports of EAC Countries 2012 (US\$ million)

| Partner State | HS level | Description of Goods | FOB Values | |
|---------------|-----------------|---|--|--------|
| Uganda | 2 digits | | | |
| | 09 | Coffee, tea, maté and spices. | 452.61 | |
| | 03 | Fish and crustaceans, molluscs and other aquatic invertebrates. | 123.33 | |
| | 25 | Salt; sulphur; earths and stone; plastering materials, lime and cement. | 107.79 | |
| | 15 | Animal or vegetable fats and oils and their cleavage products; prepared | 84.29 | |
| | 72 | Iron and steel. | 78.38 | |
| | 52 | Cotton. | 75.05 | |
| | 24 | Tobacco and manufactured tobacco substitutes. | 68.61 | |
| | 06 | Live trees and other plants; bulbs, roots and the like; cut flowers and orn | 52.57 | |
| | 17 | Sugars and sugar confectionery. | 42.69 | |
| | 41 | Raw hides and skins (other than furskins) and leather. | 41.63 | |
| | 18 | Cocoa and cocoa preparations. | 38.44 | |
| | 34 | Soap, organic surface-active agents, washing preparations, lubricating p | 37.31 | |
| | 73 | Articles of iron or steel. | 34.13 | |
| | 22 | Beverages, spirits and vinegar. | 32.00 | |
| | 10 | Cereals. | 27.17 | |
| | 11 | Products of the milling industry; malt; starches; inulin; wheat gluten. | 21.62 | |
| | 23 | Residues and waste from the food industries; prepared animal fodder. | 20.08 | |
| | 04 | Dairy produce; birds' eggs; natural honey; edible products of animal orig | 19.31 | |
| | 07 | Edible vegetables and certain roots and tubers. | 18.25 | |
| | 27 | Mineral fuels, mineral oils and products of their distillation; bituminous | 17.30 | |
| | | 4 digits | | |
| | | 0901 | Coffee; coffee husks and skins; coffee substitutes containing coffee | 371.42 |
| | | 2523 | Portland cement, aluminous cement, persulphate cement, etc | 103.38 |
| | | 0304 | Fish fillets and other fish meat, fresh, chilled or frozen | 99.66 |
| | | 0902 | Tea | 73.81 |
| | | 5203 | Cotton, carded or combed | 67.70 |
| | | 2401 | Unmanufactured tobacco; tobacco refuse | 57.71 |
| | | 0602 | Other live plants, cuttings and slips, mushroom spawn | 52.36 |
| | | 1516 | Animal or vegetable fats and oils and fractions, hydrogenated, etc | 43.98 |
| | 1701 | Cane or beet sugar and chemically pure sucrose, in solid form | 41.49 | |
| | 1801 | Cocoa beans | 38.42 | |
| | 7210 | Rolled iron or non-alloy steel, >=600mm wide, clad, plated or coated | 36.06 | |
| | 3401 | Soap; organic surface-active products in bars, etc; paper with soap,etc | 32.03 | |
| | 7214 | Iron/steel bars and rods, forged, etc (incl. Twisted), uncoiled | 31.59 | |
| | 1511 | Palm oil and its fractions wheather or not refined not chemically modifi | 31.25 | |
| | 1005 | Maize(corn) | 25.11 | |
| | 4106 | Goat or kid skin leather, without hair on | 23.69 | |
| | 7306 | Other tubes, pipes and hollow profiles of iron or steel, welded, nes | 22.62 | |
| | 4104 | Leather of bovine or equine animals, without hair on | 17.37 | |
| | 2202 | Waters (incl. Mineral and aerated), with added sugar...(incl. Sweetened) | 16.92 | |
| | 2716 | Electrical energy | 16.41 | |

Table 7e: Major Domestic Exports of EAC Countries 2012 (US\$ million)

| Partner State | HS level | Description of Goods | FOB Values | |
|---------------|-----------------|--|--|----------|
| Kenya | 2 digits | | | |
| | 09 | Coffee, tea, maté and spices. | 1,474.83 | |
| | 06 | Live trees and other plants; bulbs, roots and the | 506.11 | |
| | 07 | Edible vegetables and certain roots and tubers. | 248.45 | |
| | 24 | Tobacco and manufactured tobacco substitutes. | 196.14 | |
| | 25 | Salt; sulphur; earths and stone; plastering materi | 183.60 | |
| | 15 | Animal or vegetable fats and oils and their cleava | 181.47 | |
| | 39 | Plastics and articles thereof. | 174.37 | |
| | 71 | Natural or cultured pearls, precious or semi-preci | 170.36 | |
| | 72 | Iron and steel. | 152.54 | |
| | 28 | Inorganic chemicals; organic or inorganic compound | 148.73 | |
| | 34 | Soap, organic surface-active agents, washing prepa | 140.88 | |
| | 61 | Articles of apparel and clothing accessories, knit | 124.86 | |
| | 62 | Articles of apparel and clothing accessories, not | 116.92 | |
| | 20 | Preparations of vegetables, fruit, nuts or other p | 109.16 | |
| | 30 | Pharmaceutical products. | 101.41 | |
| | 84 | Nuclear reactors, boilers, machinery and mechanica | 89.59 | |
| | 41 | Raw hides and skins (other than furskins) and leat | 89.01 | |
| | 22 | Beverages, spirits and vinegar. | 85.04 | |
| | 85 | Electrical machinery and equipment and parts there | 84.31 | |
| | 08 | Edible fruit and nuts; peel of citrus fruit or mel | 81.26 | |
| | | 4 digits | | |
| | | 0902 | Tea | 1,197.50 |
| | | 0603 | Cut flowers and flower buds for ornamental purpose | 451.25 |
| | | 0901 | Coffee; coffee husks and skins; coffee substitutes | 266.42 |
| | | 7108 | Gold, unwrought or in semi-manufactured forms, or | 166.49 |
| | | 0708 | Leguminous vegetables, shelled or unshelled, fresh | 145.56 |
| | 2836 | Carbonates; peroxocarbonates; commercial ammonium | 117.83 | |
| | 2402 | Cigars, cigarillos, cigarettes, etc, of tobacco or | 117.23 | |
| | 1511 | Palm oil and its fractions wheather or not refined | 101.91 | |
| | 2523 | Portland cement, aluminous cement, persulphate cem | 99.90 | |
| | 3401 | Soap; organic surface-active products in bars, etc | 93.33 | |
| | 3923 | Articles for conveyance or packing of goods, of pl | 93.31 | |
| | 7210 | Rolled iron or non-alloy steel, >=600mm wide, clad | 87.27 | |
| | 3004 | Medicaments of mixed or unmixed products, for reta | 85.69 | |
| | 2710 | Petroleum oils and oils obtained from bituminous m | 70.58 | |
| | 1704 | Sugar confectionery (incl. White chocolate), not c | 68.68 | |
| | 1404 | Vegetable products not elsewhere specified or incl | 63.59 | |
| | 6204 | Women's or girls' suits, ensembles, jackets, dress | 56.73 | |
| | 0602 | Other live plants, cuttings and slips, mushroom sp | 54.28 | |
| | 0709 | Other vegetables, fresh or chilled | 48.69 | |
| | 2008 | Fruit, nuts and other parts of plants, otherwise p | 44.63 | |

Table 7e: Major Domestic Exports of EAC Countries 2012 (US\$ million)

| Partner State | HS level | Description of Goods | FOB Values | |
|---------------|-----------------|--|--|-------|
| Rwanda | 2 digits | | | |
| | 09 | Coffee, tea, mate and spices | 158.34 | |
| | 26 | Ores, slag and ash | 136.05 | |
| | 11 | Products of the milling industry; malt; starches; inulin; wheat gluten | 22.80 | |
| | 87 | Vehicles other than railway or tramway rolling? | 18.29 | |
| | 22 | Beverages, spirits and vinegar | 12.64 | |
| | 41 | Raw hides and skins (other than furskins) and leather | 11.90 | |
| | 01 | Live animals | 8.21 | |
| | 72 | Iron and steel | 5.19 | |
| | 13 | Lac; gums, resins and other vegetable saps and extracts | 4.71 | |
| | 07 | Edible vegetables and certain roots and tubers | 3.26 | |
| | 12 | Oil seeds and oleaginous fruits; miscellaneous grains, seeds and fruit; | 3.19 | |
| | 25 | Salt; sulphur; earths and stone; plastering materials, lime and cement | 3.16 | |
| | 39 | Plastics and articles thereof | 2.59 | |
| | 19 | Preparations of cereals, flour, starch or milk; pastrycooks' products | 2.56 | |
| | 96 | Miscellaneous manufactured articles | 2.35 | |
| | 74 | Copper and articles thereof | 2.30 | |
| | 10 | Cereals | 2.15 | |
| | 33 | Essential oils and resinoids; perfumery, cosmetic or toilet preparations | 1.67 | |
| | 84 | Nuclear reactors, boilers, machinery and mechanical appliances | 1.50 | |
| | 85 | Electrical machinery and equipment and parts thereof; sound recorders and reproducers | 1.31 | |
| | | 4 digits | | |
| | | 0902 | Tea, whether or not flavoured. | 87.34 |
| | | 0901 | Coffee, whether or not roasted or decaffeinated; coffee husks and skins; coffee substitu | 70.99 |
| | | 2615 | Niobium, tantalum, vanadium or zirconium ores and concentrates. | 56.89 |
| | | 2609 | Tin ores and concentrates. | 52.88 |
| | | 2611 | Tungsten ores and concentrates. | 21.46 |
| | | 8703 | Motor cars and other motor vehicles principally designed for the transport of persons (o | 16.27 |
| | | 1101 | Wheat or meslin flour. | 15.19 |
| | 2203 | Beer made from malt. | 8.96 | |
| | 0102 | Live bovine animals. | 7.45 | |
| | 4101 | Raw hides and skins of bovine (including buffalo) or equine animals (fresh, or salted, d | 7.18 | |
| | 1102 | Cereal flours other than of wheat or meslin. | 5.01 | |
| | 2610 | Chromium ores and concentrates. | 4.78 | |
| | 1302 | Vegetable saps and extracts; pectic substances, pectinates and pectates; agar-agar and o | 4.71 | |
| | 4103 | Other raw hides and skins (fresh, or salted, dried, limed, pickled or otherwise preserve | 4.60 | |
| | 2202 | Waters, including mineral waters and aerated waters, containing added sugar or other swe | 3.40 | |
| | 1211 | Plants and parts of plants (including seeds and fruits), of a kind used primarily in per | 3.11 | |
| | 7214 | Other bars and rods of iron or non-alloy steel, not further worked than forged, hot-roll | 2.62 | |
| | 2523 | Portland cement, aluminous cement, slag cement, supersulphate cement and similar hydraul | 2.54 | |
| | 1103 | Cereal groats, meal and pellets. | 2.43 | |
| | 9605 | Travel sets for personal toilet, sewing or shoe or clothes cleaning. | 2.35 | |

Table 7e: Major Domestic Exports of EAC Countries 2012 (US\$ million)

| Partner State | HS level | Description of Goods | FOB Values | |
|---------------|-----------------|---|--|------|
| Burundi | 2 digits | | | |
| | 09 | Coffee, Tea, Mate And Spices | 95.4 | |
| | 22 | Beverages, Spirits And Vinegar | 2.7 | |
| | 24 | Tobacco And Manufactured Tobacco Substitutes | 2.7 | |
| | 25 | Salt; sulphur; earths and stone; plastering materials, lime and cement. | 0.0 | |
| | 26 | Ores, Slag And Ash | 17.4 | |
| | 70 | Glass and glassware. | 0.6 | |
| | 84 | Nuclear Reactors, Boilers, Mchy & Mech Appliance; Parts | 0.1 | |
| | 01 | Live animals. | 0.0 | |
| | 07 | Edible Vegetables And Certain Roots And Tubers | 0.1 | |
| | 08 | Edible Fruit And Nuts; Peel Of Citrus Fruit Or Melons | 0.1 | |
| | 12 | Oil Seed, Oleagi Fruits; Miscell Grain, Seed, Fruit Etc | 0.1 | |
| | 15 | Animal/Veg Fats & Oil & Their Cleavage Products; Etc | 0.1 | |
| | 34 | Soap, Organic Surface-Active Agents, Washing Prep, Etc | 6.7 | |
| | 41 | Raw Hides And Skins (Other Than Furskins) And Leather | 6.6 | |
| | 44 | Wood And Articles Of Wood; Wood Charcoal | 0.1 | |
| | 03 | Fish & Crustacean, Mollusc & Other Aquatic Invertebrate | 0.1 | |
| | 06 | Live Tree & Other Plant; Bulb, Root; Cut Flowers Etc | 0.0 | |
| | | 4 digits | | |
| | | 1211 | Plants and parts of plants, of a kind used in perfumery, pharmacy...etc | 0.1 |
| | | 1511 | Palm oil and its fractions wheather or not refined not chemically modified | 0.1 |
| | | 2203 | Beer Made From Malt | 2.7 |
| | | 2402 | Cigars, Cigarillos, Cigarettes, Etc, Of Tobacco Or Tobacco Substitutes | 2.7 |
| | | 2611 | Tungsten Ores And Concentrates | 0.2 |
| | | 2616 | Precious Metal Ores And Concentrates | 0.3 |
| | | 2617 | Other Ores And Concentrates | 16.9 |
| | | 3401 | Soap; Organic Surface-Active Products In Bars, Etc; Paper With Soap,Etc | 6.7 |
| | | 4102 | Raw skins of sheep or lambs, but not tanned | 0.6 |
| | | 4103 | Other Raw Hides And Skins, Fresh Or Preserved, Not Tanned, Nes | 1.8 |
| | | 4104 | Sheep or lamb skin leather, without wool on | 0.6 |
| | | 4112 | Leather further prepared after tanning or crusting, including parchment-dressed leather, of sh | 1.0 |
| | | 8438 | Machinery, nes, for the industrial preparation of food or drink | 0.1 |
| | 0301 | Live Fish | 0.1 | |
| | 0901 | coffee | 70.0 | |
| | 0902 | tea | 25.4 | |
| | 7010 | Carboys, bottles, flasks... Ampoules, etc; stoppers, lids..., of glass | 0.6 | |
| | 0709 | Other vegetables, fresh or chilled | 0.1 | |
| | 0803 | Bananas | 0.1 | |
| | 4101 | Raw Hides And Skins Of Bovine Or Equine Animals, Not Tanned | 2.7 | |

Table 7e: Major Domestic Exports of EAC Countries 2012 (US\$ million)

| Partner State | HS level | Description of Goods | FOB Values | |
|---------------|-----------------|---|--|----------|
| Tanzania | 2 digits | | | |
| | 71 | Natural/Cultured Pearls, Prec Stones & Metals, Coin Etc | 1,911.25 | |
| | 26 | Ores, Slag And Ash | 832.83 | |
| | 09 | Coffee, Tea, Mate And Spices | 281.84 | |
| | 24 | Tobacco And Manufactured Tobacco Substitutes | 223.12 | |
| | 08 | Edible Fruit And Nuts; Peel Of Citrus Fruit Or Melons | 189.83 | |
| | 52 | Cotton | 171.25 | |
| | 03 | Fish & Crustacean, Mollusc & Other Aquatic Invertebrate | 166.00 | |
| | 12 | Oil Seed, Oleagi Fruits; Miscell Grain, Seed, Fruit Etc | 157.08 | |
| | 07 | Edible Vegetables And Certain Roots And Tubers | 133.58 | |
| | 84 | Nuclear Reactors, Boilers, Mchy & Mech Appliance; Parts | 120.21 | |
| | 25 | Salt; Sulphur; Earth & Ston; Plastering Mat; Lime & Cem | 82.18 | |
| | 63 | Other Made Up Textile Articles; Sets; Worn Clothing Etc | 77.25 | |
| | 23 | Residues & Waste From The Food Indust; Prepr Ani Fodder | 75.37 | |
| | 06 | Live Tree & Other Plant; Bulb, Root; Cut Flowers Etc | 70.89 | |
| | 11 | Prod Mill Indust; Malt; Starches; Insulin; Wheat Gluten | 68.23 | |
| | 27 | Mineral Fuels, Oils & Product Of Their Distillation; Etc | 63.03 | |
| | 10 | Cereals | 57.50 | |
| | 70 | Glass And Glassware | 52.04 | |
| | 15 | Animal/Veg Fats & Oil & Their Cleavage Products; Etc | 51.83 | |
| | 39 | Plastics And Articles Thereof | 42.83 | |
| | | 4 digits | | |
| | | 7108 | Gold, Unwrought Or In Semi-Manufactured Forms, Or In Powder Form | 1,863.33 |
| | | 2616 | Precious Metal Ores And Concentrates | 421.32 |
| | | 2603 | Copper Ores And Concentrates | 324.34 |
| | | 2401 | Unmanufactured Tobacco; Tobacco Refuse | 188.45 |
| | | 0901 | Coffee; Coffee Husks And Skins; Coffee Substitutes Containing Coffee | 187.69 |
| | | 0801 | Coconuts, Brazil Nuts And Cashew Nuts, Fresh Or Dried | 163.09 |
| | | 0304 | Fish Fillets And Other Fish Meat, Fresh, Chilled Or Frozen | 142.54 |
| | | 5201 | Cotton,Not Carded Or Combed | 126.39 |
| | | 0713 | Dried Leguminous Vegetables, Shelled | 101.01 |
| | | 1207 | Other Oil Seeds And Oleaginous Fruits | 94.48 |
| | | 2602 | Manganese Ores And Concentrates | 83.53 |
| | 8431 | Parts Suitable For Use With The Machinery Of 84.25 To 84.30 | 61.88 | |
| | 2306 | Oil-Cake And Other Solid Residues, Of Vegetable Fats | 59.15 | |
| | 0902 | Tea | 56.00 | |
| | 6304 | Other Furnishing Articles, Nes (Excl. Of 94.04) | 55.57 | |
| | 1101 | Wheat Or Meslin Flour | 42.19 | |
| | 7103 | Precious Stones (Excl. Diamonds) And Semi-Precious Stones, Not Set... | 40.65 | |
| | 1005 | Maize(Corn) | 38.51 | |
| | 0907 | Cloves | 37.36 | |
| | 602 | Other Live Plants, Cuttings And Slips, Mushroom Spawn | 37.15 | |

Source: Partner States' Revenue Authorities

Table 7f: Twenty Major EAC Domestic Exports for 2012 compared to 2011 (US\$ million)

| Partner State | HS level | Description of Goods | 2011 | 2012 | % Change | |
|---------------|-----------------|---|--|--------|----------|--------|
| Uganda | 2 digits | | | | | |
| | 09 | Coffee, tea, maté and spices. | 547.71 | 452.61 | -17.36 | |
| | 03 | Fish and crustaceans, molluscs and other aquatic invertebrates. | 135.27 | 123.33 | -8.83 | |
| | 25 | Salt; sulphur; earths and stone; plastering materials, lime and cement. | 94.74 | 107.79 | 13.77 | |
| | 15 | Animal or vegetable fats and oils and their cleavage products; prepared edible fats | 79.74 | 84.29 | 5.70 | |
| | 72 | Iron and steel. | 69.41 | 78.38 | 12.93 | |
| | 52 | Cotton. | 86.02 | 75.05 | -12.75 | |
| | 24 | Tobacco and manufactured tobacco substitutes. | 54.64 | 68.61 | 25.58 | |
| | 06 | Live trees and other plants; bulbs, roots and the like; cut flowers and ornamental foliage. | 52.57 | 52.57 | 0.01 | |
| | 17 | Sugars and sugar confectionery. | 29.57 | 42.69 | 44.35 | |
| | 41 | Raw hides and skins (other than furskins) and leather. | 33.07 | 41.63 | 25.91 | |
| | 18 | Cocoa and cocoa preparations. | 44.67 | 38.44 | -13.95 | |
| | 34 | Soap, organic surface-active agents, washing preparations, lubricating preparations | 28.73 | 37.31 | 29.88 | |
| | 73 | Articles of iron or steel. | 31.01 | 34.13 | 10.07 | |
| | 22 | Beverages, spirits and vinegar. | 10.53 | 32.00 | 203.76 | |
| | 10 | Cereals. | 18.37 | 27.17 | 47.91 | |
| | 11 | Products of the milling industry; malt; starches; inulin; wheat gluten. | 6.57 | 21.62 | 229.26 | |
| | 23 | Residues and waste from the food industries; prepared animal fodder. | 12.14 | 20.08 | 65.44 | |
| | 04 | Dairy produce; birds' eggs; natural honey; edible products of animal origin | 17.41 | 19.31 | 10.90 | |
| | 07 | Edible vegetables and certain roots and tubers. | 21.44 | 18.25 | -14.87 | |
| | 27 | Mineral fuels, mineral oils and products of their distillation | 17.27 | 17.30 | 0.17 | |
| | | 4 digits | | | | |
| | | 0901 | Coffee; coffee husks and skins; coffee substitutes containing coffee | 466.58 | 371.42 | -20.39 |
| | | 2523 | Portland cement, aluminous cement, persulphate cement, etc | 91.56 | 103.38 | 12.92 |
| | | 0304 | Fish fillets and other fish meat, fresh, chilled or frozen | 89.14 | 99.66 | 11.79 |
| | | 0902 | Tea | 72.08 | 73.81 | 2.39 |
| | | 5203 | Cotton, carded or combed | 81.63 | 67.70 | -17.06 |
| | 2401 | Unmanufactured tobacco; tobacco refuse | 46.04 | 57.71 | 25.34 | |
| | 0602 | Other live plants, cuttings and slips, mushroom spawn | 52.36 | 52.36 | 0.00 | |
| | 1516 | Animal or vegetable fats and oils and fractions, hydrogenated, etc | 48.47 | 43.98 | -9.28 | |
| | 1701 | Cane or beet sugar and chemically pure sucrose, in solid form | 28.95 | 41.49 | 43.33 | |
| | 1801 | Cocoa beans | 44.53 | 38.42 | -13.72 | |
| | 7210 | Rolled iron or non-alloy steel, >=600mm wide, clad, plated or coated | 25.99 | 36.06 | 38.74 | |
| | 3401 | Soap; organic surface-active products in bars, etc; paper with soap, etc | 25.31 | 32.03 | 26.57 | |
| | 7214 | Iron/steel bars and rods, forged, etc (incl. Twisted), uncoiled | 28.78 | 31.59 | 9.79 | |
| | 1511 | Palm oil and its fractions wheather or not refined not chemically modified | 28.06 | 31.25 | 11.39 | |
| | 1005 | Maize(corn) | 16.91 | 25.11 | 48.45 | |
| | 4106 | Goat or kid skin leather, without hair on | 17.95 | 23.69 | 31.97 | |
| | 7306 | Other tubes, pipes and hollow profiles of iron or steel, welded, nes | 22.71 | 22.62 | -0.42 | |
| | 4104 | Leather of bovine or equine animals, without hair on | 9.46 | 17.37 | 83.70 | |
| | 2202 | Waters (incl. Mineral and aerated), with added sugar...(incl. Sweetened) | 2.89 | 16.92 | 486.08 | |
| | 2716 | Electrical energy | 16.32 | 16.41 | 0.59 | |

Table 7f: Twenty Major EAC Domestic Exports for 2012 compared to 2011 (US\$ million)

| Partner State | HS level | Description of Goods | 2011 | 2012 | % Change |
|---------------|--|--|----------|----------|----------|
| Kenya | 2 digits | | | | |
| | 09 | Coffee, tea, maté and spices. | 1,398.28 | 1,474.83 | 5.47 |
| | 06 | Live trees and other plants; bulbs, roots and the | 501.04 | 506.11 | 1.01 |
| | 07 | Edible vegetables and certain roots and tubers. | 242.18 | 248.45 | 2.59 |
| | 24 | Tobacco and manufactured tobacco substitutes. | 209.80 | 196.14 | -6.51 |
| | 25 | Salt; sulphur; earths and stone; plastering materi | 198.48 | 183.60 | -7.50 |
| | 15 | Animal or vegetable fats and oils and their cleava | 191.52 | 181.47 | -5.25 |
| | 39 | Plastics and articles thereof. | 156.17 | 174.37 | 11.66 |
| | 71 | Natural or cultured pearls, precious or semi-preci | 71.40 | 170.36 | 138.61 |
| | 72 | Iron and steel. | 178.41 | 152.54 | -14.50 |
| | 28 | Inorganic chemicals; organic or inorganic compound | 170.25 | 148.73 | -12.64 |
| | 34 | Soap, organic surface-active agents, washing prepa | 137.80 | 140.88 | 2.24 |
| | 61 | Articles of apparel and clothing accessories, knit | 151.33 | 124.86 | -17.49 |
| | 62 | Articles of apparel and clothing accessories, not | 96.39 | 116.92 | 21.30 |
| | 20 | Preparations of vegetables, fruit, nuts or other p | 117.52 | 109.16 | -7.11 |
| | 30 | Pharmaceutical products. | 82.75 | 101.41 | 22.55 |
| | 84 | Nuclear reactors, boilers, machinery and mechanica | 70.69 | 89.59 | 26.73 |
| | 41 | Raw hides and skins (other than furskins) and leat | 82.37 | 89.01 | 8.06 |
| | 22 | Beverages, spirits and vinegar. | 66.86 | 85.04 | 27.19 |
| | 85 | Electrical machinery and equipment and parts there | 61.16 | 84.31 | 37.86 |
| 08 | Edible fruit and nuts; peel of citrus fruit or mel | 70.22 | 81.26 | 15.73 | |
| | 4 digits | | | | |
| | 0902 | Tea | 1,151.16 | 1,197.50 | 4.03 |
| | 0603 | Cut flowers and flower buds for ornamental purpose | 445.82 | 451.25 | 1.22 |
| | 0901 | Coffee; coffee husks and skins; coffee substitutes | 238.05 | 266.42 | 11.92 |
| | 7108 | Gold, unwrought or in semi-manufactured forms, or | 67.81 | 166.49 | 145.53 |
| | 0708 | Leguminous vegetables, shelled or unshelled, fresh | 149.53 | 145.56 | -2.66 |
| | 2836 | Carbonates; peroxocarbonates; commercial ammonium | 143.14 | 117.83 | -17.68 |
| | 2402 | Cigars, cigarillos, cigarettes, etc, of tobacco or | 101.36 | 117.23 | 15.65 |
| | 1511 | Palm oil and its fractions wheather or not refined | 107.03 | 101.91 | -4.78 |
| | 2523 | Portland cement, aluminous cement, persulphate cem | 115.65 | 99.90 | -13.62 |
| | 3401 | Soap; organic surface-active products in bars, etc | 92.47 | 93.33 | 0.94 |
| | 3923 | Articles for conveyance or packing of goods, of pl | 82.81 | 93.31 | 12.68 |
| | 7210 | Rolled iron or non-alloy steel, >=600mm wide, clad | 94.27 | 87.27 | -7.42 |
| | 3004 | Medicaments of mixed or unmixed products, for reta | 69.32 | 85.69 | 23.61 |
| | 2710 | Petroleum oils and oils obtained from bituminous m | 107.96 | 70.58 | -34.63 |
| | 1704 | Sugar confectionery (incl. White chocolate), not c | 58.67 | 68.68 | 17.05 |
| | 1404 | Vegetable products not elsewhere specified or incl | 78.06 | 63.59 | -18.54 |
| | 6204 | Women's or girls' suits, ensembles, jackets, dress | 49.62 | 56.73 | 14.33 |
| | 0602 | Other live plants, cuttings and slips, mushroom sp | 54.86 | 54.28 | -1.06 |
| | 0709 | Other vegetables, fresh or chilled | 57.19 | 48.69 | -14.87 |
| | 2008 | Fruit, nuts and other parts of plants, otherwise p | 52.08 | 44.63 | -14.30 |

Table 7f: Twenty Major EAC Domestic Exports for 2012 compared to 2011 (US\$ million)

| Partner State | HS level | Description of Goods | 2011 | 2012 | % Change | |
|---------------|-----------------|---|---|--------|----------|----------|
| Rwanda | 2 digits | | | | | |
| | 09 | Coffee, tea, mate and spices | 129.38 | 158.34 | 22.38 | |
| | 26 | Ores, slag and ash | 159.16 | 136.05 | -14.52 | |
| | 11 | Products of the milling industry; malt; starches; inulin; wheat gluten | 8.42 | 22.80 | 170.94 | |
| | 87 | Vehicles other than railway or tramway rolling stock, and parts and accessories thereof | 3.01 | 18.29 | 507.11 | |
| | 22 | Beverages, spirits and vinegar | 6.04 | 12.64 | 109.38 | |
| | 41 | Raw hides and skins (other than furskins) and leather | 7.47 | 11.90 | 59.32 | |
| | 01 | Live animals | 5.93 | 8.21 | 38.37 | |
| | 72 | Iron and steel | 1.68 | 5.19 | 207.96 | |
| | 13 | Lac; gums, resins and other vegetable saps and extracts | 4.51 | 4.71 | 4.48 | |
| | 07 | Edible vegetables and certain roots and tubers | 3.02 | 3.26 | 7.76 | |
| | 12 | Oil seeds and oleaginous fruits; miscellaneous grains, seeds and fruit | 0.06 | 3.19 | 5541.90 | |
| | 25 | Salt; sulphur; earths and stone; plastering materials, lime and cement | 1.06 | 3.16 | 196.93 | |
| | 39 | Plastics and articles thereof | 1.46 | 2.59 | 77.42 | |
| | 19 | Preparations of cereals, flour, starch or milk; pastrycooks' products | 1.00 | 2.56 | 154.82 | |
| | 96 | Miscellaneous manufactured articles | 0.62 | 2.35 | 279.84 | |
| | 74 | Copper and articles thereof | 0.29 | 2.30 | 704.91 | |
| | 10 | Cereals | 0.28 | 2.15 | 677.63 | |
| | 33 | Essential oils and resinoids; perfumery, cosmetic or toilet preparations | 1.36 | 1.67 | 22.34 | |
| | 84 | Nuclear reactors, boilers, machinery and mechanical appliances; parts thereof | 1.12 | 1.50 | 33.84 | |
| | 85 | Electrical machinery and equipment and parts thereof; sound recorders and reproducers | 2.18 | 1.31 | -39.96 | |
| | | 4 digits | | | | |
| | | 0902 | Tea, whether or not flavoured. | 52.89 | 87.34 | 65.14 |
| | | 0901 | Coffee, whether or not roasted or decaffeinated; coffee husks and skins; coffee substitutes | 76.49 | 70.99 | -7.19 |
| | | 2615 | Niobium, tantalum, vanadium or zirconium ores and concentrates. | 39.09 | 56.89 | 45.54 |
| | | 2609 | Tin ores and concentrates. | 96.56 | 52.88 | -45.24 |
| | | 2611 | Tungsten ores and concentrates. | 11.48 | 21.46 | 87.04 |
| | | 8703 | Motor cars and other motor vehicles principally designed for the transport of persons | 0.12 | 16.27 | 13137.58 |
| | 1101 | Wheat or meslin flour. | 6.77 | 15.19 | 124.46 | |
| | 2203 | Beer made from malt. | 3.44 | 8.96 | 160.66 | |
| | 0102 | Live bovine animals. | 5.20 | 7.45 | 43.27 | |
| | 4101 | Raw hides and skins of bovine (including buffalo) or equine animals (fresh, or salted, dried, limed, pickled or otherwise preserved) | 6.94 | 7.18 | 3.38 | |
| | 1102 | Cereal flours other than of wheat or meslin. | 0.32 | 5.01 | 1472.25 | |
| | 2610 | Chromium ores and concentrates. | 11.89 | 4.78 | -59.83 | |
| | 1302 | Vegetable saps and extracts; pectic substances, pectinates and pectates; | 4.51 | 4.71 | 4.48 | |
| | 4103 | Other raw hides and skins (fresh, or salted, dried, limed, pickled or otherwise preserved) | 0.05 | 4.60 | 9256.27 | |
| | 2202 | Waters, including mineral waters and aerated waters | 2.33 | 3.40 | 45.51 | |
| | 1211 | Plants and parts of plants (including seeds and fruits), of a kind used primarily in perfumery, toilet preparations, cosmetics or soaps | 0.03 | 3.11 | 10300.21 | |
| | 7214 | Other bars and rods of iron or non-alloy steel, not further worked than forged, hot-rolled | 0.80 | 2.62 | 225.86 | |
| | 2523 | Portland cement, aluminous cement, slag cement, supersulphate cement and similar hydraulic cements | 0.94 | 2.54 | 169.46 | |
| | 1103 | Cereal groats, meal and pellets. | 1.17 | 2.43 | 107.93 | |
| | 9605 | Travel sets for personal toilet, sewing or shoe or clothes cleaning. | 0.57 | 2.35 | 311.66 | |

Table 7f: Twenty Major EAC Domestic Exports for 2012 compared to 2011 (US\$ million)

| Partner State | HS level | Description of Goods | 2011 | 2012 | % Change | |
|---------------|-----------------|---|---|-------|----------|--------|
| Burundi | 2 digits | | | | | |
| | 09 | Coffee, Tea, Mate And Spices | 90.44 | 95.42 | 13.09 | |
| | 71 | Natural/Cultured Pearls, Prec Stones & Metals, Coin Etc | 40.30 | - | 356.85 | |
| | 26 | Ores, Slag And Ash | 10.80 | 17.42 | 217.71 | |
| | 41 | Raw Hides And Skins (Other Than Furskins) And Leather | 6.27 | 6.62 | 93.12 | |
| | 34 | Soap, Organic Surface-Active Agents, Washing Prep, Etc | 4.35 | 6.66 | 233.25 | |
| | 22 | Beverages, Spirits And Vinegar | 2.34 | 2.66 | 26.18 | |
| | 72 | Iron And Steel | 0.56 | 0.61 | 1689.22 | |
| | 52 | Cotton | 0.39 | - | -74.22 | |
| | 48 | Paper & Paperboard; Art Of Paper Pulp, Paper/Paperboard | 0.26 | 0.13 | -7.97 | |
| | 10 | Cereals | 0.22 | 0.00 | 1158.13 | |
| | 73 | Articles Of Iron Or Steel | 0.15 | 0.04 | 329.15 | |
| | 07 | Edible Vegetables And Certain Roots And Tubers | 0.10 | 0.10 | 62.91 | |
| | 06 | Live Tree & Other Plant; Bulb, Root; Cut Flowers Etc | 0.09 | 0.04 | 102.92 | |
| | 08 | Edible Fruit And Nuts; Peel Of Citrus Fruit Or Melons | 0.08 | 0.13 | -9.07 | |
| | 12 | Oil Seed, Oleagi Fruits; Miscell Grain, Seed, Fruit Etc | 0.05 | 0.07 | -75.34 | |
| | 44 | Wood And Articles Of Wood; Wood Charcoal | 0.02 | 0.09 | -57.86 | |
| | 94 | Furniture; Bedding, Mattress, Matt Support, Cushion Etc | 0.02 | 0.04 | -3.92 | |
| | 17 | Sugars And Sugar Confectionery | - | - | -100.00 | |
| | 24 | Tobacco And Manufactured Tobacco Substitutes | - | 2.69 | -100.00 | |
| | 29 | Organic Chemicals | - | - | -100.00 | |
| | | 4 digits | | | | |
| | | 0602 | Other Live Plants, Cuttings And Slips, Mushroom Spawn | 0.09 | - | 102.92 |
| | | 0709 | Other Vegetables, Fresh Or Chilled | 0.07 | 0.09 | 20.80 |
| | | 0803 | Bananas, Including Plantains, Fresh Or Dried | 0.02 | 0.13 | -54.22 |
| | | 0810 | Other Fruit, Fresh, Nes | 0.05 | - | 27.42 |
| | | 0901 | Coffee; Coffee Husks And Skins; Coffee Substitutes Containing Coffee | 68.42 | 70.02 | -2.07 |
| | | 0902 | Tea | 12.91 | 25.40 | 28.41 |
| | | 1211 | Plants And Parts Of Plants, Of A Kind Used In Perfumery, Pharmacy...Etc | 0.05 | 0.07 | -75.50 |
| | | 2203 | Beer Made From Malt | 2.28 | 2.66 | 26.09 |
| | | 2208 | Undenatured Ethyl Alcohol Of An Alcoholic Strength <80%; Spirits, Etc | 0.05 | - | 47.64 |
| | | 2402 | Cigars, Cigarillos, Cigarettes, Etc, Of Tobacco Or Tobacco Substitutes | 1.34 | 2.69 | -2.33 |
| | 2611 | Tungsten Ores And Concentrates | 4.74 | 0.23 | 60.58 | |
| | 2617 | Other Ores And Concentrates | 6.04 | 16.92 | 3598.35 | |
| | 3401 | Soap; Organic Surface-Active Products In Bars, Etc; Paper With Soap,Etc | 3.99 | 6.66 | 207.95 | |
| | 4101 | Raw Hides And Skins Of Bovine Or Equine Animals, Not Tanned | 1.66 | - | 52.80 | |
| | 4102 | Raw Skins Of Sheep Or Lambs, But Not Tanned | 0.47 | 0.62 | 769.55 | |
| | 4103 | Other Raw Hides And Skins, Fresh Or Preserved, Not Tanned, Nes | 3.40 | 1.82 | 82.24 | |
| | 4104 | Leather Of Bovine Or Equine Animals, Without Hair On | 0.72 | 0.64 | 210.32 | |
| | 4813 | Cigarette Paper | 0.26 | 0.13 | -7.93 | |
| | 5203 | Cotton, Carded Or Combed | 0.39 | - | -74.22 | |
| | 7108 | Gold, Unwrought Or In Semi-Manufactured Forms, Or In Powder Form | 40.12 | - | 355.06 | |

Table 7f: Twenty Major EAC Domestic Exports for 2012 compared to 2011 (US\$ million)

| Partner State | HS level | Description of Goods | 2011 | 2012 | % Change |
|---------------|-------------------------------|---|----------|----------|----------|
| Tanzania | 2 digits | | | | |
| | 71 | Natural/Cultured Pearls, Prec Stones & Metals, Coin Etc | 1,787.65 | 1,911.25 | 6.91 |
| | 26 | Ores, Slag And Ash | 1,027.45 | 832.83 | -18.94 |
| | 09 | Coffee, Tea, Mate And Spices | 225.48 | 281.84 | 25.00 |
| | 24 | Tobacco And Manufactured Tobacco Substitutes | 123.32 | 223.12 | 80.94 |
| | 08 | Edible Fruit And Nuts; Peel Of Citrus Fruit Or Melons | 128.69 | 189.83 | 47.51 |
| | 52 | Cotton | 69.80 | 171.25 | 145.34 |
| | 03 | Fish & Crustacean, Mollusc & Other Aquatic Invertebrate | 152.44 | 166.00 | 8.89 |
| | 12 | Oil Seed, Oleagi Fruits; Miscell Grain, Seed, Fruit Etc | 103.49 | 157.08 | 51.79 |
| | 07 | Edible Vegetables And Certain Roots And Tubers | 74.27 | 133.58 | 79.86 |
| | 84 | Nuclear Reactors, Boilers, Mchy & Mech Appliance; Parts | 74.23 | 120.21 | 61.94 |
| | 25 | Salt; Sulphur; Earth & Ston; Plastering Mat; Lime & Cem | 49.28 | 82.18 | 66.77 |
| | 63 | Other Made Up Textile Articles; Sets; Worn Clothing Etc | 79.54 | 77.25 | -2.89 |
| | 23 | Residues & Waste From The Food Indust; Prepr Ani Fodder | 25.56 | 75.37 | 194.95 |
| | 06 | Live Tree & Other Plant; Bulb, Root; Cut Flowers Etc | 34.85 | 70.89 | 103.40 |
| | 11 | Prod Mill Indust; Malt; Starches; Insulin; Wheat Gluten | 47.43 | 68.23 | 43.86 |
| | 27 | Mineral Fuels, Oils & Product Of Their Distillation; Etc | 33.98 | 63.03 | 85.50 |
| | 10 | Cereals | 23.58 | 57.50 | 143.90 |
| | 70 | Glass And Glassware | 23.37 | 52.04 | 122.70 |
| | 15 | Animal/Veg Fats & Oil & Their Cleavage Products; Etc | 55.55 | 51.83 | -6.69 |
| 39 | Plastics And Articles Thereof | 68.85 | 42.83 | -37.79 | |
| | 7108 | Gold, Unwrought Or In Semi-Manufactured Forms, Or In Powder Form | 1,741.53 | 1,863.33 | 60.90 |
| | 2616 | Precious Metal Ores And Concentrates | 541.00 | 421.32 | 17.24 |
| | 2603 | Copper Ores And Concentrates | 1.88 | 324.34 | 33.89 |
| | 2401 | Unmanufactured Tobacco; Tobacco Refuse | 106.58 | 188.45 | 25.01 |
| | 0901 | Coffee; Coffee Husks And Skins; Coffee Substitutes Containing Coffee | 146.64 | 187.69 | 7.99 |
| | 0801 | Coconuts, Brazil Nuts And Cashew Nuts, Fresh Or Dried | 125.37 | 163.09 | -0.73 |
| | 0304 | Fish Fillets And Other Fish Meat, Fresh, Chilled Or Frozen | 134.65 | 142.54 | -17.50 |
| | 5201 | Cotton, Not Carded Or Combed | 53.60 | 126.39 | 37.87 |
| | 0713 | Dried Leguminous Vegetables, Shelled | 67.26 | 101.01 | -27.06 |
| | 1207 | Other Oil Seeds And Oleaginous Fruits | 76.90 | 94.48 | -13.93 |
| | 2602 | Manganese Ores And Concentrates | 477.66 | 83.53 | -26.00 |
| | 8431 | Parts Suitable For Use With The Machinery Of 84.25 To 84.30 | 23.83 | 61.88 | -4.62 |
| | 2306 | Oil-Cake And Other Solid Residues, Of Vegetable Fats | 12.24 | 59.15 | -3.48 |
| | 0902 | Tea | 46.94 | 56.00 | 21.73 |
| | 6304 | Other Furnishing Articles, Nes (Excl. Of 94.04) | 65.89 | 55.57 | 285.86 |
| | 1101 | Wheat Or Meslin Flour | 41.89 | 42.19 | 7.99 |
| | 7103 | Precious Stones (Excl. Diamonds) And Semi-Precious Stones, Not Set... | 35.02 | 40.65 | 413.76 |
| | 1005 | Maize(Corn) | 2.15 | 38.51 | 24.30 |
| | 0907 | Cloves | 31.42 | 37.36 | 251.48 |
| | 0602 | Other Live Plants, Cuttings And Slips, Mushroom Spawn | 14.40 | 37.15 | 145.11 |

Source: Partner States' Revenue Authorities

Table 8a: Intra-EAC Re-Exports of the major twenty products, 2011 (US\$, million)

| Partner states | Country of destination | Hs Level | Description of Goods | values | | |
|----------------|------------------------|---|--|---|---|------|
| Uganda | Kenya | 2 digits | | | | |
| | | 70 | Glass And Glassware | 7.68 | | |
| | | 73 | Articles Of Iron Or Steel | 6.31 | | |
| | | 39 | Plastics And Articles Thereof | 4.71 | | |
| | | 84 | Nuclear Reactors, Boilers, Mchy & Mech Appliance; Parts | 3.71 | | |
| | | 87 | Vehicles O/T Railw/Tramw Roll-Stock, Pts & Accessories | 3.29 | | |
| | | 90 | Optical, Photo, Cine, Meas, Checking, Precision, Etc | 1.23 | | |
| | | 63 | Other Made Up Textile Articles; Sets; Worn Clothing Etc | 0.86 | | |
| | | 85 | Electrical Mchy Equip Parts Thereof; Sound Recorder Etc | 0.61 | | |
| | | 72 | Iron And Steel | 0.46 | | |
| | | 21 | Miscellaneous Edible Preparations | 0.39 | | |
| | | 64 | Footwear, Gaiters And The Like; Parts Of Such Articles | 0.33 | | |
| | | 48 | Paper & Paperboard; Art Of Paper Pulp, Paper/Paperboard | 0.27 | | |
| | | 34 | Soap, Organic Surface-Active Agents, Washing Prep, Etc | 0.26 | | |
| | | 33 | Essential Oils & Resinoids; Perf, Cosmetic/Toilet Prep | 0.15 | | |
| | | 31 | Fertilisers | 0.14 | | |
| | | 36 | Explosives; Pyrotechnic Prod; Matches; Pyrop Alloy; Etc | 0.13 | | |
| | | 13 | Lac; Gums, Resins & Other Vegetable Saps & Extracts | 0.13 | | |
| | | 27 | Mineral Fuels, Oils & Product Of Their Distillation; Etc | 0.12 | | |
| | | 94 | Furniture; Bedding, Mattress, Matt Support, Cushion Etc | 0.11 | | |
| | | 11 | Prod Mill Indust; Malt; Starches; Inulin; Wheat Gluten | 0.10 | | |
| | | | | 4 digits | | |
| | | | | 7010 | Carboys, Bottles, Flasks... Ampoules, Etc; Stoppers, Lids..., Of Glass | 7.67 |
| | | | | 7308 | Iron/Steel Structures And Parts Thereof; Plates, Rods... Therefor | 6.23 |
| | | | | 3923 | Articles For The Of Goods, Of Plastics; Stoppers, Etc, Of Plastics | 4.60 |
| | | | | 8703 | Motor Cars And Other Motor Vehicles For The Transport Of Persons | 1.67 |
| | | | | 8431 | Parts Suitable For Use With The Machinery Of 84.25 To 84.30 | 1.40 |
| | | | | 9015 | Surveying, Hydrographic, Oceanographic... Instruments/Appliances, Nes | 1.08 |
| | | | | 8701 | Tractors (Excl. Tractors Of 87.09) | 0.83 |
| | | | | 8429 | Self-Propelled Bulldozers, Angledozer, Graders, Levellers, Etc | 0.61 |
| | | | | 8471 | Automatic Data Processing Machines...; Magnetic Readers..., Nes | 0.41 |
| | | | | 7216 | Angles, Shapes And Sections Of Iron Or Non-Alloy Steel | 0.41 |
| | | | | 2106 | Food Preparations Not Elsewhere Specified Or Included | 0.39 |
| | | | | 6405 | Other Footwear, Nes | 0.33 |
| | | | | 6309 | Worn Clothing And Other Worn Articles | 0.30 |
| | | | | 6304 | Other Furnishing Articles, Nes (Excl. Of 94.04) | 0.29 |
| | | | | 8704 | Motor Vehicles For The Transport Of Goods | 0.28 |
| | | | | 3401 | Soap; Organic Surface-Active Products In Bars, Etc; Paper With Soap,Etc | 0.26 |
| | | | | 8443 | Printing Machinery; Machines For Uses Ancillary To Printing | 0.22 |
| | | | 4821 | Paper Or Paperboard Labels Of All Kinds, Whether Or Not Printed | 0.21 | |
| | | | 8430 | Earth Moving... Machinery, Nes; Pile-Drvrs/Extractors; Snow-Ploughs | 0.20 | |
| | | | 8410 | Hydraulic Turbines, Water Wheels And Regulators Therefor | 0.19 | |
| | | Tanzania | 2 digits | | | |
| | | | 84 | Nuclear Reactors, Boilers, Mchy & Mech Appliance; Parts | 6.49 | |
| | | | 87 | Vehicles O/T Railw/Tramw Roll-Stock, Pts & Accessories | 2.91 | |
| | | | 90 | Optical, Photo, Cine, Meas, Checking, Precision, Etc | 0.56 | |
| | | | 85 | Electrical Mchy Equip Parts Thereof; Sound Recorder Etc | 0.25 | |
| | 63 | | Other Made Up Textile Articles; Sets; Worn Clothing Etc | 0.24 | | |
| | 27 | | Mineral Fuels, Oils & Product Of Their Distillation; Etc | 0.22 | | |
| | 21 | | Miscellaneous Edible Preparations | 0.11 | | |
| | 33 | | Essential Oils & Resinoids; Perf, Cosmetic/Toilet Prep | 0.09 | | |
| | 73 | | Articles Of Iron Or Steel | 0.08 | | |
| | 82 | | Tool, Implement, Cutlery, Spoon & Fork, Of Base Met Etc | 0.08 | | |
| | 40 | | Rubber And Articles Thereof | 0.06 | | |
| | 34 | | Soap, Organic Surface-Active Agents, Washing Prep, Etc | 0.05 | | |
| | 36 | | Explosives; Pyrotechnic Prod; Matches; Pyrop Alloy; Etc | 0.04 | | |
| | 64 | | Footwear, Gaiters And The Like; Parts Of Such Articles | 0.03 | | |
| | 83 | | Miscellaneous Articles Of Basee Metal | 0.03 | | |
| | 88 | | Aircraft, Spacecraft, And Parts Thereof | 0.01 | | |
| | 94 | | Furniture; Bedding, Mattress, Matt Support, Cushion Etc | 0.01 | | |
| | 25 | Salt; Sulphur; Earth & Ston; Plastering Mat; Lime & Cem | 0.01 | | | |
| | 44 | Wood And Articles Of Wood; Wood Charcoal | 0.01 | | | |
| | 61 | Art Of Apparel & Clothing Access, Knitted Or Crocheted | 0.01 | | | |

Table 8a: Intra-EAC Re-Exports of the major twenty products, 2011 (US\$, million)

| Partner states | Country of destination | Hs Level | Description of Goods | values | |
|----------------|--|---|---|--|------|
| Uganda | Tanzania | 4 digits | | | |
| | | 8431 | Parts Suitable For Use With The Machinery Of 84.25 To 84.30 | 1.95 | |
| | | 8703 | Motor Cars And Other Motor Vehicles For The Transport Of Persons | 1.22 | |
| | | 8704 | Motor Vehicles For The Transport Of Goods | 1.09 | |
| | | 8429 | Self-Propelled Bulldozers, Angledozer, Graders, Levellers, Etc | 0.94 | |
| | | 8474 | Machinery For Sorting..., Agglomerating... Earth, Stone, Ores, Etc | 0.67 | |
| | | 9015 | Surveying, Hydrographic, Oceanographic... Instruments/Appliances, Nes | 0.62 | |
| | | 8471 | Automatic Data Processing Machines...; Magnetic Readers..., Nes | 0.60 | |
| | | 8702 | Public-Transport Type Passenger Motor Vehicles | 0.57 | |
| | | 2710 | Petroleum Oils, Etc, (Excl. Crude); Preparations Thereof, Nes | 0.47 | |
| | | 8422 | Dish Washing Machines; Machinery For Cleaning..., Filling..., Aerating | 0.38 | |
| | | 8705 | Special Purpose Motor Vehicles (Eg Crane, Fire-Fighting, Etc, Vehicles) | 0.27 | |
| | | 8459 | Machine-Tools For Drilling, Boring, Milling... By Removing Metal | 0.25 | |
| | | 8443 | Printing Machinery; Machines For Uses Ancillary To Printing | 0.25 | |
| | | 6302 | Bed Linen, Table Linen, Toilet Linen And Kitchen Linen | 0.24 | |
| | | 8716 | Trailers And Semi-Trailers; Other Vehicles, Not Mechanically Propelled | 0.24 | |
| | | 2106 | Food Preparations Not Elsewhere Specified Or Included | 0.17 | |
| | | 8478 | Machinery For Preparing Or Making Up Tobacco, Nes | 0.17 | |
| | | 6309 | Worn Clothing And Other Worn Articles | 0.16 | |
| | 8504 | Electrical Transformers, Static Converters And Inductors | 0.12 | | |
| | 8418 | Refrigerators, Freezers, Etc; Heat Pumps (Excl. Air Conditioners) | 0.11 | | |
| | Rwanda | 2 digits | 72 | Iron And Steel | 4.93 |
| | | | 10 | Cereals | 3.28 |
| | | | 17 | Sugars And Sugar Confectionery | 2.69 |
| | | | 87 | Vehicles O/T Railw/Tramw Roll-Stock, Pts & Accessories | 2.03 |
| | | | 36 | Explosives; Pyrotechnic Prod; Matches; Pyrop Alloy; Etc | 1.74 |
| | | | 84 | Nuclear Reactors, Boilers, Mchy & Mech Appliance; Parts | 1.58 |
| | | | 34 | Soap, Organic Surface-Active Agents, Washing Prep, Etc | 1.23 |
| | | | 76 | Aluminium And Articles Thereof | 1.00 |
| | | | 49 | Printed Books, Newspapers, Pictures & Other Product Etc | 0.99 |
| | | | 15 | Animal/Veg Fats & Oils & Their Cleavage Products; Etc | 0.86 |
| | | | 11 | Prod Mill Indust; Malt; Starches; Inulin; Wheat Gluten | 0.76 |
| | | | 25 | Salt; Sulphur; Earth & Ston; Plastering Mat; Lime & Cem | 0.74 |
| | | | 27 | Mineral Fuels, Oils & Product Of Their Distillation; Etc | 0.72 |
| | | | 85 | Electrical Mchy Equip Parts Thereof; Sound Recorder Etc | 0.56 |
| | | | 39 | Plastics And Articles Thereof | 0.44 |
| | | 40 | Rubber And Articles Thereof | 0.42 | |
| | | 48 | Paper & Paperboard; Art Of Paper Pulp, Paper/Paperboard | 0.40 | |
| | | 55 | Man-Made Staple Fibres | 0.36 | |
| 32 | | Tanning/Dyeing Extract; Tannins & Derivs; Pigm Etc | 0.33 | | |
| 22 | | Beverages, Spirits And Vinegar | 0.29 | | |
| 4 digits | | 1701 | Cane Or Beet Sugar And Chemically Pure Sucrose, In Solid Form | 2.64 | |
| | | 1001 | Wheat And Meslin | 2.36 | |
| | | 7208 | Hot-Rolled Iron Or Non-Alloy Steel, >=600Mm Wide | 1.84 | |
| | | 7210 | Rolled Iron Or Non-Alloy Steel, >=600Mm Wide, Clad, Plated Or Coated | 1.40 | |
| | | 3603 | Safety Fuses; Detonating Fuses; Caps; Igniters; Electric Detonators | 1.26 | |
| | | 7214 | Iron/Steel Bars And Rods, Forged, Etc (Incl. Twisted), Uncoiled | 1.16 | |
| | | 4901 | Printed Books, Brochures, Leaflets And Similar Printed Matter | 0.99 | |
| | | 7606 | Aluminium Plates, Sheets And Strip, >0.2Mm Thick | 0.98 | |
| | | 1006 | Rice | 0.93 | |
| | | 3402 | Non-Soap Surface-Active Agents; Washing Preparations, Nes | 0.92 | |
| | 8704 | Motor Vehicles For The Transport Of Goods | 0.82 | | |
| | 8703 | Motor Cars And Other Motor Vehicles For The Transport Of Persons | 0.75 | | |
| | 1517 | Margarine; Edible Preparations Of Animal Or Vegetable Fats Or Oils, Nes | 0.72 | | |
| | 2501 | Salt And Pure Sodium Chloride; Sea Water | 0.69 | | |
| | 2710 | Petroleum Oils, Etc, (Excl. Crude); Preparations Thereof, Nes | 0.64 | | |
| 8429 | Self-Propelled Bulldozers, Angledozer, Graders, Levellers, Etc | 0.53 | | | |
| 7213 | Iron/Steel Bars And Rods, Hot-Rolled, In Irregularly Wound Coils | 0.53 | | | |
| 3602 | Prepared Explosives, (Excl. Propellant Powders) | 0.42 | | | |
| 4011 | New Pneumatic Tyres, Of Rubber | 0.42 | | | |
| 1101 | Wheat Or Meslin Flour | 0.33 | | | |

Table 8a: Intra-EAC Re-Exports of the major twenty products, 2011 (US\$, million)

| Partner states | Country of destination | Hs Level | Description of Goods | values | | | | |
|----------------|--|----------|----------------------|--|----------|--|---|------|
| Uganda | Burundi | 2 digits | 87 | Vehicles O/T Railw/Tramw Roll-Stock, Pts & Accessories | 0.86 | | | |
| | | | 72 | Iron And Steel | 0.71 | | | |
| | | | 84 | Nuclear Reactors, Boilers, Mchy & Mech Appliance; Parts | 0.68 | | | |
| | | | 55 | Man-Made Staple Fibres | 0.63 | | | |
| | | | 33 | Essential Oils & Resinoids; Perf, Cosmetic/Toilet Prep | 0.54 | | | |
| | | | 27 | Mineral Fuels, Oils & Product Of Their Distillation; Etc | 0.32 | | | |
| | | | 12 | Oil Seed, Oleagi Fruits; Miscell Grain, Seed, Fruit Etc | 0.27 | | | |
| | | | 21 | Miscellaneous Edible Preparations | 0.24 | | | |
| | | | 10 | Cereals | 0.21 | | | |
| | | | 52 | Cotton | 0.18 | | | |
| | | | 22 | Beverages, Spirits And Vinegar | 0.15 | | | |
| | | | 85 | Electrical Mchy Equip Parts Thereof; Sound Recorder Etc | 0.13 | | | |
| | | | 48 | Paper & Paperboard; Art Of Paper Pulp, Paper/Paperboard | 0.13 | | | |
| | | | 63 | Other Made Up Textile Articles; Sets; Worn Clothing Etc | 0.13 | | | |
| | | | 39 | Plastics And Articles Thereof | 0.11 | | | |
| | | | 36 | Explosives; Pyrotechnic Prod; Matches; Pyrop Alloy; Etc | 0.11 | | | |
| | | | 90 | Optical, Photo, Cine, Meas, Checking, Precision, Etc | 0.10 | | | |
| | | | 73 | Articles Of Iron Or Steel | 0.08 | | | |
| | | | 04 | Dairy Prod; Birds' Eggs; Natural Honey; Edible Prod Nes | 0.06 | | | |
| | | | 64 | Footwear, Gaiters And The Like; Parts Of Such Articles | 0.06 | | | |
| | | | | 4 digits | 7214 | Iron/Steel Bars And Rods, Forged, Etc (Incl. Twisted), Uncoiled | 0.63 | |
| | | | | | 3306 | Preparations For Oral Or Dental Hygiene (Incl. Denture Fixative) | 0.44 | |
| | | | | | 8704 | Motor Vehicles For The Transport Of Goods | 0.43 | |
| | | | | | 8703 | Motor Cars And Other Motor Vehicles For The Transport Of Persons | 0.34 | |
| | | | | | 5512 | Woven Fabrics Of >=85% Synthetic Staple Fibres | 0.33 | |
| | | | | | 2712 | Petroleum Jelly; Paraffin Wax... And Other Mineral Waxes, Etc | 0.30 | |
| | | | | | 1208 | Flours And Meals Of Oil Seeds Or Oleaginous Fruits (Excl. Mustard) | 0.27 | |
| | | | | | 8474 | Machinery For Sorting..., Agglomerating... Earth, Stone, Ores, Etc | 0.20 | |
| | | | | | 1006 | Rice | 0.20 | |
| | | | | | 5513 | Woven Fabrics, <85% Synthetic Staple Fibres, With Cotton, =<170G/M2 | 0.18 | |
| | | | | | 2106 | Food Preparations Not Elsewhere Specified Or Included | 0.16 | |
| | | | | | 5208 | Woven Fabrics Of Cotton, With >=85% Cotton, But <200G/M2 | 0.14 | |
| | | | | | 5514 | Woven Fabrics, <85% Synthetic Fibres, Mixed With Cotton, >170G/M2 | 0.13 | |
| | | | | | 3605 | Matches (Excl. Pyrotechnic Articles Of 36.04) | 0.11 | |
| | | | | | 9026 | Instruments/Apparatus For Measuring The Flow... Of Liquid Or Gases, Nes | 0.10 | |
| | | | | | 4802 | Uncoated Paper..., For Writing... In Rolls Or Sheets; Hand-Made Paper... | 0.10 | |
| | | | | | 8478 | Machinery For Preparing Or Making Up Tobacco, Nes | 0.10 | |
| | | | | | 8437 | Machines For Cleaning... Seed...; Milling... Machinery | 0.09 | |
| | | | | | 8502 | Electric Generating Sets And Rotary Converters | 0.08 | |
| | | | | | 2103 | Sauces And Sauce Preparations; Mixed Condiments And Seasonings; Mustard | 0.07 | |
| | | Rwanda | Kenya | | 2 digits | 27 | Mineral fuels, mineral oils and products of their distillation; bituminous substances; mineral waxes | 3.35 |
| | | | | | | 90 | Optical, photographic, cinematographic, measuring, checking, precision, medical or surgical instruments | 0.70 |
| 84 | Nuclear reactors, boilers, machinery and mechanical appliances; parts thereof | | | 0.28 | | | | |
| 87 | Vehicles other than railway or tramway rolling stock, and parts and accessories thereof | | | 0.24 | | | | |
| 39 | Plastics and articles thereof | | | 0.19 | | | | |
| 44 | Wood and articles of wood; wood charcoal | | | 0.05 | | | | |
| 85 | Electrical machinery and equipment and parts thereof; sound recorders and reproducers | | | 0.03 | | | | |
| 70 | Ceramic products | | | 0.03 | | | | |
| 30 | Pharmaceutical products | | | 0.00 | | | | |
| 67 | Prepared feathers and down and articles made of feathers or of down; artificial flowers | | | 0.00 | | | | |
| 82 | Tools, implements, cutlery, spoons and forks, of base metal; parts thereof of base metal | | | 0.00 | | | | |
| 08 | Edible fruit and nuts; peel of citrus fruit or melons | | | 0.00 | | | | |
| 92 | Musical instruments; parts and accessories of such articles | | | 0.00 | | | | |
| 76 | Aluminium and articles thereof | | | 0.00 | | | | |
| 49 | Printed books, newspapers, pictures and other products of the printing industry; manuscripts | | | 0.00 | | | | |
| 73 | Articles of iron or steel | | | 0.00 | | | | |
| 32 | Tanning or dyeing extracts; tannins and their derivatives; dyes, pigments and other colouring matter | | | 0.00 | | | | |
| 52 | Cotton | | | 0.00 | | | | |
| 21 | Miscellaneous edible preparations | 0.00 | | | | | | |
| 63 | Other made up textile articles; sets; worn clothing and worn textile articles; rags | 0.00 | | | | | | |

Table 8a: Intra-EAC Re-Exports of the major twenty products, 2011 (US\$, million)

| Partner states | Country of destination | Hs Level | Description of Goods | values |
|---|---|---|--|--------|
| Rwanda | Kenya | 4 digits | 2710 Petroleum oils and oils obtained from bituminous minerals, other than crude; preparation | 3.35 |
| | | | 9015 Surveying (including photogrammetrical surveying), hydrographic, oceanographic, hydrolog | 0.68 |
| | | | 8426 Ships' derricks; cranes, including cable cranes; mobile lifting frames, straddle carrier | 0.22 |
| | | | 3923 Articles for the conveyance or packing of goods, of plastics; stoppers, lids, caps and o | 0.18 |
| | | | 8704 Motor vehicles for the transport of goods. | 0.18 |
| | | | 4415 Packing cases, boxes, crates, drums and similar packings, of wood; cable-drums of wood; | 0.05 |
| | | | 8410 Hydraulic turbines, water wheels, and regulators therefor. | 0.03 |
| | | | 8705 Special purpose motor vehicles, other than those principally designed for the transport | 0.03 |
| | | | 7010 Carboys, bottles, flasks, jars, pots, phials, ampoules and other containers, of glass, o | 0.03 |
| | | | 8431 Parts suitable for use solely or principally with the machinery of headings 84.25 to 84. | 0.02 |
| | | | 8703 Motor cars and other motor vehicles principally designed for the transport of persons (o | 0.02 |
| | | | 8502 Electric generating sets and rotary converters. | 0.02 |
| | | | 8708 Parts and accessories of the motor vehicles of headings 87.01 to 87.05. | 0.01 |
| | | | 9030 Oscilloscopes, spectrum analysers and other instruments and apparatus for measuring or c | 0.01 |
| | | | 8519 Turntables (record-decks), record-players, cassette-players and other sound reproducing | 0.01 |
| | | | 9005 Binoculars, monoculars, other optical telescopes, and mountings therefor; other astronom | 0.01 |
| | | | 8521 Video recording or reproducing apparatus, whether or not incorporating a video tuner. | 0.01 |
| | | | 9025 Hydrometers and similar floating instruments, thermometers, pyrometers, barometers, hydr | 0.01 |
| | | | 3004 Medicaments (excluding goods of heading 30.02, 30.05 or 30.06) consisting of mixed or un | 0.00 |
| | 6704 Wigs, false beards, eyebrows and eyelashes, switches and the like, of human or animal ha | 0.00 | | |
| | Tanzania | 2 digits | 84 Nuclear reactors, boilers, machinery and mechanical appliances; parts thereof | 0.14 |
| | | | 41 Raw hides and skins (other than furskins) and leather | 0.07 |
| | | | 10 Cereals | 0.06 |
| | | | 87 Vehicles other than railway or tramway rolling stock, and parts and accessories thereof | 0.05 |
| | | | 45 Cork and articles of cork | 0.03 |
| | | | 31 Fertilisers | 0.03 |
| | | | 63 Other made up textile articles; sets; worn clothing and worn textile articles; rags | 0.01 |
| | | | 82 Tools, implements, cutlery, spoons and forks, of base metal; parts thereof of base metal | 0.01 |
| | | | 85 Electrical machinery and equipment and parts thereof; sound recorders and reproducers | 0.00 |
| | | | 73 Articles of iron or steel | 0.00 |
| | | | 83 Miscellaneous articles of base metal | 0.00 |
| | | | 76 Aluminium and articles thereof | 0.00 |
| | | | 11 Products of the milling industry; malt; starches; inulin; wheat gluten | 0.00 |
| | | | 90 Optical, photographic, cinematographic, measuring, checking, precision | 0.00 |
| | | | 56 Wadding, felt and nonwovens; special yarns; twine, cordage, ropes and cables and articles thereof | 0.00 |
| | | | 96 Miscellaneous manufactured articles | 0.00 |
| | | | 74 Copper and articles thereof | 0.00 |
| | | | 07 Edible vegetables and certain roots and tubers | 0.00 |
| | | | 72 Iron and steel | 0.00 |
| 20 Preparations of vegetables, fruit, nuts or other parts of plants | 0.00 | | | |
| | 4 digits | 8426 Ships' derricks; cranes, including cable cranes; mobile lifting frames, straddle carrier | 0.08 | |
| | | 4101 Raw hides and skins of bovine (including buffalo) or equine animals (fresh, or salted, d | 0.07 | |
| | | 1006 Rice. | 0.06 | |
| | | 8703 Motor cars and other motor vehicles principally designed for the transport of persons (o | 0.05 | |
| | | 4503 Articles of natural cork. | 0.03 | |
| | | 3105 Mineral or chemical fertilisers containing two or three of the fertilising elements nitr | 0.03 | |
| | | 8479 Machines and mechanical appliances having individual functions, not specified or include | 0.03 | |
| | | 8429 Self-propelled bulldozers, angledozers, graders, levellers, scrapers, mechanical shovels | 0.02 | |
| | | 6305 Sacks and bags, of a kind used for the packing of goods. | 0.01 | |
| | | 8414 Air or vacuum pumps, air or other gas compressors and fans; ventilating or recycling hoo | 0.01 | |
| | | 8437 Machines for cleaning, sorting or grading seed, grain or dried leguminous vegetables; ma | 0.01 | |
| | | 8430 Other moving, grading, levelling, scraping, excavating, tamping, compacting, extracting | 0.00 | |
| | | 8544 Insulated (including enamelled or anodised) wire, cable (including co-axial cable) and o | 0.00 | |
| | | 8205 Hand tools (including glaziers' diamonds), not elsewhere specified or included; blow lam | 0.00 | |
| | | 8301 Padlocks and locks (key, combination or electrically operated), of base metal; clasps an | 0.00 | |
| | | 7315 Chain and parts thereof, of iron or steel. | 0.00 | |
| | | 8207 Interchangeable tools for hand tools, whether or not power-operated, or for machine-tool | 0.00 | |
| | | 8515 Electric (including electrically heated gas), laser or other light or photon beam, ultra | 0.00 | |
| | | 8467 Tools for working in the hand, pneumatic, hydraulic or with self-contained electric or n | 0.00 | |
| 8203 Files, rasps, pliers (including cutting pliers), pincers, tweezers, metal cutting shears | 0.00 | | | |

Table 8a: Intra-EAC Re-Exports of the major twenty products, 2011 (US\$, million)

| Partner states | Country of destination | Hs Level | Description of Goods | values | | |
|----------------|------------------------|-----------------|---|--|------|--|
| Rwanda | Uganda | 2 digits | | | | |
| | | 27 | Mineral fuels, mineral oils and products of their distillation; bituminous substances; mineral waxes | 1.16 | | |
| | | 84 | Nuclear reactors, boilers, machinery and mechanical appliances; parts thereof | 0.26 | | |
| | | 87 | Vehicles other than railway or tramway rolling stock, and parts and accessories thereof | 0.25 | | |
| | | 39 | Plastics and articles thereof | 0.03 | | |
| | | 41 | Raw hides and skins (other than furskins) and leather | 0.03 | | |
| | | 85 | Electrical machinery and equipment and parts thereof; sound recorders and reproducers | 0.02 | | |
| | | 72 | Iron and steel | 0.01 | | |
| | | 90 | Optical, photographic, cinematographic, measuring, checking, precision, medical or surgical instruments | 0.01 | | |
| | | 92 | Musical instruments; parts and accessories of such articles | 0.01 | | |
| | | 70 | Ceramic products | 0.01 | | |
| | | 20 | Preparations of vegetables, fruit, nuts or other parts of plants | 0.00 | | |
| | | 73 | Articles of iron or steel | 0.00 | | |
| | | 07 | Edible vegetables and certain roots and tubers | 0.00 | | |
| | | 11 | Products of the milling industry; malt; starches; inulin; wheat gluten | 0.00 | | |
| | | 94 | Furniture; bedding, mattresses, mattress supports, cushions and similar stuffed furnishings | 0.00 | | |
| | | 86 | Railway or tramway locomotives, rolling-stock and parts thereof; railway or tramway track fixtures | 0.00 | | |
| | | 33 | Essential oils and resinoids; perfumery, cosmetic or toilet preparations | 0.00 | | |
| | | 17 | Sugars and sugar confectionery | 0.00 | | |
| | | 49 | Printed books, newspapers, pictures and other products of the printing industry; manuscripts | 0.00 | | |
| | | 82 | Tools, implements, cutlery, spoons and forks, of base metal; parts thereof of base metal | 0.00 | | |
| | | | 4 digits | | | |
| | | | 2710 | Petroleum oils and oils obtained from bituminous minerals, other than crude; preparation | 1.16 | |
| | | | 8703 | Motor cars and other motor vehicles principally designed for the transport of persons (o | 0.16 | |
| | | | 8429 | Self-propelled bulldozers, angledozers, graders, levellers, scrapers, mechanical shovels | 0.15 | |
| | | | 8431 | Parts suitable for use solely or principally with the machinery of headings 84.25 to 84. | 0.10 | |
| | | | 8704 | Motor vehicles for the transport of goods. | 0.09 | |
| | | | 3923 | Articles for the conveyance or packing of goods, of plastics; stoppers, lids, caps and o | 0.03 | |
| | | 4101 | Raw hides and skins of bovine (including buffalo) or equine animals (fresh, or salted, d | 0.03 | | |
| | | 7210 | Flat-rolled products of iron or non-alloy steel, of a width of 600 mm or more, clad, pla | 0.01 | | |
| | | 9027 | Instruments and apparatus for physical or chemical analysis (for example, polarimeters, | 0.01 | | |
| | | 8502 | Electric generating sets and rotary converters. | 0.01 | | |
| | | 7013 | Glassware of a kind used for table, kitchen, toilet, office, indoor decoration or simila | 0.01 | | |
| | | 9209 | Parts (for example, mechanisms for musical boxes) and accessories (for example, cards, d | 0.01 | | |
| | | 8518 | Microphones and stands therefor; loudspeakers, whether or not mounted in their enclosure | 0.01 | | |
| | | 8414 | Air or vacuum pumps, air or other gas compressors and fans; ventilating or recycling hoo | 0.00 | | |
| | | 9207 | Musical instruments, the sound of which is produced, or must be amplified, electrically | 0.00 | | |
| | | 2009 | Fruit juices (including grape must) and vegetable juices, unfermented and not containing | 0.00 | | |
| | | 8504 | Electrical transformers, static converters (for example, rectifiers) and inductors. | 0.00 | | |
| | | 8527 | Reception apparatus for radio-telephony, radio-telegraphy or radio-broadcasting, whether | 0.00 | | |
| | | 7320 | Springs and leaves for springs, of iron or steel. | 0.00 | | |
| | | 714 | Manioc, arrowroot, salep, Jerusalem artichokes, sweet potatoes and similar roots and tub | 0.00 | | |
| | | Burundi | 2 digits | | | |
| | | | 87 | Vehicles other than railway or tramway rolling stock, and parts and accessories thereof | 2.60 | |
| | | | 11 | Products of the milling industry; malt; starches; inulin; wheat gluten | 0.13 | |
| | | | 27 | Mineral fuels, mineral oils and products of their distillation; bituminous substances; mineral waxes | 0.07 | |
| | | | 84 | Nuclear reactors, boilers, machinery and mechanical appliances; parts thereof | 0.06 | |
| | | 72 | Iron and steel | 0.04 | | |
| | | 19 | Preparations of cereals, flour, starch or milk; pastrycooks' products | 0.01 | | |
| | | 76 | Aluminium and articles thereof | 0.01 | | |
| | | 90 | Optical, photographic, cinematographic, measuring, checking, precision, medical or surgical instruments | 0.01 | | |
| | | 85 | Electrical machinery and equipment and parts thereof; sound recorders and reproducers | 0.01 | | |
| | | 63 | Other made up textile articles; sets; worn clothing and worn textile articles; rags | 0.00 | | |
| | | 22 | Beverages, spirits and vinegar | 0.00 | | |
| | | 17 | Sugars and sugar confectionery | 0.00 | | |
| | | 74 | Copper and articles thereof | 0.00 | | |
| | | 39 | Plastics and articles thereof | 0.00 | | |
| | | 94 | Furniture; bedding, mattresses, mattress supports, cushions and similar stuffed furnishings | 0.00 | | |
| | | 83 | Miscellaneous articles of base metal | 0.00 | | |
| | | 82 | Tools, implements, cutlery, spoons and forks, of base metal; parts thereof of base metal | 0.00 | | |
| | | 07 | Edible vegetables and certain roots and tubers | 0.00 | | |
| | | 64 | Footwear, gaiters and the like; parts of such articles | 0.00 | | |
| | | 33 | Essential oils and resinoids; perfumery, cosmetic or toilet preparations | 0.00 | | |

Table 8a: Intra-EAC Re-Exports of the major twenty products, 2011 (US\$, million)

| Partner states | Country of destination | Hs Level | Description of Goods | values | |
|----------------|--|---|---|--|-------|
| Rwanda | Burundi | 4 digits | | | |
| | | 8703 | Motor cars and other motor vehicles principally designed for the transport of persons (o | 2.15 | |
| | | 8704 | Motor vehicles for the transport of goods. | 0.36 | |
| | | 1107 | Malt, whether or not roasted. | 0.13 | |
| | | 8702 | Motor vehicles for the transport of ten or more persons, including the driver. | 0.07 | |
| | | 2710 | Petroleum oils and oils obtained from bituminous minerals, other than crude; preparation | 0.07 | |
| | | 8450 | Household or laundry-type washing machines, including machines which both wash and dry. | 0.05 | |
| | | 7214 | Other bars and rods of iron or non-alloy steel, not further worked than forged, hot-roll | 0.04 | |
| | | 8711 | Motorcycles (including mopeds) and cycles fitted with an auxiliary motor, with or without | 0.02 | |
| | | 8418 | Refrigerators, freezers and other refrigerating or freezing equipment, electric or other | 0.01 | |
| | | 1905 | Bread, pastry, cakes, biscuits and other bakers' wares, whether or not containing cocoa; | 0.01 | |
| | | 7614 | Stranded wire, cables, plaited bands and the like, of aluminium, not electrically insula | 0.01 | |
| | | 9023 | Instruments, apparatus and models, designed for demonstrational purposes (for example, i | 0.01 | |
| | | 6309 | Worn clothing and other worn articles. | 0.00 | |
| | | 2204 | Wine of fresh grapes, including fortified wines; grape must other than that of heading 2 | 0.00 | |
| | | 8528 | Reception apparatus for television, whether or not incorporating radio-broadcast receive | 0.00 | |
| | | 1701 | Cane or beet sugar and chemically pure sucrose, in solid form. | 0.00 | |
| | | 7413 | Stranded wire, cables, plaited bands and the like, of copper, not electrically insulated | 0.00 | |
| | | 3917 | Tubes, pipes and hoses, and fittings therefor (for example, joints, elbows, flanges), of | 0.00 | |
| 8502 | Electric generating sets and rotary converters. | 0.00 | | | |
| 8515 | Electric (including electrically heated gas), laser or other light or photon beam, ultra | 0.00 | | | |
| Kenya | Uganda | 2 digits | | | |
| | | 27 | Mineral fuels, mineral oils and products of their | 53.29 | |
| | | 87 | Vehicles other than railway or tramway rolling-sto | 12.15 | |
| | | 31 | Fertilisers. | 11.03 | |
| | | 84 | Nuclear reactors, boilers, machinery and mechanical | 8.29 | |
| | | 39 | Plastics and articles thereof. | 5.47 | |
| | | 85 | Electrical machinery and equipment and parts there | 3.26 | |
| | | 28 | Inorganic chemicals; organic or inorganic compound | 2.51 | |
| | | 10 | Cereals. | 2.34 | |
| | | 29 | Organic chemicals. | 1.39 | |
| | | 36 | Explosives; pyrotechnic products; matches; pyropho | 1.38 | |
| | | 34 | Soap, organic surface-active agents, washing prepa | 1.29 | |
| | | 38 | Miscellaneous chemical products. | 1.16 | |
| | | 90 | Optical, photographic, cinematographic, measuring, | 1.03 | |
| | | 72 | Iron and steel. | 0.88 | |
| | | 33 | Essential oils and resinoids; perfumery, cosmetic | 0.87 | |
| | | 64 | Footwear, gaiters and the like; parts of such arti | 0.74 | |
| | | 22 | Beverages, spirits and vinegar. | 0.43 | |
| | | 32 | Tanning or dyeing extracts; tannins and their deri | 0.37 | |
| | | 48 | Paper and paperboard; articles of paper pulp, of p | 0.34 | |
| | | 12 | Oil seeds and oleaginous fruits; miscellaneous gra | 0.25 | |
| | | | 4 digits | | |
| | | | 2710 | Petroleum oils and oils obtained from bituminous m | 45.32 |
| | | | 3102 | Mineral or chemical fertilizers, nitrogenous | 6.69 |
| | | | 8701 | Tractors (excl. Tractors of 87.09) | 5.01 |
| | | | 2701 | Coal; briquettes, ovoids and similar solid fuels m | 4.93 |
| | | | 3907 | Polyethers and epoxide resins; polyesters, in prim | 4.41 |
| | | | 8703 | Motor cars and other motor vehicles for the transp | 4.28 |
| | | | 8471 | Automatic data processing machines...; magnetic re | 2.99 |
| | 2711 | Petroleum gases and other gaseous hydrocarbons | 2.88 | | |
| | 3105 | Mineral or chemical fertilizers, nes; other ferti | 2.86 | | |
| | 1005 | Maize(corn) | 2.34 | | |
| | 8704 | Motor vehicles for the transport of goods | 1.56 | | |
| | 3602 | Prepared explosives | 1.38 | | |
| | 3103 | Mineral or chemical fertilizers, phosphatic | 1.34 | | |
| | 2834 | Nitrites; nitrates | 1.20 | | |
| | 8517 | Electrical apparatus for line telephony or line te | 1.07 | | |
| | 8443 | Printing machinery; machines for uses ancillary to | 1.05 | | |
| | 7213 | Iron/steel bars and rods, hot-rolled, in irregularl | 0.80 | | |
| | 3306 | Preparations for oral or dental hygiene (incl. Den | 0.75 | | |
| | 9015 | Surveying, hydrographic, oceanographic... Instrume | 0.73 | | |
| | 3808 | Insecticides, rodenticides... And similar products | 0.70 | | |

Table 8a: Intra-EAC Re-Exports of the major twenty products, 2011 (US\$, million)

| Partner states | Country of destination | Hs Level | Description of Goods | values | | | |
|---|------------------------|--|---|-----------------|--|------|--|
| Kenya | Tanzania | 2 digits | 84 Nuclear reactors, boilers, machinery and mechanica | 6.87 | | | |
| | | | 87 Vehicles other than railway or tramway rolling-sto | 6.03 | | | |
| | | | 85 Electrical machinery and equipment and parts there | 2.39 | | | |
| | | | 27 Mineral fuels, mineral oils and products of their | 1.63 | | | |
| | | | 38 Miscellaneous chemical products. | 1.49 | | | |
| | | | 28 Inorganic chemicals; organic or inorganic compound | 1.18 | | | |
| | | | 39 Plastics and articles thereof. | 0.83 | | | |
| | | | 29 Organic chemicals. | 0.47 | | | |
| | | | 32 Tanning or dyeing extracts; tannins and their deri | 0.45 | | | |
| | | | 17 Sugars and sugar confectionery. | 0.35 | | | |
| | | | 30 Pharmaceutical products. | 0.32 | | | |
| | | | 31 Fertilisers. | 0.31 | | | |
| | | | 76 Aluminium and articles thereof. | 0.23 | | | |
| | | | 48 Paper and paperboard; articles of paper pulp, of p | 0.20 | | | |
| | | | 73 Articles of iron or steel. | 0.20 | | | |
| | | | 21 Miscellaneous edible preparations. | 0.15 | | | |
| | | | 70 Glass and glassware. | 0.11 | | | |
| | | | 40 Rubber and articles thereof. | 0.11 | | | |
| | | | 34 Soap, organic surface-active agents, washing prepa | 0.10 | | | |
| | | | 90 Optical, photographic, cinematographic, measuring, | 0.07 | | | |
| | | | | 4 digits | | | |
| | | | | 8701 | Tractors (excl. Tractors of 87.09) | 3.34 | |
| | | | | 8471 | Automatic data processing machines...; magnetic re | 2.00 | |
| | | | | 2710 | Petroleum oils and oils obtained from bituminous m | 1.51 | |
| | | | | 3808 | Insecticides, rodenticides... And similar products | 1.24 | |
| | | | | 8443 | Printing machinery; machines for uses ancillary to | 1.03 | |
| | | | | 8704 | Motor vehicles for the transport of goods | 0.99 | |
| | | | | 8429 | Self-propelled bulldozers, angledozers, graders, l | 0.92 | |
| | | | | 8703 | Motor cars and other motor vehicles for the transp | 0.83 | |
| | | 8504 | Electrical transformers, static converters and ind | 0.79 | | | |
| | | 8413 | Pumps for liquids; liquid elevators | 0.59 | | | |
| | | 8479 | Machines and mechanical appliances, having individ | 0.57 | | | |
| | | 8716 | Trailers and semi-trailers; other vehicles, not ma | 0.54 | | | |
| | | 8502 | Electric generating sets and rotary converters | 0.46 | | | |
| | | 3907 | Polyethers and epoxide resins; polyesters, in prim | 0.46 | | | |
| | | 8430 | Earth moving... Machinery, nes; pile-drivers/extrac | 0.45 | | | |
| | | 2805 | Alkali or alkaline-earth metals; rare-earth metals | 0.40 | | | |
| | | 2834 | Nitrites; nitrates | 0.36 | | | |
| | | 8422 | Dish washing machines; machinery for cleaning... | 0.35 | | | |
| | 8517 | Electrical apparatus for line telephony or line te | 0.34 | | | | |
| | 3204 | Synthetic organic colouring matter and preparation | 0.27 | | | | |
| Kenya | Rwanda | 2 digits | 27 Mineral fuels, mineral oils and products of their | 5.43 | | | |
| | | | 84 Nuclear reactors, boilers, machinery and mechanica | 1.60 | | | |
| | | | 85 Electrical machinery and equipment and parts there | 0.87 | | | |
| | | | 87 Vehicles other than railway or tramway rolling-sto | 0.53 | | | |
| | | | 70 Glass and glassware. | 0.31 | | | |
| | | | 39 Plastics and articles thereof. | 0.25 | | | |
| | | | 33 Essential oils and resinoids; perfumery, cosmetic | 0.18 | | | |
| | | | 48 Paper and paperboard; articles of paper pulp, of p | 0.17 | | | |
| | | | 73 Articles of iron or steel. | 0.15 | | | |
| | | | 40 Rubber and articles thereof. | 0.14 | | | |
| | | | 22 Beverages, spirits and vinegar. | 0.12 | | | |
| | | | 38 Miscellaneous chemical products. | 0.11 | | | |
| | | | 94 Furniture; bedding, mattresses, mattress supports, | 0.09 | | | |
| | | | 49 Printed books, newspapers, pictures and other prod | 0.08 | | | |
| | | | 34 Soap, organic surface-active agents, washing prepa | 0.08 | | | |
| | | | 32 Tanning or dyeing extracts; tannins and their deri | 0.08 | | | |
| | | | 28 Inorganic chemicals; organic or inorganic compound | 0.07 | | | |
| 63 Other made up textile articles; sets; worn clothin | 0.06 | | | | | | |
| 72 Iron and steel. | 0.05 | | | | | | |
| 96 Miscellaneous manufactured articles. | 0.05 | | | | | | |

Table 8a: Intra-EAC Re-Exports of the major twenty products, 2011 (US\$, million)

| Partner states | Country of destination | Hs Level | Description of Goods | values | |
|----------------|------------------------|--|---|--|------|
| Kenya | Rwanda | 4 digits | | | |
| | | 2710 | Petroleum oils and oils obtained from bituminous m | 5.01 | |
| | | 8471 | Automatic data processing machines...; magnetic re | 0.56 | |
| | | 2711 | Petroleum gases and other gaseous hydrocarbons | 0.41 | |
| | | 8517 | Electrical apparatus for line telephony or line te | 0.31 | |
| | | 8429 | Self-propelled bulldozers, angledozers, graders, l | 0.30 | |
| | | 7005 | Float glass and surface ground or polished glass, | 0.29 | |
| | | 8704 | Motor vehicles for the transport of goods | 0.26 | |
| | | 8701 | Tractors (excl. Tractors of 87.09) | 0.17 | |
| | | 8418 | Refrigerators, freezers, etc; heat pumps (excl. Ai | 0.15 | |
| | | 8472 | Other office machines (incl. Hectograph... Duplica | 0.15 | |
| | | 4011 | New pneumatic tyres, of rubber | 0.14 | |
| | | 3306 | Preparations for oral or dental hygiene (incl. Den | 0.13 | |
| | | 8413 | Pumps for liquids; liquid elevators | 0.12 | |
| | | 8502 | Electric generating sets and rotary converters | 0.10 | |
| | | 4802 | Uncoated paper..., for writing... In rolls or shee | 0.10 | |
| | | 3907 | Polyethers and epoxide resins; polyesters, in prim | 0.09 | |
| | | 4901 | Printed books, brochures, leaflets and similar pri | 0.08 | |
| | | 8507 | Electric accumulators (incl. Separators therefor) | 0.08 | |
| | 8504 | Electrical transformers, static converters and ind | 0.08 | | |
| | 8432 | Machinery for soil preparation/cultivation; lawn/s | 0.07 | | |
| | | Burundi | 2 digits | | |
| | | | 27 | Mineral fuels, mineral oils and products of their | 0.82 |
| | | | 84 | Nuclear reactors, boilers, machinery and mechanica | 0.73 |
| | | | 22 | Beverages, spirits and vinegar. | 0.69 |
| | | | 85 | Electrical machinery and equipment and parts there | 0.36 |
| | | | 31 | Fertilisers. | 0.09 |
| | | | 15 | Animal or vegetable fats and oils and their cleava | 0.05 |
| | | | 73 | Articles of iron or steel. | 0.05 |
| | | | 21 | Miscellaneous edible preparations. | 0.04 |
| | | | 72 | Iron and steel. | 0.03 |
| | | | 87 | Vehicles other than railway or tramway rolling-sto | 0.02 |
| | | | 90 | Optical, photographic, cinematographic, measuring, | 0.01 |
| | | | 28 | Inorganic chemicals; organic or inorganic compound | 0.01 |
| | | | 32 | Tanning or dyeing extracts; tannins and their deri | 0.01 |
| | | 39 | Plastics and articles thereof. | 0.00 | |
| | | 64 | Footwear, gaiters and the like; parts of such arti | 0.00 | |
| | | 38 | Miscellaneous chemical products. | 0.00 | |
| | | 95 | Toys, games and sports requisites; parts and acces | 0.00 | |
| | | 44 | Wood and articles of wood; wood charcoal. | 0.00 | |
| | | 76 | Aluminium and articles thereof. | 0.00 | |
| | | 34 | Soap, organic surface-active agents, washing prepa | 0.00 | |
| | | | 4 digits | | |
| | | 2204 | Wine of fresh grapes, (incl. Fortified wines); oth | 0.55 | |
| | | 2711 | Petroleum gases and other gaseous hydrocarbons | 0.40 | |
| | | 2710 | Petroleum oils and oils obtained from bituminous m | 0.40 | |
| | | 8429 | Self-propelled bulldozers, angledozers, graders, l | 0.27 | |
| | | 8517 | Electrical apparatus for line telephony or line te | 0.17 | |
| | | 8502 | Electric generating sets and rotary converters | 0.15 | |
| | | 2208 | Undenatured ethyl alcohol of an alcoholic strength | 0.13 | |
| | | 8436 | Other agricultural... Forestry machinery; poultry | 0.12 | |
| | | 8471 | Automatic data processing machines...; magnetic re | 0.12 | |
| | | 3104 | Mineral or chemical fertilizers, potassic | 0.09 | |
| | | 8415 | Air conditioning machines | 0.06 | |
| | | 1511 | Palm oil and its fractions wheather or not refined | 0.05 | |
| | | 8443 | Printing machinery; machines for uses ancillary to | 0.05 | |
| | | 7311 | Containers for compressed or liquified gas, of iro | 0.05 | |
| | | 8413 | Pumps for liquids; liquid elevators | 0.04 | |
| | | 2106 | Food preparations not elsewhere specified or inclu | 0.04 | |
| | | 7213 | Iron/steel bars androds, hot-rolled, in irregularl | 0.03 | |
| | | 8430 | Earth moving... Machinery, nes; pile-drivers/extrac | 0.03 | |
| | | 2713 | Petroleum coke, bitumen and other residues of petr | 0.02 | |
| | | 8703 | Motor cars and other motor vehicles for the transp | 0.02 | |

Table 8a: Intra-EAC Re-Exports of the major twenty products, 2011 (US\$, million)

| Partner states | Country of destination | Hs Level | Description of Goods | values | |
|----------------|------------------------|---|---|--------|--|
| Tanzania | Kenya | 2 digits | | | |
| | | 84 | Nuclear Reactors, Boilers, Mchy & Mech Appliance; Parts | 1.87 | |
| | | 87 | Vehicles O/T Railw/Tranw Rool-Stock, Pts & Accessories | 0.71 | |
| | | 63 | Other Made Up Textile Articles; Sets; Worn Clothing Etc | 0.48 | |
| | | 85 | Electrical Mchy Equip Parts Thereof; Sound Recorder Etc | 0.22 | |
| | | 73 | Articles Of Iron And Steel | 0.21 | |
| | | 76 | Aluminium And Articles Thereof | 0.16 | |
| | | 64 | Footwear, Gaiters And The Like; Parts Of Such Articles | 0.10 | |
| | | 90 | Optical, Photo, Cine, Meas, Checking, Precision, Etc | 0.08 | |
| | | 04 | Dairy Prod; Birds' Eggs; Natural Honey; Edible Prod Nes | 0.07 | |
| | | 20 | Prep Of Vegetable, Fruit, Nuts Or Other Parts Of Plants | 0.04 | |
| | | 10 | Cereals | 0.04 | |
| | | 36 | Explosives; Pyrotechnic Prod; Matches; Pyro Alloy; Etc | 0.03 | |
| | | 39 | Plastics And Articles Thereof | 0.03 | |
| | | 94 | Furniture; Bedding, Mattress, Matt Support, Cushion Etc | 0.02 | |
| | | 38 | Miscellaneous Chemical Products | 0.02 | |
| | | 27 | Mineral Fuels, Oils & Product Of Their Distillation; Etc | 0.01 | |
| | | 95 | Toys, Games & Sports Requisites; Parts & Access Thereof | 0.01 | |
| | | 97 | Works Of Art, Collectors' Pieces And Antiques | 0.00 | |
| | | 92 | Musical Instruments; Parts And Access Of Such Articles | 0.00 | |
| | 83 | Miscellaneous Articles Of Basee Metal | 0.00 | | |
| | | 4 digits | | | |
| | | 8426 | Derricks; Cranes; Mobile Lifting Frames... Trucks Fitted With A Crane | 1.37 | |
| | | 6306 | Tarpaulins, Etc; Tents; Sails; Camping Equipment | 0.32 | |
| | | 8705 | Special Purpose Motor Vehicles (Eg Crane, Fire-Fighting, Etc, Vehicles) | 0.24 | |
| | | 8425 | Pulley Tackle And Hoists; Winches And Capstans; Jacks | 0.22 | |
| | | 7310 | Tanks, Casks, Drums, Cans... (Excl. For Gas) Of Iron Or Steel, <300 L | 0.20 | |
| | | 8703 | Motor Cars And Other Motor Vehicles For The Transport Of Persons | 0.16 | |
| | | 7615 | Table, Kitchen, Household And Sanitary Articles... Of Aluminium | 0.16 | |
| | | 6301 | Blanketsand Travelling Rugs | 0.16 | |
| | | 8716 | Trailers And Semi-Trailers; Other Vehicles, Not Machanically Propelled | 0.14 | |
| | | 8429 | Self-Propelled Bulldozers, Angledozer, Graders, Levellers, Etc | 0.10 | |
| | | 8702 | Public-Transport Type Passenger Motor Vehicles | 0.10 | |
| | | 8471 | Automatic Data Processing Machines...; Magnetic Readers..., Nes | 0.09 | |
| | | 8504 | Electrical Transformers, Static Converters And Inductors | 0.08 | |
| | | 402 | Milk And Cream, Concentrated Or Sweetened | 0.07 | |
| | | 8704 | Motor Vehicles For The Transport Of Goods | 0.06 | |
| | | 6402 | Other Footwear With Outer Soles And Uppers Of Rubber Or Plastics | 0.05 | |
| | | 8502 | Electric Generating Sets And Rotary Converters | 0.05 | |
| | | 9007 | Cinematographic Cameras And Projectors | 0.04 | |
| | | 2009 | Fruit Juices (Incl. Grape Must) And Vegetable Juices, Unfermented | 0.04 | |
| | | 1005 | Maize(Corn) | 0.04 | |
| | | Uganda | 2 digits | | |
| | 10 | | Cereals | 4.19 | |
| | 31 | | Fertilisers | 1.84 | |
| | 84 | | Nuclear Reactors, Boilers, Mchy & Mech Appliance; Parts | 1.65 | |
| | 39 | | Plastics And Articles Thereof | 0.19 | |
| | 87 | | Vehicles O/T Railw/Tranw Rool-Stock, Pts & Accessories | 0.18 | |
| | 27 | | Mineral Fuels, Oils & Product Of Their Distillation; Etc | 0.18 | |
| | 85 | | Electrical Mchy Equip Parts Thereof; Sound Recorder Etc | 0.09 | |
| | 19 | | Prep Of Cereal, Flour, Starch/Milk; Pastrycooks' Prod | 0.01 | |
| | 90 | | Optical, Photo, Cine, Meas, Checking, Precision, Etc | 0.01 | |
| | 22 | | Beverages, Spirits And Vinegar | 0.01 | |
| | 08 | | Edible Fruit And Nuts; Peel Of Citrus Fruit Or Melons | 0.01 | |
| | 01 | | Live Animals | 0.00 | |
| | 83 | | Miscellaneous Articles Of Basee Metal | 0.00 | |
| | 04 | | Dairy Prod; Birds' Eggs; Natural Honey; Edible Prod Nes | 0.00 | |
| | 94 | | Furniture; Bedding, Mattress, Matt Support, Cushion Etc | 0.00 | |
| | 73 | | Articles Of Iron And Steel | 0.00 | |
| | 63 | Other Made Up Textile Articles; Sets; Worn Clothing Etc | 0.00 | | |
| | 30 | Pharmaceutical Products | 0.00 | | |
| | 49 | Printed Books, Newspapers, Pictures & Other Product Etc | 0.00 | | |
| | 82 | Tool, Implement, Cutlery, Spoon & Fork, Of Base Met Etc | 0.00 | | |

Table 8a: Intra-EAC Re-Exports of the major twenty products, 2011 (US\$, million)

| Partner states | Country of destination | Hs Level | Description of Goods | values | |
|----------------|--|---|--|--|------|
| Tanzania | Uganda | 4 digits | | | |
| | | 1001 | Wheat And Meslin | 4.19 | |
| | | 8429 | Self-Propelled Bulldozers, Angledozers, Graders, Levellers, Etc | 0.95 | |
| | | 8474 | Machinery For Sorting..., Agglomerating... Earth, Stone, Ores, Etc | 0.70 | |
| | | 3104 | Mineral Or Chemical Fertilizers, Potassic | 0.70 | |
| | | 3103 | Mineral Or Chemical Fertilizers, Phosphatic | 0.47 | |
| | | 3102 | Mineral Or Chemical Fertilizers, Nitrogenous | 0.39 | |
| | | 3105 | Mineral Or Chemical Fertilizers, Nes; Other Fertilizers; Goods =<10Kg | 0.28 | |
| | | 2710 | Petroleum Oils And Oils Obtained From Bituminous Minerals,Other Than Crude | 0.18 | |
| | | 3923 | Articles For Conveyance Or Packing Of Goods, Of Plastics | 0.17 | |
| | | 8704 | Motor Vehicles For The Transport Of Goods | 0.12 | |
| | | 8528 | Television Receivers (Incl. Video Monitors And Video Projectors) | 0.04 | |
| | | 8505 | Electro-Magnets; Permanent Magnets; Electro/Permanent Magnet Chucks... | 0.03 | |
| | | 8711 | Motocycles (Incl. Mopeds) And Cycles Fitted With An Auxiliary Motor | 0.03 | |
| | | 8541 | Diodes, Transistors, Etc; Photosensitive Devices; Light Emitting Diodes | 0.02 | |
| | | 8708 | Parts And Accessories Of The Motor Vehicles Of 87.01 To 87.05 | 0.02 | |
| | | 3919 | Self-Adhesive Plates, Foil, Tape, Strip... Of Plastics | 0.02 | |
| | | 8703 | Motor Cars And Other Motor Vehicles For The Transport Of Persons | 0.01 | |
| | | 1902 | Pasta, Such As Spaghetti, Macaroni, Noodles, Lasagne, Etc; Couscous | 0.01 | |
| | 9015 | Surveying, Hydrographic, Oceanographic... Instruments/Appliances, Nes | 0.01 | | |
| | 0808 | Apples, Pears And Quinces, Fresh | 0.01 | | |
| | Burundi | 2 digits | 31 | Fertilisers | 7.81 |
| | | | 11 | Prod Mill Indust; Malt; Starches; Insulin; Wheat Gluten | 0.12 |
| | | | 27 | Mineral Fuels, Oils & Product Of Their Distillation; Etc | 0.10 |
| | | | 84 | Nuclear Reactors, Boilers, Mchy & Mech Appliance; Parts | 0.08 |
| | | | 39 | Plastics And Articles Thereof | 0.05 |
| | | | 85 | Electrical Mchy Equip Parts Thereof; Sound Recorder Etc | 0.03 |
| | | | 38 | Miscellaneous Chemical Products | 0.02 |
| | | | 87 | Vehicles O/T Railw/Tranw Rool-Stock, Pts & Accessories | 0.01 |
| | | | 36 | Explosives; Pyrotechnic Prod; Matches; Pyro Alloy; Etc | 0.01 |
| | | | 69 | Ceramic Products | 0.00 |
| | | | 28 | Inorgn Chem; Compds Of Prec Met, Radioact Elements Etc | 0.00 |
| | | | 90 | Optical, Photo, Cine, Meas, Checking, Precision, Etc | 0.00 |
| | | | 96 | Miscellaneous Manufactured Articles | 0.00 |
| | | 64 | Footwear, Gaiters And The Like; Parts Of Such Articles | 0.00 | |
| | | 42 | Articles Of Leather; Saddlery/Harness; Travel Goods Etc | 0.00 | |
| | | 76 | Aluminium And Articles Thereof | 0.00 | |
| | | 70 | Glass And Glassware | 0.00 | |
| | | 52 | Cotton | 0.00 | |
| 82 | | Tool, Implement, Cutlery, Spoon & Fork, Of Base Met Etc | 0.00 | | |
| 17 | | Sugars And Sugar Confectionery | 0.00 | | |
| 4 digits | | 3102 | Mineral Or Chemical Fertilizers, Nitrogenous | 7.53 | |
| | | 3104 | Mineral Or Chemical Fertilizers, Potassic | 0.22 | |
| | | 1103 | Cereal Groats, Meal And Pellets | 0.12 | |
| | | 3105 | Mineral Or Chemical Fertilizers, Nes; Other Fertilizers; Goods =<10Kg | 0.05 | |
| | | 2710 | Petroleum Oils And Oils Obtained From Bituminous Minerals,Other Than Crude | 0.05 | |
| | | 2712 | Petroleum Jelly; Paraffin Wax... And Other Mineral Waxes, Etc | 0.05 | |
| | | 3901 | Polymers Of Ethylene, In Primary Forms | 0.05 | |
| | | 8419 | Non-Domestic Heating/Cooling Equipment, Nes; Non-Electric Water Heaters | 0.02 | |
| | | 8413 | Pumps For Liquids; Liquid Elevators | 0.02 | |
| | | 8502 | Electric Generating Sets And Rotary Converters | 0.02 | |
| | 3816 | Refractory Cements,Mortar, Concretes | 0.02 | | |
| | 8448 | Machinery Auxiliary To That Of 84.44, 84.45, 84.46, 84.47; Parts | 0.01 | | |
| | 3602 | Prepared Explosives | 0.01 | | |
| | 8714 | Parts And Accessories Of Vehicles Of 87.11 To 87.13 | 0.01 | | |
| | 8435 | Presses, Crushers, Etc, For Making Wine, Cider, Fruit Juices, Etc | 0.01 | | |
| | 8528 | Television Receivers (Incl. Video Monitors And Video Projectors) | 0.01 | | |
| | 8437 | Machines For Cleaning... Seed...; Milling... Machinery | 0.01 | | |
| 8501 | Electric Motors And Generators (Excl. Generating Sets) | 0.00 | | | |
| 8412 | Other Engines And Motors | 0.00 | | | |
| 6912 | Ceramic Tableware, Kitchenware Excl.Porcelain Or China | 0.00 | | | |

Table 8a: Intra-EAC Re-Exports of the major twenty products, 2011 (US\$, million)

| Partner states | Country of destination | Hs Level | Description of Goods | values | | |
|----------------|------------------------|-----------------|---|--|--|-------|
| Tanzania | Rwanda | 2 digits | | | | |
| | | 31 | Fertilisers | 21.07 | | |
| | | 10 | Cereals | 8.38 | | |
| | | 87 | Vehicles O/T Railw/Tranw Rool-Stock, Pts & Accessories | 1.13 | | |
| | | 84 | Nuclear Reactors, Boilers, Mchy & Mech Appliance; Parts | 0.83 | | |
| | | 36 | Explosives; Pyrotechnic Prod; Matches; Pyro Alloy; Etc | 0.46 | | |
| | | 69 | Ceramic Products | 0.41 | | |
| | | 85 | Electrical Mchy Equip Parts Thereof; Sound Recorder Etc | 0.38 | | |
| | | 72 | Iron And Steel | 0.14 | | |
| | | 27 | Mineral Fuels, Oils & Product Of Their Distillation; Etc | 0.12 | | |
| | | 17 | Sugars And Sugar Confectionery | 0.07 | | |
| | | 70 | Glass And Glassware | 0.04 | | |
| | | 53 | Other Vegetable Textile Fibres; Paper Yarn & Woven Fab | 0.04 | | |
| | | 37 | Photographic Or Cinematographic Goods | 0.04 | | |
| | | 73 | Articles Of Iron And Steel | 0.03 | | |
| | | 48 | Paper & Paperboard; Art Of Paper Pulp, Paper/Paperboard | 0.03 | | |
| | | 22 | Beverages, Spirits And Vinegar | 0.02 | | |
| | | 39 | Plastics And Articles Thereof | 0.02 | | |
| | | 20 | Prep Of Vegetable, Fruit, Nuts Or Other Parts Of Plants | 0.02 | | |
| | | 21 | Miscellaneous Edible Preparations | 0.02 | | |
| | | 33 | Essential Oils & Resinoids; Perf, Cosmetic/Toilet Prep | 0.01 | | |
| | | | | 4 digits | | |
| | | | | 3105 | Mineral Or Chemical Fertilizers, Nes; Other Fertilizers; Goods =<10Kg | 16.69 |
| | | | | 1001 | Wheat And Meslin | 8.38 |
| | | | | 3102 | Mineral Or Chemical Fertilizers, Nitrogenous | 4.38 |
| | | | | 8704 | Motor Vehicles For The Transport Of Goods | 1.05 |
| | | | | 3602 | Prepared Explosives | 0.46 |
| | | | | 8429 | Self-Propelled Bulldozers, Angledozer, Graders, Levellers, Etc | 0.37 |
| | | | | 8474 | Machinery For Sorting..., Agglomerating... Earth, Stone, Ores, Etc | 0.35 |
| | | | | 6904 | Ceramic Building Bricks, Flooring Blocks, Support Or Filler Tiles, Etc | 0.31 |
| | | | | 8517 | Electrical Apparatus For Line Telephony Or Line Telegraphy | 0.16 |
| | | | | 8506 | Primary Cells And Primary Batteries | 0.13 |
| | | | | 2714 | Bitumen And Asphalt, Natural; Bituminous Or Oil Shale...; Asphaltites... | 0.11 |
| | | 6907 | Unglazed Ceramic Flags, Paving, Hearth Or Wall Tiles; Mozaic Cubes, Etc | 0.10 | | |
| | | 7204 | Ferrous Waste And Scrap; Remelting Scrap Ingots Of Iron Or Steel | 0.07 | | |
| | | 7214 | Iron/Steel Bars And Rods, Forged, Etc (Incl. Twisted), Uncoiled | 0.07 | | |
| | | 8716 | Trailers And Semi-Trailers; Other Vehicles, Not Machanically Propelled | 0.07 | | |
| | | 8431 | Parts Suitable For Use With The Machinery Of 84.25 To 84.30 | 0.04 | | |
| | | 5308 | Yarn Of Other Vegetable Textile Fibres; Paper Yarn | 0.04 | | |
| | | 1704 | Sugar Confectionery (Incl. White Chocolate), Not Containing Cocoa | 0.04 | | |
| | | 7004 | Drawn/Blown Glass, In Sheets, Not Otherwise Worked | 0.04 | | |
| | | 8540 | Thermionic, Cold Cathode Or Photocathode Valves And Tubes | 0.04 | | |
| Burundi | Kenya | 2 digits | | | | |
| | | 79 | Zinc And Articles Thereof | 0.0 | | |
| | | 72 | Iron And Steel | 0.1 | | |
| | | 76 | Aluminium And Articles Thereof | 0.0 | | |
| | | 84 | Nuclear Reactors, Boiliers, Mchy & Mech Appliance; Parts | 0.0 | | |
| | | 90 | Optical, Photo, Cine, Meas, Checking, Precision, Etc | 0.0 | | |
| | | | | 4 digits | | |
| | | | | 7204 | Ferrous Waste And Scrap; Remelting Scrap Ingots Of Iron Or Steel | 0.09 |
| | | | | 7602 | Aluminium Waste And Scrap | 0.00 |
| | | | | 7902 | Zinc Waste And Scrap | 0.00 |
| | | | | 8472 | Other Office Machines (Incl. Hectograph... Duplicating Machines...) | 0.00 |
| | | | 8479 | Machines And Mechanical Appliances, Having Individual Functions, Nes | 0.00 | |
| | | | 9031 | Measuring Or Checking Instruments, Appliances And Machines, Nes | 0.00 | |
| | | Tanzania | 2 digits | | | |
| | | | 72 | Iron And Steel | 0.99 | |
| | | | 85 | Electrical Mchy Equip Parts Thereof; Sound Recorder Etc | 0.00 | |
| | | | 79 | Zinc And Articles Thereof | 0.01 | |
| | | | 87 | Vehicles O/T Railw/Tramw Roll-Stock, Pts & Accessories | 0.00 | |
| | | | 84 | Nuclear Reactors, Boiliers, Mchy & Mech Appliance; Parts | 0.00 | |
| | | | 4 digits | | | |
| | | | 7204 | Ferrous Waste And Scrap; Remelting Scrap Ingots Of Iron Or Steel | 0.99 | |
| | | 8430 | Earth Moving... Machinery, Nes; Pile-Drvers/Extractors; Snow-Ploughs | 0.00 | | |
| | | 8431 | Parts Suitable For Use With The Machinery Of 84.25 To 84.30 | 0.00 | | |
| | | 8504 | Electrical Transformers, Static Converters And Inductors | 0.00 | | |
| | Uganda | 2 digits | | | | |
| | | 72 | Iron And Steel | 0.91 | | |
| | | 84 | Nuclear Reactors, Boiliers, Mchy & Mech Appliance; Parts | 0.00 | | |
| | | 85 | Electrical Mchy Equip Parts Thereof; Sound Recorder Etc | 0.00 | | |
| | | 79 | Zinc And Articles Thereof | 0.00 | | |
| | | 31 | Fertilisers | 0.00 | | |
| | | 70 | Glass And Glassware | 0.00 | | |
| | | | 4 digits | | | |
| | | | 7204 | Ferrous Waste And Scrap; Remelting Scrap Ingots Of Iron Or Steel | 0.91 | |
| | | 7002 | Glass In Balls, Rods Or Tubes, Unworked | 0.00 | | |
| | | 8478 | Machinery For Preparing Or Making Up Tobacco, Nes | 0.00 | | |
| | | 8504 | Electrical Transformers, Static Converters And Inductors | 0.00 | | |
| | | 3105 | Mineral Or Chemical Fertilizers, Nes; Other Fertilizers; Goods =<10Kg | 0.00 | | |
| | | 7210 | Rolled Iron Or Non-Alloy Steel, >=600Mm Wide, Clad, Plated Or Coated | 0.00 | | |
| | | 7010 | Carboys, Bottles, Flasks... Ampoules, Etc; Stoppers, Lids..., Of Glass | 0.00 | | |

Source: Partner States' Revenue Authorities

Table 8b: Intra-EAC Re-Exports of the major twenty products, 2012 (US\$, million)

| Partner states | Country of destination | Hs Level | Description of Goods | values | |
|----------------|------------------------|-----------------|---|---|-------|
| Uganda | Kenya | 2 digits | | | |
| | | 70 | Glass and glassware. | 11.83 | |
| | | 39 | Plastics and articles thereof. | 7.35 | |
| | | 87 | Vehicles other than railway or tramway rolling-stock, and parts and accessories thereof. | 5.19 | |
| | | 90 | Optical, photographic, cinematographic, measuring, checking, precision, medical or surgical instruments | 5.18 | |
| | | 84 | Nuclear reactors, boilers, machinery and mechanical appliances; parts thereof. | 4.72 | |
| | | 85 | Electrical machinery and equipment and parts thereof; sound recorders and reproducers | 2.88 | |
| | | 63 | Other made up textile articles; sets; worn clothing and worn textile articles; rags. | 0.64 | |
| | | 21 | Miscellaneous edible preparations. | 0.16 | |
| | | 38 | Miscellaneous chemical products. | 0.16 | |
| | | 36 | Explosives; pyrotechnic products; matches; pyrophoric alloys; certain combustible preparations. | 0.16 | |
| | | 33 | Essential oils and resinoids; perfumery, cosmetic or toilet preparations. | 0.15 | |
| | | 30 | Pharmaceutical products. | 0.15 | |
| | | 22 | Beverages, spirits and vinegar. | 0.14 | |
| | | 76 | Aluminium and articles thereof. | 0.14 | |
| | | 83 | Miscellaneous articles of base metal. | 0.11 | |
| | | 15 | Animal or vegetable fats and oils and their cleavage products; prepared edible fats | 0.11 | |
| | | 79 | Zinc and articles thereof. | 0.08 | |
| | | 72 | Iron and steel. | 0.08 | |
| | | 82 | Tools, implements, cutlery, spoons and forks, of base metal; parts thereof of base metal. | 0.07 | |
| | | 94 | Furniture; bedding, mattresses, mattress supports, cushions and similar stuffed furnishings | 0.07 | |
| | | | 4 digits | | |
| | | | 7010 | Carboys, bottles, flasks... Ampoules, etc; stoppers, lids..., of glass | 11.82 |
| | | | 3923 | Articles for conveyance or packing of goods, of plastics | 7.11 |
| | | | 9015 | Surveying, hydrographic, oceanographic... Instruments/appliances, nes | 5.17 |
| | | | 8431 | Parts suitable for use with the machinery of 84.25 to 84.30 | 1.72 |
| | | | 8705 | Special purpose motor vehicles (eg crane, fire-fighting, etc, vehicles) | 1.67 |
| | | | 8704 | Motor vehicles for the transport of goods | 1.38 |
| | | | 8703 | Motor cars and other motor vehicles for the transport of persons | 1.13 |
| | | 8504 | Electrical transformers, static converters and inductors | 1.02 | |
| | | 8471 | Automatic data processing machines...; magnetic readers..., nes | 0.76 | |
| | | 8430 | Earth moving... Machinery, nes; pile-drivers/extractors; snow-ploughs | 0.71 | |
| | | 8503 | Parts suitable for use solely with machines of heading 8501 or 8502 | 0.60 | |
| | | 8701 | Tractors (excl. Tractors of 87.09) | 0.41 | |
| | | 8517 | Electrical apparatus for line telephony or line telegraphy | 0.34 | |
| | | 6302 | Bed linen, table linen, toilet linen and kitchen linen | 0.34 | |
| | | 8702 | Public-transport type passenger motor vehicles | 0.30 | |
| | | 8429 | Self-propelled bulldozers, angledozers, graders, levellers, etc | 0.30 | |
| | | 8525 | Radio-communication/television transmission apparatus; tv cameras | 0.29 | |
| | | 6309 | Worn clothing | 0.27 | |
| | | 8408 | Compression-ignition internal combustion piston engines (diesel...) | 0.23 | |
| | | 8474 | Machinery for sorting..., agglomerating... Earth, stone, ores, etc | 0.23 | |
| | | Tanzania | 2 digits | | |
| | | | 87 | Vehicles other than railway or tramway rolling-stock, and parts and accessories thereof. | 4.65 |
| | | | 84 | Nuclear reactors, boilers, machinery and mechanical appliances; parts thereof. | 4.10 |
| | | | 85 | Electrical machinery and equipment and parts thereof; sound recorders and reproducers | 3.08 |
| | | | 90 | Optical, photographic, cinematographic, measuring, checking, precision, medical or surgical instruments | 1.57 |
| | | 73 | Articles of iron or steel. | 0.83 | |
| | | 30 | Pharmaceutical products. | 0.52 | |
| | | 17 | Sugars and sugar confectionery. | 0.27 | |
| | | 63 | Other made up textile articles; sets; worn clothing and worn textile articles; rags. | 0.25 | |
| | | 33 | Essential oils and resinoids; perfumery, cosmetic or toilet preparations. | 0.25 | |
| | | 21 | Miscellaneous edible preparations. | 0.23 | |
| | | 12 | Oil seeds and oleaginous fruits; miscellaneous grains, seeds and fruit; industrial or medicinal plants | 0.16 | |
| | | 64 | Footwear, gaiters and the like; parts of such articles. | 0.13 | |
| | | 38 | Miscellaneous chemical products. | 0.12 | |
| | | 40 | Rubber and articles thereof. | 0.11 | |
| | | 89 | Ships, boats and floating structures. | 0.10 | |
| | | 28 | Inorganic chemicals; organic or inorganic compounds of precious metals, of rare-earth metals | 0.06 | |
| | | 39 | Plastics and articles thereof. | 0.05 | |
| | | 61 | Articles of apparel and clothing accessories, knitted or crocheted. | 0.04 | |
| | | 82 | Tools, implements, cutlery, spoons and forks, of base metal; parts thereof of base metal. | 0.04 | |
| | | 25 | Salt; sulphur; earths and stone; plastering materials, lime and cement. | 0.04 | |

Table 8b: Intra-EAC Re-Exports of the major twenty products, 2012 (US\$, million)

| Partner states | Country of destination | Hs Level | Description of Goods | values | |
|-----------------|---|---|--|---|-------|
| Uganda | Tanzania | 4 digits | | | |
| | | 8517 | Electrical apparatus for line telephony or line telegraphy | 2.22 | |
| | | 8704 | Motor vehicles for the transport of goods | 2.09 | |
| | | 8474 | Machinery for sorting..., agglomerating... Earth, stone, ores, etc | 1.74 | |
| | | 8703 | Motor cars and other motor vehicles for the transport of persons | 1.73 | |
| | | 9015 | Surveying, hydrographic, oceanographic... Instruments/appliances, nes | 1.48 | |
| | | 8431 | Parts suitable for use with the machinery of 84.25 to 84.30 | 0.80 | |
| | | 8429 | Self-propelled bulldozers, angledozers, graders, levellers, etc | 0.70 | |
| | | 8702 | Public-transport type passenger motor vehicles | 0.56 | |
| | | 3004 | Medicaments of mixed or unmixed products, for retail sale | 0.45 | |
| | | 7311 | Containers for compressed or liquified gas, of iron or steel | 0.43 | |
| | | 7307 | Tube or pipe fittings of iron or steel | 0.36 | |
| | | 1701 | Cane or beet sugar and chemically pure sucrose, in solid form | 0.27 | |
| | | 8428 | Other lifting, handling, loading or unloading machinery | 0.23 | |
| | | 2106 | Food preparations not elsewhere specified or included | 0.23 | |
| | | 8701 | Tractors (excl. Tractors of 87.09) | 0.19 | |
| | | 8525 | Radio-communication/television transmission apparatus; tv cameras | 0.18 | |
| | | 1208 | Flours and meals of oil seeds or oleaginous fruits (excl. Mustard) | 0.16 | |
| | | 8544 | Insulated wire, cable, etc; optical fibre cables | 0.15 | |
| | 6309 | Worn clothing | 0.14 | | |
| | 3304 | Beauty, make-up, skin-care (incl. Suntan), manicure... Preparations | 0.12 | | |
| | Rwanda | 2 digits | 17 | Sugars and sugar confectionery. | 15.64 |
| | | | 72 | Iron and steel. | 3.01 |
| | | | 10 | Cereals. | 2.67 |
| | | | 87 | Vehicles other than railway or tramway rolling-stock, and parts and accessories thereof. | 2.28 |
| | | | 15 | Animal or vegetable fats and oils and their cleavage products; prepared edible fats | 1.84 |
| | | | 34 | Soap, organic surface-active agents, washing preparations, lubricating preparations, artificial waxes | 1.48 |
| | | | 84 | Nuclear reactors, boilers, machinery and mechanical appliances; parts thereof. | 1.22 |
| | | | 25 | Salt; sulphur; earths and stone; plastering materials, lime and cement. | 1.15 |
| | | | 27 | Mineral fuels, mineral oils and products of their distillation; bituminous substances; mineral waxes. | 1.03 |
| | | | 36 | Explosives; pyrotechnic products; matches; pyrophoric alloys; certain combustible preparations. | 0.94 |
| | | | 85 | Electrical machinery and equipment and parts thereof; sound recorders and reproducers | 0.66 |
| | | | 20 | Preparations of vegetables, fruit, nuts or other parts of plants. | 0.49 |
| 19 | | | Preparations of cereals, flour, starch or milk; pastrycooks' products. | 0.48 | |
| 11 | | Products of the milling industry; malt; starches; inulin; wheat gluten. | 0.39 | | |
| 40 | | Rubber and articles thereof. | 0.38 | | |
| 48 | | Paper and paperboard; articles of paper pulp, of paper or of paperboard. | 0.33 | | |
| 21 | | Miscellaneous edible preparations. | 0.33 | | |
| 22 | | Beverages, spirits and vinegar. | 0.32 | | |
| 39 | | Plastics and articles thereof. | 0.31 | | |
| 76 | | Aluminium and articles thereof. | 0.29 | | |
| 4 digits | | 1701 | Cane or beet sugar and chemically pure sucrose, in solid form | 15.48 | |
| | | 1006 | Rice | 2.33 | |
| | | 7210 | Rolled iron or non-alloy steel, >=600mm wide, clad, plated or coated | 2.28 | |
| | | 2501 | Salt/pure sodium chloride whether or not cont ant-caking agents; seawater | 1.14 | |
| | | 3402 | Non-soap surface-active agents; washing preparations in powder, liquid etc | 1.09 | |
| | | 8703 | Motor cars and other motor vehicles for the transport of persons | 1.03 | |
| | | 1511 | PalM oil and its fractions wheather or not refined not chemically modified | 1.00 | |
| | 8704 | Motor vehicles for the transport of goods | 0.97 | | |
| | 3602 | Prepared explosives | 0.80 | | |
| | 1517 | Margarine; edible preparations of animal or vegetable fats or oils, nes | 0.79 | | |
| | 2710 | Petroleum oils and oils obtained from bituminous minerals, other than crude | 0.78 | | |
| | 2002 | Tomatoes prepared or preserved otherwise than by vinegar or acetic acid | 0.49 | | |
| | 1905 | Bread, pastry, cakes, etc; communion wafers, rice paper, etc | 0.48 | | |
| | 7214 | Iron/steel bars and rods, forged, etc (incl. Twisted), uncoiled | 0.38 | | |
| 4011 | New pneumatic tyres, of rubber | 0.35 | | | |
| 8471 | Automatic data processing machines...; magnetic readers..., nes | 0.35 | | | |
| 1001 | Wheat and meslin | 0.33 | | | |
| 5512 | Woven fabrics of >=85% synthetic staple fibres | 0.25 | | | |
| 7208 | Hot-rolled iron or non-alloy steel, >=600mm wide | 0.24 | | | |
| 7606 | Aluminium plates, sheets and strip, >0.2mm thick | 0.24 | | | |

Table 8b: Intra-EAC Re-Exports of the major twenty products, 2012 (US\$, million)

| Partner states | Country of destination | Hs Level | Description of Goods | values | | |
|----------------|--|-----------------|---|-----------------|---|------|
| Uganda | Burundi | 2 digits | | | | |
| | | 10 | Cereals. | 5.02 | | |
| | | 55 | Man-made staple fibres. | 0.83 | | |
| | | 33 | Essential oils and resinoids; perfumery, cosmetic or toilet preparations. | 0.70 | | |
| | | 52 | Cotton. | 0.59 | | |
| | | 87 | Vehicles other than railway or tramway rolling-stock, and parts and accessories thereof. | 0.55 | | |
| | | 72 | Iron and steel. | 0.54 | | |
| | | 15 | Animal or vegetable fats and oils and their cleavage products; prepared edible fats | 0.53 | | |
| | | 84 | Nuclear reactors, boilers, machinery and mechanical appliances; parts thereof. | 0.49 | | |
| | | 22 | Beverages, spirits and vinegar. | 0.43 | | |
| | | 39 | Plastics and articles thereof. | 0.18 | | |
| | | 27 | Mineral fuels, mineral oils and products of their distillation; bituminous substances; mineral waxes. | 0.18 | | |
| | | 30 | Pharmaceutical products. | 0.16 | | |
| | | 34 | Soap, organic surface-active agents, washing preparations, lubricating preparations | 0.15 | | |
| | | 85 | Electrical machinery and equipment and parts thereof; sound recorders and reproducers | 0.15 | | |
| | | 29 | Organic chemicals. | 0.14 | | |
| | | 21 | Miscellaneous edible preparations. | 0.14 | | |
| | | 76 | Aluminium and articles thereof. | 0.12 | | |
| | | 54 | Man-made filaments. | 0.12 | | |
| | | 36 | Explosives; pyrotechnic products; matches; pyrophoric alloys; certain combustible preparations. | 0.12 | | |
| | | 63 | Other made up textile articles; sets; worn clothing and worn textile articles; rags. | 0.12 | | |
| | | | | 4 digits | | |
| | | | | 1006 | Rice | 4.99 |
| | | | | 5512 | Woven fabrics of >=85% synthetic staple fibres | 0.66 |
| | | | | 3306 | Preparations for oral or dental hygiene (incl. Denture fixative) | 0.62 |
| | | | | 5208 | Woven fabrics of cotton, with >=85% cotton, but <200g/m2 | 0.56 |
| | | | | 1517 | Margarine; edible preparations of animal or vegetable fats or oils, nes | 0.36 |
| | | | | 8704 | Motor vehicles for the transport of goods | 0.29 |
| | | | | 7210 | Rolled iron or non-alloy steel, >=600mm wide, clad, plated or coated | 0.26 |
| | | | | 7214 | Iron/steel bars and rods, forged, etc (incl. Twisted), uncoiled | 0.22 |
| | | | | 2207 | Ethyl alcohol, undenatured of >=80% alcohol, denatured spirits | 0.19 |
| | | | | 2712 | Petroleum jelly; paraffin wax... And other mineral waxes, etc | 0.18 |
| | | | | 8471 | Automatic data processing machines...; magnetic readers..., nes | 0.17 |
| | | 1511 | Palm oil and its fractions wheather or not refined not chemically modified | 0.16 | | |
| | | 3004 | Medicaments of mixed or unmixed products, for retail sale | 0.16 | | |
| | | 8703 | Motor cars and other motor vehicles for the transport of persons | 0.14 | | |
| | | 3901 | Polymers of ethylene, in primary forms | 0.13 | | |
| | | 7604 | Aluminium bars, rods and profiles | 0.12 | | |
| | | 5407 | Woven fabrics of synthetic filament yarn | 0.12 | | |
| | | 3605 | Matches, other than pyrotechnic articles of heading no 3604 | 0.12 | | |
| | | 8437 | Machines for cleaning... Seed...; milling... Machinery | 0.11 | | |
| | | 2106 | Food preparations not elsewhere specified or included | 0.10 | | |
| Kenya | Uganda | 2 digits | | | | |
| | | 27 | Mineral fuels, mineral oils and products of their | 48.00 | | |
| | | 84 | Nuclear reactors, boilers, machinery and mechanica | 9.75 | | |
| | | 87 | Vehicles other than railway or tramway rolling-sto | 9.47 | | |
| | | 31 | Fertilisers. | 9.40 | | |
| | | 30 | Pharmaceutical products. | 5.33 | | |
| | | 39 | Plastics and articles thereof. | 4.31 | | |
| | | 28 | Inorganic chemicals; organic or inorganic compound | 4.07 | | |
| | | 85 | Electrical machinery and equipment and parts there | 3.99 | | |
| | | 38 | Miscellaneous chemical products. | 3.97 | | |
| | | 15 | Animal or vegetable fats and oils and their cleava | 2.62 | | |
| | | 10 | Cereals. | 1.89 | | |
| | | 19 | Preparations of cereals, flour, starch or milk; pa | 1.82 | | |
| | | 07 | Edible vegetables and certain roots and tubers. | 1.77 | | |
| | | 29 | Organic chemicals. | 1.57 | | |
| | | 21 | Miscellaneous edible preparations. | 1.28 | | |
| | | 34 | Soap, organic surface-active agents, washing prepa | 1.17 | | |
| 64 | Footwear, gaiters and the like; parts of such arti | 1.12 | | | | |
| 36 | Explosives; pyrotechnic products; matches; pyropho | 0.92 | | | | |
| 33 | Essential oils and resinoids; perfumery, cosmetic | 0.85 | | | | |
| 20 | Preparations of vegetables, fruit, nuts or other p | 0.62 | | | | |

Table 8b: Intra-EAC Re-Exports of the major twenty products, 2012 (US\$, million)

| Partner states | Country of destination | Hs Level | Description of Goods | values | |
|---|---|---|---|---|-------|
| Kenya | Uganda | 4 digits | 2710 Petroleum oils and oils obtained from bituminous m | 44.04 | |
| | | | 3004 Medicaments of mixed or unmixed products, for reta | 4.93 | |
| | | | 2711 Petroleum gases and other gaseous hydrocarbons | 3.83 | |
| | | | 8471 Automatic data processing machines...; magnetic re | 3.70 | |
| | | | 3102 Mineral or chemical fertilizers, nitrogenous | 3.66 | |
| | | | 8703 Motor cars and other motor vehicles for the transp | 3.60 | |
| | | | 8701 Tractors (excl. Tractors of 87.09) | 3.49 | |
| | | | 3105 Mineral or chemical fertilizers, nes; other fertil | 3.40 | |
| | | | 3907 Polyethers and epoxide resins; polyesters, in prim | 3.17 | |
| | | | 3808 Insecticides, rodenticides... And similar products | 3.11 | |
| | | | 1511 Palm oil and its fractions wheather or not refined | 2.53 | |
| | | | 2834 Nitrites; nitrates | 2.03 | |
| | | | 713 Dried leguminous vegetables, shelled | 1.77 | |
| | | | 1901 Malt extract; food preparations of flour, etc , ne | 1.75 | |
| | | | 8704 Motor vehicles for the transport of goods | 1.58 | |
| | | | 3103 Mineral or chemical fertilizers, phosphatic | 1.56 | |
| | | | 1005 Maize(corn) | 1.54 | |
| | | | 2106 Food preparations not elsewhere specified or inclu | 1.24 | |
| | 8517 Electrical apparatus for line telephony or line te | 1.04 | | | |
| | 8418 Refrigerators, freezers, etc; heat pumps (excl. Ai | 1.01 | | | |
| | Tanzania | 2 digits | 2 digits | 30 Pharmaceutical products. | 23.56 |
| | | | | 84 Nuclear reactors, boilers, machinery and mechanica | 14.07 |
| | | | | 27 Mineral fuels, mineral oils and products of their | 8.79 |
| | | | | 38 Miscellaneous chemical products. | 4.56 |
| | | | | 87 Vehicles other than railway or tramway rolling-sto | 4.27 |
| | | | | 85 Electrical machinery and equipment and parts there | 2.86 |
| | | | | 31 Fertilisers. | 1.97 |
| | | | | 28 Inorganic chemicals; organic or inorganic compound | 1.60 |
| | | | | 39 Plastics and articles thereof. | 1.33 |
| | | | | 73 Articles of iron or steel. | 0.85 |
| | | | | 29 Organic chemicals. | 0.78 |
| | | | | 76 Aluminium and articles thereof. | 0.50 |
| | | | | 33 Essential oils and resinoids; perfumery, cosmetic | 0.47 |
| | | | | 90 Optical, photographic, cinematographic, measuring, | 0.46 |
| | | | | 32 Tanning or dyeing extracts; tannins and their deri | 0.37 |
| | | 19 Preparations of cereals, flour, starch or milk; pa | 0.37 | | |
| | | 36 Explosives; pyrotechnic products; matches; pyropho | 0.34 | | |
| | | 40 Rubber and articles thereof. | 0.27 | | |
| | | 34 Soap, organic surface-active agents, washing prepa | 0.22 | | |
| 35 Albuminoidal substances; modified starches; glues; | | 0.22 | | | |
| 4 digits | | 4 digits | 4 digits | 3004 Medicaments of mixed or unmixed products, for reta | 23.53 |
| | | | | 2710 Petroleum oils and oils obtained from bituminous m | 8.54 |
| | | | | 8443 Printing machinery; machines for uses ancillary to | 4.00 |
| | | | | 3808 Insecticides, rodenticides... And similar products | 3.92 |
| | | | | 8431 Parts suitable for use with the machinery of 84.25 | 3.30 |
| | | | | 3102 Mineral or chemical fertilizers, nitrogenous | 1.63 |
| | | | | 8418 Refrigerators, freezers, etc; heat pumps (excl. Ai | 1.53 |
| | | | | 8471 Automatic data processing machines...; magnetic re | 1.29 |
| | | | | 8429 Self-propelled bulldozers, angledozers, graders, l | 1.23 |
| | | | | 8716 Trailers and semi-trailers; other vehicles, not ma | 1.14 |
| | 8703 Motor cars and other motor vehicles for the transp | | | 1.14 | |
| | 8701 Tractors (excl. Tractors of 87.09) | | | 0.94 | |
| | 8517 Electrical apparatus for line telephony or line te | | | 0.81 | |
| | 8704 Motor vehicles for the transport of goods | | | 0.76 | |
| | 3907 Polyethers and epoxide resins; polyesters, in prim | | | 0.59 | |
| 7304 Tubes, pipes and hollow profiles, seamless, of iro | 0.55 | | | | |
| 2833 Sulphates; alums; peroxosulphates (persulphates) | 0.52 | | | | |
| 8413 Pumps for liquids; liquid elevators | 0.48 | | | | |
| 7605 Aluminium wire | 0.48 | | | | |
| 3306 Preparations for oral or dental hygiene (incl. Den | 0.41 | | | | |

Table 8b: Intra-EAC Re-Exports of the major twenty products, 2012 (US\$, million)

| Partner states | Country of destination | Hs Level | Description of Goods | values | | |
|----------------|------------------------|-----------------|--|--|--|------|
| Kenya | Rwanda | 2 digits | | | | |
| | | 31 | Fertilisers. | 5.75 | | |
| | | 27 | Mineral fuels, mineral oils and products of their | 5.43 | | |
| | | 30 | Pharmaceutical products. | 4.42 | | |
| | | 84 | Nuclear reactors, boilers, machinery and mechanica | 2.92 | | |
| | | 85 | Electrical machinery and equipment and parts there | 1.76 | | |
| | | 90 | Optical, photographic, cinematographic, measuring, | 0.94 | | |
| | | 28 | Inorganic chemicals; organic or inorganic compound | 0.64 | | |
| | | 15 | Animal or vegetable fats and oils and their cleava | 0.54 | | |
| | | 70 | Glass and glassware. | 0.50 | | |
| | | 40 | Rubber and articles thereof. | 0.44 | | |
| | | 36 | Explosives; pyrotechnic products; matches; pyropho | 0.33 | | |
| | | 39 | Plastics and articles thereof. | 0.31 | | |
| | | 22 | Beverages, spirits and vinegar. | 0.28 | | |
| | | 33 | Essential oils and resinoids; perfumery, cosmetic | 0.23 | | |
| | | 94 | Furniture; bedding, mattresses, mattress supports, | 0.21 | | |
| | | 34 | Soap, organic surface-active agents, washing prepa | 0.20 | | |
| | | 19 | Preparations of cereals, flour, starch or milk; pa | 0.16 | | |
| | | 87 | Vehicles other than railway or tramway rolling-sto | 0.15 | | |
| | | 48 | Paper and paperboard; articles of paper pulp, of p | 0.14 | | |
| | | 25 | Salt; sulphur; earths and stone; plastering materi | 0.11 | | |
| | | | | 4 digits | | |
| | | | | 3105 | Mineral or chemical fertilizers, nes; other ferti | 5.75 |
| | | | | 2710 | Petroleum oils and oils obtained from bituminous m | 4.99 |
| | | | | 3004 | Medicaments of mixed or unmixed products, for reta | 4.20 |
| | | | 8471 | Automatic data processing machines...; magnetic re | 0.98 | |
| | | | 8429 | Self-propelled bulldozers, angledozers, graders, l | 0.81 | |
| | | | 9018 | Instruments and appliances used in medical, surgic | 0.66 | |
| | | | 2815 | Hydroxides and peroxides of sodium or potassium | 0.60 | |
| | | | 1511 | Palm oil and its fractions wheather or not refined | 0.53 | |
| | | | 8517 | Electrical apparatus for line telephony or line te | 0.51 | |
| | | | 7005 | Float glass and surface ground or polished glass, | 0.47 | |
| | | | 2711 | Petroleum gases and other gaseous hydrocarbons | 0.43 | |
| | | | 4011 | New pneumatic tyres, of rubber | 0.34 | |
| | | | 3602 | Prepared explosives | 0.29 | |
| | | | 8502 | Electric generating sets and rotary converters | 0.23 | |
| | | | 8413 | Pumps for liquids; liquid elevators | 0.22 | |
| | | | 3005 | Wadding, gauze, etc with pharmaceutical substances | 0.21 | |
| | | | 8523 | Prepared unrecorded media for sound or similar rec | 0.21 | |
| | | | 9004 | Spectacles, goggles and the like, corrective, prot | 0.19 | |
| | | | 3306 | Preparations for oral or dental hygiene (incl. Den | 0.19 | |
| | | | 8501 | Electric motors and generators (excl. Generating s | 0.17 | |
| | | Burundi | 2 digits | | | |
| | | | 30 | Pharmaceutical products. | 1.44 | |
| | | | 22 | Beverages, spirits and vinegar. | 0.45 | |
| | | | 19 | Preparations of cereals, flour, starch or milk; pa | 0.24 | |
| | | | 27 | Mineral fuels, mineral oils and products of their | 0.22 | |
| | 84 | | Nuclear reactors, boilers, machinery and mechanica | 0.18 | | |
| | 85 | | Electrical machinery and equipment and parts there | 0.15 | | |
| | 28 | | Inorganic chemicals; organic or inorganic compound | 0.07 | | |
| | 15 | | Animal or vegetable fats and oils and their cleava | 0.05 | | |
| | 33 | | Essential oils and resinoids; perfumery, cosmetic | 0.03 | | |
| | 11 | | Products of the milling industry; malt; starches; | 0.03 | | |
| | 73 | | Articles of iron or steel. | 0.01 | | |
| | 34 | | Soap, organic surface-active agents, washing prepa | 0.01 | | |
| | 72 | | Iron and steel. | 0.01 | | |
| | 10 | | Cereals. | 0.01 | | |
| | 90 | | Optical, photographic, cinematographic, measuring, | 0.01 | | |
| | 38 | | Miscellaneous chemical products. | 0.00 | | |
| | 76 | | Aluminium and articles thereof. | 0.00 | | |
| | 94 | | Furniture; bedding, mattresses, mattress supports, | 0.00 | | |
| | 39 | | Plastics and articles thereof. | 0.00 | | |
| | 96 | | Miscellaneous manufactured articles. | 0.00 | | |

Table 8b: Intra-EAC Re-Exports of the major twenty products, 2012 (US\$, million)

| Partner states | Country of destination | Hs Level | Description of Goods | values | |
|----------------|--|----------|--|---|------|
| Kenya | Burundi | 4 digits | 3004 | Medicaments of mixed or unmixed products, for reta | 1.44 |
| | | | 2204 | Wine of fresh grapes, (incl. Fortified wines); oth | 0.36 |
| | | | 1901 | Malt extract; food preparations of flour, etc , ne | 0.24 |
| | | | 2711 | Petroleum gases and other gaseous hydrocarbons | 0.16 |
| | | | 8436 | Other agricultural... Forestry machinery; poultry | 0.08 |
| | | | 2815 | Hydroxides and peroxides of sodium or potassium | 0.07 |
| | | | 2710 | Petroleum oils and oils obtained from bituminous m | 0.06 |
| | | | 8502 | Electric generating sets and rotary converters | 0.06 |
| | | | 1511 | Palm oil and its fractions wheather or not refined | 0.05 |
| | | | 2208 | Undenatured ethyl alcohol of an alcoholic strength | 0.05 |
| | | | 2205 | Vermouth and other wine of fresh grapes, flavoured | 0.04 |
| | | | 8413 | Pumps for liquids; liquid elevators | 0.03 |
| | | | 8507 | Electric accumulators (incl. Separators therefor) | 0.03 |
| | | | 3306 | Preparations for oral or dental hygiene (incl. Den | 0.03 |
| | | | 1108 | Starches and inulin | 0.03 |
| | | | 8471 | Automatic data processing machines...; magnetic re | 0.02 |
| | | | 8415 | Air conditioning machines | 0.02 |
| | | | 8541 | Diodes, transistors, etc; photosensitive devices; | 0.02 |
| | | | 8501 | Electric motors and generators (excl. Generating s | 0.01 |
| 8421 | Centrifuges; filtering/purifying machinery... For | 0.01 | | | |
| Rwanda | Kenya | 2 digits | 27 | Mineral fuels, mineral oils and products of their distillation;bituminous substances; mineral waxes | 8.54 |
| | | | 87 | Vehicles other than railway or tramway rolling?stock,and parts and accessories thereof | 0.96 |
| | | | 84 | Nuclear reactors, boilers, machineryand mechanical appliances; parts thereof | 0.07 |
| | | | 39 | Plastics and articles thereof | 0.07 |
| | | | 09 | Coffee, tea, mate and spices | 0.06 |
| | | | 85 | Electrical machinery and equipment and parts thereof;sound recorders and reproducers | 0.03 |
| | | | 90 | Optical, photographic,cinematographic, measuring, checking,precision | 0.02 |
| | | | 70 | Ceramic products | 0.01 |
| | | | 44 | Wood and articles of wood; wood charcoal | 0.00 |
| | | | 76 | Aluminium and articles thereof | 0.00 |
| | | | 82 | Tools, implements, cutlery, spoons and forks, of base metal;parts thereof of base metal | 0.00 |
| | | | 49 | Printed books, newspapers, pictures and other products of the printing industry | 0.00 |
| | | | 73 | Articles of iron or steel | 0.00 |
| | | | 63 | Other made up textile articles; sets;worn clothing and worn textile articles; rags | 0.00 |
| | | | 41 | Raw hides and skins (other than furskins) and leather | 0.00 |
| | | | 72 | Iron and steel | 0.00 |
| | | | 23 | Residues and waste from the food industries;prepared animal fodder | 0.00 |
| | | | 11 | Products of the milling industry; malt; starches;inulin; wheat gluten | 0.00 |
| | | 96 | Miscellaneous manufactured articles | 0.00 | |
| | | 48 | Paper and paperboard; articles of paper pulp,of paper or of paperboard | 0.00 | |
| | | 4 digits | 2710 | Petroleum oils and oils obtained from bituminous minerals, other than crude; preparation | 8.54 |
| | | | 8716 | Trailers and semi-trailers; other vehicles, not mechanically propelled; parts thereof. | 0.69 |
| | | | 8704 | Motor vehicles for the transport of goods. | 0.18 |
| | | | 8703 | Motor cars and other motor vehicles principally designed for the transport of persons (o | 0.09 |
| | | | 8426 | Ships' derricks; cranes, including cable cranes; mobile lifting frames, straddle carrier | 0.07 |
| | | | 3923 | Articles for the conveyance or packing of goods, of plastics; stoppers, lids, caps and o | 0.07 |
| | | | 0901 | Coffee, whether or not roasted or decaffeinated; coffee husks and skins; coffee substitu | 0.06 |
| | | | 8518 | Microphones and stands therefor; loudspeakers, whether or not mounted in their enclosure | 0.02 |
| | | | 9030 | Oscilloscopes, spectrum analysers and other instruments and apparatus for measuring or c | 0.01 |
| | | | 7010 | Carboys, bottles, flasks, jars, pots, phials, ampoules and other containers, of glass, o | 0.01 |
| | | | 9025 | Hydrometers and similar floating instruments, thermometers, pyrometers, barometers, hydr | 0.01 |
| | | | 8528 | Reception apparatus for television, whether or not incorporating radio-broadcast receive | 0.00 |
| | | | 9017 | Drawing, marking-out or mathematical calculating instruments (for example, drafting mach | 0.00 |
| 8531 | Electric sound or visual signalling apparatus (for example, bells, sirens, indicator pan | | 0.00 | | |
| 4418 | Builders' joinery and carpentry of wood, including cellular wood panels, assembled parqu | | 0.00 | | |
| 8539 | Electric filament or discharge lamps, including sealed beam lamp units and ultra-violet | 0.00 | | | |
| 8204 | Hand-operated spanners and wrenches (including torque meter wrenches but not including t | 0.00 | | | |
| 8420 | Calendering or other rolling machines, other than for metals or glass, and cylinders the | 0.00 | | | |
| 7604 | Aluminium bars, rods and profiles. | 0.00 | | | |
| 4411 | Fibreboard of wood or other ligneous materials, whether or not bonded with resins or oth | 0.00 | | | |

Table 8b: Intra-EAC Re-Exports of the major twenty products, 2012 (US\$, million)

| Partner states | Country of destination | Hs Level | Description of Goods | values |
|----------------|------------------------|-----------------|---|--------|
| Rwanda | Tanzania | 2 digits | | |
| | | 27 | Mineral fuels, mineral oils and products of their distillation;bituminous substances; mineral waxes | 3.38 |
| | | 87 | Vehicles other than railway or tramway rolling?stock,and parts and accessories thereof | 0.37 |
| | | 85 | Electrical machinery and equipment and parts thereof;sound recorders and reproducers | 0.09 |
| | | 84 | Nuclear reactors, boilers, machineryand mechanical appliances; parts thereof | 0.09 |
| | | 10 | Cereals | 0.06 |
| | | 94 | Furniture; bedding, mattresses, mattress supports,cushions and similar stuffed furnishings | 0.01 |
| | | 63 | Other made up textile articles; sets;worn clothing and worn textile articles; rags | 0.00 |
| | | 28 | Inorganic chemicals; organic or inorganic compoundsof precious metals, of rare-earth metals | 0.00 |
| | | 90 | Optical, photographic,cinematographic, measuring, checking,precision, medical or surgical instruments | 0.00 |
| | | 69 | Ceramic products | 0.00 |
| | | 48 | Paper and paperboard; articles of paper pulp,of paper or of paperboard | 0.00 |
| | | 57 | Carpets and other textile floor coverings | 0.00 |
| | | 70 | Ceramic products | 0.00 |
| | | 26 | Ores, slag and ash | 0.00 |
| | | 09 | Coffee, tea, mate and spices | 0.00 |
| | | 11 | Products of the milling industry; malt; starches;inulin; wheat gluten | 0.00 |
| | | 74 | Copper and articles thereof | 0.00 |
| | | 96 | Miscellaneous manufactured articles | 0.00 |
| | | 41 | Raw hides and skins (other than furskins) and leather | 0.00 |
| | 72 | Iron and steel | 0.00 | |
| | | 4 digits | | |
| | | 2710 | Petroleum oils and oils obtained from bituminous minerals, other than crude; preparation | 3.37 |
| | | 8703 | Motor cars and other motor vehicles principally designed for the transport of persons (o | 0.29 |
| | | 8525 | Transmission apparatus for radio-telephony, radio-telegraphy, radio-broadcasting or tele | 0.09 |
| | | 1005 | Maize (corn). | 0.05 |
| | | 8702 | Motor vehicles for the transport of ten or more persons, including the driver. | 0.04 |
| | | 8479 | Machines and mechanical appliances having individual functions, not specified or include | 0.04 |
| | | 8704 | Motor vehicles for the transport of goods. | 0.03 |
| | | 8434 | Milking machines and dairy machinery. | 0.03 |
| | | 8459 | Machine-tools (including way-type unit head machines) for drilling, boring, milling, thr | 0.02 |
| | | 1006 | Rice. | 0.01 |
| | | 9403 | Other furniture and parts thereof. | 0.01 |
| | | 6305 | Sacks and bags, of a kind used for the packing of goods. | 0.00 |
| | | 8528 | Reception apparatus for television, whether or not incorporating radio-broadcast receive | 0.00 |
| | | 6309 | Worn clothing and other worn articles. | 0.00 |
| | | 2804 | Hydrogen, rare gases and other non-metals. | 0.00 |
| | | 8527 | Reception apparatus for radio-telephony, radio-telegraphy or radio-broadcasting, whether | 0.00 |
| | | 8418 | Refrigerators, freezers and other refrigerating or freezing equipment, electric or other | 0.00 |
| | | 8516 | Electric instantaneous or storage water heaters and immersion heaters; electric space he | 0.00 |
| | | 9007 | Cinematographic cameras and projectos, whether or not incorporating sound recording or r | 0.00 |
| | | 2716 | Electrical energy. (optional heading) | 0.00 |
| | | Uganda | 2 digits | |
| | | 27 | Mineral fuels, mineral oils and products of their distillation;bituminous substances; mineral waxes | 10.21 |
| | | 87 | Vehicles other than railway or tramway rolling?stock,and parts and accessories thereof | 2.11 |
| | | 84 | Nuclear reactors, boilers, machineryand mechanical appliances; parts thereof | 0.72 |
| | | 90 | Optical, photographic,cinematographic, measuring, checking,precision, medical or surgical instruments | 0.10 |
| | | 92 | Musical instruments;parts and accessories of such articles | 0.06 |
| | | 73 | Articles of iron or steel | 0.04 |
| | | 85 | Electrical machinery and equipment and parts thereof;sound recorders and reproducers | 0.02 |
| | | 94 | Furniture; bedding, mattresses, mattress supports,cushions and similar stuffed furnishings | 0.01 |
| | | 63 | Other made up textile articles; sets;worn clothing and worn textile articles; rags | 0.01 |
| | | 39 | Plastics and articles thereof | 0.00 |
| | | 70 | Ceramic products | 0.00 |
| | | 22 | Beverages, spirits and vinegar | 0.00 |
| | | 28 | Inorganic chemicals; organic or inorganic compoundsof precious metals, of rare-earth metals | 0.00 |
| | | 17 | Sugars and sugar confectionery | 0.00 |
| | | 48 | Paper and paperboard; articles of paper pulp,of paper or of paperboard | 0.00 |
| | | 30 | Pharmaceutical products | 0.00 |
| | | 62 | Articles of apparel and clothing accessories, not knittedor crocheted | 0.00 |
| | | 44 | Wood and articles of wood; wood charcoal | 0.00 |
| | | 38 | Miscellaneous chemical products | 0.00 |
| | | 49 | Printed books, newspapers, pictures and other products of the printing industry; manuscripts, typescripts | 0.00 |

Table 8b: Intra-EAC Re-Exports of the major twenty products, 2012 (US\$, million)

| Partner states | Country of destination | Hs Level | Description of Goods | values | |
|----------------|--|--|--|--|------|
| Rwanda | Uganda | 4 digits | | | |
| | | 2710 | Petroleum oils and oils obtained from bituminous minerals, other than crude; preparation | 10.21 | |
| | | 8703 | Motor cars and other motor vehicles principally designed for the transport of persons (o | 1.61 | |
| | | 8429 | Self-propelled bulldozers, angledozers, graders, levellers, scrapers, mechanical shovels | 0.68 | |
| | | 8704 | Motor vehicles for the transport of goods. | 0.45 | |
| | | 9010 | Apparatus and equipment for photographic (including cinematographic) laboratories (inclu | 0.08 | |
| | | 8705 | Special purpose motor vehicles, other than those principally designed for the transport | 0.05 | |
| | | 9208 | Musical boxes, fairground organs, mechanical street organs, mechanical singing birds, mu | 0.03 | |
| | | 8430 | Other moving, grading, levelling, scraping, excavating, tamping, compacting, extracting | 0.03 | |
| | | 7308 | Structures (excluding prefabricated buildings of heading 94.06) and parts of structures | 0.03 | |
| | | 9008 | Image projectors, other than cinematographic; photographic (other than cinematographic) | 0.02 | |
| | | 9405 | Lamps and lighting fittings including searchlights and spotlights and parts thereof, not | 0.01 | |
| | | 9206 | Percussion musical instruments (for example, drums, xylophones, cymbals, castanets, mara | 0.01 | |
| | | 9209 | Parts (for example, mechanisms for musical boxes) and accessories (for example, cards, d | 0.01 | |
| | | 6306 | Tarpaulins, awnings and sunblinds; tents; sails for boats, sailboards or landcraft; camp | 0.01 | |
| | | 8518 | Microphones and stands therefor; loudspeakers, whether or not mounted in their enclosure | 0.01 | |
| | | 8431 | Parts suitable for use solely or principally with the machinery of headings 84.25 to 84. | 0.01 | |
| | | 8526 | Radar apparatus, radio navigational aid apparatus and radio remote control apparatus. | 0.01 | |
| | | 7306 | Other tubes, pipes and hollow profiles (for example, open seam or welded, riveted or sim | 0.00 | |
| | 9207 | Musical instruments, the sound of which is produced, or must be amplified, electrically | 0.00 | | |
| | 3923 | Articles for the conveyance or packing of goods, of plastics; stoppers, lids, caps and o | 0.00 | | |
| | Burundi | 2 digits | | | |
| | | | 87 | Vehicles other than railway or tramway rolling stock, and parts and accessories thereof | 3.61 |
| | | | 27 | Mineral fuels, mineral oils and products of their distillation; bituminous substances; mineral waxes | 0.35 |
| | | | 84 | Nuclear reactors, boilers, machinery and mechanical appliances; parts thereof | 0.07 |
| | | | 73 | Articles of iron or steel | 0.01 |
| | | | 85 | Electrical machinery and equipment and parts thereof; sound recorders and reproducers | 0.01 |
| | | | 20 | Preparations of vegetables, fruit, nuts or other parts of plants | 0.01 |
| | | | 40 | Rubber and articles thereof | 0.00 |
| | | | 82 | Tools, implements, cutlery, spoons and forks, of base metal; parts thereof of base metal | 0.00 |
| | | | 10 | Cereals | 0.00 |
| | | | 72 | Iron and steel | 0.00 |
| | | | 39 | Plastics and articles thereof | 0.00 |
| | | | 07 | Edible vegetables and certain roots and tubers | 0.00 |
| | | | 22 | Beverages, spirits and vinegar | 0.00 |
| | | | 70 | Ceramic products | 0.00 |
| | | | 25 | Salt; sulphur; earths and stone; plastering materials, lime and cement | 0.00 |
| | | | 64 | Footwear, gaiters and the like; parts of such articles | 0.00 |
| | | | 33 | Essential oils and resinoids; perfumery, cosmetic or toilet preparations | 0.00 |
| 01 | | | Live animals | 0.00 | |
| 94 | | | Furniture; bedding, mattresses, mattress supports, cushions and similar stuffed furnishings; lamps | 0.00 | |
| 11 | | | Products of the milling industry; malt; starches; inulin; wheat gluten | 0.00 | |
| 4 digits | | | | | |
| | | 8703 | Motor cars and other motor vehicles principally designed for the transport of persons (o | 3.00 | |
| | | 8704 | Motor vehicles for the transport of goods. | 0.30 | |
| | | 2710 | Petroleum oils and oils obtained from bituminous minerals, other than crude; preparation | 0.24 | |
| | | 8702 | Motor vehicles for the transport of ten or more persons, including the driver. | 0.19 | |
| | | 8705 | Special purpose motor vehicles, other than those principally designed for the transport | 0.12 | |
| | | 2711 | Petroleum gases and other gaseous hydrocarbons. | 0.10 | |
| | | 8415 | Air conditioning machines, comprising a motor-driven fan and elements for changing the t | 0.04 | |
| | | 7311 | Containers for compressed or liquefied gas, of iron or steel. | 0.01 | |
| | | 8429 | Self-propelled bulldozers, angledozers, graders, levellers, scrapers, mechanical shovels | 0.01 | |
| | | 8418 | Refrigerators, freezers and other refrigerating or freezing equipment, electric or other | 0.01 | |
| | | 2009 | Fruit juices (including grape must) and vegetable juices, unfermented and not containing | 0.01 | |
| | | 8459 | Machine-tools (including way-type unit head machines) for drilling, boring, milling, thr | 0.01 | |
| | | 8528 | Reception apparatus for television, whether or not incorporating radio-broadcast receive | 0.01 | |
| | | 4014 | Hygienic or pharmaceutical articles (including teats), of vulcanised rubber other than h | 0.00 | |
| | | 8527 | Reception apparatus for radio-telephony, radio-telegraphy or radio-broadcasting, whether | 0.00 | |
| | | 8207 | Interchangeable tools for hand tools, whether or not power-operated, or for machine-tool | 0.00 | |
| | | 8430 | Other moving, grading, levelling, scraping, excavating, tamping, compacting, extracting | 0.00 | |
| 1005 | Maize (corn). | 0.00 | | | |
| 7214 | Other bars and rods of iron or non-alloy steel, not further worked than forged, hot-roll | 0.00 | | | |
| 3923 | Articles for the conveyance or packing of goods, of plastics; stoppers, lids, caps and o | 0.00 | | | |

Table 8b: Intra-EAC Re-Exports of the major twenty products, 2012 (US\$, million)

| Partner states | Country of destination | Hs Level | Description of Goods | values | |
|----------------|------------------------|---|---|---|------|
| Burundi | Kenya | 2 digits | | | |
| | | 84 | Nuclear reactors, boilers, machinery and mechanica | 0.15 | |
| | | 87 | Vehicles other than railway or tramway rolling-sto | 0.13 | |
| | | 73 | Articles of iron or steel. | 0.13 | |
| | | 72 | Iron and steel. | 0.10 | |
| | | 70 | Glass and glassware. | 0.08 | |
| | | 39 | Plastics and articles thereof. | 0.07 | |
| | | 85 | Electrical machinery and equipment and parts there | 0.03 | |
| | | 28 | Inorganic chemicals; organic or inorganic compound | 0.03 | |
| | | 48 | Paper and paperboard; articles of paper pulp, of p | 0.01 | |
| | | 90 | Optical, photographic, cinematographic, measuring, | 0.01 | |
| | | 96 | Miscellaneous manufactured articles. | 0.00 | |
| | | 89 | Ships, boats and floating structures. | 0.00 | |
| | | 93 | Miscellaneous Articles Of Basee Metal | 0.00 | |
| | | 55 | Man-Made Staple Fibres | 0.00 | |
| | | 49 | Printed Books, Newspapers, Pictures & Other Product Etc | 0.00 | |
| | | 29 | Organic chemicals. | 0.00 | |
| | | 79 | Zinc And Articles Thereof | 0.00 | |
| | | 61 | Art Of Apparel & Clothing Access, Knitted Or Crocheted | 0.00 | |
| | | 94 | Furniture; Bedding, Mattress, Matt Support, Cushion Etc | 0.00 | |
| | 62 | Articles of apparel and clothing accessories, not knitted or crocheted. | 0.00 | | |
| | | | 4 digits | | |
| | | | 2801 | Fluorine, chlorine, bromine and iodine | 0.03 |
| | | | 3923 | Articles for conveyance or packing of goods, of plastics | 0.06 |
| | | | 3926 | Other articles of plastics, nes | 0.00 |
| | | | 4820 | Registers, account books, etc; albums for samples, of paper, paperboard | 0.01 |
| | | | 7010 | Carboys, bottles, flasks... Ampoules, etc; stoppers, lids..., of glass | 0.08 |
| | | | 7204 | Ferrous waste and scrap; remelting scrap ingots of iron or steel | 0.10 |
| | | | 7311 | Containers for compressed or liquified gas, of iro | 0.13 |
| | | | 8404 | Auxiliary plant for use with boilers; condensers for vapour power units | 0.03 |
| | | | 8419 | Non-domestic heating/cooling equipment, nes; non-electric water heaters | 0.03 |
| | | | 8426 | Derricks; cranes; mobile lifting frames... Trucks fitted with a crane | 0.04 |
| | | | 8428 | Other lifting, handling, loading or unloading machinery | 0.01 |
| | | | 8429 | Self-propelled bulldozers, angledozers, graders, levellers, etc | 0.02 |
| | | | 8468 | Machinery and apparatus for soldering, brazing or welding | 0.02 |
| | | | 8501 | Electric motors and generators (excl. Generating sets) | 0.01 |
| | | | 8502 | Electric generating sets and rotary converters | 0.02 |
| | | | 8703 | Motor cars and other motor vehicles for the transport of persons | 0.03 |
| | | | 8704 | Motor vehicles for the transport of goods | 0.10 |
| | | | 8907 | Other floating structures (eg rafts, tanks, coffer-dams... And beacons) | 0.00 |
| | | 9002 | Lenses, prisms, mirrors and other optical elements, mounted, nes | 0.01 | |
| | | 9605 | Travel sets for personal toilet, sewing or shoe or clothes cleaning | 0.00 | |
| | Rwanda | 2 digits | | | |
| | | 70 | Glass and glassware. | 0.81 | |
| | | 87 | Vehicles other than railway or tramway rolling-stock, and parts and accessories thereof. | 0.75 | |
| | | 84 | Nuclear reactors, boilers, machinery and mechanical appliances; parts thereof. | 0.25 | |
| | | 39 | Plastics and articles thereof. | 0.24 | |
| | | 72 | Iron and steel. | 0.18 | |
| | | 73 | Articles of iron or steel. | 0.05 | |
| | | 68 | Articles of stone, plaster, cement, asbestos, mica or similar materials. | 0.05 | |
| | | 85 | Electrical machinery and equipment and parts thereof; sound recorders and reproducers | 0.04 | |
| | | 82 | Tools, implements, cutlery, spoons and forks, of base metal; parts thereof of base metal. | 0.03 | |
| | | 19 | Preparations of cereals, flour, starch or milk; pastrycooks' products. | 0.02 | |
| | | 94 | Furniture; bedding, mattresses, mattress supports, cushions and similar stuffed furnishings | 0.01 | |
| | | 76 | Aluminium and articles thereof. | 0.00 | |
| | | 74 | Copper and articles thereof. | 0.00 | |
| | | 83 | Miscellaneous articles of base metal. | 0.00 | |
| | | 17 | Sugars and sugar confectionery. | 0.00 | |
| | 22 | Beverages, spirits and vinegar. | 0.00 | | |
| | 15 | Animal or vegetable fats and oils and their cleavage products; prepared edible fats | 0.00 | | |

Table 8b: Intra-EAC Re-Exports of the major twenty products, 2012 (US\$, million)

| Partner states | Country of destination | Hs Level | Description of Goods | values |
|----------------|---|---|---|--------|
| Burundi | Rwanda | 4 digits | | |
| | | 7010 | Carboys, bottles, flasks... Ampoules, etc; stoppers, lids..., of glass | 0.81 |
| | | 8703 | Motor cars and other motor vehicles for the transport of persons | 0.46 |
| | | 3923 | Articles for conveyance or packing of goods, of plastics | 0.22 |
| | | 7204 | Ferrous waste and scrap; remelting scrap ingots of iron or steel | 0.18 |
| | | 8431 | Parts suitable for use with the machinery of 84.25 to 84.30 | 0.17 |
| | | 8704 | Motor vehicles for the transport of goods | 0.15 |
| | | 8702 | Public-transport type passenger motor vehicles | 0.13 |
| | | 7311 | Containers for compressed or liquified gas, of iron or steel | 0.05 |
| | | 8479 | Machines and mechanical appliances, having individual functions, nes | 0.04 |
| | | 8502 | Electric generating sets and rotary converters | 0.03 |
| | | 8207 | Interchangeable tools for hand or machine-tools... | 0.03 |
| | | 8429 | Self-propelled bulldozers, angledozers, graders, levellers, etc | 0.03 |
| | | 6807 | Articles of asphalt or of similar material | 0.03 |
| | | 6809 | Articles of plaster or of compositions based on plaster | 0.02 |
| | | 3925 | Builders' ware of plastics, nes | 0.02 |
| | | 1905 | Bread, pastry, cakes, etc; communion wafers, rice paper, etc | 0.02 |
| | | 8463 | Other machine-tools for working metal, sintered metal carbides... | 0.01 |
| | | 8709 | Works trucks, self-propelled, not fitted with lifting... Equipment | 0.01 |
| | | 8501 | Electric motors and generators (excl. Generating sets) | 0.01 |
| Tanzania | 2 digits | 87 | Vehicles other than railway or tramway rolling-stock, and parts and accessories thereof. | 2.21 |
| | | 84 | Nuclear reactors, boilers, machinery and mechanical appliances; parts thereof. | 1.07 |
| | | 27 | Mineral fuels, mineral oils and products of their distillation; bituminous substances; mineral waxes. | 0.44 |
| | | 72 | Iron and steel. | 0.38 |
| | | 53 | Other vegetable textile fibres; paper yarn and woven fabrics of paper yarn. | 0.08 |
| | | 70 | Glass and glassware. | 0.04 |
| | | 81 | Other base metals; cermets; articles thereof. | 0.01 |
| | | 40 | Rubber and articles thereof. | 0.01 |
| | | 74 | Copper and articles thereof. | 0.01 |
| | | 85 | Electrical machinery and equipment and parts thereof; sound recorders and reproducers | 0.01 |
| | | 64 | Footwear, gaiters and the like; parts of such articles. | 0.00 |
| | | 25 | Salt; sulphur; earths and stone; plastering materials, lime and cement. | 0.00 |
| | 83 | Miscellaneous articles of base metal. | 0.00 | |
| | 33 | Essential oils and resinoids; perfumery, cosmetic or toilet preparations. | 0.00 | |
| | 73 | Articles of iron or steel. | 0.00 | |
| | 96 | Miscellaneous manufactured articles. | 0.00 | |
| | 4 digits | 8704 | Motor vehicles for the transport of goods | 1.80 |
| | | 8429 | Self-propelled bulldozers, angledozers, graders, levellers, etc | 0.99 |
| | | 2710 | Petroleum oils and oils obtained from bituminous minerals, other than crude | 0.44 |
| | | 7204 | Ferrous waste and scrap; remelting scrap ingots of iron or steel | 0.38 |
| 8708 | | Parts and accessories of the motor vehicles of 87.01 to 87.05 | 0.22 | |
| 8705 | | Special purpose motor vehicles (eg crane, fire-fighting, etc, vehicles) | 0.12 | |
| 5303 | | Jute, etc (excl. Flax...), not spun; tow and waste of these fibres | 0.08 | |
| 8703 | | Motor cars and other motor vehicles for the transport of persons | 0.07 | |
| 8430 | | Earth moving... Machinery, nes; pile-drivers/extractors; snow-ploughs | 0.05 | |
| 7010 | | Carboys, bottles, flasks... Ampoules, etc; stoppers, lids..., of glass | 0.04 | |
| 8479 | | Machines and mechanical appliances, having individual functions, nes | 0.01 | |
| 8459 | | Machine-tools for drilling, boring, milling... By removing metal | 0.01 | |
| 4011 | | New pneumatic tyres, of rubber | 0.01 | |
| 8432 | | Machinery for soil preparation/cultivation; lawn/sports-ground rollers | 0.01 | |
| 8113 | | Cerments and articles thereof incl waste and scrap | 0.01 | |
| 7404 | | Copper waste and scrap | 0.01 | |
| 8517 | | Electrical apparatus for line telephony or line telegraphy | 0.01 | |
| 8112 | | Beryllium, chromium, germanium, vanadium... And articles thereof | 0.00 | |
| 8467 | Tools for working in the hand, pneumatic or with non-electric motor | 0.00 | | |

Table 8b: Intra-EAC Re-Exports of the major twenty products, 2012 (US\$, million)

| Partner states | Country of destination | Hs Level | Description of Goods | values | | |
|----------------|---|-----------------|--|-----------------|--|------|
| Burundi | Uganda | 2 digits | | | | |
| | | 72 | Iron and steel. | 0.49 | | |
| | | 70 | Glass and glassware. | 0.20 | | |
| | | 84 | Nuclear reactors, boilers, machinery and mechanical appliances; parts thereof. | 0.18 | | |
| | | 39 | Plastics and articles thereof. | 0.17 | | |
| | | 87 | Vehicles other than railway or tramway rolling-stock, and parts and accessories thereof. | 0.12 | | |
| | | 85 | Electrical machinery and equipment and parts thereof; sound recorders and reproducers | 0.05 | | |
| | | 92 | Musical instruments; parts and accessories of such articles. | 0.03 | | |
| | | 33 | Essential oils and resinoids; perfumery, cosmetic or toilet preparations. | 0.03 | | |
| | | 44 | Wood and articles of wood; wood charcoal. | 0.01 | | |
| | | 48 | Paper and paperboard; articles of paper pulp, of paper or of paperboard. | 0.01 | | |
| | | 73 | Articles of iron or steel. | 0.01 | | |
| | | 82 | Tools, implements, cutlery, spoons and forks, of base metal; parts thereof of base metal. | 0.00 | | |
| | | 63 | Other made up textile articles; sets; worn clothing and worn textile articles; rags. | 0.00 | | |
| | | 25 | Salt; sulphur; earths and stone; plastering materials, lime and cement. | 0.00 | | |
| | | 29 | Organic chemicals. | 0.00 | | |
| | | 95 | Toys, games and sports requisites; parts and accessories thereof. | 0.00 | | |
| | | 28 | Inorganic chemicals; organic or inorganic compounds of precious metals, of rare-earth metals | 0.00 | | |
| | | | | 4 digits | | |
| | | | | 7204 | Ferrous waste and scrap; remelting scrap ingots of iron or steel | 0.49 |
| | | | | 7010 | Carboys, bottles, flasks... Ampoules, etc; stoppers, lids..., of glass | 0.20 |
| | | | | 3923 | Articles for conveyance or packing of goods, of plastics | 0.17 |
| | | | | 8478 | Machinery for preparing or making up tobacco, nes | 0.15 |
| | | | | 8711 | Motocycles (incl. Mopeds) and cycles fitted with an auxiliary motor | 0.12 |
| | | | | 8502 | Electric generating sets and rotary converters | 0.05 |
| | | | | 9207 | Musical instruments with electrically produced or amplified sound | 0.03 |
| | | | | 3304 | Beauty, make-up, skin-care (incl. Suntan), manicure... Preparations | 0.03 |
| | | | | 8414 | Air/vacuum pumps, air/gas compressors and fans;hoods with a fan | 0.01 |
| | | | | 4410 | Particle board and similar board of wood or other ligneous materials | 0.01 |
| | | | | 4823 | Other paper..., cut to size or shape; articles of paper, etc, nes | 0.01 |
| | | | | 8477 | Machinery for working rubber/plastics or making products thereof,nes | 0.01 |
| | | | | 7311 | Containers for compressed or liquified gas, of iron or steel | 0.01 |
| | | | | 8438 | Machinery, nes, for the industrial preparation of food or drink | 0.01 |
| | | | | 8501 | Electric motors and generators (excl. Generating sets) | 0.00 |
| | | | | 7210 | Rolled iron or non-alloy steel, >=600mm wide, clad, plated or coated | 0.00 |
| | | | | 8479 | Machines and mechanical appliances, having individual functions, nes | 0.00 |
| | | | | 8413 | Pumps for liquids; liquid elevators | 0.00 |
| | | 6304 | Other furnishing articles, nes (excl. Of 94.04) | 0.00 | | |
| | | 2505 | Natural sands of all kinds, (excl. Metal-bearing sands of chapter 26) | 0.00 | | |
| Tanzania | Kenya | 2 digits | | | | |
| | | 84 | Nuclear Reactors, Boilers, Mchy & Mech Appliance; Parts | 5.81 | | |
| | | 73 | Articles Of Iron And Steel | 2.47 | | |
| | | 27 | Mineral Fuels, Oils & Product Of Their Distillation; Etc | 2.05 | | |
| | | 87 | Vehicles O/T Railw/Tranw Rool-Stock, Pts & Accessories | 1.72 | | |
| | | 70 | Glass And Glassware | 1.33 | | |
| | | 85 | Electrical Mchy Equip Parts Thereof; Sound Recorder Etc | 0.74 | | |
| | | 90 | Optical, Photo, Cine, Meas, Checking, Precision, Etc | 0.65 | | |
| | | 94 | Furniture; Bedding, Mattress, Matt Support, Cushion Etc | 0.29 | | |
| | | 39 | Plastics And Articles Thereof | 0.22 | | |
| | | 04 | Dairy Prod; Birds' Eggs; Natural Honey; Edible Prod Nes | 0.20 | | |
| | | 69 | Ceramic Products | 0.15 | | |
| | | 31 | Fertilisers | 0.10 | | |
| | | 82 | Tool, Implement, Cutlery, Spoon & Fork, Of Base Met Etc | 0.08 | | |
| | | 63 | Other Made Up Textile Articles; Sets; Worn Clothing Etc | 0.07 | | |
| | | 58 | Special Wooven Fab; Tufted Tex Fab; Lace; Tapestries Etc | 0.07 | | |
| | | 49 | Printed Books, Newspapers, Pictures & Other Product Etc | 0.07 | | |
| | | 32 | Tanning/Dyeing Extract; Tannins & Derivs; Pigm Etc | 0.05 | | |
| | | 36 | Explosives; Pyrotechnic Prod; Matches; Pyro Alloy; Etc | 0.03 | | |
| 20 | Prep Of Vegetable, Fruit, Nuts Or Other Parts Of Plants | 0.02 | | | | |
| 38 | Miscellaneous Chemical Products | 0.02 | | | | |

Table 8b: Intra-EAC Re-Exports of the major twenty products, 2012 (US\$, million)

| Partner states | Country of destination | Hs Level | Description of Goods | values | | |
|----------------|---|-----------------|---|-----------------|---|-------|
| Tanzania | Kenya | 4 digits | | | | |
| | | 8429 | Self-Propelled Bulldozers, Angledozer, Graders, Levellers, Etc | 2.61 | | |
| | | 7304 | Tubes, Pipes And Hollow Profiles, Seamless, Of Iron (Excl. Cast), Steel | 1.91 | | |
| | | 2711 | Petroleum Gases And Other Gaseous Hydrocarbons | 1.68 | | |
| | | 7010 | Carboys, Bottles, Flasks... Ampoules, Etc; Stoppers, Lids..., Of Glass | 1.33 | | |
| | | 8431 | Parts Suitable For Use With The Machinery Of 84.25 To 84.30 | 1.16 | | |
| | | 8705 | Special Purpose Motor Vehicles (Eg Crane, Fire-Fighting, Etc, Vehicles) | 0.57 | | |
| | | 8704 | Motor Vehicles For The Transport Of Goods | 0.56 | | |
| | | 9007 | Cinematographic Cameras And Projectors | 0.40 | | |
| | | 8465 | Machine-Tools For Working Wood, Cork, Bone, Hard Rubber, Etc | 0.38 | | |
| | | 2710 | Petroleum Oils And Oils Obtained From Bituminous Minerals, Other Than Crude | 0.37 | | |
| | | 8703 | Motor Cars And Other Motor Vehicles For The Transport Of Persons | 0.37 | | |
| | | 8426 | Derricks; Cranes; Mobile Lifting Frames... Trucks Fitted With A Crane | 0.27 | | |
| | | 9406 | Prefabricated Buildings | 0.27 | | |
| | | 8502 | Electric Generating Sets And Rotary Converters | 0.26 | | |
| | | 8427 | Fork-Lift Trucks; Works Trucks Fitted With Lifting/Handling Equipment | 0.26 | | |
| | | 8481 | Taps, Cocks, Valves And Similar Appliances For Pipes, Boiler Shells... | 0.20 | | |
| | | 0402 | Milk And Cream, Concentrated Or Sweetened | 0.20 | | |
| | | 8528 | Television Receivers (Incl. Video Monitors And Video Projectors) | 0.18 | | |
| | | 9015 | Surveying, Hydrographic, Oceanographic... Instruments/Appliances, Nes | 0.18 | | |
| | | 6912 | Ceramic Tableware, Kitchenware Excl. Porcelain Or China | 0.15 | | |
| | | Uganda | | 2 digits | | |
| | | | | 10 | Cereals | 23.55 |
| | | | | 84 | Nuclear Reactors, Boilers, Mchy & Mech Appliance; Parts | 5.34 |
| | | | | 31 | Fertilisers | 3.17 |
| | | | | 27 | Mineral Fuels, Oils & Product Of Their Distillation; Etc | 2.29 |
| | | | | 90 | Optical, Photo, Cine, Meas, Checking, Precision, Etc | 1.26 |
| | | | | 85 | Electrical Mchy Equip Parts Thereof; Sound Recorder Etc | 0.50 |
| | | | | 63 | Other Made Up Textile Articles; Sets; Worn Clothing Etc | 0.37 |
| | | | | 87 | Vehicles O/T Railw/Tranw Rool-Stock, Pts & Accessories | 0.19 |
| | | | | 96 | Miscellaneous Manufactured Articles | 0.07 |
| | | | | 39 | Plastics And Articles Thereof | 0.03 |
| | | | | 38 | Miscellaneous Chemical Products | 0.02 |
| | | | | 17 | Sugars And Sugar Confectionery | 0.02 |
| | | | | 34 | Soap, Organic Surface-Active Agents, Washing Prep, Etc | 0.02 |
| | | | | 73 | Articles Of Iron And Steel | 0.01 |
| | | | | 44 | Wood And Articles Of Wood; Wood Charcoal | 0.01 |
| | | | | 19 | Prep Of Cereal, Flour, Starch/Milk; Pastrycooks' Prod | 0.01 |
| 94 | Furniture; Bedding, Mattress, Matt Support, Cushion Etc | | | 0.01 | | |
| 86 | Railw/Tramw Locom, Rolling-Stock & Parts Thereof; Etc | | | 0.01 | | |
| 04 | Dairy Prod; Birds' Eggs; Natural Honey; Edible Prod Nes | | | 0.00 | | |
| 70 | Glass And Glassware | | | 0.00 | | |
| | | | | 4 digits | | |
| | | | | 1001 | Wheat And Meslin | 23.55 |
| | | | | 8431 | Parts Suitable For Use With The Machinery Of 84.25 To 84.30 | 4.70 |
| | | | | 3102 | Mineral Or Chemical Fertilizers, Nitrogenous | 2.41 |
| | | | | 2711 | Petroleum Gases And Other Gaseous Hydrocarbons | 2.15 |
| | | | | 9015 | Surveying, Hydrographic, Oceanographic... Instruments/Appliances, Nes | 1.24 |
| | | | | 8429 | Self-Propelled Bulldozers, Angledozer, Graders, Levellers, Etc | 0.32 |
| | | | | 3103 | Mineral Or Chemical Fertilizers, Phosphatic | 0.31 |
| | | | | 8504 | Electrical Transformers, Static Converters And Inductors | 0.27 |
| | | | | 6306 | Tarpaulins, Etc; Tents; Sails; Camping Equipment | 0.26 |
| | | | | 3105 | Mineral Or Chemical Fertilizers, Nes; Other Fertilizers; Goods =<10Kg | 0.23 |
| | | | | 3104 | Mineral Or Chemical Fertilizers, Potassic | 0.22 |
| | | | | 2710 | Petroleum Oils And Oils Obtained From Bituminous Minerals, Other Than Crude | 0.15 |
| | | | | 8467 | Tools For Working In The Hand, Pneumatic Or With Non-Electric Motor | 0.14 |
| | | | | 8502 | Electric Generating Sets And Rotary Converters | 0.14 |
| | | | | 8703 | Motor Cars And Other Motor Vehicles For The Transport Of Persons | 0.10 |
| | | | | 8413 | Pumps For Liquids; Liquid Elevators | 0.09 |
| | | 6301 | Blankets and Travelling Rugs | 0.08 | | |
| | | 9617 | Vacuum Flasks And Other Vacuum Vessels | 0.07 | | |
| | | 8701 | Tractors (Excl. Tractors Of 87.09) | 0.06 | | |
| | | 8518 | Microphones; Loudspeakers; Headphones...; Electric Amplifiers... | 0.03 | | |

Table 8b: Intra-EAC Re-Exports of the major twenty products, 2012 (US\$, million)

| Partner states | Country of destination | Hs Level | Description of Goods | values | | |
|----------------|------------------------|-----------------|--|-----------------|---|------|
| Tanzania | Burundi | 2 digits | | | | |
| | | 31 | Fertilisers | 4.35 | | |
| | | 84 | Nuclear Reactors, Boilers, Mchy & Mech Appliance; Parts | 2.98 | | |
| | | 73 | Articles Of Iron And Steel | 0.14 | | |
| | | 39 | Plastics And Articles Thereof | 0.14 | | |
| | | 85 | Electrical Mchy Equip Parts Thereof; Sound Recorder Etc | 0.14 | | |
| | | 63 | Other Made Up Textile Articles; Sets; Worn Clothing Etc | 0.10 | | |
| | | 72 | Iron And Steel | 0.10 | | |
| | | 36 | Explosives; Pyrotechnic Prod; Matches; Pyro Alloy; Etc | 0.10 | | |
| | | 46 | Manufactures Os Straw, Esparto/Other Plaiting Mat; Etc | 0.08 | | |
| | | 87 | Vehicles O/T Railw/Tranw Rool-Stock, Pts & Accessories | 0.07 | | |
| | | 27 | Mineral Fuels, Oils & Product Of Their Distillation; Etc | 0.05 | | |
| | | 76 | Aluminium And Articles Thereof | 0.04 | | |
| | | 94 | Furniture; Bedding, Mattress, Matt Support, Cushion Etc | 0.03 | | |
| | | 68 | Art Of Stone, Plaster, Cement, Asbestos, Mica/Sim Mat | 0.01 | | |
| | | 54 | Man-Made Filaments | 0.01 | | |
| | | 83 | Miscellaneous Articles Of Basee Metal | 0.01 | | |
| | | 25 | Salt; Sulphur; Earth & Ston; Plastering Mat; Lime & Cem | 0.01 | | |
| | | 28 | Inorgn Chem; Compds Of Prec Met, Radioact Elements Etc | 0.01 | | |
| | | 70 | Glass And Glassware | 0.01 | | |
| | | 29 | Organic Chemicals | 0.01 | | |
| | | | | 4 digits | | |
| | | | | 8432 | Machinery For Soil Preparation/Cultivation; Lawn/Sports-Ground Rollers | 2.87 |
| | | | | 3102 | Mineral Or Chemical Fertilizers, Nitrogenous | 2.26 |
| | | | | 3105 | Mineral Or Chemical Fertilizers, Nes; Other Fertilizers; Goods =<10Kg | 2.09 |
| | | | | 7323 | Table, Kitchen Or Household Articles And Parts Thereof Of Iron Or Steel | 0.12 |
| | | | | 7215 | Other Bars And Rods Of Iron Or Non-Alloy Steel | 0.10 |
| | | | | 3602 | Prepared Explosives | 0.10 |
| | | | | 8502 | Electric Generating Sets And Rotary Converters | 0.09 |
| | | 4601 | Plaits, Etc; Plaiting Materials, Etc, Woven, In Sheet Form | 0.08 | | |
| | | 3901 | Polymers Of Ethylene, In Primary Forms | 0.08 | | |
| | | 8708 | Parts And Accessories Of The Motor Vehicles Of 87.01 To 87.05 | 0.07 | | |
| | | 8451 | Machinery, Nes, For Washing, Cleaning, Wringing, Drying, Ironing, Etc | 0.05 | | |
| | | 2712 | Petroleum Jelly; Paraffin Wax... And Other Mineral Waxes, Etc | 0.04 | | |
| | | 3907 | Polyethers And Epoxide Resins; Polyesters, In Primary Forms | 0.04 | | |
| | | 6306 | Tarpaulins, Etc; Tents; Sails; Camping Equipment | 0.04 | | |
| | | 8501 | Electric Motors And Generators (Excl. Generating Sets) | 0.04 | | |
| | | 6304 | Other Furnishing Articles, Nes (Excl. Of 94.04) | 0.04 | | |
| | | 7610 | Aluminium Structures And Parts Of Structures; Plates, Rods... Therefor | 0.03 | | |
| | | 6301 | Blanketsand Travelling Rugs | 0.03 | | |
| | | 9404 | Mattress Supports; Articles Of Bedding, Sprung, Stuffed, Etc | 0.03 | | |
| | | 8401 | Nuclear Reactors; Fuel Elements...; Machinery For Isotopic Separation | 0.03 | | |

Table 8b: Intra-EAC Re-Exports of the major twenty products, 2012 (US\$, million)

| Partner states | Country of destination | Hs Level | Description of Goods | values | | |
|----------------|------------------------|-----------------|---|-----------------|---|-------|
| Tanzania | Rwanda | 2 digits | | | | |
| | | 31 | Fertilisers | 25.19 | | |
| | | 85 | Electrical Mchy Equip Parts Thereof; Sound Recorder Etc | 2.47 | | |
| | | 84 | Nuclear Reactors, Boilers, Mchy & Mech Appliance; Parts | 0.97 | | |
| | | 27 | Mineral Fuels, Oils & Product Of Their Distillation; Etc | 0.74 | | |
| | | 87 | Vehicles O/T Railw/Tranw Rool-Stock, Pts & Accessories | 0.58 | | |
| | | 36 | Explosives; Pyrotechnic Prod; Matches; Pyro Alloy; Etc | 0.53 | | |
| | | 69 | Ceramic Products | 0.35 | | |
| | | 10 | Cereals | 0.21 | | |
| | | 39 | Plastics And Articles Thereof | 0.20 | | |
| | | 76 | Aluminium And Articles Thereof | 0.16 | | |
| | | 73 | Articles Of Iron And Steel | 0.12 | | |
| | | 15 | Animal/Veg Fats & Oil & Their Cleavage Products; Etc | 0.10 | | |
| | | 63 | Other Made Up Textile Articles; Sets; Worn Clothing Etc | 0.09 | | |
| | | 28 | Inorgn Chem; Comps Of Prec Met, Radioact Elements Etc | 0.05 | | |
| | | 44 | Wood And Articles Of Wood; Wood Charcoal | 0.03 | | |
| | | 20 | Prep Of Vegetable, Fruit, Nuts Or Other Parts Of Plants | 0.02 | | |
| | | 70 | Glass And Glassware | 0.02 | | |
| | | 29 | Organic Chemicals | 0.01 | | |
| | | 32 | Tanning/Dyeing Extract; Tannins & Derivs; Pigm Etc | 0.01 | | |
| | | 48 | Paper & Paperboard; Art Of Paper Pulp, Paper/Paperboard | 0.01 | | |
| | | | | 4 digits | | |
| | | | | 3105 | Mineral Or Chemical Fertilizers, Nes; Other Fertilizers; Goods =<10Kg | 20.79 |
| | | | | 3102 | Mineral Or Chemical Fertilizers, Nitrogenous | 3.82 |
| | | | | 8502 | Electric Generating Sets And Rotary Converters | 1.44 |
| | | | | 8429 | Self-Propelled Bulldozers, Angledozer, Graders, Levellers, Etc | 0.66 |
| | | | | 3103 | Mineral Or Chemical Fertilizers, Phosphatic | 0.58 |
| | | | | 8506 | Primary Cells And Primary Batteries | 0.55 |
| | | 3602 | Prepared Explosives | 0.53 | | |
| | | 2714 | Bitumen And Asphalt, Natural; Bituminous Or Oil Shale...; Asphaltites... | 0.38 | | |
| | | 6907 | Unglazed Ceramic Flags, Paving, Hearth Or Wall Tiles; Mozaic Cubes, Etc | 0.35 | | |
| | | 2710 | Petroleum Oils And Oils Obtained From Bituminous Minerals, Other Than Crude | 0.22 | | |
| | | 1001 | Wheat And Meslin | 0.21 | | |
| | | 8432 | Machinery For Soil Preparation/Cultivation; Lawn/Sports-Ground Rollers | 0.20 | | |
| | | 8703 | Motor Cars And Other Motor Vehicles For The Transport Of Persons | 0.19 | | |
| | | 8504 | Electrical Transformers, Static Converters And Inductors | 0.16 | | |
| | | 8704 | Motor Vehicles For The Transport Of Goods | 0.15 | | |
| | | 8708 | Parts And Accessories Of The Motor Vehicles Of 87.01 To 87.05 | 0.14 | | |
| | | 2711 | Petroleum Gases And Other Gaseous Hydrocarbons | 0.14 | | |
| | | 8535 | Electrical Apparatus For Switching... Electrical Circuits, >1000V | 0.13 | | |
| | | 3907 | Polyethers And Epoxide Resins; Polyesters, In Primary Forms | 0.13 | | |
| | | 7615 | Table, Kitchen, Household And Sanitary Articles... Of Aluminium | 0.13 | | |

Source: Partner States' Revenue Authorities

Table 8c: Intra-EAC Re-Exports of the major twenty products for 2012 compared to 2011, (USD millions)

| Partner state | Country of destination | Hs Level | Description of Goods | 2011 | 2012 | % change | |
|---------------|------------------------|---|---|---|--------|----------|---------|
| Uganda | Kenya | 2 digits | | | | | |
| | | 70 | Glass and glassware. | 7.68 | 11.83 | 54.11 | |
| | | 39 | Plastics and articles thereof. | 4.71 | 7.35 | 55.99 | |
| | | 87 | Vehicles other than railway or tramway rolling-stock, and parts and accessories thereof. | 3.29 | 5.19 | 57.58 | |
| | | 90 | Optical, photographic, cinematographic, measuring, checking, precision, medical instruments | 1.23 | 5.18 | 320.27 | |
| | | 84 | Nuclear reactors, boilers, machinery and mechanical appliances; parts thereof. | 3.71 | 4.72 | 27.32 | |
| | | 85 | Electrical machinery and equipment and parts thereof; sound recorders and reproducers, | 0.61 | 2.88 | 369.12 | |
| | | 63 | Other made up textile articles; sets; worn clothing and worn textile articles; rags. | 0.86 | 0.64 | -25.14 | |
| | | 21 | Miscellaneous edible preparations. | 0.39 | 0.16 | -58.84 | |
| | | 38 | Miscellaneous chemical products. | 0.06 | 0.16 | 159.70 | |
| | | 36 | Explosives; pyrotechnic products; matches; pyrophoric alloys; | 0.13 | 0.16 | 18.53 | |
| | | 33 | Essential oils and resinoids; perfumery, cosmetic or toilet preparations. | 0.15 | 0.15 | 0.23 | |
| | | 30 | Pharmaceutical products. | 0.05 | 0.15 | 174.35 | |
| | | 22 | Beverages, spirits and vinegar. | 0.08 | 0.14 | 71.54 | |
| | | 76 | Aluminium and articles thereof. | 0.03 | 0.14 | 386.83 | |
| | | 83 | Miscellaneous articles of base metal. | 0.00 | 0.11 | 4479.44 | |
| | | 15 | Animal or vegetable fats and oils and their cleavage products; prepared edible fats | - | 0.11 | - | |
| | | 79 | Zinc and articles thereof. | - | 0.08 | - | |
| | | 72 | Iron and steel. | 0.46 | 0.08 | -83.13 | |
| | | 82 | Tools, implements, cutlery, spoons and forks, of base metal; parts thereof of base metal. | 0.07 | 0.07 | 11.27 | |
| | 94 | Furniture; bedding, mattresses, mattress supports, cushions and similar stuffed furnishings | 0.11 | 0.07 | -37.78 | | |
| | | | 4 digits | | | | |
| | | | 7010 | Carboys, bottles, flasks... Ampoules, etc; stoppers, lids..., of glass | 7.67 | 11.82 | 54.13 |
| | | | 3923 | Articles for conveyance or packing of goods, of plastics | 4.60 | 7.11 | 54.67 |
| | | | 9015 | Surveying, hydrographic, oceanographic... Instruments/appliances, nes | 1.08 | 5.17 | 376.38 |
| | | | 8431 | Parts suitable for use with the machinery of 84.25 to 84.30 | 1.40 | 1.72 | 23.01 |
| | | | 8705 | Special purpose motor vehicles (eg crane, fire-fighting, etc, vehicles) | 0.04 | 1.67 | 3624.71 |
| | | | 8704 | Motor vehicles for the transport of goods | 0.28 | 1.38 | 387.29 |
| | | | 8703 | Motor cars and other motor vehicles for the transport of persons | 1.67 | 1.13 | -32.45 |
| | | | 8504 | Electrical transformers, static converters and inductors | 0.01 | 1.02 | 7221.39 |
| | | | 8471 | Automatic data processing machines...; magnetic readers..., nes | 0.41 | 0.76 | 85.52 |
| | | | 8430 | Earth moving... Machinery, nes; pile-drivers/extractors; snow-ploughs | 0.20 | 0.71 | 257.94 |
| | | | 8503 | Parts suitable for use solely with machines of heading 8501 or 8502 | - | 0.60 | - |
| | | | 8701 | Tractors (excl. Tractors of 87.09) | 0.83 | 0.41 | -50.57 |
| | | | 8517 | Electrical apparatus for line telephony or line telegraphy | 0.19 | 0.34 | 81.82 |
| | | | 6302 | Bed linen, table linen, toilet linen and kitchen linen | 0.17 | 0.34 | 104.25 |
| | | | 8702 | Public-transport type passenger motor vehicles | 0.13 | 0.30 | 127.64 |
| | | | 8429 | Self-propelled bulldozers, angledozers, graders, levellers, etc | 0.61 | 0.30 | -51.23 |
| | | | 8525 | Radio-communication/television transmission apparatus; tv cameras | 0.05 | 0.29 | 519.83 |
| | | 6309 | Worn clothing | 0.30 | 0.27 | -10.73 | |
| | | 8408 | Compression-ignition internal combustion piston engines (diesel...) | 0.00 | 0.23 | 4799.34 | |
| | | 8474 | Machinery for sorting..., agglomerating... Earth, stone, ores, etc | 0.09 | 0.23 | 154.28 | |
| | Tanzania | 2 digits | | | | | |
| | | 87 | Vehicles other than railway or tramway rolling-stock, and parts and accessories thereof. | 2.91 | 4.65 | 59.72 | |
| | | 84 | Nuclear reactors, boilers, machinery and mechanical appliances; parts thereof. | 6.49 | 4.10 | -36.87 | |
| | | 85 | Electrical machinery and equipment and parts thereof; sound recorders and reproducers | 0.25 | 3.08 | 1127.55 | |
| | | 90 | Optical, photographic, cinematographic, measuring, checking, precision, | 0.56 | 1.57 | 177.69 | |
| | | 73 | Articles of iron or steel. | 0.08 | 0.83 | 901.26 | |
| | | 30 | Pharmaceutical products. | - | 0.52 | - | |
| | | 17 | Sugars and sugar confectionery. | - | 0.27 | - | |
| | | 63 | Other made up textile articles; sets; worn clothing and worn textile articles; rags. | 0.24 | 0.25 | 4.85 | |
| | | 33 | Essential oils and resinoids; perfumery, cosmetic or toilet preparations. | 0.09 | 0.25 | 166.75 | |
| | | 21 | Miscellaneous edible preparations. | 0.11 | 0.23 | 115.18 | |
| | | 12 | Oil seeds and oleaginous fruits; miscellaneous grains, seeds and fruit | - | 0.16 | - | |
| | | 64 | Footwear, gaiters and the like; parts of such articles. | 0.03 | 0.13 | 357.68 | |
| | | 38 | Miscellaneous chemical products. | 0.00 | 0.12 | 8324.68 | |
| | | 40 | Rubber and articles thereof. | 0.06 | 0.11 | 73.12 | |
| | | 89 | Ships, boats and floating structures. | - | 0.10 | - | |
| | | 28 | Inorganic chemicals; organic or inorganic compounds of precious metals, of rare-earth metals, | - | 0.06 | - | |
| | | 39 | Plastics and articles thereof. | 0.01 | 0.05 | 566.38 | |
| | 61 | Articles of apparel and clothing accessories, knitted or crocheted. | 0.01 | 0.04 | 433.58 | | |
| | 82 | Tools, implements, cutlery, spoons and forks, of base metal; parts thereof of base metal. | 0.08 | 0.04 | -52.62 | | |
| | 25 | Salt; sulphur; earths and stone; plastering materials, lime and cement. | 0.01 | 0.04 | 263.91 | | |

Table 8c: Intra-EAC Re-Exports of the major twenty products for 2012 compared to 2011, (USD millions)

| Partner state | Country of destination | Hs Level | Description of Goods | 2011 | 2012 | % change | | |
|---------------|------------------------|---------------------------------|---|---|--|----------|--------|--------|
| Uganda | Tanzania | 4 digits | | | | | | |
| | | 8517 | Electrical apparatus for line telephony or line telegraphy | 0.03 | 2.22 | 7816.28 | | |
| | | 8704 | Motor vehicles for the transport of goods | 0.93 | 2.09 | 124.59 | | |
| | | 8474 | Machinery for sorting..., agglomerating... Earth, stone, ores, etc | 0.85 | 1.74 | 104.24 | | |
| | | 8703 | Motor cars and other motor vehicles for the transport of persons | 1.30 | 1.73 | 32.78 | | |
| | | 9015 | Surveying, hydrographic, oceanographic... Instruments/appliances, nes | 0.54 | 1.48 | 172.56 | | |
| | | 8431 | Parts suitable for use with the machinery of 84.25 to 84.30 | 3.48 | 0.80 | -76.98 | | |
| | | 8429 | Self-propelled bulldozers, angledozers, graders, levellers, etc | 0.90 | 0.70 | -21.81 | | |
| | | 8702 | Public-transport type passenger motor vehicles | 0.23 | 0.56 | 146.70 | | |
| | | 3004 | Medicaments of mixed or unmixed products, for retail sale | - | 0.45 | | | |
| | | 7311 | Containers for compressed or liquified gas, of iron or steel | 0.07 | 0.43 | 537.85 | | |
| | | 7307 | Tube or pipe fittings of iron or steel | - | 0.36 | | | |
| | | 1701 | Cane or beet sugar and chemically pure sucrose, in solid form | - | 0.27 | | | |
| | | 8428 | Other lifting, handling, loading or unloading machinery | 0.04 | 0.23 | 511.26 | | |
| | | 2106 | Food preparations not elsewhere specified or included | 0.11 | 0.23 | 115.18 | | |
| | | 8701 | Tractors (excl. Tractors of 87.09) | 0.07 | 0.19 | 164.95 | | |
| | | 8525 | Radio-communication/television transmission apparatus; tv cameras | 0.01 | 0.18 | 1761.74 | | |
| | | 1208 | Flours and meals of oil seeds or oleaginous fruits (excl. Mustard) | - | 0.16 | | | |
| | | 8544 | Insulated wire, cable, etc; optical fibre cables | 0.00 | 0.15 | 9440.85 | | |
| | | 6309 | Worn clothing | 0.10 | 0.14 | 38.10 | | |
| | | 3304 | Beauty, make-up, skin-care (incl. Suntan), manicure... Preparations | 0.07 | 0.12 | 67.06 | | |
| | | | Rwanda | 2 digits | | | | |
| | | | | 17 | Sugars and sugar confectionery. | 2.69 | 15.64 | 480.96 |
| | | | | 72 | Iron and steel. | 4.93 | 3.01 | -38.84 |
| | | | | 10 | Cereals. | 3.28 | 2.67 | -18.55 |
| | | | | 87 | Vehicles other than railway or tramway rolling-stock, and parts and accessories thereof. | 2.03 | 2.28 | 12.39 |
| | | | | 15 | Animal or vegetable fats and oils and their cleavage products; prepared edible fats | 0.86 | 1.84 | 114.79 |
| | | | | 34 | Soap, organic surface-active agents, washing preparations, lubricating preparations, | 1.23 | 1.48 | 20.27 |
| | | | | 84 | Nuclear reactors, boilers, machinery and mechanical appliances; parts thereof. | 1.58 | 1.22 | -22.73 |
| | | | | 25 | Salt; sulphur; earths and stone; plastering materials, lime and cement. | 0.74 | 1.15 | 54.74 |
| | | 27 | | Mineral fuels, mineral oils and products of their distillation; bituminous substances; | 0.72 | 1.03 | 42.70 | |
| | | 36 | | Explosives; pyrotechnic products; matches; pyrophoric alloys; certain combustible preparations. | 1.74 | 0.94 | -46.18 | |
| | | 85 | | Electrical machinery and equipment and parts thereof; sound recorders and reproducers, | 0.56 | 0.66 | 16.65 | |
| | | 20 | | Preparations of vegetables, fruit, nuts or other parts of plants. | 0.07 | 0.49 | 589.50 | |
| | | 19 | | Preparations of cereals, flour, starch or milk; pastrycooks' products. | 0.19 | 0.48 | 146.61 | |
| | | 11 | | Products of the milling industry; malt; starches; inulin; wheat gluten. | 0.76 | 0.39 | - | |
| | | 40 | | Rubber and articles thereof. | 0.42 | 0.38 | -9.19 | |
| | | 48 | | Paper and paperboard; articles of paper pulp, of paper or of paperboard. | 0.40 | 0.33 | -17.00 | |
| | | 21 | | Miscellaneous edible preparations. | 0.28 | 0.33 | 17.97 | |
| | 22 | Beverages, spirits and vinegar. | 0.29 | 0.32 | 7.97 | | | |
| | 39 | Plastics and articles thereof. | 0.44 | 0.31 | -28.49 | | | |
| | 76 | Aluminium and articles thereof. | 1.00 | 0.29 | -70.73 | | | |
| | | 4 digits | | | | | | |
| | | 1701 | Cane or beet sugar and chemically pure sucrose, in solid form | 2.64 | 15.48 | 486.25 | | |
| | | 1006 | Rice | 0.93 | 2.33 | - | | |
| | | 7210 | Rolled iron or non-alloy steel, >=600mm wide, clad, plated or coated | 1.40 | 2.28 | 62.48 | | |
| | | 2501 | Salt/pure sodium chloride whether or not cont ant-caking agents; seawater | 0.69 | 1.14 | 65.19 | | |
| | | 3402 | Non-soap surface-active agents; washing preparations in powder, liquid etc | 0.92 | 1.09 | 19.00 | | |
| | | 8703 | Motor cars and other motor vehicles for the transport of persons | 0.75 | 1.03 | 37.19 | | |
| | | 1511 | Palm oil and its fractions wheather or not refined not chemically modified | - | 1.00 | - | | |
| | | 8704 | Motor vehicles for the transport of goods | 0.82 | 0.97 | 19.21 | | |
| | | 3602 | Prepared explosives | 0.42 | 0.80 | 89.83 | | |
| | | 1517 | Margarine; edible preparations of animal or vegetable fats or oils, nes | 0.72 | 0.79 | 10.26 | | |
| | | 2710 | Petroleum oils and oils obtained from bituminous minerals, other than crude | 0.64 | 0.78 | 23.18 | | |
| | | 2002 | Tomatoes prepared or preserved otherwise than by vinegar or acetic acid | 0.07 | 0.49 | 583.00 | | |
| | | 1905 | Bread, pastry, cakes, etc; communion wafers, rice paper, etc | 0.17 | 0.48 | 174.67 | | |
| | | 7214 | Iron/steel bars and rods, forged, etc (incl. Twisted), uncoiled | 1.16 | 0.38 | -67.15 | | |
| | | 4011 | New pneumatic tyres, of rubber | 0.42 | 0.35 | -15.29 | | |
| | | 8471 | Automatic data processing machines...; magnetic readers..., nes | 0.12 | 0.35 | 191.66 | | |
| | | 1001 | Wheat and meslin | 2.36 | 0.33 | -85.86 | | |
| | | 5512 | Woven fabrics of >=85% synthetic staple fibres | 0.18 | 0.25 | 38.70 | | |
| | | 7208 | Hot-rolled iron or non-alloy steel, >=600mm wide | 1.84 | 0.24 | -86.71 | | |
| | | 7606 | Aluminium plates, sheets and strip, >0.2mm thick | 0.98 | 0.24 | -75.37 | | |

Table 8c: Intra-EAC Re-Exports of the major twenty products for 2012 compared to 2011, (USD millions)

| Partner state | Country of destination | Hs Level | Description of Goods | 2011 | 2012 | % change | | |
|---------------|--|-----------------|---|-----------------|--|----------|------|----------|
| Uganda | Burundi | 2 digits | | | | | | |
| | | 10 | Cereals. | 0.21 | 5.02 | 2300.05 | | |
| | | 55 | Man-made staple fibres. | 0.63 | 0.83 | 31.26 | | |
| | | 33 | Essential oils and resinoids; perfumery, cosmetic or toilet preparations. | 0.54 | 0.70 | 30.15 | | |
| | | 52 | Cotton. | 0.18 | 0.59 | 236.51 | | |
| | | 87 | Vehicles other than railway or tramway rolling-stock, and parts and accessories thereof. | 0.86 | 0.55 | -36.54 | | |
| | | 72 | Iron and steel. | 0.71 | 0.54 | -23.54 | | |
| | | 15 | Animal or vegetable fats and oils and their cleavage products; prepared edible fats; | 0.06 | 0.53 | 823.52 | | |
| | | 84 | Nuclear reactors, boilers, machinery and mechanical appliances; parts thereof. | 0.68 | 0.49 | -28.03 | | |
| | | 22 | Beverages, spirits and vinegar. | 0.15 | 0.43 | 180.21 | | |
| | | 39 | Plastics and articles thereof. | 0.11 | 0.18 | 62.34 | | |
| | | 27 | Mineral fuels, mineral oils and products of their distillation; bituminous substances; | 0.32 | 0.18 | -44.76 | | |
| | | 30 | Pharmaceutical products. | 0.00 | 0.16 | 4611.65 | | |
| | | 34 | Soap, organic surface-active agents, washing preparations, lubricating preparations, | 0.06 | 0.15 | 171.71 | | |
| | | 85 | Electrical machinery and equipment and parts thereof; sound recorders and reproducers | 0.13 | 0.15 | 12.80 | | |
| | | 29 | Organic chemicals. | 0.01 | 0.14 | 846.28 | | |
| | | 21 | Miscellaneous edible preparations. | 0.24 | 0.14 | -41.12 | | |
| | | 76 | Aluminium and articles thereof. | 0.03 | 0.12 | 330.72 | | |
| | | 54 | Man-made filaments. | - | 0.12 | - | | |
| | | 36 | Explosives; pyrotechnic products; matches; pyrophoric alloys; certain combustible preparations. | 0.11 | 0.12 | 11.01 | | |
| | | 63 | Other made up textile articles; sets; worn clothing and worn textile articles; rags. | 0.13 | 0.12 | -6.92 | | |
| | | | | 4 digits | | | | |
| | | | | 1006 | Rice | 0.20 | 4.99 | 2439.32 |
| | | | | 5512 | Woven fabrics of >=85% synthetic staple fibres | 0.33 | 0.66 | 103.66 |
| | | | | 3306 | Preparations for oral or dental hygiene (incl. Denture fixative) | 0.44 | 0.62 | 38.77 |
| | | | | 5208 | Woven fabrics of cotton, with >=85% cotton, but <200g/m2 | 0.14 | 0.56 | 312.68 |
| | | | | 1517 | Margarine; edible preparations of animal or vegetable fats or oils, nes | 0.06 | 0.36 | 523.66 |
| | | | | 8704 | Motor vehicles for the transport of goods | 0.43 | 0.29 | -32.04 |
| | | | | 7210 | Rolled iron or non-alloy steel, >=600mm wide, clad, plated or coated | 0.06 | 0.26 | 311.92 |
| | | | | 7214 | Iron/steel bars and rods, forged, etc (incl. Twisted), uncoiled | 0.63 | 0.22 | -65.24 |
| | | | | 2207 | Ethyl alcohol, undenatured of >=80% alcohol, denatured spirits | 0.00 | 0.19 | 42121.64 |
| | | | | 2712 | Petroleum jelly; paraffin wax... And other mineral waxes, etc | 0.30 | 0.18 | -41.51 |
| | | | | 8471 | Automatic data processing machines...; magnetic readers..., nes | 0.04 | 0.17 | 325.89 |
| | | | | 1511 | Palm oil and its fractions wheather or not refined not chemically modified | - | 0.16 | - |
| | | | | 3004 | Medicaments of mixed or unmixed products, for retail sale | 0.00 | 0.16 | 4620.45 |
| | | | | 8703 | Motor cars and other motor vehicles for the transport of persons | 0.34 | 0.14 | -59.31 |
| | | | | 3901 | Polymers of ethylene, in primary forms | 0.04 | 0.13 | 270.74 |
| | | | | 7604 | Aluminium bars, rods and profiles | - | 0.12 | - |
| | | | | 5407 | Woven fabrics of synthetic filament yarn | - | 0.12 | - |
| | | 3605 | Matches, other than pyrotechnic articles of heading no 3604 | 0.11 | 0.12 | 11.01 | | |
| | | 8437 | Machines for cleaning... Seed...; milling... Machinery | 0.09 | 0.11 | 26.51 | | |
| | | 2106 | Food preparations not elsewhere specified or included | 0.16 | 0.10 | -36.49 | | |
| Kenya | Uganda | 2 digits | | | | | | |
| | | 27 | Mineral fuels, mineral oils and products of their | 53.29 | 48.00 | -9.94 | | |
| | | 84 | Nuclear reactors, boilers, machinery and mechanica | 8.29 | 9.75 | 17.59 | | |
| | | 87 | Vehicles other than railway or tramway rolling-sto | 12.15 | 9.47 | -22.10 | | |
| | | 31 | Fertilisers. | 11.03 | 9.40 | -14.74 | | |
| | | 30 | Pharmaceutical products. | 0.12 | 5.33 | 4512.40 | | |
| | | 39 | Plastics and articles thereof. | 5.47 | 4.31 | -21.22 | | |
| | | 28 | Inorganic chemicals; organic or inorganic compound | 2.51 | 4.07 | 62.02 | | |
| | | 85 | Electrical machinery and equipment and parts there | 3.26 | 3.99 | 22.25 | | |
| | | 38 | Miscellaneous chemical products. | 1.16 | 3.97 | 243.50 | | |
| | | 15 | Animal or vegetable fats and oils and their cleava | 0.04 | 2.62 | 7156.07 | | |
| | | 10 | Cereals. | 2.34 | 1.89 | -19.39 | | |
| | | 19 | Preparations of cereals, flour, starch or milk; pa | 0.00 | 1.82 | 62807.76 | | |
| | | 07 | Edible vegetables and certain roots and tubers. | 0.05 | 1.77 | 3686.98 | | |
| | | 29 | Organic chemicals. | 1.39 | 1.57 | 12.90 | | |
| | | 21 | Miscellaneous edible preparations. | 0.10 | 1.28 | 1244.38 | | |
| | | 34 | Soap, organic surface-active agents, washing prepa | 1.29 | 1.17 | -9.05 | | |
| | | 64 | Footwear, gaiters and the like; parts of such arti | 0.74 | 1.12 | 52.73 | | |
| | | 36 | Explosives; pyrotechnic products; matches; pyropho | 1.38 | 0.92 | -33.28 | | |
| | | 33 | Essential oils and resinoids; perfumery, cosmetic | 0.87 | 0.85 | -2.26 | | |
| 20 | Preparations of vegetables, fruit, nuts or other p | 0.00 | 0.62 | 20222.10 | | | | |

Table 8c: Intra-EAC Re-Exports of the major twenty products for 2012 compared to 2011, (USD millions)

| Partner state | Country of destination | Hs Level | Description of Goods | 2011 | 2012 | % change | |
|---------------|--|--|--|----------|--------|------------|--|
| Kenya | Uganda | 4 digits | | | | | |
| | | 2710 | Petroleum oils and oils obtained from bituminous m | 45.32 | 44.04 | -2.83 | |
| | | 3004 | Medicaments of mixed or unmixed products, for reta | 0.07 | 4.93 | 7090.36 | |
| | | 2711 | Petroleum gases and other gaseous hydrocarbons | 2.88 | 3.83 | 32.99 | |
| | | 8471 | Automatic data processing machines...; magnetic re | 2.99 | 3.70 | 23.56 | |
| | | 3102 | Mineral or chemical fertilizers, nitrogenous | 6.69 | 3.66 | -45.35 | |
| | | 8703 | Motor cars and other motor vehicles for the transp | 4.28 | 3.60 | -15.93 | |
| | | 8701 | Tractors (excl. Tractors of 87.09) | 5.01 | 3.49 | -30.28 | |
| | | 3105 | Mineral or chemical fertilizers, nes; other fertil | 2.86 | 3.40 | 19.17 | |
| | | 3907 | Polyethers and epoxide resins; polyesters, in prim | 4.41 | 3.17 | -27.96 | |
| | | 3808 | Insecticides, rodenticides... And similar products | 0.70 | 3.11 | 345.96 | |
| | | 1511 | Palm oil and its fractions wheather or not refined | 0.00 | 2.53 | 6506321.60 | |
| | | 2834 | Nitrites; nitrates | 1.20 | 2.03 | 69.26 | |
| | | 713 | Dried leguminous vegetables, shelled | 0.05 | 1.77 | 3686.79 | |
| | | 1901 | Malt extract; food preparations of flour, etc , ne | 0.00 | 1.75 | 241926.99 | |
| | | 8704 | Motor vehicles for the transport of goods | 1.56 | 1.58 | 1.08 | |
| | | 3103 | Mineral or chemical fertilizers, phosphatic | 1.34 | 1.56 | 16.10 | |
| | | 1005 | Maize(corn) | 2.34 | 1.54 | -33.98 | |
| | | 2106 | Food preparations not elsewhere specified or inclu | 0.08 | 1.24 | 1380.43 | |
| | 8517 | Electrical apparatus for line telephony or line te | 1.07 | 1.04 | -2.70 | | |
| | 8418 | Refrigerators, freezers, etc; heat pumps (excl. Ai | 0.34 | 1.01 | 197.62 | | |
| | | Tanzania | 2 digits | | | | |
| | 84 | | Nuclear reactors, boilers, machinery and mechanica | 6.87 | 14.07 | 104.76 | |
| | 27 | | Mineral fuels, mineral oils and products of their | 1.63 | 8.79 | 438.04 | |
| | 38 | | Miscellaneous chemical products. | 1.49 | 4.56 | 206.44 | |
| | 87 | | Vehicles other than railway or tramway rolling-sto | 6.03 | 4.27 | -29.08 | |
| | 85 | | Electrical machinery and equipment and parts there | 2.39 | 2.86 | 19.71 | |
| | 31 | | Fertilisers. | 0.31 | 1.97 | 540.28 | |
| | 28 | | Inorganic chemicals; organic or inorganic compound | 1.18 | 1.60 | 35.43 | |
| | 39 | | Plastics and articles thereof. | 0.83 | 1.33 | 61.77 | |
| | 73 | | Articles of iron or steel. | 0.20 | 0.85 | 332.09 | |
| | 29 | | Organic chemicals. | 0.47 | 0.78 | 65.26 | |
| | 76 | | Aluminium and articles thereof. | 0.23 | 0.50 | 121.01 | |
| | 33 | | Essential oils and resinoids; perfumery, cosmetic | 0.03 | 0.47 | 1414.44 | |
| | 90 | | Optical, photographic, cinematographic, measuring, | 0.07 | 0.46 | 583.94 | |
| | 32 | | Tanning or dyeing extracts; tannins and their deri | 0.45 | 0.37 | -16.94 | |
| | 19 | | Preparations of cereals, flour, starch or milk; pa | 0.01 | 0.37 | 6106.52 | |
| | 36 | | Explosives; pyrotechnic products; matches; pyropho | 0.07 | 0.34 | 410.52 | |
| | 40 | | Rubber and articles thereof. | 0.11 | 0.27 | 152.47 | |
| 34 | Soap, organic surface-active agents, washing prepa | | 0.10 | 0.22 | 113.24 | | |
| 35 | Albuminoidal substances; modified starches; glues; | 0.03 | 0.22 | 618.11 | | | |
| 72 | Iron and steel. | 0.06 | 0.16 | 166.27 | | | |
| | | 4 digits | | | | | |
| 3004 | Medicaments of mixed or unmixed products, for reta | 0.26 | 23.53 | 8970.12 | | | |
| 2710 | Petroleum oils and oils obtained from bituminous m | 1.51 | 8.54 | 466.59 | | | |
| 8443 | Printing machinery; machines for uses ancillary to | 1.03 | 4.00 | 288.67 | | | |
| 3808 | Insecticides, rodenticides... And similar products | 1.24 | 3.92 | 214.99 | | | |
| 8431 | Parts suitable for use with the machinery of 84.25 | | 3.30 | | | | |
| 3102 | Mineral or chemical fertilizers, nitrogenous | 0.07 | 1.63 | 2180.60 | | | |
| 8418 | Refrigerators, freezers, etc; heat pumps (excl. Ai | 0.05 | 1.53 | 2728.29 | | | |
| 8471 | Automatic data processing machines...; magnetic re | 2.00 | 1.29 | -35.42 | | | |
| 8429 | Self-propelled bulldozers, angledozers, graders, l | 0.92 | 1.23 | 32.91 | | | |
| 8716 | Trailers and semi-trailers; other vehicles, not ma | 0.54 | 1.14 | 113.05 | | | |
| 8703 | Motor cars and other motor vehicles for the transp | 0.83 | 1.14 | 36.88 | | | |
| 8701 | Tractors (excl. Tractors of 87.09) | 3.34 | 0.94 | -72.03 | | | |
| 8517 | Electrical apparatus for line telephony or line te | 0.34 | 0.81 | 141.38 | | | |
| 8704 | Motor vehicles for the transport of goods | 0.99 | 0.76 | -23.03 | | | |
| 3907 | Polyethers and epoxide resins; polyesters, in prim | 0.46 | 0.59 | 28.71 | | | |
| 7304 | Tubes, pipes and hollow profiles, seamless, of iro | 0.01 | 0.55 | 9160.23 | | | |
| 2833 | Sulphates; alums; peroxosulphates (persulphates) | 0.23 | 0.52 | 127.57 | | | |
| 8413 | Pumps for liquids; liquid elevators | 0.59 | 0.48 | -18.23 | | | |
| 7605 | Aluminium wire | 0.10 | 0.48 | 376.43 | | | |
| 3306 | Preparations for oral or dental hygiene (incl. Den | 0.00 | 0.41 | 14326.07 | | | |

Table 8c: Intra-EAC Re-Exports of the major twenty products for 2012 compared to 2011, (USD millions)

| Partner state | Country of destination | Hs Level | Description of Goods | 2011 | 2012 | % change | | | |
|---------------|------------------------|--|--|--|--------|--|-----------|------|--------|
| Kenya | Rwanda | 2 digits | 31 | Fertilisers. | 0.00 | 5.75 | | | |
| | | | 27 | Mineral fuels, mineral oils and products of their | 5.43 | 5.43 | -0.01 | | |
| | | | 30 | Pharmaceutical products. | 0.00 | 4.42 | | | |
| | | | 84 | Nuclear reactors, boilers, machinery and mechanica | 1.60 | 2.92 | 82.51 | | |
| | | | 85 | Electrical machinery and equipment and parts there | 0.87 | 1.76 | 101.72 | | |
| | | | 90 | Optical, photographic, cinematographic, measuring, | 0.04 | 0.94 | 2590.54 | | |
| | | | 28 | Inorganic chemicals; organic or inorganic compound | 0.07 | 0.64 | 762.44 | | |
| | | | 15 | Animal or vegetable fats and oils and their cleava | 0.01 | 0.54 | 6350.75 | | |
| | | | 70 | Glass and glassware. | 0.31 | 0.50 | 62.94 | | |
| | | | 40 | Rubber and articles thereof. | 0.14 | 0.44 | 206.02 | | |
| | | | 36 | Explosives; pyrotechnic products; matches; pyropho | 0.00 | 0.33 | 100039.90 | | |
| | | | 39 | Plastics and articles thereof. | 0.25 | 0.31 | 23.28 | | |
| | | | 22 | Beverages, spirits and vinegar. | 0.12 | 0.28 | 130.08 | | |
| | | | 33 | Essential oils and resinoids; perfumery, cosmetic | 0.18 | 0.23 | 28.33 | | |
| | | | 94 | Furniture; bedding, mattresses, mattress supports, | 0.09 | 0.21 | 135.96 | | |
| | | | 34 | Soap, organic surface-active agents, washing prepa | 0.08 | 0.20 | 141.53 | | |
| | | | 19 | Preparations of cereals, flour, starch or milk; pa | 0.03 | 0.16 | 526.08 | | |
| | | | 87 | Vehicles other than railway or tramway rolling-sto | 0.53 | 0.15 | -71.71 | | |
| | | | 48 | Paper and paperboard; articles of paper pulp, of p | 0.17 | 0.14 | -16.29 | | |
| | | | 25 | Salt; sulphur; earths and stone; plastering materi | 0.00 | 0.11 | 20195.26 | | |
| | | | | 4 digits | 3105 | Mineral or chemical fertilizers, nes; other fertil | 0.00 | 5.75 | |
| | | | | | 2710 | Petroleum oils and oils obtained from bituminous m | 5.01 | 4.99 | -0.42 |
| | | | | | 3004 | Medicaments of mixed or unmixed products, for reta | | 4.20 | |
| | | | | | 8471 | Automatic data processing machines...; magnetic re | 0.56 | 0.98 | 76.65 |
| | | | | | 8429 | Self-propelled bulldozers, angledozers, graders, l | 0.30 | 0.81 | 166.03 |
| | | 9018 | Instruments and appliances used in medical, surgic | | 0.01 | 0.66 | 11381.17 | | |
| | | 2815 | Hydroxides and peroxides of sodium or potassium | | 0.04 | 0.60 | 1296.73 | | |
| | | 1511 | Palm oil and its fractions wheather or not refined | | 0.00 | 0.53 | 742329.59 | | |
| | | 8517 | Electrical apparatus for line telephony or line te | | 0.31 | 0.51 | 65.82 | | |
| | | 7005 | Float glass and surface ground or polished glass, | | 0.29 | 0.47 | 65.40 | | |
| | | 2711 | Petroleum gases and other gaseous hydrocarbons | | 0.41 | 0.43 | 5.02 | | |
| | | 4011 | New pneumatic tyres, of rubber | | 0.14 | 0.34 | 143.32 | | |
| | | 3602 | Prepared explosives | | 0.00 | 0.29 | | | |
| | | 8502 | Electric generating sets and rotary converters | | 0.10 | 0.23 | 124.57 | | |
| | | 8413 | Pumps for liquids; liquid elevators | 0.12 | 0.22 | 79.09 | | | |
| | | 3005 | Wadding, gauze, etc with pharmaceutical substances | 0.00 | 0.21 | | | | |
| | | 8523 | Prepared unrecorded media for sound or similar rec | 0.02 | 0.21 | 1151.09 | | | |
| | | 9004 | Spectacles, goggles and the like, corrective, prot | 0.00 | 0.19 | | | | |
| | | 3306 | Preparations for oral or dental hygiene (incl. Den | 0.13 | 0.19 | 41.67 | | | |
| | 8501 | Electric motors and generators (excl. Generating s | 0.02 | 0.17 | 750.76 | | | | |
| | Burundi | 2 digits | 30 | Pharmaceutical products. | | 1.44 | | | |
| | | | 22 | Beverages, spirits and vinegar. | 0.69 | 0.45 | -34.34 | | |
| | | | 19 | Preparations of cereals, flour, starch or milk; pa | | 0.24 | | | |
| | | | 27 | Mineral fuels, mineral oils and products of their | 0.82 | 0.22 | -73.57 | | |
| | | | 84 | Nuclear reactors, boilers, machinery and mechanica | 0.73 | 0.18 | -75.09 | | |
| | | | 85 | Electrical machinery and equipment and parts there | 0.36 | 0.15 | -59.54 | | |
| | | | 28 | Inorganic chemicals; organic or inorganic compound | 0.01 | 0.07 | 754.78 | | |
| | | | 15 | Animal or vegetable fats and oils and their cleava | 0.05 | 0.05 | -6.11 | | |
| | | | 33 | Essential oils and resinoids; perfumery, cosmetic | | 0.03 | | | |
| | | | 11 | Products of the milling industry; malt; starches; | | 0.03 | | | |
| | | | 73 | Articles of iron or steel. | 0.05 | 0.01 | -71.88 | | |
| | | | 34 | Soap, organic surface-active agents, washing prepa | 0.00 | 0.01 | 534.36 | | |
| | | | 72 | Iron and steel. | 0.03 | 0.01 | -60.57 | | |
| | | | 10 | Cereals. | | 0.01 | | | |
| | 90 | Optical, photographic, cinematographic, measuring, | 0.01 | 0.01 | -23.23 | | | | |
| | 38 | Miscellaneous chemical products. | 0.00 | 0.00 | 50.99 | | | | |
| | 76 | Aluminium and articles thereof. | 0.00 | 0.00 | 111.58 | | | | |
| | 94 | Furniture; bedding, mattresses, mattress supports, | 0.00 | 0.00 | 133.56 | | | | |
| | 39 | Plastics and articles thereof. | 0.00 | 0.00 | -28.73 | | | | |
| | 96 | Miscellaneous manufactured articles. | 0.00 | 0.00 | 211.42 | | | | |

Table 8c: Intra-EAC Re-Exports of the major twenty products for 2012 compared to 2011, (USD millions)

| Partner state | Country of destination | Hs Level | Description of Goods | 2011 | 2012 | % change | | | |
|---------------|---|----------|--|---|------|--|--------|------|--------|
| Kenya | Burundi | 4 digits | 3004 | Medicaments of mixed or unmixed products, for reta | 0.00 | 1.44 | | | |
| | | | 2204 | Wine of fresh grapes, (incl. Fortified wines); oth | 0.55 | 0.36 | -34.74 | | |
| | | | 1901 | Malt extract; food preparations of flour, etc , ne | 0.00 | 0.24 | | | |
| | | | 2711 | Petroleum gases and other gaseous hydrocarbons | 0.40 | 0.16 | -60.93 | | |
| | | | 8436 | Other agricultural... Forestry machinery; poultry | 0.12 | 0.08 | -36.39 | | |
| | | | 2815 | Hydroxides and peroxides of sodium or potassium | 0.00 | 0.07 | | | |
| | | | 2710 | Petroleum oils and oils obtained from bituminous m | 0.40 | 0.06 | -84.88 | | |
| | | | 8502 | Electric generating sets and rotary converters | 0.15 | 0.06 | -62.52 | | |
| | | | 1511 | Palm oil and its fractions wheather or not refined | 0.05 | 0.05 | -6.11 | | |
| | | | 2208 | Undenatured ethyl alcohol of an alcoholic strength | 0.13 | 0.05 | -61.14 | | |
| | | | 2205 | Vermouth and other wine of fresh grapes, flavoured | 0.01 | 0.04 | 641.81 | | |
| | | | 8413 | Pumps for liquids; liquid elevators | 0.04 | 0.03 | -32.31 | | |
| | | | 8507 | Electric accumulators (incl. Separators therefor) | 0.01 | 0.03 | 375.21 | | |
| | | | 3306 | Preparations for oral or dental hygiene (incl. Den | 0.00 | 0.03 | | | |
| | | | 1108 | Starches and inulin | 0.00 | 0.03 | | | |
| | | | 8471 | Automatic data processing machines...; magnetic re | 0.12 | 0.02 | -83.49 | | |
| | | | 8415 | Air conditioning machines | 0.06 | 0.02 | -69.90 | | |
| | | | 8541 | Diodes, transistors, etc; photosensitive devices; | 0.01 | 0.02 | 80.23 | | |
| | | | 8501 | Electric motors and generators (excl. Generating s | 0.00 | 0.01 | 294.51 | | |
| 8421 | Centrifuges; filtering/purifying machinery... For | 0.01 | 0.01 | 155.45 | | | | | |
| Rwanda | Kenya | 2 digits | 27 | Mineral fuels, mineral oils and products of their distillation;bituminous substances | 3.35 | 8.54 | 155.27 | | |
| | | | 87 | Vehicles other than railway or tramway rolling?stock,and parts and accessories thereof | 0.24 | 0.96 | 305.88 | | |
| | | | 84 | Nuclear reactors, boilers, machineryand mechanical appliances; parts thereof | 0.28 | 0.07 | -74.28 | | |
| | | | 39 | Plastics and articles thereof | 0.19 | 0.07 | -64.30 | | |
| | | | 09 | Coffee, tea, mate and spices | - | 0.06 | - | | |
| | | | 85 | Electrical machinery and equipment and parts thereof;sound recorders and reproducers | 0.03 | 0.03 | -20.60 | | |
| | | | 90 | Optical, photographic,cinematographic, measuring, checking,precision, | 0.70 | 0.02 | -97.61 | | |
| | | | 70 | Ceramic products | 0.03 | 0.01 | -75.45 | | |
| | | | 44 | Wood and articles of wood; wood charcoal | 0.05 | 0.00 | -93.60 | | |
| | | | 76 | Aluminium and articles thereof | 0.00 | 0.00 | 141.54 | | |
| | | | 82 | Tools, implements, cutlery, spoons and forks, of base metal;parts thereof of base metal | 0.00 | 0.00 | -5.18 | | |
| | | | 49 | Printed books, newspapers, pictures and other products of the printing industry | 0.00 | 0.00 | 0.37 | | |
| | | | 73 | Articles of iron or steel | 0.00 | 0.00 | -46.12 | | |
| | | | 63 | Other made up textile articles; sets;worn clothing and worn textile articles; rags | 0.00 | 0.00 | 667.78 | | |
| | | | 41 | Raw hides and skins (other than furskins) and leather | - | - | - | | |
| | | 72 | Iron and steel | - | - | - | | | |
| | | 23 | Residues and waste from the food industries;prepared animal fodder | - | - | - | | | |
| | | 11 | Products of the milling industry; malt; starches;inulin; wheat gluten | - | - | - | | | |
| | | 96 | Miscellaneous manufactured articles | - | - | - | | | |
| | | 48 | Paper and paperboard; articles of paper pulp,of paper or of paperboard | - | - | - | | | |
| | | | | 4 digits | 2710 | Petroleum oils and oils obtained from bituminous minerals, other than crude; preparation | 3.35 | 8.54 | 155.27 |
| | | | | | 8716 | Trailers and semi-trailers; other vehicles, not mechanically propelled; parts thereof. | - | 0.69 | - |
| | | | | | 8704 | Motor vehicles for the transport of goods. | 0.18 | 0.18 | 4.57 |
| | | | | | 8703 | Motor cars and other motor vehicles principally designed for the transport of persons (o | 0.02 | 0.09 | 269.07 |
| | | | | | 8426 | Ships' derricks; cranes, including cable cranes; mobile lifting frames, straddle carrier | 0.22 | 0.07 | -68.53 |
| | | | | | 3923 | Articles for the conveyance or packing of goods, of plastics; stoppers, lids, caps and o | 0.18 | 0.07 | -63.72 |
| | | | | | 0901 | Coffee, whether or not roasted or decaffeinated; coffee husks and skins; coffee substitu | - | 0.06 | - |
| | | | | | 8518 | Microphones and stands therefor; loudspeakers, whether or not mounted in their enclosure | - | 0.02 | - |
| | | | | | 9030 | Oscilloscopes, spectrum analysers and other instruments and apparatus for measuring or c | 0.01 | 0.01 | 5.09 |
| | | | | | 7010 | Carboys, bottles, flasks, jars, pots, phials, ampoules and other containers, of glass, o | 0.03 | 0.01 | -75.45 |
| | | 9025 | Hydrometers and similar floating instruments, thermometers, pyrometers, barometers, hydr | | 0.01 | 0.01 | -0.60 | | |
| | | 8528 | Reception apparatus for television, whether or not incorporating radio-broadcast receive | | - | 0.00 | - | | |
| | | 9017 | Drawing, marking-out or mathematical calculating instruments (for example, drafting mach | | 0.00 | 0.00 | 127.19 | | |
| | | 8531 | Electric sound or visual signalling apparatus (for example, bells, sirens, indicator pan | | - | 0.00 | - | | |
| | | 4418 | Builders' joinery and carpentry of wood, including cellular wood panels, assembled parqu | | - | 0.00 | - | | |
| | | 8539 | Electric filament or discharge lamps, including sealed beam lamp units and ultra-violet | - | 0.00 | - | | | |
| | | 8204 | Hand-operated spanners and wrenches (including torque meter wrenches but not including t | 0.00 | 0.00 | 4.81 | | | |
| | | 8420 | Calendering or other rolling machines, other than for metals or glass, and cylinders the | - | 0.00 | - | | | |
| | | 7604 | Aluminium bars, rods and profiles. | 0.00 | 0.00 | 33.79 | | | |
| | | 4411 | Fibreboard of wood or other ligneous materials, whether or not bonded with resins or oth | 0.00 | 0.00 | 553.41 | | | |

Table 8c: Intra-EAC Re-Exports of the major twenty products for 2012 compared to 2011, (USD millions)

| Partner state | Country of destination | Hs Level | Description of Goods | 2011 | 2012 | % change | | |
|---------------|--|-----------------|---|-----------------|--|----------|------|--------|
| Rwanda | Tanzania | 2 digits | | | | | | |
| | | 27 | Mineral fuels, mineral oils and products of their distillation;bituminous substances | - | 3.38 | - | | |
| | | 87 | Vehicles other than railway or tramway rolling?stock,and parts and accessories thereof | 0.05 | 0.37 | 625.11 | | |
| | | 85 | Electrical machinery and equipment and parts thereof;sound recorders and reproducers | 0.00 | 0.09 | 2294.50 | | |
| | | 84 | Nuclear reactors, boilers, machineryand mechanical appliances; parts thereof | 0.14 | 0.09 | -37.18 | | |
| | | 10 | Cereals | 0.06 | 0.06 | 11.43 | | |
| | | 94 | Furniture; bedding, mattresses, mattress supports,cushions and similar stuffed furnishings; | - | 0.01 | - | | |
| | | 63 | Other made up textile articles; sets;worn clothing and worn textile articles; rags | 0.01 | 0.00 | -45.37 | | |
| | | 28 | Inorganic chemicals; organic or inorganic compounds of precious metals, of rare-earth metals, | - | 0.00 | - | | |
| | | 90 | Optical, photographic,cinematographic, measuring, checking,precision, | 0.00 | 0.00 | 286.87 | | |
| | | 69 | Ceramic products | - | 0.00 | - | | |
| | | 48 | Paper and paperboard; articles of paper pulp,of paper or of paperboard | - | 0.00 | - | | |
| | | 57 | Carpets and other textile floor coverings | - | 0.00 | - | | |
| | | 70 | Ceramic products | - | 0.00 | - | | |
| | | 26 | Ores, slag and ash | - | - | - | | |
| | | 09 | Coffee, tea, mate and spices | - | - | - | | |
| | | 11 | Products of the milling industry; malt; starches;inulin; wheat gluten | 0.00 | - | -100.00 | | |
| | | 74 | Copper and articles thereof | 0.00 | - | -100.00 | | |
| | | 96 | Miscellaneous manufactured articles | 0.00 | - | -100.00 | | |
| | | 41 | Raw hides and skins (other than furskins) and leather | 0.07 | - | -100.00 | | |
| | | 72 | Iron and steel | - | - | - | | |
| | | | | 4 digits | | | | |
| | | | | 2710 | Petroleum oils and oils obtained from bituminous minerals, other than crude; preparation | - | 3.37 | - |
| | | | | 8703 | Motor cars and other motor vehicles principally designed for the transport of persons (o | 0.05 | 0.29 | 473.92 |
| | | | | 8525 | Transmission apparatus for radio-telephony, radio-telegraphy, radio-broadcasting or tele | - | 0.09 | - |
| | | | | 1005 | Maize (corn). | - | 0.05 | - |
| | | | | 8702 | Motor vehicles for the transport of ten or more persons, including the driver. | - | 0.04 | - |
| | | | | 8479 | Machines and mechanical appliances having individual functions, not specified or include | 0.03 | 0.04 | 65.63 |
| | | | | 8704 | Motor vehicles for the transport of goods. | - | 0.03 | - |
| | | | | 8434 | Milking machines and dairy machinery. | - | 0.03 | - |
| | | | | 8459 | Machine-tools (including way-type unit head machines) for drilling, boring, milling, thr | - | 0.02 | - |
| | | | | 1006 | Rice. | 0.06 | 0.01 | -83.91 |
| | | | | 9403 | Other furniture and parts thereof. | - | 0.01 | - |
| | | | | 6305 | Sacks and bags, of a kind used for the packing of goods. | 0.01 | 0.00 | -66.50 |
| | | | | 8528 | Reception apparatus for television, whether or not incorporating radio-broadcast receive | - | 0.00 | - |
| | | | | 6309 | Worn clothing and other worn articles. | - | 0.00 | - |
| | | | | 2804 | Hydrogen, rare gases and other non-metals. | - | 0.00 | - |
| | | | | 8527 | Reception apparatus for radio-telephony, radio-telegraphy or radio-broadcasting, whether | - | 0.00 | - |
| | | | | 8418 | Refrigerators, freezers and other refrigerating or freezing equipment, electric or other | - | 0.00 | - |
| | | 8516 | Electric instantaneous or storage water heaters and immersion heaters; electric space he | - | 0.00 | - | | |
| | | 9007 | Cinematographic cameras and projectos, whether or not incorporating sound recording or r | - | 0.00 | - | | |
| | | 2716 | Electrical energy. (optional heading) | - | 0.00 | - | | |
| Uganda | | 2 digits | | | | | | |
| | | 27 | Mineral fuels, mineral oils and products of their distillation;bituminous substances | 1.16 | 10.21 | 780.82 | | |
| | | 87 | Vehicles other than railway or tramway rolling?stock,and parts and accessories thereof | 0.25 | 2.11 | 726.73 | | |
| | | 84 | Nuclear reactors, boilers, machineryand mechanical appliances; parts thereof | 0.26 | 0.72 | 175.12 | | |
| | | 90 | Optical, photographic,cinematographic, measuring, checking,precision, | 0.01 | 0.10 | 717.11 | | |
| | | 92 | Musical instruments;parts and accessories of such articles | 0.01 | 0.06 | 503.67 | | |
| | | 73 | Articles of iron or steel | 0.00 | 0.04 | 1184.76 | | |
| | | 85 | Electrical machinery and equipment and parts thereof;sound recorders and reproducers | 0.02 | 0.02 | -18.11 | | |
| | | 94 | Furniture; bedding, mattresses, mattress supports,cushions and similar stuffed furnishings; | 0.00 | 0.01 | 2772.86 | | |
| | | 63 | Other made up textile articles; sets;worn clothing and worn textile articles; rags | - | 0.01 | - | | |
| | | 39 | Plastics and articles thereof | 0.03 | 0.00 | -85.74 | | |
| | | 70 | Ceramic products | 0.01 | 0.00 | -37.79 | | |
| | | 22 | Beverages, spirits and vinegar | - | 0.00 | - | | |
| | | 28 | Inorganic chemicals; organic or inorganic compounds of precious metals, of rare-earth metals, | - | 0.00 | - | | |
| | | 17 | Sugars and sugar confectionery | 0.00 | 0.00 | 1043.93 | | |
| | | 48 | Paper and paperboard; articles of paper pulp,of paper or of paperboard | - | 0.00 | - | | |
| | | 30 | Pharmaceutical products | - | 0.00 | - | | |
| | | 62 | Articles of apparel and clothing accessories, not knittedor crocheted | - | 0.00 | - | | |
| | | 44 | Wood and articles of wood; wood charcoal | 0.00 | 0.00 | 68877.93 | | |
| | | 38 | Miscellaneous chemical products | - | 0.00 | - | | |
| 49 | Printed books, newspapers, pictures and other products of the printing industry; manuscripts | 0.00 | 0.00 | 92.81 | | | | |

Table 8c: Intra-EAC Re-Exports of the major twenty products for 2012 compared to 2011, (USD millions)

| Partner state | Country of destination | Hs Level | Description of Goods | 2011 | 2012 | % change |
|---------------|------------------------|----------|--|------|-------|----------|
| Rwanda | Uganda | 4 digits | 2710 Petroleum oils and oils obtained from bituminous minerals, other than crude; preparation | 1.16 | 10.21 | 780.82 |
| | | | 8703 Motor cars and other motor vehicles principally designed for the transport of persons (o | 0.16 | 1.61 | 880.27 |
| | | | 8429 Self-propelled bulldozers, angledozers, graders, levellers, scrapers, mechanical shovels | 0.15 | 0.68 | 340.36 |
| | | | 8704 Motor vehicles for the transport of goods. | 0.09 | 0.45 | 395.44 |
| | | | 9010 Apparatus and equipment for photographic (including cinematographic) laboratories (inclu | - | 0.08 | - |
| | | | 8705 Special purpose motor vehicles, other than those principally designed for the transport | - | 0.05 | - |
| | | | 9208 Musical boxes, fairground organs, mechanical street organs, mechanical singing birds, mu | - | 0.03 | - |
| | | | 8430 Other moving, grading, levelling, scraping, excavating, tamping, compacting, extracting | - | 0.03 | - |
| | | | 7308 Structures (excluding prefabricated buildings of heading 94.06) and parts of structures | - | 0.03 | - |
| | | | 9008 Image projectors, other than cinematographic; photographic (other than cinematographic) | - | 0.02 | - |
| | | | 9405 Lamps and lighting fittings including searchlights and spotlights and parts thereof, not | 0.00 | 0.01 | 2772.86 |
| | | | 9206 Percussion musical instruments (for example, drums, xylophones, cymbals, castanets, mara | - | 0.01 | - |
| | | | 9209 Parts (for example, mechanisms for musical boxes) and accessories (for example, cards, d | 0.01 | 0.01 | 70.82 |
| | | | 6306 Tarpaulins, awnings and sunblinds; tents; sails for boats, sailboards or landcraft; camp | - | 0.01 | - |
| | | | 8518 Microphones and stands therefor; loudspeakers, whether or not mounted in their enclosure | 0.01 | 0.01 | 36.10 |
| | | | 8431 Parts suitable for use solely or principally with the machinery of headings 84.25 to 84. | 0.10 | 0.01 | -93.08 |
| | | | 8526 Radar apparatus, radio navigational aid apparatus and radio remote control apparatus. | - | 0.01 | - |
| | | | 7306 Other tubes, pipes and hollow profiles (for example, open seam or welded, riveted or sim | 0.00 | 0.00 | 662.99 |
| | | | 9207 Musical instruments, the sound of which is produced, or must be amplified, electrically | 0.00 | 0.00 | 41.05 |
| | | | 3923 Articles for the conveyance or packing of goods, of plastics; stoppers, lids, caps and o | 0.03 | 0.00 | -85.74 |
| Burundi | Burundi | 2 digits | 87 Vehicles other than railway or tramway rolling?stock,and parts and accessories thereof | 2.60 | 3.61 | 38.93 |
| | | | 27 Mineral fuels, mineral oils and products of their distillation;bituminous substances; | 0.07 | 0.35 | 391.86 |
| | | | 84 Nuclear reactors, boilers, machineryand mechanical appliances; parts thereof | 0.06 | 0.07 | 22.60 |
| | | | 73 Articles of iron or steel | - | 0.01 | - |
| | | | 85 Electrical machinery and equipment and parts thereof;sound recorders and reproducers, | 0.01 | 0.01 | 43.78 |
| | | | 20 Preparations of vegetables, fruit, nuts or other parts of plants | - | 0.01 | - |
| | | | 40 Rubber and articles thereof | - | 0.00 | - |
| | | | 82 Tools, implements, cutlery, spoons and forks, of base metal;parts thereof of base metal | 0.00 | 0.00 | 23870.60 |
| | | | 10 Cereals | - | - | - |
| | | | 72 Iron and steel | 0.04 | - | -100.00 |
| | | | 39 Plastics and articles thereof | 0.00 | - | -100.00 |
| | | | 07 Edible vegetables and certain roots and tubers | - | - | - |
| | | | 22 Beverages, spirits and vinegar | 0.00 | - | -100.00 |
| | | | 70 Ceramic products | - | - | - |
| | | | 25 Salt; sulphur; earths and stone;plastering materials, lime and cement | - | - | - |
| | | | 64 Footwear, gaiters and the like; parts of such articles | - | - | - |
| | | | 33 Essential oils and resinoids; perfumery,cosmetic or toilet preparations | - | - | - |
| | | | 01 Live animals | - | - | - |
| | | | 94 Furniture; bedding, mattresses, mattress supports,cushions and similar stuffed furnishings; | 0.00 | - | -100.00 |
| | | | 11 Products of the milling industry; malt; starches;inulin; wheat gluten | 0.13 | - | -100.00 |
| | | 4 digits | 8703 Motor cars and other motor vehicles principally designed for the transport of persons (o | 2.15 | 3.00 | 39.48 |
| | | | 8704 Motor vehicles for the transport of goods. | 0.36 | 0.30 | -16.63 |
| | | | 2710 Petroleum oils and oils obtained from bituminous minerals, other than crude; preparation | 0.07 | 0.24 | 246.52 |
| | | | 8702 Motor vehicles for the transport of ten or more persons, including the driver. | 0.07 | 0.19 | 158.27 |
| | | | 8705 Special purpose motor vehicles, other than those principally designed for the transport | - | 0.12 | - |
| | | | 2711 Petroleum gases and other gaseous hydrocarbons. | - | 0.10 | - |
| | | | 8415 Air conditioning machines, comprising a motor-driven fan and elements for changing the t | - | 0.04 | - |
| | | | 7311 Containers for compressed or liquefied gas, of iron or steel. | - | 0.01 | - |
| | | | 8429 Self-propelled bulldozers, angledozers, graders, levellers, scrapers, mechanical shovels | - | 0.01 | - |
| | | | 8418 Refrigerators, freezers and other refrigerating or freezing equipment, electric or other | 0.01 | 0.01 | 13.72 |
| | | | 2009 Fruit juices (including grape must) and vegetable juices, unfermented and not containing | - | 0.01 | - |
| | | | 8459 Machine-tools (including way-type unit head machines) for drilling, boring, milling, thr | - | 0.01 | - |
| | | | 8528 Reception apparatus for television, whether or not incorporating radio-broadcast receive | 0.00 | 0.01 | 44.92 |
| | | | 4014 Hygienic or pharmaceutical articles (including teats), of vulcanised rubber other than h | - | 0.00 | - |
| | | | 8527 Reception apparatus for radio-telephony, radio-telegraphy or radio-broadcasting, whether | - | 0.00 | - |
| | | | 8207 Interchangeable tools for hand tools, whether or not power-operated, or for machine-tool | - | 0.00 | - |
| | | | 8430 Other moving, grading, levelling, scraping, excavating, tamping, compacting, extracting | - | 0.00 | - |
| | | | 1005 Maize (corn). | - | - | - |
| | | | 7214 Other bars and rods of iron or non-alloy steel, not further worked than forged, hot-roll | 0.04 | - | -100.00 |
| | | | 3923 Articles for the conveyance or packing of goods, of plastics; stoppers, lids, caps and o | - | - | - |

Table 8c: Intra-EAC Re-Exports of the major twenty products for 2012 compared to 2011, (USD millions)

| Partner state | Country of destination | Hs Level | Description of Goods | 2011 | 2012 | % change |
|---------------|--|---|--|------|--------|-----------|
| Burundi | Kenya | 2 digits | | | | |
| | | 72 | Iron And Steel | 0.09 | 0.10 | 10.34 |
| | | 84 | Nuclear Reactors, Boilers, Mchy & Mech Appliance; Parts | 0.00 | 0.13 | 43318.04 |
| | | 79 | Zinc And Articles Thereof | 0.00 | 0.00 | - |
| | | 76 | Aluminium And Articles Thereof | 0.00 | 0.00 | - |
| | | 90 | Optical, Photo, Cine, Meas, Checking, Precision, Etc | 0.00 | 0.01 | - |
| | | 4 digits | | | | |
| | | 7204 | Ferrous Waste And Scrap; Remelting Scrap Ingots Of Iron Or Steel | 0.09 | 0.10 | 10.34 |
| | | 7602 | Aluminium Waste And Scrap | 0.00 | 0.00 | - |
| | | 7902 | Zinc Waste And Scrap | 0.00 | 0.00 | - |
| | 8472 | Other Office Machines (Incl. Hectograph... Duplicating Machines...) | 0.00 | 0.00 | - | |
| | 8479 | Machines And Mechanical Appliances, Having Individual Functions, Nes | 0.00 | 0.00 | - | |
| | 9031 | Measuring Or Checking Instruments, Appliances And Machines, Nes | 0.00 | 0.00 | - | |
| | Tanzania | 2 digits | | | | |
| | | 72 | Iron And Steel | 0.99 | 0.38 | -61.37 |
| | | 79 | Zinc And Articles Thereof | 0.01 | 0.00 | -100.00 |
| | | 87 | Vehicles O/T Railw/Tramw Roll-Stock, Pts & Accessories | 0.00 | 2.21 | 147217.37 |
| | | 85 | Electrical Mchy Equip Parts Thereof; Sound Recorder Etc | 0.00 | 0.01 | 805.77 |
| | | 84 | Nuclear Reactors, Boilers, Mchy & Mech Appliance; Parts | 0.00 | 1.07 | 237791.25 |
| | | 4 digits | | | | |
| 7204 | | Ferrous Waste And Scrap; Remelting Scrap Ingots Of Iron Or Steel | 0.99 | 0.38 | -61.37 | |
| 8430 | | Earth Moving... Machinery, Nes; Pile-Drivers/Extractors; Snow-Ploughs | 0.00 | 0.05 | - | |
| 8431 | | Parts Suitable For Use With The Machinery Of 84.25 To 84.30 | 0.00 | 0.00 | - | |
| 8504 | Electrical Transformers, Static Converters And Inductors | 0.00 | 0.00 | - | | |
| Uganda | 2 digits | | | | | |
| | 72 | Iron And Steel | 0.91 | 0.49 | -46.11 | |
| | 84 | Nuclear Reactors, Boilers, Mchy & Mech Appliance; Parts | 0.00 | 0.18 | - | |
| | 85 | Electrical Mchy Equip Parts Thereof; Sound Recorder Etc | 0.00 | 0.05 | - | |
| | 79 | Zinc And Articles Thereof | 0.00 | 0.00 | - | |
| | 31 | Fertilisers | 0.00 | 0.00 | - | |
| | 70 | Glass And Glassware | 0.00 | 0.20 | - | |
| | 4 digits | | | | | |
| | 7204 | Ferrous Waste And Scrap; Remelting Scrap Ingots Of Iron Or Steel | 0.91 | 0.49 | -46.54 | |
| | 7002 | Glass In Balls, Rods Or Tubes, Unworked | 0.00 | 0.00 | - | |
| 8478 | Machinery For Preparing Or Making Up Tobacco, Nes | 0.00 | 0.15 | - | | |
| 8504 | Electrical Transformers, Static Converters And Inductors | 0.00 | 0.00 | - | | |
| 3105 | Mineral Or Chemical Fertilizers, Nes; Other Fertilizers; Goods =<10Kg | 0.00 | 0.00 | - | | |
| 7210 | Rolled Iron Or Non-Alloy Steel, >=600Mm Wide, Clad, Plated Or Coated | 0.00 | 0.00 | - | | |
| 7010 | Carboys, Bottles, Flasks... Ampoules, Etc; Stoppers, Lids..., Of Glass | 0.00 | 0.20 | - | | |

Table 8c: Intra-EAC Re-Exports of the major twenty products for 2012 compared to 2011, (USD millions)

| Partner state | Country of destination | Hs Level | Description of Goods | 2011 | 2012 | % change | | |
|---------------|------------------------|-----------------|--|-----------------|---|-----------|------|-----------|
| Tanzania | Kenya | 2 digits | | | | | | |
| | | 84 | Nuclear Reactors, Boilers, Mchy & Mech Appliance; Parts | 1.87 | 5.81 | 211.29 | | |
| | | 73 | Articles Of Iron And Steel | 0.21 | 2.47 | 1060.28 | | |
| | | 27 | Mineral Fuels, Oils & Product Of Their Distillation; Etc | 0.01 | 2.05 | 24609.36 | | |
| | | 87 | Vehicles O/T Railw/Tranw Rool-Stock, Pts & Accessories | 0.71 | 1.72 | 140.20 | | |
| | | 70 | Glass And Glassware | 0.00 | 1.33 | 329516.54 | | |
| | | 85 | Electrical Mchy Equip Parts Thereof; Sound Recorder Etc | 0.22 | 0.74 | 237.19 | | |
| | | 90 | Optical, Photo, Cine, Meas, Checking, Precision, Etc | 0.08 | 0.65 | 721.76 | | |
| | | 94 | Furniture; Bedding, Mattress, Matt Support, Cushion Etc | 0.02 | 0.29 | 1319.48 | | |
| | | 39 | Plastics And Articles Thereof | 0.03 | 0.22 | 687.73 | | |
| | | 04 | Dairy Prod; Birds' Eggs; Natural Honey; Edible Prod Nes | 0.07 | 0.20 | 176.56 | | |
| | | 69 | Ceramic Products | 0.00 | 0.15 | 84343.09 | | |
| | | 31 | Fertilisers | 0.00 | 0.10 | - | | |
| | | 82 | Tool, Implement, Cutlery, Spoon & Fork, Of Base Met Etc | 0.00 | 0.08 | 64115.38 | | |
| | | 63 | Other Made Up Textile Articles; Sets; Worn Clothing Etc | 0.48 | 0.07 | -84.65 | | |
| | | 58 | Special Wooven Fab; Tufted Tex Fab; Lace; Tapestries Etc | 0.00 | 0.07 | 52442.52 | | |
| | | 49 | Printed Books, Newspapers, Pictures & Other Product Etc | 0.00 | 0.07 | 3080.50 | | |
| | | 32 | Tanning/Dyeing Extract; Tannins & Derivs; Pigm Etc | 0.00 | 0.05 | - | | |
| | | 36 | Explosives; Pyrotechnic Prod; Matches; Pyro Alloy; Etc | 0.03 | 0.03 | 3.25 | | |
| | | 20 | Prep Of Vegetable, Fruit, Nuts Or Other Parts Of Plants | 0.04 | 0.02 | -51.96 | | |
| | | 38 | Miscellaneous Chemical Products | 0.02 | 0.02 | 5.45 | | |
| | | | | 4 digits | | | | |
| | | | | 8429 | Self-Propelled Bulldozers, Angledozer, Graders, Levellers, Etc | 0.10 | 2.61 | 0.00 |
| | | | | 7304 | Tubes, Pipes And Hollow Profiles, Seamless, Of Iron (Excl. Cast), Steel | 0.00 | 1.91 | 0.00 |
| | | | | 2711 | Petroleum Gases And Other Gaseous Hydrocarbons | 0.00 | 1.68 | 0.00 |
| | | | | 7010 | Carboys, Bottles, Flasks... Ampoules, Etc; Stoppers, Lids..., Of Glass | 0.00 | 1.33 | 0.00 |
| | | | | 8431 | Parts Suitable For Use With The Machinery Of 84.25 To 84.30 | 0.00 | 1.16 | 115900.00 |
| | | | | 8705 | Special Purpose Motor Vehicles (Eg Crane, Fire-Fighting, Etc, Vehicles) | 0.24 | 0.57 | 138.49 |
| | | | | 8704 | Motor Vehicles For The Transport Of Goods | 0.06 | 0.56 | 0.00 |
| | | | | 9007 | Cinematographic Cameras And Projectors | 0.04 | 0.40 | 0.00 |
| | | | | 8465 | Machine-Tools For Working Wood, Cork, Bone, Hard Rubber, Etc | 0.00 | 0.38 | 0.00 |
| | | | | 2710 | Petroleum Oils And Oils Obtained From Bituminous Minerals, Other Than Crude | 0.01 | 0.37 | 4575.00 |
| | | | | 8703 | Motor Cars And Other Motor Vehicles For The Transport Of Persons | 0.16 | 0.37 | 126.38 |
| | | 8426 | Derricks; Cranes; Mobile Lifting Frames... Trucks Fitted With A Crane | 1.37 | 0.27 | -80.01 | | |
| | | 9406 | Prefabricated Buildings | 0.00 | 0.27 | 0.00 | | |
| | | 8502 | Electric Generating Sets And Rotary Converters | 0.05 | 0.26 | 0.00 | | |
| | | 8427 | Fork-Lift Trucks; Works Trucks Fitted With Lifting/Handling Equipment | 0.02 | 0.26 | 962.50 | | |
| | | 8481 | Taps, Cocks, Valves And Similar Appliances For Pipes, Boiler Shells... | 0.00 | 0.20 | 0.00 | | |
| | | 0402 | Milk And Cream, Concentrated Or Sweetened | 0.07 | 0.20 | 172.22 | | |
| | | 8528 | Television Receivers (Incl. Video Monitors And Video Projectors) | 0.00 | 0.18 | 5966.67 | | |
| | | 9015 | Surveying, Hydrographic, Oceanographic... Instruments/Appliances, Nes | 0.02 | 0.18 | 0.00 | | |
| | | 6912 | Ceramic Tableware, Kitchenware Excl. Porcelain Or China | 0.00 | 0.15 | 0.00 | | |

Table 8c: Intra-EAC Re-Exports of the major twenty products for 2012 compared to 2011, (USD millions)

| Partner state | Country of destination | Hs Level | Description of Goods | 2011 | 2012 | % change | |
|---------------|------------------------|--|--|---|---------|-----------|--------|
| Tanzania | Uganda | 2 digits | | | | | |
| | | 10 | Cereals | 4.19 | 23.55 | 462.48 | |
| | | 84 | Nuclear Reactors, Boilers, Mchy & Mech Appliance; Parts | 1.65 | 5.34 | 223.09 | |
| | | 31 | Fertilisers | 1.84 | 3.17 | 72.70 | |
| | | 27 | Mineral Fuels, Oils & Product Of Their Distillation; Etc | 0.18 | 2.29 | 1185.92 | |
| | | 90 | Optical, Photo, Cine, Meas, Checking, Precision, Etc | 0.01 | 1.26 | 11775.89 | |
| | | 85 | Electrical Mchy Equip Parts Thereof; Sound Recorder Etc | 0.09 | 0.50 | 480.91 | |
| | | 63 | Other Made Up Textile Articles; Sets; Worn Clothing Etc | 0.00 | 0.37 | 168123.85 | |
| | | 87 | Vehicles O/T Railw/Tranw Rool-Stock, Pts & Accessories | 0.18 | 0.19 | 0.00 | |
| | | 96 | Miscellaneous Manufactured Articles | 0.00 | 0.07 | 0.00 | |
| | | 39 | Plastics And Articles Thereof | 0.19 | 0.03 | 0.00 | |
| | | 38 | Miscellaneous Chemical Products | 0.00 | 0.02 | 0.00 | |
| | | 17 | Sugars And Sugar Confectionery | 0.00 | 0.02 | 0.00 | |
| | | 34 | Soap, Organic Surface-Active Agents, Washing Prep, Etc | 0.00 | 0.02 | 0.00 | |
| | | 73 | Articles Of Iron And Steel | 0.00 | 0.01 | 0.00 | |
| | | 44 | Wood And Articles Of Wood; Wood Charcoal | 0.00 | 0.01 | 0.00 | |
| | | 19 | Prep Of Cereal, Flour, Starch/Milk; Pastrycooks' Prod | 0.01 | 0.01 | -21.88 | |
| | | 94 | Furniture; Bedding, Mattress, Matt Support, Cushion Etc | 0.00 | 0.01 | 0.00 | |
| | | 86 | Railw/Tramw Locom, Rolling-Stock & Parts Thereof; Etc | 0.00 | 0.01 | 0.00 | |
| | | 04 | Dairy Prod; Birds' Eggs; Natural Honey; Edible Prod Nes | 0.00 | 0.00 | 0.00 | |
| | 70 | Glass And Glassware | 0.00 | 0.00 | 0.00 | | |
| | | | 4 digits | | | | |
| | | | 1001 | Wheat And Meslin | 4.19 | 23.55 | 462.46 |
| | | | 8431 | Parts Suitable For Use With The Machinery Of 84.25 To 84.30 | 0.00 | 4.70 | 0.00 |
| | | | 3102 | Mineral Or Chemical Fertilizers, Nitrogenous | 0.39 | 2.41 | 0.00 |
| | | | 2711 | Petroleum Gases And Other Gaseous Hydrocarbons | 0.00 | 2.15 | 0.00 |
| | | | 9015 | Surveying, Hydrographic, Oceanographic... Instruments/Appliances, Nes | 0.01 | 1.24 | 0.00 |
| | | | 8429 | Self-Propelled Bulldozers, Angledozer, Graders, Levellers, Etc | 0.95 | 0.32 | -66.53 |
| | | | 3103 | Mineral Or Chemical Fertilizers, Phosphatic | 0.47 | 0.31 | 0.00 |
| | | | 8504 | Electrical Transformers, Static Converters And Inductors | 0.00 | 0.27 | 0.00 |
| | | | 6306 | Tarpaulins, Etc; Tents; Sails; Camping Equipment | 0.00 | 0.26 | 0.00 |
| | | | 3105 | Mineral Or Chemical Fertilizers, Nes; Other Fertilizers; Goods =<10Kg | 0.28 | 0.23 | 0.00 |
| | | | 3104 | Mineral Or Chemical Fertilizers, Potassic | 0.70 | 0.22 | 0.00 |
| | | | 2710 | Petroleum Oils And Oils Obtained From Bituminous Minerals, Other Than Crude | 0.18 | 0.15 | 0.00 |
| | | | 8467 | Tools For Working In The Hand, Pneumatic Or With Non-Electric Motor | 0.00 | 0.14 | 0.00 |
| | | | 8502 | Electric Generating Sets And Rotary Converters | 0.00 | 0.14 | 0.00 |
| | | | 8703 | Motor Cars And Other Motor Vehicles For The Transport Of Persons | 0.01 | 0.10 | 0.00 |
| | | | 8413 | Pumps For Liquids; Liquid Elevators | 0.00 | 0.09 | 0.00 |
| | | | 6301 | Blankets and Travelling Rugs | 0.00 | 0.08 | 0.00 |
| | | | 9617 | Vacuum Flasks And Other Vacuum Vessels | 0.00 | 0.07 | 0.00 |
| | | 8701 | Tractors (Excl. Tractors Of 87.09) | 0.00 | 0.06 | 0.00 | |
| | | 8518 | Microphones; Loudspeakers; Headphones...; Electric Amplifiers... | 0.00 | 0.03 | 0.00 | |
| | Burundi | 2 digits | | | | | |
| | | 31 | Fertilisers | 7.81 | 4.35 | -44.31 | |
| | | 84 | Nuclear Reactors, Boilers, Mchy & Mech Appliance; Parts | 0.08 | 2.98 | 0.00 | |
| | | 73 | Articles Of Iron And Steel | 0.00 | 0.14 | 68203.35 | |
| | | 39 | Plastics And Articles Thereof | 0.05 | 0.14 | 156.87 | |
| | | 85 | Electrical Mchy Equip Parts Thereof; Sound Recorder Etc | 0.03 | 0.14 | 327.09 | |
| | | 63 | Other Made Up Textile Articles; Sets; Worn Clothing Etc | 0.00 | 0.10 | 0.00 | |
| | | 72 | Iron And Steel | 0.00 | 0.10 | 0.00 | |
| | | 36 | Explosives; Pyrotechnic Prod; Matches; Pyro Alloy; Etc | 0.01 | 0.10 | 882.83 | |
| | | 46 | Manufactures Os Straw, Esparto/Other Plaiting Mat; Etc | 0.00 | 0.08 | 0.00 | |
| | | 87 | Vehicles O/T Railw/Tranw Rool-Stock, Pts & Accessories | 0.01 | 0.07 | 502.77 | |
| | | 27 | Mineral Fuels, Oils & Product Of Their Distillation; Etc | 0.10 | 0.05 | -55.08 | |
| | | 76 | Aluminium And Articles Thereof | 0.00 | 0.04 | 0.00 | |
| | | 94 | Furniture; Bedding, Mattress, Matt Support, Cushion Etc | 0.00 | 0.03 | 0.00 | |
| | | 68 | Art Of Stone, Plaster, Cement, Asbestos, Mica/Sim Mat | 0.00 | 0.01 | 0.00 | |
| | | 54 | Man-Made Filaments | 0.00 | 0.01 | 0.00 | |
| | | 83 | Miscellaneous Articles Of Base Metal | 0.00 | 0.01 | 0.00 | |
| | | 25 | Salt; Sulphur; Earth & Ston; Plastering Mat; Lime & Cem | 0.00 | 0.01 | 0.00 | |
| | 28 | Inorgn Chem; Compds Of Prec Met, Radioact Elements Etc | 0.00 | 0.01 | 257.78 | | |
| | 70 | Glass And Glassware | 0.00 | 0.01 | 1214.14 | | |
| | 29 | Organic Chemicals | 0.00 | 0.01 | 0.00 | | |

Table 8c: Intra-EAC Re-Exports of the major twenty products for 2012 compared to 2011, (USD millions)

| Partner state | Country of destination | Hs Level | Description of Goods | 2011 | 2012 | % change | |
|--|--|----------|--|---|--------|----------|--------|
| Tanzania | Burundi | 4 digits | 8432 Machinery For Soil Preparation/Cultivation; Lawn/Sports-Ground Rollers | 0.00 | 2.87 | 0.00 | |
| | | | 3102 Mineral Or Chemical Fertilizers, Nitrogenous | 7.53 | 2.26 | 0.00 | |
| | | | 3105 Mineral Or Chemical Fertilizers, Nes; Other Fertilizers; Goods =<10Kg | 0.05 | 2.09 | 0.00 | |
| | | | 7323 Table, Kitchen Or Household Articles And Parts Thereof Of Iron Or Steel | 0.00 | 0.12 | 0.00 | |
| | | | 7215 Other Bars And Rods Of Iron Or Non-Alloy Steel | 0.00 | 0.10 | 0.00 | |
| | | | 3602 Prepared Explosives | 0.01 | 0.10 | 0.00 | |
| | | | 8502 Electric Generating Sets And Rotary Converters | 0.02 | 0.09 | 0.00 | |
| | | | 4601 Plaits, Etc; Plaiting Materials, Etc, Woven, In Sheet Form | 0.00 | 0.08 | 0.00 | |
| | | | 3901 Polymers Of Ethylene, In Primary Forms | 0.05 | 0.08 | 0.00 | |
| | | | 8708 Parts And Accessories Of The Motor Vehicles Of 87.01 To 87.05 | 0.00 | 0.07 | 0.00 | |
| | | | 8451 Machinery, Nes, For Washing, Cleaning, Wringing, Drying, Ironing, Etc | 0.00 | 0.05 | 0.00 | |
| | | | 2712 Petroleum Jelly; Paraffin Wax... And Other Mineral Waxes, Etc | 0.05 | 0.04 | 0.00 | |
| | | | 3907 Polyethers And Epoxide Resins; Polyesters, In Primary Forms | 0.00 | 0.04 | 0.00 | |
| | | | 6306 Tarpaulins, Etc; Tents; Sails; Camping Equipment | 0.00 | 0.04 | 0.00 | |
| | | | 8501 Electric Motors And Generators (Excl. Generating Sets) | 0.00 | 0.04 | 0.00 | |
| | | | 6304 Other Furnishing Articles, Nes (Excl. Of 94.04) | 0.00 | 0.04 | 0.00 | |
| | | | 7610 Aluminium Structures And Parts Of Structures; Plates, Rods... Therefor | 0.00 | 0.03 | 0.00 | |
| | | | 6301 Blanketsand Travelling Rugs | 0.00 | 0.03 | 0.00 | |
| | 9404 Mattress Supports; Articles Of Bedding, Sprung, Stuffed, Etc | 0.00 | 0.03 | 0.00 | | | |
| | 8401 Nuclear Reactors; Fuel Elements...; Machinery For Isotopic Separation | 0.00 | 0.03 | 0.00 | | | |
| | Rwanda | 2 digits | 31 Fertilisers | 21.07 | 25.19 | 19.54 | |
| | | | 85 Electrical Mchy Equip Parts Thereof; Sound Recorder Etc | 0.38 | 2.47 | 0.00 | |
| | | | 84 Nuclear Reactors, Boilers, Mchy & Mech Appliance; Parts | 0.83 | 0.97 | 0.00 | |
| | | | 27 Mineral Fuels, Oils & Product Of Their Distillation; Etc | 0.12 | 0.74 | 523.25 | |
| | | | 87 Vehicles O/T Railw/Tranw Rool-Stock, Pts & Accessories | 1.13 | 0.58 | -48.30 | |
| | | | 36 Explosives; Pyrotechnic Prod; Matches; Pyro Alloy; Etc | 0.46 | 0.53 | 15.02 | |
| | | | 69 Ceramic Products | 0.41 | 0.35 | -14.86 | |
| | | | 10 Cereals | 8.38 | 0.21 | 0.00 | |
| | | | 39 Plastics And Articles Thereof | 0.02 | 0.20 | 856.63 | |
| | | | 76 Aluminium And Articles Thereof | 0.00 | 0.16 | 18054.42 | |
| | | | 73 Articles Of Iron And Steel | 0.03 | 0.12 | 271.51 | |
| | | | 15 Animal/Veg Fats & Oil & Their Cleavage Products; Etc | 0.00 | 0.10 | 0.00 | |
| | | | 63 Other Made Up Textile Articles; Sets; Worn Clothing Etc | 0.00 | 0.09 | 0.00 | |
| | | | 28 Inorgn Chem; Comps Of Prec Met, Radioact Elements Etc | 0.00 | 0.05 | 0.00 | |
| | | | 44 Wood And Articles Of Wood; Wood Charcoal | 0.01 | 0.03 | 0.00 | |
| | | | 20 Prep Of Vegetable, Fruit, Nuts Or Other Parts Of Plants | 0.02 | 0.02 | 0.00 | |
| | | | 70 Glass And Glassware | 0.04 | 0.02 | 0.00 | |
| | | | 29 Organic Chemicals | 0.00 | 0.01 | 0.00 | |
| 32 Tanning/Dyeing Extract; Tannins & Derivs; Pigm Etc | | | 0.00 | 0.01 | 0.00 | | |
| 48 Paper & Paperboard; Art Of Paper Pulp, Paper/Paperboard | | | 0.03 | 0.01 | 0.00 | | |
| | | | 4 digits | 3105 Mineral Or Chemical Fertilizers, Nes; Other Fertilizers; Goods =<10Kg | 16.69 | 20.79 | 24.59 |
| | | | | 3102 Mineral Or Chemical Fertilizers, Nitrogenous | 4.38 | 3.82 | 0.00 |
| | | | | 8502 Electric Generating Sets And Rotary Converters | 0.00 | 1.44 | 0.00 |
| | | | | 8429 Self-Propelled Bulldozers, Angledozer, Graders, Levellers, Etc | 0.37 | 0.66 | 0.00 |
| | | | | 3103 Mineral Or Chemical Fertilizers, Phosphatic | 0.00 | 0.58 | 0.00 |
| | | | | 8506 Primary Cells And Primary Batteries | 0.13 | 0.55 | 0.00 |
| | | | | 3602 Prepared Explosives | 0.47 | 0.53 | 14.84 |
| | | | | 2714 Bitumen And Asphalt, Natural; Bituminous Or Oil Shale...; Asphaltites... | 0.11 | 0.38 | 254.21 |
| | 6907 Unglazed Ceramic Flags, Paving, Hearth Or Wall Tiles; Mozaic Cubes, Etc | 0.10 | | 0.35 | 237.50 | | |
| | 2710 Petroleum Oils And Oils Obtained From Bituminous Minerals, Other Than Crude | 0.00 | | 0.22 | 0.00 | | |
| | 1001 Wheat And Meslin | 8.38 | | 0.21 | 0.00 | | |
| | 8432 Machinery For Soil Preparation/Cultivation; Lawn/Sports-Ground Rollers | 0.00 | | 0.20 | 0.00 | | |
| | 8703 Motor Cars And Other Motor Vehicles For The Transport Of Persons | 0.00 | | 0.19 | 0.00 | | |
| | 8504 Electrical Transformers, Static Converters And Inductors | 0.00 | | 0.16 | 0.00 | | |
| | 8704 Motor Vehicles For The Transport Of Goods | 1.05 | | 0.15 | 0.00 | | |
| | 8708 Parts And Accessories Of The Motor Vehicles Of 87.01 To 87.05 | 0.01 | | 0.14 | 0.00 | | |
| | 2711 Petroleum Gases And Other Gaseous Hydrocarbons | 0.01 | | 0.14 | 0.00 | | |
| | 8535 Electrical Apparatus For Switching... Electrical Circuits, >1000V | 0.00 | | 0.13 | 0.00 | | |
| 3907 Polyethers And Epoxide Resins; Polyesters, In Primary Forms | 0.00 | 0.13 | 0.00 | | | | |
| 7615 Table, Kitchen, Household And Sanitary Articles... Of Aluminium | 0.00 | 0.13 | 0.00 | | | | |

Source: Partner States' Revenue Authorities

Table 9a: Imports of Sensitive Products from EAC countries, 2010-2012, (US\$ million)

| HS Subheading | Description of Goods | Uganda | | | | Tanzania | | | | Kenya | | | | Rwanda | | | | Burundi | | | | | |
|---------------|---|---------------|---------------|---------------|---------------|--------------|---------------|--------------|---------------|--------------|--------------|---------------|--------------|--------------|--------------|---------------|--------------|--------------|--------------|--------------|--------------|--------------|--------------|
| | | 2010 | | % change | | 2010 | | % change | | 2010 | | % change | | 2010 | | % change | | 2010 | | % change | | | |
| | | 2011 | 2012 | 2011 | 2012 | 2011 | 2012 | 2011 | 2012 | 2011 | 2012 | 2011 | 2012 | 2011 | 2012 | 2011 | 2012 | 2011 | 2012 | 2011 | 2012 | | |
| 0401 | Milk And Cream, Not Concentrated Or Sweetened | 1.26 | 1.30 | 1.30 | 0.51 | 3.81 | 6.82 | 8.27 | 21.29 | 5.73 | 5.20 | 4.95 | -4.88 | 0.57 | 0.44 | 0.67 | 53.54 | 0.00 | 0.00 | 0.00 | 0.00 | 0.00 | 2181.44 |
| 0402 | Milk And Cream, Concentrated Or Sweetened | 0.59 | 0.48 | 0.47 | -1.20 | 0.19 | 1.66 | 0.27 | -83.86 | 4.12 | 9.74 | 10.68 | 9.75 | 0.21 | 0.10 | 0.03 | -68.14 | 0.00 | 0.06 | 0.01 | 0.06 | 0.01 | -82.86 |
| 1001 | Wheat And Meslin | 1.13 | 0.59 | 1.84 | 214.26 | 0.00 | 404.58 | 0.14 | -99.97 | 0.38 | 0.00 | 0.00 | - | 0.54 | 1.20 | 0.58 | -51.84 | 0.15 | 0.00 | 0.01 | 0.00 | 0.01 | - |
| 1005 | Maize(Corn) | 0.20 | 0.32 | 0.65 | 101.35 | 2.03 | 15.42 | 21.04 | 36.47 | 12.68 | 32.72 | 60.00 | 83.37 | 14.29 | 6.23 | 9.13 | 46.44 | 0.01 | 0.37 | 3.04 | 0.37 | 3.04 | 714.11 |
| 1006 | Rice | 8.06 | 10.94 | 8.08 | -26.15 | 0.00 | 15.75 | 0.00 | -100.00 | 7.12 | 4.42 | 0.53 | -88.11 | 10.04 | 10.60 | 2.03 | -80.82 | 1.18 | 0.32 | 4.89 | 0.32 | 4.89 | 1420.59 |
| 1101 | Wheat Flour | 0.21 | 0.27 | 0.14 | -46.11 | 0.04 | 21.74 | 0.01 | -99.96 | 0.60 | 0.25 | 0.02 | -90.94 | 0.35 | 0.43 | 0.00 | -98.85 | 0.76 | 1.25 | 2.34 | 1.25 | 2.34 | 87.32 |
| 1102 | Cereal Flours, (Excl. Wheat Or Meslin) | 0.08 | 0.51 | 0.09 | -82.16 | 0.05 | 4.49 | 0.46 | -89.80 | 0.00 | 0.86 | 0.12 | -85.63 | 2.67 | 1.17 | 0.68 | -41.81 | 0.00 | 0.46 | 0.75 | 0.46 | 0.75 | 64.32 |
| 1701 | Cane Or Beet Sugar And Chemically Pure Sucrose | 1.58 | 0.51 | 0.72 | 40.80 | 0.02 | 112.70 | 0.66 | -99.41 | 6.13 | 0.05 | 24.87 | 51040.36 | 20.36 | 16.12 | 16.64 | 3.23 | 0.00 | 0.00 | 0.00 | 0.00 | 0.01 | 20704.66 |
| 2203 | Beer Made From Malt | 19.85 | 20.84 | 18.33 | -12.05 | 2.80 | 6.14 | 0.17 | -97.20 | 0.00 | 2.65 | 2.99 | 12.80 | 0.67 | 0.00 | 1.08 | 27901.18 | 0.22 | 1.11 | 1.46 | 1.11 | 1.46 | 32.10 |
| 2402 | Cigars, Cigarillos, Cigarettes, Etc, Of Tobacco | 10.83 | 12.75 | 10.48 | -17.79 | 0.61 | 1.61 | 0.66 | -59.19 | 0.00 | 0.01 | 0.02 | 195.78 | 3.73 | 4.14 | 4.08 | -1.41 | 0.34 | 0.47 | 0.61 | 0.47 | 0.61 | 29.19 |
| 2403 | Other Manufactured Tobacco And Substitutes | 0.00 | 0.00 | 0.00 | -90.20 | 0.00 | 0.06 | 0.00 | -100.00 | 0.00 | 0.00 | 0.00 | - | - | 0.00 | 0.00 | -77.60 | 0.00 | 0.00 | 0.00 | 0.00 | 0.00 | -100.00 |
| 2523 | Portland Cement, Aluminous Cement | 69.99 | 81.78 | 58.13 | -28.92 | 1.31 | 70.93 | 4.57 | -93.55 | 0.00 | 0.00 | 0.00 | - | 42.08 | 51.50 | 66.45 | 29.04 | 14.38 | 13.58 | 15.17 | 13.58 | 15.17 | 11.69 |
| 3303 | Perfumes And Toilet Water | 0.02 | 0.02 | 0.03 | 29.85 | 0.00 | 1.52 | 0.08 | -94.74 | 0.00 | 0.00 | 0.00 | - | 0.13 | 0.06 | 0.11 | 70.57 | 0.00 | 0.01 | 0.01 | 0.01 | 0.01 | 33.72 |
| 3307 | Shaving Preparations, Personal Deodorants, Etc, Nes | 0.02 | 0.02 | 0.05 | 115.34 | 0.01 | 1.61 | 0.21 | -86.96 | 0.00 | 0.00 | 0.00 | - | 0.11 | 0.22 | 0.37 | 69.67 | 0.02 | 0.03 | 0.01 | 0.03 | 0.01 | -66.07 |
| 3605 | Matches, Other Than Pyrotechnic Articles | 0.00 | 0.00 | 0.00 | 501.50 | 0.01 | 2.93 | 0.00 | -100.00 | 0.26 | 0.32 | 0.00 | -100.00 | 0.06 | 0.23 | 0.34 | 50.02 | 0.02 | 0.00 | 0.00 | 0.00 | 0.00 | 477.83 |
| 4421 | Other Articles Of Wood | 0.04 | 0.05 | 0.02 | -61.88 | 0.01 | 0.69 | 0.02 | -96.96 | 0.00 | 0.00 | 0.00 | -100.00 | 0.09 | 0.05 | 1.46 | 2609.01 | - | - | - | - | - | - |
| 5208 | Woven Fabrics Of Cotton, With >=85% Cotton, But <200G/M2 | 0.10 | 0.13 | 0.12 | -4.92 | 0.06 | 0.60 | 0.02 | -97.50 | 0.12 | 0.09 | 0.04 | -54.23 | 0.06 | 0.21 | 0.24 | 15.90 | 0.03 | 0.00 | 0.00 | 0.00 | 0.00 | - |
| 5209 | Woven Fabrics Of Cotton, With >=85% Cotton, >=200G/M2 | 0.14 | 0.00 | 0.01 | 160.82 | 0.01 | 0.26 | 0.00 | -100.00 | 0.36 | 0.03 | 0.00 | -100.00 | 0.06 | 0.32 | 0.15 | -54.88 | 0.01 | 0.00 | 0.00 | 0.00 | 0.00 | -100.00 |
| 5210 | Woven Cotton Fabrics With Man-Made Fibres And <85% Cotton, =200G/M2 | 0.02 | 0.03 | 0.03 | 18.51 | 0.01 | 0.48 | 0.00 | -100.00 | 0.00 | 0.00 | 0.00 | - | 0.01 | 0.01 | 0.01 | -32.24 | 0.02 | 0.00 | 0.00 | 0.00 | 0.00 | 284.79 |
| 5211 | Woven Cotton Fabrics With Man-Made Fibres, With <85% Cotton, >200G/M2 | 0.03 | 0.00 | 0.00 | - | - | 0.09 | 0.00 | -95.56 | 0.52 | 0.60 | 0.50 | -17.62 | 0.01 | 0.02 | 0.01 | -41.96 | 0.01 | 0.00 | 0.00 | 0.00 | 0.00 | -87.81 |
| 5212 | Other Woven Fabrics Of Cotton, Nes | 0.01 | 0.01 | 0.00 | -39.63 | 0.00 | 0.90 | 0.02 | -97.89 | 0.05 | 0.00 | 0.02 | - | 0.01 | 0.02 | 0.02 | 40.65 | 0.00 | 0.01 | 0.00 | 0.01 | 0.00 | -97.64 |
| 5513 | Woven Fabrics, <85% Synthetic Staple Fibres, With Cotton, =170G/M2 | 0.31 | 0.69 | 0.25 | -63.85 | 0.01 | 1.63 | 0.00 | -100.00 | 0.01 | 0.00 | 0.00 | - | 0.13 | 0.46 | 0.08 | -81.86 | 0.00 | 0.00 | 0.00 | 0.00 | 0.00 | -100.00 |
| 5514 | Woven Fabrics, <85% Synthetic Fibres, Mixed With Cotton, >170G/M2 | 0.22 | 0.21 | 0.12 | -41.44 | 0.00 | 0.52 | 0.01 | -98.85 | 0.00 | 0.00 | 0.00 | - | 0.06 | 0.08 | 0.10 | 20.89 | 0.01 | 0.00 | 0.01 | 0.00 | 0.01 | 1222.94 |
| 6211 | Track Suits, Ski Suits And Swimwear; Other Than Garments | 0.07 | 0.02 | 0.16 | 815.24 | 0.06 | 1.59 | 0.02 | -98.55 | 0.00 | 0.00 | 0.00 | - | 0.02 | 0.03 | 0.05 | 42.21 | 0.00 | 0.00 | 0.00 | 0.00 | 0.00 | -98.86 |
| 6302 | Bed Linen, Table Linen, Toilet Linen And Kitchen Linen | 0.10 | 0.04 | 0.08 | 107.78 | 0.03 | 5.25 | 0.01 | -99.81 | 0.01 | 0.19 | 0.25 | 29.56 | 0.05 | 0.07 | 0.11 | 56.17 | 0.01 | 0.01 | 0.02 | 0.01 | 0.02 | 59.38 |
| 6305 | Sacks And Bags, Used For Packing Goods | 2.23 | 2.30 | 3.05 | 32.58 | 0.54 | 6.89 | 0.03 | -99.51 | 0.04 | 0.93 | 4.21 | 352.34 | 1.02 | 1.44 | 2.45 | 69.84 | 0.00 | 0.05 | 0.01 | 0.05 | 0.01 | -76.09 |
| 6309 | Worn Clothing | 0.77 | 0.45 | 0.31 | -32.45 | 0.59 | 57.46 | 0.51 | -99.11 | 0.25 | 0.44 | 0.34 | -21.07 | 0.46 | 0.54 | 12.78 | 2276.31 | 0.16 | 0.11 | 0.06 | 0.11 | 0.06 | -47.59 |
| 8309 | Stoppers,Caps And Lids | 5.29 | 6.60 | 7.12 | 7.85 | 4.18 | 6.90 | 4.43 | -35.75 | 0.00 | 0.04 | 0.00 | -100.00 | 0.33 | 0.15 | 0.48 | 231.14 | 0.00 | 0.00 | 0.00 | 0.00 | 0.00 | -94.46 |
| 8506 | Primary Cells And Primary Batteries | 0.12 | 0.27 | 0.21 | -24.95 | 0.30 | 10.62 | 0.56 | -94.75 | 0.00 | 0.00 | 0.09 | - | 0.04 | 0.03 | 0.04 | 49.73 | 0.07 | 0.04 | 0.01 | 0.04 | 0.01 | -79.78 |
| 8704 | Motor Vehicles For The Transport Of Goods | 2.39 | 4.27 | 4.73 | 10.67 | 6.10 | 269.97 | 11.22 | -95.84 | 0.00 | 0.00 | 0.00 | - | 0.00 | 0.02 | 0.06 | 294.15 | 0.03 | 0.06 | 0.27 | 0.06 | 0.27 | 336.67 |
| | Total | 125.66 | 145.41 | 116.53 | -19.86 | 22.77 | 103.18 | 53.40 | -94.82 | 38.38 | 58.53 | 109.64 | 87.31 | 98.15 | 95.88 | 120.24 | 25.41 | 17.44 | 17.94 | 17.44 | 17.94 | 28.69 | 59.85 |

Source: Partner States' Revenue Authorities

Table 9b: Imports of Sensitive Products from Non-EAC countries, 2010-2012 (US\$ million)

| HS Subheading | Description of Goods | Uganda | | | Tanzania | | | Kenya | | | Rwanda | | | Burundi | | | | | | | |
|---------------|--|---------------|---|---------------|--------------|---------------|---------------|----------------|--------------|---------------|----------------|----------------|---------------|--------------|---------------|---------------|--------------|--------------|--------------|--------------|--------------|
| | | 2010 | 2011 | 2012 % change | 2010 | 2011 | 2012 % change | 2010 | 2011 | 2012 % change | 2010 | 2011 | 2012 % change | 2010 | 2011 | 2012 % change | | | | | |
| | | 0401 | Milk And Cream, Not Concentrated Or Sweetened | 0.06 | 0.11 | 0.09 | -21.01 | 1.87 | 2.72 | 2.47 | -8.99 | 0.00 | 0.04 | 0.00 | -95.86 | 0.00 | 0.03 | 0.01 | -78.37 | 0.03 | 0.10 |
| 0402 | Milk And Cream, Concentrated Or Sweetened | 1.33 | 2.35 | 2.22 | -5.73 | 0.72 | 1.65 | 1.77 | 7.43 | 3.63 | 4.85 | 4.52 | -6.80 | 0.69 | 1.01 | 0.53 | -48.04 | 1.12 | 3.42 | 1.07 | -68.81 |
| 1001 | Wheat And Meslin | 127.95 | 158.41 | 208.10 | 31.36 | 164.97 | 403.58 | 414.66 | 2.75 | 219.68 | 353.24 | 351.12 | -0.60 | -15.66 | 31.87 | 49.17 | 54.32 | 1.23 | 7.20 | 17.63 | 144.83 |
| 1005 | Maize (Corn) | 0.85 | 0.83 | 0.03 | -96.09 | 13.64 | 15.30 | 17.10 | 11.73 | 52.70 | 96.53 | 16.16 | -83.26 | 0.83 | 0.30 | 1.98 | 560.53 | 0.02 | 0.69 | 3.25 | 368.37 |
| 1006 | Rice | 21.78 | 26.13 | 51.01 | 95.20 | 0.47 | 15.75 | 11.45 | -27.32 | 93.45 | 136.87 | 170.88 | 24.84 | 5.61 | 6.01 | 18.85 | 213.54 | 8.44 | 2.12 | 3.39 | 59.91 |
| 1101 | Wheat Or Meslin Flour | 0.93 | 1.57 | 1.49 | -5.17 | 0.04 | 21.74 | 0.09 | -99.60 | 9.40 | 28.03 | 24.96 | -10.95 | 0.90 | 0.54 | 0.26 | -51.72 | 0.00 | 0.00 | 0.08 | 16476.47 |
| 1102 | Cereal Flours, (Excl. Wheat Or Meslin) | 1.37 | 0.21 | 0.04 | -79.48 | 2.31 | 4.48 | 2.63 | -41.39 | 0.02 | 0.09 | 0.12 | 33.54 | 2.85 | 6.65 | 1.02 | -84.68 | 0.66 | 0.52 | 24.67 | 4637.55 |
| 1701 | Cane Or Beet Sugar And Chemically Pure Sucrose, In Solid Form | 76.49 | 120.60 | 144.39 | 19.72 | 47.56 | 112.66 | 168.35 | 49.44 | 162.23 | 110.16 | 157.77 | 43.22 | 15.16 | 21.26 | 34.10 | 60.39 | 0.01 | 0.00 | 0.10 | 3783.08 |
| 2203 | Beer Made From Malt | 2.05 | 2.01 | 2.47 | 22.84 | - | 0.00 | 4.89 | - | - | 3.66 | 3.05 | -16.86 | 0.38 | 0.03 | 2.37 | 7030.80 | 1.30 | 1.76 | 2.03 | 15.25 |
| 2402 | Cigars, Cigarillos, Cigarettes, Etc. Of Tobacco Or Tobacco Substitutes | 0.49 | 0.53 | 0.60 | 12.94 | 0.28 | 0.89 | 9.62 | 982.67 | 0.03 | 3.28 | 2.43 | -25.87 | 0.00 | 0.00 | 0.00 | -1.33 | 0.00 | 0.07 | 0.11 | 61.12 |
| 2403 | Other Manufactured Tobacco And Substitutes; Homogenized Tobacco, Etc. | 0.14 | 0.12 | 0.09 | -23.30 | 0.03 | 0.06 | 0.02 | -62.70 | 1.06 | 3.23 | 1.92 | -40.76 | 0.00 | 0.00 | 0.00 | - | 0.02 | 0.00 | 0.03 | - |
| 2523 | Portland Cement, Aluminous Cement, Persulphate Cement, Etc. | 34.88 | 24.09 | 48.45 | 101.13 | 51.45 | 63.06 | 77.25 | 22.51 | 71.61 | 74.64 | 102.01 | 36.66 | 0.83 | 0.34 | 0.36 | 7.43 | 23.42 | 21.19 | 14.37 | -32.19 |
| 3303 | Perfumes And Toilet Water | 1.37 | 1.49 | 1.63 | 9.57 | 0.00 | 0.00 | 1.93 | - | - | 8.15 | 6.61 | -18.88 | 0.08 | 0.10 | 0.07 | -28.59 | 0.02 | 0.07 | 0.22 | 214.08 |
| 3307 | Shaving Preparations, Personal Deodorants, Etc. Nes. Room Deodorizers | 1.65 | 1.74 | 1.73 | -0.42 | 0.00 | 0.00 | 1.64 | - | - | 4.91 | 5.21 | 6.10 | 0.20 | 0.44 | 0.47 | 5.83 | 0.07 | 0.13 | 0.02 | -81.36 |
| 3605 | Matches (Excl. Pyrotechnic Articles Of 36.04) | 2.70 | 2.08 | 2.86 | 37.58 | 1.95 | 2.93 | 3.38 | 15.39 | 1.98 | 1.81 | 0.27 | -85.22 | 0.41 | 0.32 | 0.56 | 74.76 | 0.00 | 0.00 | 0.06 | 56324.08 |
| 4421 | Other Articles Of Wood | 0.17 | 0.25 | 0.24 | -3.31 | - | 0.63 | 1.14 | 81.87 | - | 1.89 | 3.59 | 89.49 | 0.08 | 0.05 | 1.92 | 3652.97 | - | - | - | - |
| 5208 | Woven Fabrics Of Cotton, With >=85% Cotton, But <200G/M2 | 3.46 | 3.74 | 4.63 | 23.89 | 2.65 | 0.86 | 1.29 | 50.20 | 0.28 | 17.09 | 16.99 | -0.55 | 1.08 | 0.76 | 1.21 | 58.14 | 0.00 | 0.07 | 0.03 | -57.26 |
| 5209 | Woven Fabric Of Cotton Containing >=85% Weight Of Cotton, Weighting >200G/M2 | 2.03 | 0.02 | 0.03 | 5.14 | 0.29 | - | - | - | 0.11 | 19.30 | 13.90 | -27.99 | 0.32 | 0.35 | 0.02 | -93.14 | 0.00 | 0.00 | 0.00 | - |
| 5210 | Woven Fabric Of Cotton Containing <85% Weight Of Cotton, Weighting <=200G/M2 | 1.69 | 0.09 | 0.04 | -55.64 | 0.06 | 0.54 | 0.22 | -58.56 | 0.36 | 2.77 | 2.11 | -23.72 | 0.00 | 0.01 | 0.02 | 205.97 | 0.00 | 0.01 | 0.00 | -42.82 |
| 5211 | Woven Cotton Fabrics With Man-Made Fibres, With <85% Cotton, >200G/M2 | 0.09 | 0.07 | 0.06 | -16.97 | 0.09 | - | - | - | 0.10 | 11.07 | 17.35 | 56.72 | 0.01 | 0.10 | 0.07 | -25.32 | 0.00 | 0.00 | 0.00 | - |
| 5212 | Other Woven Fabrics Of Cotton, Nes | 0.93 | 0.17 | 0.08 | -56.00 | 0.03 | 0.87 | 0.25 | -70.99 | 1.23 | 7.69 | 1.52 | -80.29 | 0.02 | 0.04 | 0.24 | 463.48 | 0.00 | 0.00 | 0.00 | - |
| 5513 | Woven Fabrics, <85% Synthetic Staple Fibres, With Cotton, <=170G/M2 | 5.13 | 6.55 | 5.44 | -16.98 | 0.48 | 2.11 | 0.97 | -54.00 | 8.54 | 7.12 | 0.00 | -100.00 | 0.65 | 0.51 | 0.24 | -53.03 | 0.00 | 0.00 | 0.00 | -100.00 |
| 5514 | Woven Fabrics, <85% Synthetic Fibres, Mixed With Cotton, >170G/M2 | 2.28 | 2.00 | 1.90 | -5.04 | 0.36 | - | - | - | 1.19 | 1.42 | 1.35 | -5.22 | 1.73 | 1.12 | 1.58 | 40.65 | 0.01 | 0.02 | 0.04 | 144.41 |
| 6211 | Track Suits, Ski Suits And Swimwear; Other Than Garments | 0.43 | 0.99 | 0.42 | -58.27 | 1.54 | 1.51 | 1.57 | 3.69 | 1.42 | 1.49 | 1.53 | 2.35 | 0.95 | 0.07 | 0.10 | 42.86 | 0.00 | 0.00 | 0.00 | - |
| 6302 | Bed Linen, Table Linen, Toilet Linen And Kitchen Linen | 5.99 | 3.97 | 5.44 | 37.03 | 3.50 | 5.05 | 3.69 | -26.79 | 5.49 | 4.03 | 6.20 | 53.85 | 0.48 | 0.46 | 0.72 | 56.85 | 0.04 | 0.03 | 0.06 | 132.04 |
| 6305 | Sacks And Bags, Used For Packing Goods | 4.80 | 4.53 | 4.93 | 8.76 | 2.65 | 6.41 | 12.33 | 92.50 | 1.20 | 10.31 | 10.99 | 6.63 | 0.46 | 0.86 | 1.29 | 49.18 | 0.21 | 0.03 | 0.03 | 8.26 |
| 6309 | Worn Clothing And Other Worn Articles | 37.00 | 43.56 | 51.25 | 17.66 | 46.34 | 57.16 | 62.40 | 9.18 | 81.92 | 76.23 | 98.45 | 29.15 | 9.72 | 12.45 | 14.92 | 19.80 | 3.05 | 5.06 | 6.11 | 20.63 |
| 8309 | Stoppers, Caps And Lids, Capsules For Bottles... Of Base Metal | 0.35 | 0.58 | 1.00 | 73.98 | 0.99 | 0.92 | 1.29 | 39.40 | 12.27 | 12.78 | 14.30 | 11.86 | 1.91 | 1.97 | 1.99 | 1.34 | 0.04 | 0.07 | 0.21 | 207.45 |
| 8506 | Primary Cells And Primary Batteries | 10.97 | 13.14 | 10.59 | -19.41 | 7.35 | 10.31 | 17.38 | 68.54 | 9.62 | 10.68 | 10.49 | -1.80 | 4.61 | 4.03 | 5.53 | 37.25 | 0.67 | 2.27 | 1.11 | -50.92 |
| 8704 | Motor Vehicles For The Transport Of Goods | 97.93 | 124.93 | 140.04 | 12.10 | 0.00 | - | 241.46 | - | 0.00 | 192.42 | 202.33 | 5.15 | 13.08 | 22.22 | 19.79 | -10.92 | 8.44 | 7.03 | 13.40 | 90.52 |
| | Total | 447.28 | 546.87 | 691.28 | 26.41 | 351.62 | 731.18 | 1061.26 | 45.14 | 739.50 | 1205.80 | 1248.10 | 3.51 | 79.71 | 113.88 | 159.37 | 39.94 | 48.80 | 51.85 | 88.16 | 70.01 |

Source: Partner States' Revenue Authorities

Table 10: Values of Imported Products attracting Excise Duty for 2008 to 2012 (US\$ million)

| Partner State | HS chapter | Hs Description | 2008 | 2009 | 2010 | 2011 | 2012 | % change 2011 | % change 2012 |
|---------------|--|--|-----------------|-----------------|-----------------|-----------------|-----------------|---------------|---------------|
| Uganda | 17 | Sugars and Sugar Confectionary | 39.88 | 37.82 | 52.84 | 93.44 | 117.04 | 76.84 | 25.25 |
| | 20 | Prep Of Vegetable, Fruit, Nuts Or Other Parts Of Plants | 2.02 | 1.77 | 1.86 | 0.36 | 0.00 | - | 100.00 |
| | 22 | Beverages, Spirits and Vinegar | 51.03 | 59.03 | 52.11 | 61.35 | 74.15 | 17.72 | 20.87 |
| | 24 | Tobacco and Manufactured Tobacco substitutes | 10.65 | 11.87 | 11.46 | 13.40 | 11.18 | 17.01 | 16.62 |
| | 25 | Salt; Sulphur; Earth & Ston; Plastering Mat; Lime & Cement | 45.34 | 64.61 | 65.10 | 71.03 | 59.86 | 9.11 | 15.73 |
| | 27 | Petroleum Oils, Etc, (Excl. Crude); Preparations Thereof, Nes | 711.35 | 547.12 | 708.31 | 982.84 | 1004.85 | 38.76 | 2.24 |
| | 33 | Essential Oils & Resinoids; Perfumes, Cosmetic/toilet prep | | | | | 8.32 | - | - |
| | 34 | Soap, Organic Surface-active agents, Washing prep, etc | | | | | 4.35 | - | - |
| | 39 | Plastics and Articles Thereof | 0.20 | 0.19 | 0.27 | 0.25 | 0.29 | 5.73 | 15.50 |
| | 67 | Prepared feathers artificial flowers and articles of human hair | | | | | 1.27 | - | - |
| Kenya | | Subtotal | 860.48 | 722.42 | 891.94 | 1,222.68 | 1280.04 | 37.08 | 4.69 |
| | 20 | Preparations of vegetables, fruit, nuts or other parts of plants. | 3.32 | 3.48 | 4.74 | 4.42 | 5.66 | 6.76 | 28.27 |
| | 21 | Miscellaneous edible preparations. | 8.22 | 8.51 | 13.81 | 28.64 | 25.56 | 107.45 | 10.76 |
| | 22 | Beverages, spirits and vinegar. | 29.88 | 27.86 | 23.93 | 41.02 | 41.37 | 71.44 | 0.84 |
| | 24 | Tobacco and manufactured tobacco substitutes. | 0.53 | 0.44 | 1.06 | 3.55 | 2.13 | 234.20 | 39.96 |
| | 27 | Mineral fuels, mineral oils and products of their distillation | 1,701.24 | 1,341.01 | 2,420.93 | 2359.38 | 2923.61 | 2.54 | 23.91 |
| | 33 | Essential oils and resinoids; perfumery, cosmetic or toilet preparations. | 16.63 | 17.14 | 14.59 | 23.39 | 23.67 | 60.35 | 1.19 |
| | 39 | Plastics and articles thereof. | 3.94 | 3.45 | 2.61 | 5.80 | 0.00 | 121.92 | 100.00 |
| | 63 | Other made up textile articles; sets; worn clothing and worn textile articles; rags. | 0.84 | 0.51 | - | 0.00 | 0.00 | - | - |
| | 71 | Natural or cultured pearls, precious or semi-precious stones, precious metals. | 1.55 | 0.51 | - | 0.00 | 0.00 | - | - |
| 87 | Vehicles other than railway or tramway rolling | 326.89 | 312.42 | 351.08 | 306.71 | 398.37 | 12.64 | 29.89 | |
| | Subtotal | 2,093.05 | 1,715.33 | 2,832.75 | 2772.91 | 3420.37 | 2.11 | 23.35 | |
| Tanzania | 22 | Beverages; Spirits And Vinegar | 25.98 | 38.07 | 34.15 | 41.85 | 47.82 | 22.55 | 14.27 |
| | 24 | Tobacco And Manufactured Tobacco Substitutes | 0.59 | 15.04 | 1.17 | 1.55 | 2.12 | 33.26 | 36.47 |
| | 27 | Mineral Fuels, Oils & Product Of Their Distillation; Etc | 2,315.83 | 1,481.60 | 2,127.74 | 3,486.18 | 3,584.18 | 63.84 | 2.81 |
| | 39 | Plastics And Articles Thereof | 0.03 | 62.57 | 0.00 | 0.00 | 0.00 | 14.04 | 700.00 |
| | 87 | Vehicles O/T Railw/Tramw Roll-Stock, Pts & Accessories | 126.45 | 778.04 | 130.04 | 146.71 | 224.81 | 12.82 | 53.23 |
| | | Subtotal | 2,468.88 | 2,375.32 | 2,293.09 | 3,676.30 | 3,858.93 | 60.32 | 4.97 |
| | 04 | Milk And Cream, Concentrated Or Sweetened (Powdered Milk) | 1.07 | 0.94 | 0.62 | 0.84 | 5.47 | 35.32 | 551.42 |
| | 20 | Fruit Juices (Incl. Grape Must) And Vegetable Juices, Unfermented | 0.00 | 0.76 | 1.47 | 1.96 | 7.97 | 33.57 | 306.83 |
| | 22 | Beverages, Spirits and Vinegar | 4.48 | 2.68 | 3.05 | 5.57 | 11.46 | 82.91 | 105.77 |
| | 24 | Tobacco and Manufactured Tobacco substitutes | 4.35 | 0.03 | 0.03 | 4.12 | 4.49 | 12,609.59 | 8.97 |
| 27 | Petroleum Oils, Etc, (Excl. Crude); Preparations Thereof, Nes | 27.74 | 45.91 | 71.65 | 112.42 | 117.46 | 56.90 | 4.48 | |
| 87 | Motor Cars And Other Motor Vehicles For The Transport Of Persons | 26.28 | 20.00 | 20.57 | 13.02 | 116.64 | 36.72 | 795.85 | |
| | Subtotal | 63.92 | 70.32 | 97.39 | 137.93 | 263.50 | 41.62 | 91.04 | |
| Burundi | 17 | Sugars and Sugar Confectionary | | | | 0.19 | 0.12 | - | 40.01 |
| | 22 | Beverages, Spirits and Vinegar | | | | 4.83 | 7.42 | - | 53.64 |
| | 24 | Tobacco and Manufactured Tobacco substitutes | | | | 2.35 | 3.26 | - | 38.63 |
| | 27 | Petroleum Oils, Etc, (Excl. Crude); Preparations Thereof, Nes | | | | 137.79 | 144.10 | - | 4.58 |
| | 87 | Motor Cars And Other Motor Vehicles For The Transport Of Persons | | | | 15.30 | 16.26 | - | 6.24 |
| | Subtotal | | | | 160.46 | 171.16 | | 6.66 | |

Source: Partner States' Revenue Authorities

Table 11: Customs Revenue collected by EAC Partner states, 2008-2012, Values in US\$ million

| Partner Société | Tax head Partner States' Revenue Authorities | 2008 | | 2009 | | 2010 | | 2011 | | 2012 | | Performance rate | | | | | 2011/2012 |
|--------------------|---|----------|----------|----------|----------|----------|----------|----------|----------|----------|--------|------------------|--------|--------|--------|---------|-----------|
| | | Target | Actual | Target | Actual | Target | Actual | Target | Actual | Target | Actual | 2008 | 2009 | 2010 | 2011 | 2012 | % change |
| | | Uganda | 214.05 | 204.85 | 209.69 | 187.59 | 201.53 | 189.53 | 181.58 | 188.84 | 220.65 | 221.02 | 95.70 | 89.46 | 94.05 | 104.00 | 100.16 |
| | 424.34 | 389.26 | 386.63 | 379.17 | 423.62 | 395.50 | 418.97 | 402.85 | 439.41 | 391.98 | 91.73 | 98.07 | 93.36 | 96.15 | 89.21 | (2.70) | |
| | 396.60 | 446.35 | 407.03 | 396.79 | 433.21 | 401.59 | 412.72 | 444.57 | 530.63 | 475.14 | 112.54 | 97.48 | 92.70 | 107.72 | 89.54 | 6.88 | |
| | 63.57 | 61.51 | 70.56 | 63.67 | 68.43 | 69.98 | 71.44 | 86.24 | 98.84 | 100.53 | 96.75 | 90.24 | 102.25 | 120.71 | 101.70 | 16.56 | |
| | 1,098.56 | 1,101.97 | 1,073.91 | 1,027.21 | 1,126.79 | 1,056.59 | 1,084.72 | 1,122.51 | 1,289.53 | 1,188.67 | 100.31 | 95.65 | 93.77 | 103.48 | 92.18 | 5.89 | |
| | 2,172.93 | 2,132.60 | 2,149.67 | 2,103.95 | 2,396.83 | 2,284.48 | 2,379.21 | 2,392.19 | 2,853.38 | 2,808.24 | 98.14 | 97.87 | 95.31 | 100.55 | 98.42 | 17.39 | |
| | | 51.67 | | 48.82 | 46.25 | | 46.92 | | 42.33 | | | | | | | | |
| | 498.56 | 493.09 | 500.45 | 499.75 | 560.77 | 555.34 | 586.31 | 541.53 | 726.05 | 652.85 | 98.90 | 99.86 | 99.03 | 92.36 | 89.92 | 20.56 | |
| | 527.15 | 509.00 | 525.79 | 551.19 | 569.06 | 543.32 | 528.92 | 448.92 | 523.61 | 505.59 | 96.56 | 104.83 | 95.48 | 84.87 | 96.56 | 12.62 | |
| | 832.89 | 858.87 | 880.75 | 746.93 | 930.36 | 917.71 | 948.12 | 1,009.41 | 1,277.16 | 1,110.74 | 103.12 | 84.81 | 98.64 | 106.46 | 86.97 | 10.04 | |
| | 593.00 | 574.72 | 567.97 | 587.90 | 606.47 | 608.94 | 627.38 | 640.49 | 720.61 | 720.96 | 96.92 | 103.51 | 100.41 | 102.09 | 100.05 | 12.56 | |
| | 2,451.60 | 2,435.68 | 2,474.97 | 2,385.77 | 2,666.66 | 2,625.31 | 2,690.73 | 2,640.35 | 3,247.43 | 2,990.15 | 99.35 | 96.40 | 98.45 | 98.13 | 92.08 | 13.25 | |
| | 6,546.47 | 6,437.60 | 6,663.79 | 6,604.68 | 7,546.84 | 7,277.38 | 7,673.07 | 7,544.95 | 9,434.92 | 8,851.19 | 98.34 | 99.11 | 96.43 | 98.33 | 93.81 | 17.31 | |
| | | 37.84 | | 36.12 | 36.07 | | 34.99 | | 33.78 | | | | | | | | |
| | 310.3 | 293.8 | 303.3 | 284.0 | 329.49 | 302.38 | 320.86 | 304.71 | 367.96 | 367.33 | 94.68 | 93.62 | 91.77 | 94.97 | 99.83 | 20.55 | |
| | 431.6 | 510.1 | 450.7 | 376.5 | 445.61 | 395.56 | 402.15 | 405.53 | 442.43 | 398.67 | 118.17 | 83.55 | 88.77 | 100.84 | 90.11 | (1.69) | |
| | 531.8 | 522.1 | 532.6 | 519.5 | 634.74 | 605.15 | 685.92 | 623.32 | 803.75 | 751.73 | 98.18 | 97.53 | 95.34 | 90.87 | 93.53 | 20.60 | |
| | 125.3 | 114.9 | 223.7 | 207.4 | 227.36 | 215.32 | 214.84 | 266.60 | 283.38 | 282.75 | 91.71 | 92.72 | 94.70 | 124.09 | 99.78 | 6.06 | |
| | 1,399.0 | 1,440.9 | 1,519.6 | 1,387.4 | 1,637.20 | 1,518.40 | 1,623.77 | 1,600.16 | 1,897.52 | 1,800.48 | 102.99 | 91.30 | 92.74 | 98.55 | 94.89 | 12.52 | |
| | 3,371.2 | 3,275.5 | 3,640.0 | 3,264.9 | 3,900.30 | 3,573.70 | 3,852.93 | 3,805.82 | 4,691.73 | 4,787.74 | 97.16 | 89.69 | 91.63 | 98.78 | 102.05 | 25.80 | |
| | | 44.0 | | 42.5 | 42.5 | | 42.0 | | 37.6 | | | | | | | | |
| | 52.70 | 73.23 | 69.11 | 62.12 | 50.75 | 44.96 | 52.16 | 52.33 | 52.18 | 61.00 | 138.95 | 89.89 | 88.59 | 100.32 | 116.90 | 16.57 | |
| | 18.65 | 23.47 | 34.68 | 39.05 | 48.51 | 63.09 | 79.36 | 80.33 | 74.54 | 73.70 | 125.84 | 112.60 | 130.04 | 101.23 | 98.88 | (8.25) | |
| | 82.52 | 95.38 | 94.27 | 95.09 | 93.07 | 87.31 | 93.41 | 99.61 | 103.57 | 112.04 | 115.58 | 100.87 | 93.81 | 106.64 | 108.18 | 12.48 | |
| | 19.80 | 43.23 | 20.11 | 34.28 | 19.71 | 43.95 | 25.20 | 52.19 | 24.48 | 54.65 | 218.33 | 170.46 | 222.99 | 207.08 | 223.24 | 4.71 | |
| | 173.67 | 235.30 | 218.17 | 230.54 | 212.04 | 239.31 | 250.13 | 284.47 | 254.76 | 301.39 | 135.48 | 105.67 | 112.86 | 113.72 | 118.30 | 5.95 | |
| | 504.24 | 629.38 | 607.88 | 653.77 | 657.13 | 730.89 | 819.11 | 868.44 | 846.02 | 935.24 | 124.82 | 107.55 | 111.22 | 106.02 | 110.55 | 7.69 | |
| | | 37.39 | | 35.26 | 32.74 | | 32.8% | | 32.2% | | | | | | | | |
| | 28.35 | 53.51 | 40.92 | 46.68 | 42.66 | 41.51 | 32.30 | 36.28 | 34.26 | 39.51 | 188.77 | 114.09 | 97.30 | 112.32 | 115.32 | 8.90 | |
| | 37.22 | 85.50 | 68.90 | 87.20 | 80.44 | 89.70 | 113.57 | 124.92 | 127.13 | 159.72 | 229.75 | 126.56 | - | 109.99 | 125.64 | 27.86 | |
| | 39.13 | 36.91 | 46.35 | 51.75 | 52.74 | 62.52 | 61.96 | 54.4 | 67.74 | 59.69 | 94.34 | 111.66 | 118.55 | 87.78 | 88.11 | 9.75 | |
| | 12.44 | 4.03 | 18.60 | 4.99 | 253.80 | 6.75 | 42.35 | 24.8 | 3.83 | 5.22 | 32.39 | 26.82 | 2.66 | 58.55 | 136.21 | (78.95) | |
| | 117.13 | 179.95 | 174.76 | 190.62 | 429.64 | 200.48 | 188.23 | 186.00 | 165.22 | 204.45 | 153.63 | 109.07 | 46.66 | 98.82 | 123.74 | 9.92 | |
| | 214.69 | 219.42 | 280.71 | 252.04 | 627.70 | 295.00 | 347.16 | 374.05 | 375.93 | 365.08 | 102.20 | 89.79 | 47.00 | 107.75 | 97.11 | (2.40) | |
| | | 82.01 | | 75.63 | 67.96 | | 54.22 | 49.73 | 43.95 | 56.00 | | | | | | | |

Table 12: Total Exemptions and Remissions granted by EAC partner states, (USD Millions)

| Partner states | Heading | 2008 | 2009 | 2010 | 2011 | 2012 | Annual %age change 2011 | Annual %age change 2012 |
|----------------|-----------------------|--------------|--------------|--------------|--------------|--------------|-------------------------|-------------------------|
| Uganda | Value of Exemptions | 211.44 | 503.07 | 535.51 | 374.48 | 323.2 | -30.07 | -13.69 |
| | Revenue Foregone | 56.23 | 121.37 | 121.31 | 70.27 | 88.9 | -42.07 | 26.57 |
| | Total Trade taxes | 1,101.97 | 1,027.21 | 1,056.59 | 1,122.51 | 1,188.7 | 6.24 | 5.89 |
| | %age Foregone | 4.85 | 10.57 | 10.30 | 5.89 | 6.96 | | |
| Tanzania | Value of Exemptions | 1,826.1 | 1,922.4 | 1880.5 | 2032.8205 | 2,682.98 | 8.10 | 31.98 |
| | Revenue Foregone | 435.9 | 451.1 | 339.13 | 483.20 | 670.97 | 42.48 | 38.86 |
| | Total Trade taxes | 1,440.9 | 1,414.9 | 1518.4 | 1,600.16 | 1,800.48 | 5.38 | 12.52 |
| | %age Foregone | 23.23 | 24.18 | 18.26 | 23.19 | 27.15 | | |
| Kenya | Value of Exemptions | 2,306.20 | 2,705.35 | 2,932.53 | 3,620.81 | 4,421.65 | 23.47 | 22.12 |
| | Revenue Foregone | 566.92 | 644.35 | 601.71 | 787.03 | 934.04 | 30.80 | 18.68 |
| | Total Trade taxes | 2,451.60 | 2,385.77 | 2,625.31 | 2,640.35 | 2,990.15 | 0.57 | 13.25 |
| | %age Foregone | 18.78 | 21.26 | 18.65 | 22.96 | 23.80 | | |
| Rwanda | Value of Exemptions | 374.87 | 481.85 | 478.97 | 501.80 | 780.39 | 4.77 | 55.52 |
| | Revenue Foregone | 129.18 | 152.94 | 127.94 | 134.93 | 193.92 | 5.47 | 43.72 |
| | Total Trade taxes | 235.30 | 230.54 | 239.31 | 284.47 | 301.39 | 18.87 | 5.95 |
| | %age Foregone | 54.90 | 66.34 | 53.46 | 47.43 | 64.34 | | |
| Burundi | Value of Exemptions | 403.03 | 113.75 | 143.31 | 173.80 | 528.26 | 21.28 | 203.95 |
| | Revenue Foregone | 19.94 | 24.70 | 51.32 | 59.12 | 120.19 | 15.20 | 103.29 |
| | Total customs revenue | 198.86 | 226.66 | 223.95 | 186.00 | 154.44 | -16.95 | -16.97 |
| | %age Foregone | 10.03 | 10.90 | 22.92 | 31.78 | 77.82 | | |

Source: Partner States' Revenue Authorities

Table 13: Tariff Bands, 2008 - 2012, (US\$ Millions)

| | Tariff band status | 2008 | 2009 | 2010 | 2011 | 2012 | Percent share 2010 (%) | Percent share 2011 (%) | Percent share 2012 (%) | %age change 2012 over 2011 |
|----------|--------------------|------------------|------------------|------------------|------------------|------------------|------------------------|------------------------|------------------------|----------------------------|
| Uganda | 0% | 3,205.25 | 3,045.39 | 3,485.55 | 4,296.95 | 4,554.10 | 74.73 | 76.31 | 75.36 | 5.98 |
| | 2% | | 114.19 | 0.18 | - | - | 0.00 | 0.00 | - | - |
| | 4% | 192.63 | 2.03 | 2.24 | 1.65 | 2.41 | 0.05 | 0.03 | 0.04 | 46.35 |
| | 6% | 17.29 | 16.88 | 25.42 | 23.90 | 32.70 | 0.54 | 0.42 | 0.54 | 36.78 |
| | 10% | 327.29 | 268.62 | 291.10 | 337.77 | 373.20 | 6.24 | 6.00 | 6.18 | 10.49 |
| | 25% | 668.23 | 676.52 | 716.94 | 839.90 | 864.21 | 15.37 | 14.92 | 14.30 | 2.89 |
| | >25% | 115.16 | 133.98 | 142.92 | 130.70 | 216.23 | 3.06 | 2.32 | 3.58 | 65.43 |
| | Total | 4,525.87 | 4,257.60 | 4,664.34 | 5,630.87 | 6,042.84 | 100.00 | 100.00 | 100.00 | 7.32 |
| Kenya | 0% | 7,478.90 | 6,288.15 | 7,776.50 | 9,830.07 | 10,600.19 | 65.05 | 67.12 | 65.33 | 7.83 |
| | 10% | 1,317.74 | 1,294.17 | 1,449.98 | 1,642.70 | 2,028.91 | 12.13 | 11.22 | 12.50 | 23.51 |
| | 25% | 1,803.21 | 1,738.20 | 2,117.97 | 2,375.75 | 2,702.92 | 17.72 | 16.22 | 16.66 | 13.77 |
| | >25% | 540.67 | 868.06 | 610.45 | 797.79 | 894.81 | 5.11 | 5.45 | 5.51 | 12.16 |
| | Total | 11,140.52 | 10,188.58 | 11,954.90 | 14,646.30 | 16,226.84 | 100.00 | 100.00 | 100.00 | 10.79 |
| Tanzania | 0% | 4,219.21 | 3,710.90 | 4,486.10 | 7,289.12 | 6,937.59 | 55.69 | 65.20 | 59.22 | -4.82 |
| | 10% | 1,248.59 | 1,606.80 | 2,298.40 | 1,860.48 | 2,292.71 | 28.53 | 16.64 | 19.57 | 23.23 |
| | 25% | 1,353.38 | 1,075.30 | 1,107.30 | 1,787.79 | 2,228.18 | 13.74 | 15.99 | 19.02 | 24.63 |
| | >25% | 86.66 | 113.8 | 164.30 | 242.71 | 257.25 | 2.04 | 2.17 | 2.20 | 5.99 |
| | Total | 6,907.84 | 6,506.80 | 8,056.10 | 11,180.10 | 11,715.73 | 100.00 | 100.00 | 100.00 | 4.79 |
| Rwanda | 0% | 263.38 | 398.25 | 525.75 | 950.47 | 980.13 | 45.32 | 69.90 | 59.55 | 3.12 |
| | 5% | 123.76 | 63.93 | - | 72.34 | 311.24 | - | 5.32 | 18.91 | 330.23 |
| | 10% | - | 64.37 | 159.36 | 114.10 | 174.23 | 13.74 | 8.39 | 10.59 | 52.71 |
| | 15% | 195.16 | 110.57 | - | - | - | - | - | - | - |
| | 25% | - | 449.42 | 409.04 | 204.43 | 147.17 | 35.26 | 15.03 | 8.94 | -28.01 |
| | >25% | 454.78 | 25.64 | 65.81 | 18.36 | 33.11 | 5.67 | 1.35 | 2.01 | 80.28 |
| | Total | 1,037.07 | 1,112.18 | 1,159.96 | 1,359.70 | 1,645.88 | 100.00 | 100.00 | 100.00 | 21.05 |
| Burundi | 0% | | | 355.30 | 490.98 | 531.00 | 65.81 | 53.30 | 55.86 | 8.15 |
| | 2% | | | 0.00 | 0.00 | 0.11 | 0.00 | 0.00 | 0.01 | - |
| | 5% | | | 0.09 | 9.86 | 4.27 | 0.02 | 1.07 | 0.45 | -56.70 |
| | 10% | | | 55.14 | 268.30 | 223.12 | 10.21 | 29.12 | 23.47 | -16.84 |
| | 15% | | | 0.05 | 0.09 | 0.26 | 0.01 | 0.01 | 0.03 | 174.84 |
| | 22.50% | | | 0.00 | 0.00 | 0.00 | 0.00 | 0.00 | 0.00 | -9.63 |
| | 25% | | | 112.42 | 134.35 | 139.15 | 20.82 | 14.58 | 14.64 | 3.57 |
| | >25% | | | 16.92 | 17.63 | 52.68 | 3.13 | 1.91 | 5.54 | 198.83 |
| | Total | | | 539.92 | 921.22 | 950.60 | 100.00 | 100.00 | 100.00 | 3.19 |

Source: Partner States' Revenue Authorities

*East African Community
Secretariat
P.O.Box 1096,
Arusha, Tanzania
Telephone: +255 27 2162100
Fax: +255 27 2162190
E-mail: eac@eachq.org
Website: www.eac.int*

