




EAC TRADE REPORT

2011

One People. One Destiny





THE EAST AFRICAN COMMUNITY

EAC TRADE REPORT 2011

EAC Secretariat
Arusha, Tanzania,
December, 2012

TABLE OF CONTENTS

LIST OF TABLES.....	v
LIST OF FIGURES	vi
FORWARD	vii
ACRONYMS	ix
CHAPTER ONE	1
THE EAST AFRICAN COMMUNITY INTEGRATION PROCESS	1
1.1 Background.....	1
1.2 Overview of the EAC Integration.....	1
1.3 COMESA, EAC, SADC Tripartite Arrangement.....	2
1.4 Purpose of the Report	2
1.5 Structure of the Report.....	2
CHAPTER TWO	4
OVERVIEW OF MACROECONOMIC AND TRADE DEVELOPMENTS	4
2.1 Global Macroeconomic Environment.....	4
2.1.1 EAC Macro Economic Environment.....	6
2.1.1.1 Economic Growth.....	6
2.1.1.2 Inflation.....	7
2.1.1.3 Exchange Rate	8
2.1.1.4 Balance of Payments.....	10
2.1.1.5 National Savings.....	11
2.1.1.6 External Debt.....	12
2.2 Trade Developments.....	13
CHAPTER THREE.....	14
EAC TRADE PERFORMANCE	14
3.1 Total Intra-EAC Trade.....	14
3.1.1 Imports.....	15
3.1.2 Exports.....	15
3.2 EAC Trade with the Rest of the World	15
3.2.1 Imports.....	17
3.2.2 Exports.....	17

CHAPTER FOUR	18
TRADE DEVELOPMENTS IN THE EAC PARTNER STATES	18
4.1 Kenya’s International Trade	18
4.1.1 Imports	19
4.1.2 Domestic Exports.....	20
4.1.3 Re-exports.....	20
4.1.4 Intra EAC Trade	21
4.1.4.1 Intra EAC Imports	21
4.1.4.2 Intra-EAC Domestic Exports.....	22
4.1.4.3 Intra-EAC Re-Exports	22
4.2 Tanzania’s International Trade	23
4.2.1 Imports	23
4.2.2 Domestic Exports.....	24
4.2.3 Re-exports	25
4.2.4 Tanzania’s Intra-EAC Trade.....	25
4.2.4.1 Imports	26
4.2.4.2 Domestic Exports.....	27
4.2.4.3 Re-Exports	27
4.3 Uganda’s International Trade	28
4.3.1 Imports	29
4.3.2 Domestic Exports.....	30
4.3.3 Re-Exports	30
4.3.4 Intra EAC Trade	31
4.3.4.1 Imports	32
4.3.4.2 Domestic Exports.....	32
4.3.4.3 Re-Exports	33
4.4 Rwanda’s International Trade.....	33
4.4.1 Imports.....	34
4.4.2 Domestic Exports.....	34
4.4.3 Re-exports.....	35

4.4.4	Intra EAC Trade	35
4.4.4.1	Imports	36
4.4.4.2	Exports	36
4.4.4.3	Re-Exports	36
4.5	Burundi International Trade	37
4.5.1	Imports	38
4.5.2	Domestic Exports.....	39
4.5.3	Re-Exports	40
4.5.4	Burundi intra EAC Trade.....	41
4.5.4.1	Imports	41
4.5.4.2	Domestic Exports.....	42
4.5.4.3	Re-exports.....	42
CHAPTER FIVE		43
SPECIAL CATEGORY CONSIDERATIONS WITHIN EAC CUSTOMS UNION		43
5.1	Exemptions and Remissions	43
5.2	Sensitive Goods	45
5.3	Excisable Products.....	46
5.4	Tariff Bands	47
CHAPTER SIX		50
CUSTOMS REVENUE PERFORMANCE IN EAC.....		50
6.1	General Performance of Customs Revenue.....	50
CHAPTER SEVEN		53
INVESTMENT FLOWS IN THE COMMUNITY.....		53
7.1	Policy Framework.....	53
7.2	Investment Climate.....	53
7.3	EAC Foreign Direct Investment flows from 2009 to 2011	54
7.3.1	Kenya.....	54
7.3.2	Intra-EAC Investment Flows.....	55
7.4	Employment Creation.....	56
7.5	Sectoral Distribution of Foreign Direct Investment	57
7.5.1	Kenya.....	57
7.5.2	Tanzania.....	57

7.5.3	Uganda.....	58
7.5.4	Rwanda.....	59
7.5.5	Burundi.....	60
7.6	Individual Countries' Sources of Investment.....	60
7.6.1	Tanzania.....	60
7.6.2	Uganda.....	61
7.6.3	Rwanda.....	62
7.6.4	Burundi.....	62
7.7	Challenges to Investment Promotion.....	62
CHAPTER EIGHT.....		63
CONCLUSIONS.....		63
APPENDICES.....		65

LIST OF TABLES

Table 2.1: GDP Growth Rates (Percent Changes) for Selected Economies, 2009 - 2011	5
Table 2.2: Selected Economic Indicators by Region, 2009-2011	5
Table 2.3: World Merchandise trade for selected regions (Annual Percentage at constant prices)	13
Table 3.1: Total Intra-EAC Trade, 2005-2011 (US\$ million).....	14
Table 3.2: Trade flow for EAC, 2006-2011 (US\$ million).....	16
Table 4.1: Tanzania's Intra-EAC Exports, 2007 – 2011 (US\$ million).....	27
Table 4.2: Uganda's Domestic Exports to EAC Partner States, 2010-2011, US\$ millions	32
Table 4.3: Uganda's Intra- EAC Exports, 2009-2011 US\$ Millions	33
Table 5.1: Total Exemptions and Remissions Granted by EAC Partner States, 2007 – 2011	43
Table 5.2: Tariff Bands, 2010 - 2011, US\$ Millions	49
Table 6.1: Customs Revenue Collected by EAC Partner States, 2009-2011 (US\$ million).....	50
Table 7.1: Foreign Direct Investment Flows in EAC region, 2008 - 2011 (US\$ Million)	55
Table 7.2: Number of Jobs Created Through Foreign Investments, 2008 -2011	56
Table 7.3: Kenya's Sectoral Distribution of Foreign Direct Investment, 2010 and 2011	57
Table 7.4: Tanzanias Sectoral Distribution of Foreign Investment, 2010 -2011	58
Table 7.5: Uganda's Sectoral Distribution of Foreign Direct Investment 2010-2011	59
Table 7.6: Rwanda's Sectoral Distribution of Foreign Direct Investment 2010 and 2011	60
Table 7.7: Tanzania's Major Sources of Investments, 2010 and 2011	61
Table 7.8: Uganda's Ten Major Sources of Investments, 2010 and 2011	61
Table 7.9: Rwanda's Ten Major Sources of Investments, 2010 and 2011.....	62

LIST OF FIGURES

Figure 3.1: Total Intra-EAC Trade, 2007-2011 (US\$ million)	15
Figure 4.1: Kenya's Total Exports, Imports and Trade Balance 2007-2011	18
Figure 4.2: Share of Kenya's Imports by Country of Origin (percent).....	19
Figure 4.3: Share of Kenya's Domestic Exports by Destination (percent).....	20
Figure 4.4: Trends of Kenya's Re-exports as percentage of Total Exports	21
Figure 4.5: Kenya's Trade with EAC Partner States, US\$ million.....	21
Figure 4.6: Tanzania's Total Exports, Imports and Trade Balance, 2007-2011	23
Figure 4.7: Tanzania's Percentage Shares of Imports by Origin	24
Figure 4.8: Tanzania's Percentage Shares of Domestic Exports by Destination	25
Figure 4.9: Tanzania's Trade with EAC Partner States	26
Figure 4.10: Uganda's Total Exports, Imports and Trade Balance, 2007 -2011 (US\$ millions)	29
Figure 4.11: Uganda's Import's by Country /Region of Origin, % share	29
Figure 4.12: Uganda's Domestic Exports by Country/ Region of Destination % share	30
Figure 4.13: Uganda's Re-exports as a % of Total Exports.....	31
Figure 4.14: Uganda's EAC Intra Exports, Imports and Trade Balance, 2007 -2011 (US\$ millions)	31
Figure 4.15: Rwanda's Total Exports, Imports and Trade Balance, 2007-2010	33
Figure 4.16: Rwanda's Percentage Shares of Imports by Origin	34
Figure 4.17: Rwanda's Percentage Shares of Domestic Exports by Destination	35
Figure 4.18: Rwanda's Re-exports as % of Total Exports	35
Figure 4.19: Rwanda's Trade with EAC Partner States	36
Figure 4.20: Burundi's total Exports, Imports and Trade Balance, 2005-2011 (US\$ million).....	38
Figure 4.21: Burundi's Imports by Country of Origin (%)	39
Figure 4.22: Burundi's % share of domestic Exports by Destination	40
Figure 4.23: Burundi' Re-exports as % of Total Exports.....	40
Figure 4.24: Burundi's Trade wit EAC Partner States, US\$ millions	41

FORWARD

This is the seventh EAC Trade Report since 2005. The EAC Trade Report 2005 set the pace in analysing the trade flows of EAC as a unified trade entity. Over the period the analysis has improved in quality. The 2011 trade flows reflect continued growth of intra-EAC trade. The Intra-EAC trade in 2011 amounted US\$ 4,485.9 Millions compared to US\$ 3,722.9 Millions in 2010 representing a 20.5 percent increase. The increase was attributed to increase of both imports and exports within the bloc that went up by 23.7 percent and 18.2 percent, respectively. The share of intra EAC trade among the Partner States remained almost the same with Kenya continuing to dominate, accounting for about 41 percent of total intra-trade. Moreover, during the period, only Burundi recorded an increase in its share to 4.2 percent from 2.6 percent of the total intra EAC trade in 2010.

The report further manifests a commitment of Partner States in the implementation of the Customs Union particularly the uniform application of the customs instruments. In addition, the report is a tool which will enable EAC to model and shape its trade policy with other regions. The ongoing Free Trade Area negotiations between EAC, COMESA and SADC is expected be informed by the information provided in this report and previous trade reports.

Statistical data is a pivotal factor in all the integration stages of the EAC and becomes increasingly pertinent as we continue the implementation EAC Common market whose implemtetation started on 1st July 2009 and as the region moves towards finalisation of negotiations of the Monetary Union Protocol. Under the Customs Union, production and exchange of customs and trade statistics and information is one of the areas of co-operation and the EAC Customs Management Act provides for the compilation and dissemination of such statistics.

The production of the trade reports has been made possible by the reforms and modernisation being undertaken by Customs Administrations through enhanced computerisation and administrative efficiencies that enable the production of quality data. The quality and timely production of this Trade Report will improve the finalization of project the interconnectivity of Customs through Raddex System which is being coordinated by the Secretariat and expected to become fully functional by the end of 2012.

I recognise and appreciate the efforts of experts from the Revenue Authorities, Bureaus of Statistics and Central Banks of the EAC Partner States and their valuable input in compiling this report. The team from the Directorate of Trade and the Department of Statistics at the EAC Secretariat led by the Directors of Trade need special mention in coordinating the whole exercise from compilation, analysis to production of this report.

We commend the Development Partners, particularly the European Union who have since 2005 funded the preparation of EAC trade reports through the Regional Integration Support Programme. It is my hope this this partnership will continue to grow stronger in future.

Dr. Richard Sezibera
Ambassador
SECRETARY GENERAL
EAC

ACRONYMS

AFDB	African Development Bank
BOU	Bank of Uganda
BOT	Bank of Tanzania
CBK	Central Bank of Kenya
CET	Common External Tariff
CIS	Commonwealth Independent States
CPI	Consumer Price Index
COMESA	Common Market for Eastern and Southern States
EAC	East African Community
ECOWAS	Economic Community for West African States
EPA	Economic Partnership Agreement
EU	European Union
FDI	Foreign Direct Investments
FTA	Free Trade Area
FRW	Rwanda Francs
GDP	Gross Domestic Product
GNS	Gross National Savings
ICBT	Informal Cross Border Trade
IMF	International Monetary Fund
IPAs	Investment Promotion Authorities
KNBS	Kenya National Bureau of Statistics
KRA	Kenya Revenue Authority
NTBs	Non-Tariff Barriers to Trade
RECs	Regional Economic Communities
ROA	Rest of Africa
SADC	Southern Africa Development Community
TRA	Tanzania Revenue Authority
UAE	United Arab Emirates
UBOS	Uganda Bureau of Statistics
URA	Uganda Revenue Authority
USA	United States of America
WTO	World Trade Organization

CHAPTER ONE

THE EAST AFRICAN COMMUNITY INTEGRATION PROCESS

1.1 Background

The integration of EAC is premised on the objective of attaining deeper integration of the region for the realisation of balanced growth and development in order to enhance the standards of living of its peoples. The entry point of the integration process is the Customs Union which came into effect in 2005 followed by a Common Market in 2009 and Monetary Union that is slated for 2012. Year 2011 marked the seventh year of the implementation of the EAC Customs Union. A fully fledged stage presupposes attainment of an inter-EAC free trade regime coupled with unhindered movement of goods within the region, a deeper harmonised trade policy, strengthened regional institutional framework and integrated regional wide systems on customs and trade.

In April 2011, the High Level Taskforce on negotiations of EAC Monetary Union commenced its work. The negotiations for the third stage of integration process are expected to be finalised by December, 2012. The conclusion and entry into force of Monetary Union Protocol will further enhance the integration in the region culminating into the final stage of integration process which is Political Federation.

1.2 Overview of the EAC Integration

The seven years of implementing the Customs Union has been characterised by further harmonisation of customs and trade related instruments. The Common External Tariff was reviewed in 2011 to cater for the dynamic trade and business environment taking into account the applicable rates on all the products imported into the region. The end 2011 was the commencement of the EAC study on the establishment of a Single Customs Territory. The establishment of a Single Customs Territory will further enhance consolidation of the EAC Customs Union. In the period under review, the Customs Management Act had also undergone periodic amendments to accommodate the changing business environment. A review of the Rules of Origin was also undertaken and the criterion on change in tariff heading was operationalized.

Harmonisation of quality standards in the region attained 1200 products and regulations on draft testing laboratories were also developed and are a consideration by the Sectoral Council on Legal and Judicial Affairs.

The EAC as an entity continued to negotiate the EPAs with the EU with focus on finalisation of outstanding issues in the framework agreement to pave way for its signature in December, 2012.

In the area of elimination of Non Tariff Barriers, the National Monitoring Committees and the EAC Regional Forum on NTBs continued to spearhead elimination of NTBs in the region. In order to enhance elimination of NTBs, the study on the development of a legally binding enforcement mechanism on the elimination of identified NBTs was launched and it is expected to be finalised in 2012.

1.3 COMESA, EAC, SADC Tripartite Arrangement

The EAC has remained a key player in the development tripartite arrangements with COMESA and SADC. Pursuant to the Tripartite Summit declaration made in October 2008 to establish a COMESA-EAC-SADC FTA, various preparatory works including development of various instruments were undertaken. These included the development of a study for the establishment of the FTA, a roadmap and a draft FTA Agreement. The process entails cover programmes to harmonise, coordinate and synchronise policies and regulatory frameworks on Customs, Trade and infrastructure related amongst other areas.

1.4 Purpose of the Report

This report is the seventh EAC Trade report since 2005 and it builds on the previous trade reports by providing data on key elements of trade and investment. The analysis gives a global perspective on macro-economic variables during 2011. The EAC status is also analysed in the context of the overall global performance and specifically the trade flows during the period under review. The report disaggregates the analysis into specific areas that constitute the tariff structure such as the sensitive rates, the tariff bands, exemptions and the excisable goods. The report also presents detailed status of the revenue and investment performance. The report is a useful tool in providing requisite data for policy, academia, research and business. The Trade Report also underpins specific policy documents that are published from time to time by various sources.

1.5 Structure of the Report

The report is structured in 8 chapters, with the first chapter providing an introduction and background to the EAC integration process. Chapter two gives an overview of macroeconomic and trade developments at international level; and macro economic developments at regional level. The third chapter discusses trade developments among the EAC Partner States and other regions.

Chapter four and five cover analysis of trade performance of each of the EAC Partner States. Chapter six is a review of customs revenue performance of the Partner States. Chapter seven reviews the performance of investment flows in the region and chapter eight presents the conclusion.

CHAPTER TWO

OVERVIEW OF MACROECONOMIC AND TRADE DEVELOPMENTS

2.1 Global Macroeconomic Environment

During the year 2011, World trade growth decelerated sharply as the global economy struggled under influence of natural disasters, financial uncertainty and civil conflict. Earthquakes in Japan and flooding in Thailand shock global supply chains and fears of sovereignty default in Euro Area weighed heavily in the closing months of the year. All the above factors combined to produce below average growth in trade in 2011. The growth rate declined to 2.4 in 2011 from 3.8 in 2010 due to the on-going sovereign debt crisis in Europe, supply chains disruptions from natural disasters in Japan and Thailand and turmoil in Arab Countries.

GDP growth in the United States was 1.7 percent in 2011 compared to 3.0 percent in 2010. The Euro Area recorded 1.5 percent compared to 2.1 percent in 2010. South and Central America a growth rate of 4.5 percent while Commonwealth of Independent States recorded 4.6 percent.

Among the advanced economies, Japan recorded the lowest growth of -0.5 compared to 4.0 in 2010 while China and India recorded growth rates of 9.2 and 7.8 percent in 2011 respectively which were the highest in the World. The newly industrialised economies of Hong Kong, Chinese, The republics of Korea and Singapore together grew at 4.2 percent.

However, African region recorded 2.3 percent due to the uprising in Libya, Tunisia and Egypt. The table below shows Gross Domestic Product Growth Rates (Percent Changes) for Selected Economies, 2009 – 2011.

Table 2.1: GDP Growth Rates (Percent Changes) for Selected Economies, 2009 - 2011

Area	2009	2010	2011
World Output	-2.6	3.8	2.4
North America	-3.6	3.2	1.9
United States	-3.5	3	1.7
South and Central America	-3.5	6.1	4.5
Europe	-0.3	2.2	1.7
European Union (27)	-4.1	2.1	1.5
Commonwealth of Independent States (CIS)	-4.3	4	4.6
Africa	2.2	4.6	2.3
Middle East	1	4.5	4.9
Asia	-0.1	6.4	3.5
China	9.2	10.4	9.2
Japan	-6.3	4	-0.5
India	6.8	10.1	7.8
Newly industrialized economies (Hong Kong, China; Republic of Korea; Singapore and Chinese Taipei)	-0.6	8	4.2

Source: World Trade Report 2012

Significant exchange rate fluctuations occurred during 2011, which shifted the competitive positions of some major traders and prompted policy responses particularly in Switzerland and Brazil. Fluctuations were driven in large part by attitudes towards risk related to the Euro sovereign debt crisis. The value of the United States dollar fell 4.6 percent in nominal terms against a broad basket of currencies and 4.9 percent in real terms making US goods less expensive in the export market.

The gross national savings and investment in all regions increased as shown in the Table above.

Table 2.2: Selected Economic Indicators by Region, 2009-2011

INDICATOR	REGION	2009	2010	2011
Gross National Savings (percent of GDP)	World	21.6	23.0	24
	Advanced Economies	19.5	18.2	18.5
	Euro Area	21.3	19.8	20.0
	Sub-Saharan Africa	22.5	19.9	20.3
Investment (percent of GDP)	World	23.7	22.8	23.5
	Advanced Economies	20.9	18.6	18.8
	Euro Area	21.8	19.3	19.6
	Sub-Saharan Africa	22.4	22.1	22.6

Source: World Economic Outlook, April 2012

2.1.1 EAC Macro Economic Environment

2.1.1.1 Economic Growth

Kenya

The Kenyan economy grew by 4.4 percent in 2011 compared to a growth rate of 5.8 percent in 2010. The slowdown was mainly attributed to high oil and food prices as well as unfavourable weather conditions in some parts of the country. The domestic demand was further suppressed by the weakening of the Kenya Shilling in the foreign exchange market during the third quarter of 2011.

Agriculture, manufacturing and financial intermediation sectors registered slow growth rates of 1.5 percent, 3.3 percent and 7.8 percent respectively in 2011 compared to growth rates of 6.4 percent, 4.5 percent and 9.0 percent in 2010. Electricity and Water Supply sector registered a contraction of 2.6 percent in 2011 compared to an expansion of 9.7 percent in 2010.

Tanzania

Tanzania real GDP grew by 6.4 percent in 2011 compared to 7.0 percent in 2010. The slowdown in growth is largely attributed to drought conditions in some parts of the country which adversely affected agricultural production. Electricity shortage contributed to low performance in manufacturing and other economic activities that rely on electricity. Despite the slowdown in overall growth, communication, financial intermediation, construction and education sub-sectors recorded higher growth rates with communication sub-sector recording the highest growth rate of 19.0 percent in 2011. This was mainly due to increased number of mobile phone subscribers. The share of communication in GDP was 2.2 percent in 2011 compared to 2.1 percent 2010.

Uganda

Uganda's economic recovery slowed after posting a real GDP growth rate of 5.9 percent in 2011 which was lower than the 6.2 percent recorded in 2010. This was mainly ascribed to exogenous factors (mainly international food and fuel prices), drought conditions that affected production and the persistent depreciation of the exchange rate.

Rwanda

Rwanda's real GDP in constant prices grew by 8.6 percent in 2011 compared with a growth of 7.2 percent registered in 2010. This high growth is driven by continuing good performance in all economic sectors such as agriculture sector (+4.7%), industry sector (+17.5%) and services sector (+8.9%) boosted by significant improvement in credit market conditions.

Burundi

In 2011, Burundi's economy registered a growth 4.2 percent compared to 4.8 percent during the previous year. This was attributed to the decrease in Primary sector activities which recorded a negative growth of 1.1 percent compared to 6.2 percent. The Secondary and Tertiary sectors registered growth rates of 11.2 percent and 5.2 percent compared to 6.8 percent and 3.0 percent, respectively.

2.1.1.2 Inflation**Kenya**

The overall annual inflation rate for Kenya rose from 4.1 percent in 2010 to 14.0 percent in 2011. This rise was mainly occasioned by sharp increase in world commodity prices. In addition, inadequate rainfall in the first half of the year which pushed domestic food prices upwards contributed much to the trend. The depreciation of the Kenya shilling against major World currencies accelerated further prices of imported products.

Tanzania

The annual average inflation rate rose from 7.6 percent in 2010 to 12.6 percent in 2011. The rise in inflation rate was driven by continued increases in the average price of oil in the world market, rainfall shortages during the fourth quarter of 2010 which affected crop harvests, increased electricity tariffs, depreciation of the Tanzanian shillings as well as rising prices for gas, cooking oil, rice and sugar. Food shortages in the Eastern Africa region fuelled further food inflation particularly rice, sugar and maize.

Uganda

Uganda's annual average inflation rate rose to 18.6 percent in 2011 from 4.1 percent in registered in 2010. The sharp increase in the general price levels is attributable to supply side shocks exacerbated by increased aggregate demand mainly driven by increased demand for foodstuffs from neighbouring countries.

Rwanda

Despite the challenging international and regional economic environment, the Rwanda's annual inflation rate has been contained in a single digit, with annual average of 5.6 percent in 2011 and 8.3 percent in December 2011. This was attributed to prudent monetary and exchange rate policies, well coordinated government policies to mitigate the exogenous inflationary pressures and good harvests.

Burundi

Burundi's annual average inflation rate rose to 9.6 percent compared to 6.5 percent recorded in 2010. The rise was contributed to increases in the price of food and non food particularly oil following high prices in the world market, and depreciation of the Burundian Franc.

2.1.1.3 Exchange Rate**Kenya**

In 2011, the Kenyan Shilling weakened against major international trading currencies. During the year under review, the Kenya Shilling depreciated against the US dollar, the Sterling Pound, the Euro and the Japanese Yen to exchange at an average of KSh 88.81 per US\$, KSh 142.34 per Sterling Pound, KSh123.60 per Euro and KSh 111.62 per 100 Japanese Yen compared to KSh 79.23 per US\$, KSh 122.51 per Sterling Pound, KSh 105.12 per Euro and KSh 90.53 per 100 Japanese Yen respectively in 2010. The depreciation of the Kenyan Shilling against major world currencies was mainly occasioned by high world commodity prices coupled with the Euro crisis.

In the African region, the Kenya Shilling depreciated against the South African Rand and the Tanzania Shilling and appreciated against the Uganda shilling to exchange at an average of KSh 12.27 per Rand, TSh 17.88 per KSh and UGX 28.43 per KSh compared to KSh 10.83 per Rand, TSh 18.18 per KSh and UGX 27.46 per KSh. Against the Rwanda Franc and Burundi Franc the Kenya Shilling exchanged at an average of RWF 6.78 per KSh and BIF 14.01 per KSh.

Tanzania

The value of Tanzanian shilling in 2011 declined by 10.3 percent to an average of TSh. 1,579.5 per US Dollar compared to TSh. 1,432.3 per US \$ in 2010. At the end of December 2011, the exchange rate stood at TSh. 1,587.6 compared to TSh. 1,469.9 per US \$ in December 2010. The depreciation of Tanzania shilling was due to various reasons including an increase in imports relative to exports,

inflation differential rates between Tanzania and major trading partners, speculation in foreign currency and an appreciation of US Dollar against other international currencies.

Uganda

The Uganda shilling depreciated against the United States Dollar by 16 percent from an average exchange rate of UGX 2,179 per US dollar in 2010 to UGX 2,523 per US dollar in 2011. The Ugandan Shilling also depreciated against the major currencies like the Euro and Sterling Pound. The depreciation of the shilling is attributable to stronger demand for foreign exchange which was not matched by available supply. Foreign exchange supply was affected by the increase in the structural trade deficit, reduced official aid flows and lower remittances from Ugandans living abroad.

Rwanda

In 2011, the Rwandan Franc remained stable, depreciating only by 1.6 percent against the US dollar, trading between RWF 594.45 end-December 2010 and 604.14 end-December 2011. This stability was explained by sufficient capacity of the banking system to respond to high demand for forex. It also depreciated by 1.5 percent vis-à-vis GBP, while it was quite stable against the Euro with an appreciation of 0.4 percent.

However, against other EAC currencies, RWF appreciated by 2.0 percent, 5.8 percent, 3.9 percent and 2.2 percent versus Kenyan Shilling, Tanzanian Shilling, Ugandan Shilling and Burundi Franc respectively.

Burundi

In 2011, the Burundi Franc depreciated against major currencies namely Japanese Yen (12.08 percent), US Dollar (2.46 percent), Sterling Pound (5.71 percent), Swiss Franc (19.36 percent) and EURO (6.78 percent).

Real Effective Exchange Rate (R.E.E.R) of Burundi Franc increased by 2.5 percent due to the rise in internal price by 9.7 percent while the external price remained stable with only 0.5 percent.

2.1.1.4 Balance of Payments

Kenya

In 2011, Kenya's balance of payments was under pressure on account of rising import bill. The current account deficit widened from US\$ 2,368.7 million in 2010 to US\$ 3,333.2 million in 2011 mainly on account of a 33.5 percent increase in the merchandise trade deficit (f.o.b). The value of imports (f.o.b) increased relatively faster by 23.4 percent to US\$ 14,207 million compared to the value of exports which increased by 11.2 percent to US\$ 5,806.6 million in 2011. Trade in international services registered a surplus of US\$ 5,067.3 million in 2011 up from a surplus of US\$ 3,923.7 million recorded in 2010 partly attributable to increased earnings from the tourism sector and remittance inflows. Capital and financial account improved significantly to US\$ 3,261.3 million in 2011 from US\$ 2,347.5 million in 2010. This was mainly as a result of increased direct investment and short term flows.

Tanzania

Tanzania's overall balance of payments position deteriorated to a deficit of US\$ 158.7 million in 2011 from a surplus of US\$ 343.1 million reported in 2010 mainly driven by a widening deficit in trade account arising from increased import particularly oil and capital goods. Capital and financial account improved to US\$ 2,811.6 million in 2011 from US\$ 2,426.6 million in 2010 this was mainly a result of increased project grants and foreign direct investment flows. Official foreign reserves as at end of December 2011 Amounted to US\$ 3,761.2 million which is equivalent to 3.8 months of imports of goods and services.

Uganda

Uganda's overall balance of payments position improved from a deficit of US\$ 162.9 million¹ in 2010 to a deficit of US\$ 90.1 million in 2011. The balance of payments position reflects a worsening in the current account deficit from US\$ 1,791.9 million in 2010 to US\$ 2,216.7 million in 2011. The goods account trade deficit widened from US\$ 2,376.4 million in 2010 to US\$ 2,678.6 million in 2011 while the deficit on the services account worsened from US\$ 777.6 million in 2010 to US\$ 1,154.1 million in 2011. The surplus on the capital and financial account improved from US\$ 1,051.7 million in 2010 to US\$ 1,742.9 million in 2011. Portfolio investments registered a surplus of US\$ 256.7 million during the period under review, while direct investments recorded a

¹ Overall balance of payment position for 2010 reversed from a deficit of US\$ 200.9 million to US\$ 162.9 million

surplus of US\$ 796.9 million. Official foreign exchange reserves decreased marginally from US\$ 2,415 million recorded in December 2010 to US\$ 2,400 million in December 2011.

Rwanda

Rwanda external sector performances kept on improving during the year 2011. The surplus in the balance of payments edged higher to US\$ 234.54 from US\$ 72.07 million recorded in 2010. These performances were mainly drawn by higher increase in net capital and financial transactions which picked up from US\$ 499.36 in 2010 to US\$ 682.50 million in 2011 offsetting the persistent current account deficit.

Burundi

Burundi's deficit in the current account slightly decreased to BIF 357,619.3 million compared to BIF 370,300.7 million recorded in 2010, largely due to narrowing of goods account deficit. The goods account deficit declined from BIF 540,355.1 million to BIF 414,956.7 million in 2011. Capital and Financial accounts recorded a surplus of BIF 350,842.7 million compared to BIF 362,681.3 million in 2010.

2.1.1.5 National Savings

Kenya

In Kenya, the ratio of gross national savings to GDP increased from 11.3 percent in 2010 to 13.2 percent in 2011.

Tanzania

In 2011, the gross national savings ratio to GDP declined to 20.53 (World Economic Outlook, April 2012) as compared to 24.15 recorded in 2010.

Uganda

Uganda's gross savings as a percent of GDP was estimated to have (World Economic Outlook, April 2012) increased from 15.6 percent in 2010 to 21.5 percent in 2011.

Rwanda

In Rwanda, the level of gross national savings (GNS) increased by 58.9 percent from Rwf billions 318 in 2010 to Rwf billions 505 in 2011

Burundi

Burundi gross national savings has significantly increased amounting BIF 294.6 million in 2011 compared to BIF 127.1 million recorded in 2010.

2.1.1.6 External Debt**Kenya**

Kenya's external debt stock increased by 8.5 percent from US\$ 7,429.3 million as at December 2010 to US\$ 8,059.5 million as at December 2011. This comprised of debt owed to bilateral, multilateral and suppliers credit, which accounted for 34 percent, 62.2 percent and 3.2 percent respectively. Under the multilateral creditors, IDA/IFAD was the leading with a disbursement of US\$ 3,462.1 million as at the end of December 2011 (Ministry of Finance, Quarterly Budget Review, 2011/2012).

Tanzania

As at end December 2011, Tanzania external debt stock increased to US\$ 8,959.6 million representing an increase of 7.1 percent from US\$ 8,363 million recorded at end of December 2010. Out that US\$ 7,133 Million was public debt and remaining US\$ 1826.6 was the Private Sector debt.

Uganda

Uganda's external debt stock increased from US\$ 2,706 million as at end of December 2010 to US\$ 2,989 million as at end of December 2011.

Rwanda

As compared to the previous year, the public external debt stock of Rwanda rose by 28.4 percent to US\$ 984.7 million in 2011 from US\$ 766.6 million at the end of 2010. This increase resulted mainly from new disbursements from bilateral debt by 31.4 percent, while the multilateral debt increased by 27.9 percent. The multilateral institutions such as World Bank, African Development Bank and IMF represent 84.6 percent of the total outstanding public external debt while the remaining 15.4 percent were from bilateral sources.

Burundi

Burundi national external debt decreased to BIF 464,105.4 million in 2011 from BIF 478,170.4 million.

2.2 Trade Developments

Growth in real terms (i.e. discounting changes in prices) of World merchandise trade slowed significantly in 2011 to 5.0 percent, compared with 13.8 percent in 2010. However, Africa registered a contraction of 8.3 percent due to civil war in North Africa. Japan registered a growth of 0.5 percent while CIS advanced just 1.8 percent.

Africa recorded 5.0 percent increase in imports while CIS registered 16.7 percent growth of imports. India had the fastest export growth at 16.1 percent followed by China at 9.3 per cent.

In Asia, the export growth rates declined dramatically from 22.7 percent in 2010 to 6.6 percent in 2011. Similarly, import fell sharply to 6.4 percent in 2011 from 18.2 percent in 2010.

At regional level, Africa registered the slowest export growth in 2011, of -8.3 per cent, from 3.0 percent in 2010. Import growth was 5.0 percent in 2011, falling by 2.3 percent. North America's exports decreased by 8.7 per cent, while imports dropped by 11.0 percent in 2011.

Table 2.3: World Merchandise trade for selected regions (Annual Percentage at constant prices)

	GDP			EXPORTS			IMPORTS		
	2009	2010	2011	2009	2010	2011	2009	2010	2011
World	-2.6	3.8	2.4	-12.0	13.8	5.0	-12.9	13.7	4.9
North America	-3.6	3.2	1.9	-14.8	14.9	6.2	-16.5	15.7	4.7
United States	-3.5	3.0	1.7	-14.0	15.4	7.2	-16.4	4.8	3.7
Europe	-4.1	2.2	1.7	-14.1	10.9	5.6	-14.1	9.7	2.4
European Union	-4.3	2.1	1.5	-14.5	11.5	5.2	-14.1	9.5	2.0
Commonwealth of Independent States	-6.9	4.7	4.6	-4.8	6.0	1.8	-28.0	18.6	16.7
Africa	2.2	4.6	2.3	-3.7	3.0	-8.3	-5.1	7.3	5.0
Middle East	1.0	4.5	4.9	-4.6	6.5	5.4	-7.7	7.5	5.3
Asia	-0.1	6.4	3.5	-11.4	22.7	6.6	-7.7	18.2	6.4
China	9.2	10.4	9.2	-10.5	28.4	9.3	2.9	22.1	9.7
Japan	-6.3	4.6	-0.5	-24.9	27.5	-0.5	-12.2	10.1	1.9
India	6.8	10.1	7.8	-0.6	22.0	16.1	3.6	22.7	6.6

Source: World Trade Report 2012

CHAPTER THREE

EAC TRADE PERFORMANCE

3.1 Total Intra-EAC Trade

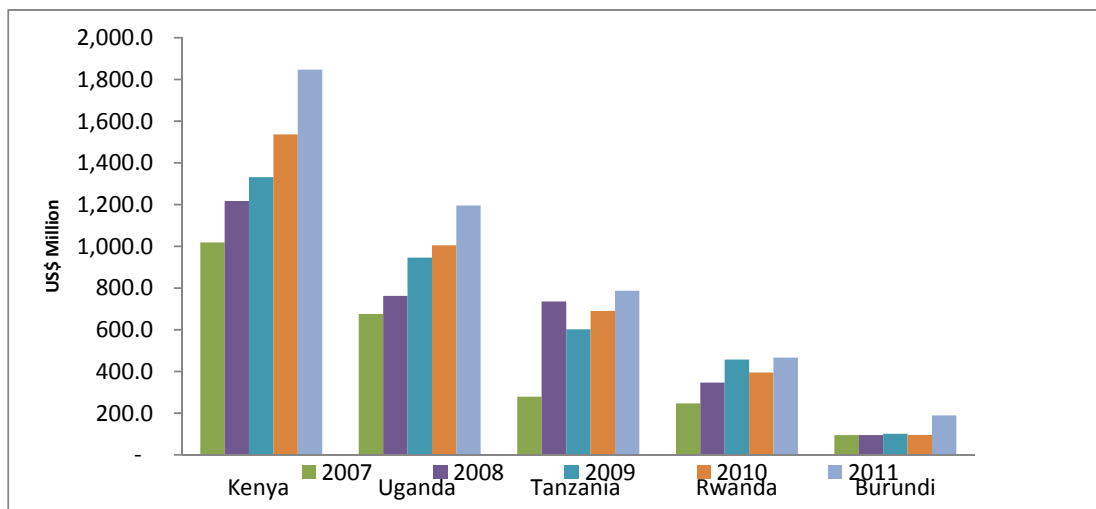
During 2011, intra-EAC² trade amounted to US\$ 4,485.9 million, being an increase of 20.5 percent when compared to the amount recorded in 2010. The development was attributed to increase of both imports and exports within the bloc that went up by 23.7 percent and 18.2 percent, respectively. The share of intra EAC trade among the Partner States remained almost the same with Kenya continued to dominate, accounting for about 41 percent of total intra-trade. Moreover, during the period, only Burundi recorded an increase in its share to 4.2 percent from 2.6 percent of the total intra EAC trade in 2010. Table 3.1 presents details on Intra-EAC trade for the period 2007 to 2011.

Table 3.1: Total Intra-EAC Trade, 2005-2011 (US\$ million)

		2005	2006	2007	2008	2009	2010	2011	Percentage Change				
									2007	2008	2009	2010	2011
Imports	Uganda	550.8	429.7	526.5	566.8	547.0	576.5	692.5	22.5	7.7	(3.5)	5.4	20.1
	Tanzania	175.9	220.6	110.1	425.3	316.9	295.9	378.1	(50.1)	286.3	(25.5)	(6.6)	27.8
	Kenya	59.5	76.7	188.0	181.0	162.5	256.8	302.9	145.1	(3.7)	(10.2)	58.0	17.9
	Burundi	24.3	61.4	80.8	86.5	88.2	77.2	160.8	30.1	6.6	2.3	3.3	4.3
	Rwanda	97.2	139.8	201.9	303.3	363.5	344.6	385.1	44.5	50.2	19.8	(5.2)	11.7
	Total	786.2	727.0	824.6	1,173.1	1,478.0	1,551.0	1,919.3	13.4	42.3	26.0	4.9	23.7
Exports	Uganda	87.9	101.8	148.8	195.2	398.8	428.6	503.7	46.2	31.2	104.3	7.5	17.5
	Tanzania	142.0	147.4	169.4	310.5	285.0	394.3	409.0	14.9	83.3	(8.2)	38.3	3.7
	Kenya	831.2	641.0	830.4	1,036.6	1,169.5	1,280.0	1,544.4	29.5	24.8	12.8	9.4	20.7
	Burundi	16.4	26.2	15.0	18.1	20.2	18.6	28.3	-35.63	-38.39	11.6	(8.1)	52.2
	Rwanda	36.8	36.6	45.1	43.4	93.2	50.4	81.2	23.0	(3.8)	114.8	(45.9)	61.0
	Total	1,061.1	890.2	1,148.6	1,542.2	1,966.7	2,171.9	2,566.5	29.0	34.3	27.5	10.4	18.2
Total EAC Trade value	Uganda	638.7	531.4	675.3	762.0	945.7	1,005.1	1,196.2	27.1	12.8	24.1	6.3	19.0
	Tanzania	317.9	368.0	279.5	735.8	601.9	690.2	787.1	(24.0)	163.2	(18.2)	14.7	14.1
	Kenya	890.7	717.7	1,018.4	1,217.6	1,332.0	1,536.8	1,847.2	41.9	19.6	9.4	15.4	20.2
	Burundi	58.1	88.2	95.0	95.6	101.0	95.8	189.1	7.7	0.6	5.7	(5.2)	97.4
	Rwanda		176.4	247.0	346.7	456.6	395.0	466.2	40.0	40.3	31.7	(13.5)	18.0
Total	1,905.4	1,881.7	2,315.2	3,157.7	3,437.3	3,722.9	4,485.9	23.0	36.4	8.9	8.3	20.5	

Source: Partner States Revenue Authorities, Central Banks and National Statistics Offices

² Beginning 2009, Intra-EAC trade considers all Partner States including Rwanda and Burundi

Figure 3.1: Total Intra-EAC Trade, 2007-2011 (US\$ million)

Source: Partner States Revenue Authorities, Central Banks and National Statistics Offices

3.1.1 Imports

The total intra-EAC imports increased to US\$ 1,919.3 million compared with US\$ 1,551.0 million in 2010. All the Partner States recorded growth in imports with Tanzania having the fastest growth followed by Uganda. Meanwhile, Burundi recorded the least growth (4.3 percent) in imports originating within the region. Otherwise, Uganda was the major importer accounting for 36.1 percent and followed by Rwanda with 20.1 percent of total intra EAC imports. Intra-EAC imported commodities mainly include industrial & agricultural products and natural resources.

3.1.2 Exports

The total intra-EAC exports rose to US\$ 2,566.5 million in 2011 compared to US\$ 2,171.9 million registered in the preceding year, with all Partner States recording growth in exports within the bloc. The highest growth was registered by Rwanda and Burundi that grew by 61.0 percent and 52.2 percent, respectively. In terms of market share, Kenya remained dominant in intra-EAC exports accounting for 60.2 percent of the total intra-EAC exports. The Exports shares of Uganda, Tanzania, Rwanda and Burundi in total intra-EAC exports were 19.6 percent, 15.9 percent, 3.1 percent and 1.1 percent, respectively.

3.2 EAC Trade with the Rest of the World

In 2011, the EAC total trade with the rest of the world registered a growth of 24.57 percent to US\$ 41,878.0 million compared to the level recorded in 2010. Similarly, total trade for the EAC bloc including intra EAC trade also increased by 26.80 percent to US\$ 46,363.9 million compared to US\$ 37,341.8 million in the preceding year. The development was largely driven by increased

levels of both imports and exports. During the period under review, total imports increased by 27.74 percent while exports recorded an increase of 15.66 percent. As a result, deficit on the trade balance widened significantly by 36.56 percent to US\$ 20,741.2 million compared to the deficit of US\$ 15,188.8 million in 2010.

The value of intra-EAC trade increased to US\$ 4,485.9 million in 2011, being 20.49 percent higher compared to US\$ 3,722.9 million recorded in the preceding year. Like in the previous years, the structure of intra-EAC trade was mainly dominated by agricultural commodities and manufactured goods. Despite of the increase in value, the share of intra-EAC to total trade remained virtually unchanged at 9.68 percent. **Table 3.2** summarizes the EAC trade flows for the period from 2006 to 2011.

Table 3.2: Trade flow for EAC, 2006-2011 (US\$ million)

Trade Flow	Destination/Origin	2006	2007	2008	2009	2010	2011	% Change					
								2007	2008	2009	2010	2011	
Exports	Intra-EAC Total Exports	890.10	1,148.70	1,542.20	1,966.67	2,171.85	2,566.54	0.3	0.3	0.3	0.1	0.2	
	COMESA	867.71	1,012.95	1,539.69	1,313.90	1,610.13	1,901.52	0.3	0.5	-0.1	0.2	0.2	
	<i>of which</i>												
	Burundi	102.20	149.70	116.20					0.5	-0.2	na	na	na
	Rwanda	88.80	187.10	289.10					1.1	0.5	na	na	na
	SADC	731.67	809.99	1,107.81	941.51	1,319.04	1,789.96	-0.3	0.4	-0.2	0.4	0.4	
	Rest of Africa	211.61	243.35	357.95	249.25	260.99	309.74	-0.1	0.5	-0.3	0.0	0.2	
	EU	1,265.69	1,477.16	2,376.42	2,072.06	2,193.58	2,520.97	0.2	0.6	-0.1	0.1	0.1	
	USA	333.28	377.22	374.51	307.26	362.56	385.56	0.1	0.0	-0.2	0.2	0.1	
	Total Exports to Rest of the World	2,082.41	2,419.25	2,875.94	3,163.69	3,835.71	4,802.15	0.2	0.2	0.1	0.2	0.3	
	Total EAC Exports	6,336.30	7,808.63	10,115.72	9,349.80	11,076.47	12,811.35	0.2	0.3	-0.1	0.2	0.2	
	Percentage Intra-EAC to Total Exports	0.14	0.15	0.16	0.21	0.20	0.20						
	Percentage COMESA	0.17	0.17	0.19	0.14	0.15	0.15						
	<i>of which</i>												
	Burundi	0.02	0.02	0.01	0.00	0.00	0.00						
	Rwanda	0.01	0.02	0.03	0.00	0.00	0.00						
	Percentage SADC	0.11	0.07	0.04	0.10	0.12	0.14						
	Percentage Rest of Africa	0.04	0.03	0.04	0.03	0.02	0.02						
	Percentage EU	0.19	0.18	0.23	0.22	0.20	0.20						
	Percentage USA	0.05	0.05	0.04	0.03	0.03	0.03						
	Percentage Total exports to Rest of the World	0.31	0.29	0.31	0.34	0.35	0.37						
	Imports	Intra-EAC Total Imports	727.00	824.60	1,173.10	1,478.02	1,551.02	1,919.33	0.1	0.4	0.3	0.0	0.2
		COMESA	386.86	519.08	646.73	472.80	651.95	899.92	0.3	0.2	-0.3	0.4	0.4
<i>of which</i>													
Burundi		3.60	3.10	2.50					-0.14	-0.19	na	na	na
Rwanda		4.70	5.10	3.30					0.09	-0.35	na	na	na
SADC		1,442.95	1,470.77	2,171.35	2,149.52	2,065.39	2,734.52	0.01	0.48	-0.01	-0.04	0.32	
Rest of Africa		125.27	21.08	114.33	38.58	66.09	251.15	-0.85	4.42	-0.66	0.71	2.80	
EU		2,739.97	3,353.10	4,522.67	4,256.31	4,292.45	4,872.34	0.26	0.35	-0.06	0.01	0.14	
USA		582.84	983.28	770.55	923.20	807.18	1,059.71	0.71	-0.22	0.20	-0.13	0.31	
Total Imports to Rest of the World		8,857.20	11,606.79	14,539.51	13,428.86	16,770.87	22,212.92	0.33	0.25	-0.08	0.25	0.32	
Total EAC Imports		14,326.70	19,403.68	24,014.49	22,516.51	26,265.31	33,552.55	0.29	0.24	-0.06	0.17	0.28	
Percentage Intra-EAC to Total Imports		0.05	0.05	0.05	0.07	0.06	0.06						
Percentage COMESA		0.03	0.03	0.03	0.02	0.02	0.03						
<i>of which</i>													
Burundi		0.00	0.00	0.00	0.00	0.00	0.00						
Rwanda		0.00	0.00	0.00	0.00	0.00	0.00						
Percentage SADC		0.10	0.08	0.08	0.10	0.08	0.08						
Percentage Rest of Africa		0.01	0.00	0.01	0.00	0.00	0.01						
Percentage EU		0.17	0.17	0.18	0.19	0.16	0.15						
Percentage USA		0.04	0.05	0.03	0.04	0.03	0.03						
Percentage Total imports to Rest of World		0.59	0.61	0.62	0.60	0.64	0.66						
Percentage intra-EAC to Total Trade		0.08	0.08	0.08	0.11	0.10	0.10						
Total Trade		Total intra EAC Trade	1,617.10	1,973.30	2,715.30	3,444.69	3,722.87	4,485.87	0.22	0.38	0.27	0.08	0.20
	Total Trade	20,663.00	27,212.31	34,130.21	31,866.31	37,341.78	46,363.90	0.27	0.25	-0.07	0.17	0.24	
	EAC Trade Balance	-7,990.40	-11,595.05	-13,898.77	-13,166.71	-15,188.84	-20,741.20	0.33	0.20	-0.05	0.15	0.37	

Source: Partner States Revenue Authorities, Central Banks and National Statistics Offices

3.2.1 Imports

During 2011, imports to EAC region amounted to US\$33,552.6 million compared to US\$ 26,265.3 million in 2010. Persistent increase in global oil prices and surge in foreign direct investment related imports particularly in oil and natural gas explorations exerted more pressure on import bill in the the region. Consequently, the share of intra-EAC to total imports declined to 5.72 percent compared to 5.91 in the preceding year as both oil and capital goods for exploration activities are mostly originating from rest of the world.

3.2.2 Exports

Exports from EAC region increased to US\$12,811.4 million compared to US\$ 11,076.5 million a year before following recovery of commodity prices in global markets. Major exports from the region such as coffee, cotton, tea and minerals particularly gold recorded increase in export prices during the review period. During the period, the share of intra-EAC to total exports remained almost at the same level by recording a marginal increase of 20.03 percent compared to 19.61 percent in 2010.

CHAPTER FOUR

TRADE DEVELOPMENTS IN THE EAC PARTNER STATES

4.1 Kenya's International Trade

Kenya's international trade indicators for 2011 continued to show a widening merchandise trade deficit (Figure 4.1). Merchandise trade balance widened further from a deficit of US\$ 6,785.1 million in 2010 to US\$ 8,874.4 million in 2011, an increase of 30.8 percent, as depicted in Figure 4.1. Kenya's total trade expanded by 19.2 percent to US\$ 20,418.2 million in 2011 compared to a 16.9 percent growth in 2010. This growth was as a result of a substantial increase in the value of imports. In 2011, the value of total exports increased by 11.6 percent while the value of imports grew relatively faster at the rate of 22.5 percent. The value of imports grew faster due to increased importation of oil, electrical and mechanical machinery and transport equipment, and other capital goods (such as iron and steel) to spur economic growth.

Figure 4.1: Kenya's Total Exports, Imports and Trade Balance 2007-2011



Source: KRA, CBK, and KNBS

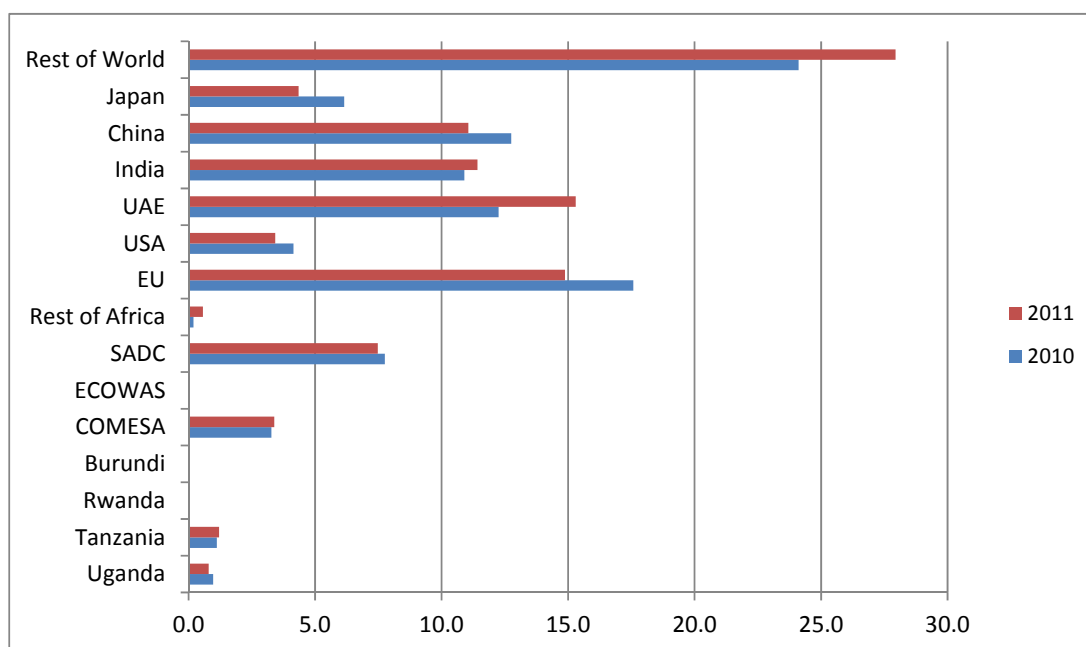
In 2011, EU, UAE, India and China were Kenya's major trading partners accounting for 17.1 percent, 12.1 percent, 8.7 percent and 8.1 percent of the total trade, respectively, compared to 19.5 percent, 9.9 percent, 8.2 percent and 9.1, percent, respectively, recorded in 2010. Kenya's trade with UAE recorded a 44.8 percent growth in 2011 compared to a 31.1 percent growth in 2010. Total trade with China recorded a decelerated growth of 6.8 percent in 2011 to stand at US\$ 1,662.2 million compared to a 56.3 percent growth in 2010. During the review period, total trade with U.S.A increased marginally by 1.5 percent compared to a 10.5 percent decline in 2010. In

2011, Kenya's trade with Japan declined by 12.9 percent to US\$ 663.3 million compared to a 15.4 percent growth recorded in 2010. This drastic decline was occasioned by a reduction in the production of road motor vehicles due to the disruption of imports from Japan following the tsunami crisis experienced in the country early in the year under review. Kenya's trade with EAC countries increased by 20.2 percent in 2011, whereby, Uganda, Tanzania and Rwanda recorded significant increases of 25.5 percent, 16.8 percent and 13.7 percent, respectively.

4.1.1 Imports

Kenya's imports increased by 22.5 percent from US\$ 11,954.9 million in 2010 to US\$ 14,646.3 million in 2011. This growth may be attributed to increased importation of oil, electrical and mechanical machinery and transport equipment, and other capital goods (such as iron and steel) to spur economic growth. The value of imports of oil, electrical and mechanical machinery and transport equipment, steel and iron, and cereals increased by 48.6 percent, 3.9 percent, 32.5 percent and 63.1 percent, respectively, to US\$ 4,016.8 million, US\$ 3,440 million, US\$ 648.8 million and US\$ 647.9 million, respectively, in 2011 (Appendix Table 6c). This may be partly attributed to the increased unit prices and the depreciation of the Kenyan Shilling against the major trading world currencies, in the review period. Just like in the previous period, European Union, China, UAE and India were the leading sources of Kenya's imports in 2011 jointly accounting for 52.7 percent of total imports (Figure 4.2 and Appendix Table 3).

Figure 4.2: Share of Kenya's Imports by Country of Origin (percent)



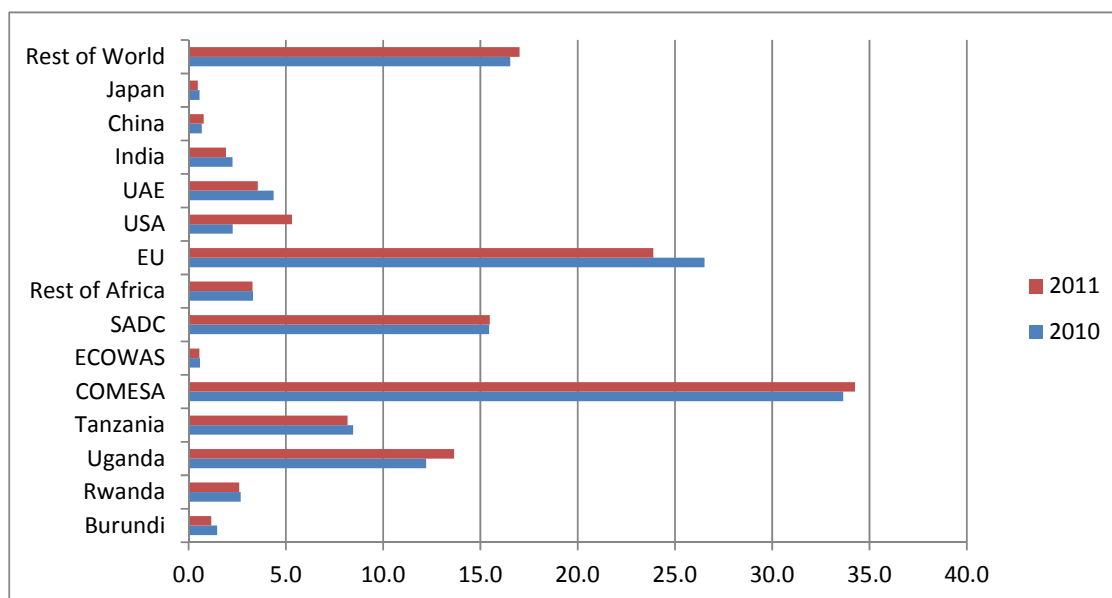
Source: KRA, CBK, and KNBS

4.1.2 Domestic Exports

Kenya's domestic exports increased by 18.9 percent from US\$ 4,587.1 million in 2010 to US\$ 5,455.5 million in 2011. Domestic exports of tea and coffee increased from US\$ 1,351.6 million in 2010 to US\$ 1,398.3 million in 2011 mainly due to increases in the unit prices in the global markets. Domestic export earnings from horticultural products comprising of live trees, plants, bulbs, vegetables, roots and bulbs rose from US\$ 715.4 million in 2010 to US\$ 743.2 million in 2011. Earnings from domestic exports of unmanufactured and manufactured tobacco increased from US\$133.2 million in 2010 to US\$ 209.8 in 2011 (Appendix Table 7f).

During 2011, COMESA and the European Union continued to be the leading destinations for the country's domestic exports accounting for 34.3 percent and 23.9 percent of the total domestic exports, respectively, vis-à-vis 33.7 percent and 26.5 percent recorded in 2010 (Figure 4.3 and Appendix Table 4).

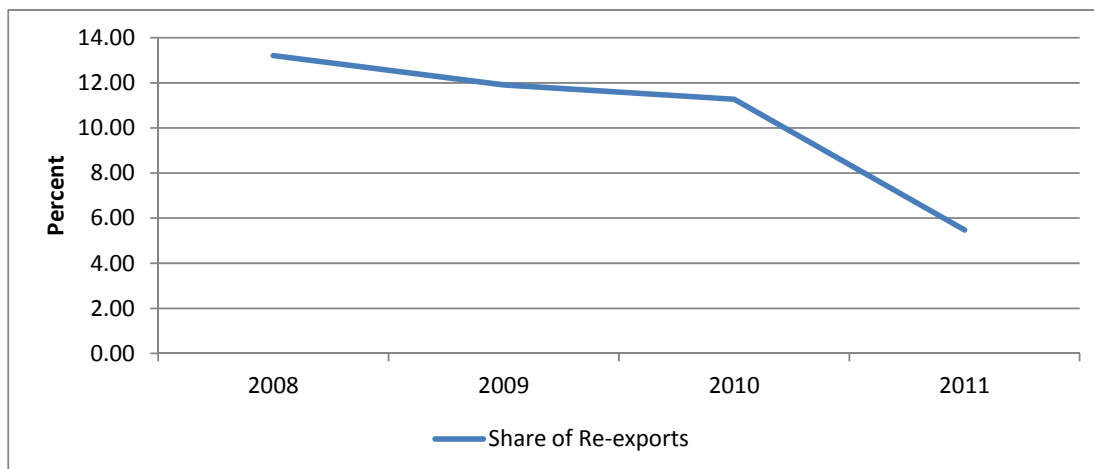
Figure 4.3: Share of Kenya's Domestic Exports by Destination (percent)



Source: KRA, CBK, and KNBS

4.1.3 Re-exports

Kenya's re-exports declined by 45.7 percent from US\$ 582.7 million in 2010 to US\$ 316.4 million in 2011. Similarly, the share of re-exports to total exports decreased drastically from 11.3 percent in 2010 to 5.5 percent in 2011 (Figure 4.4).

Figure 4.4: Trends of Kenya's Re-exports as percentage of Total Exports

Source: KRA, CBK, and KNBS

4.1.4 Intra EAC Trade

Kenya's total trade with EAC Partner States increased by 20.2 percent from US\$ 1,536.8 million in 2010 to US\$ 1,847.2 million in 2011. Kenya's trade surplus with EAC Partner States increased substantially from US\$ 1,023.1 million in 2010 to US\$ 1,241.5 million in 2011 compared to a marginal growth of 1.6 percent recorded in 2010 (Figure 4.5). This was on account of the faster growth of exports vis-à-vis imports.

Figure 4.5: Kenya's Trade with EAC Partner States, US\$ million

Source: KRA, CBK, and KNBS

4.1.4.1 Intra EAC Imports

During 2011, Kenya's imports from EAC Partner States increased by 17.9 percent from US\$ 256.8 million in 2010 to US\$ 302.9 million in 2011 compared to a significant increase of 58.1 percent in 2010. Imports from Tanzania increased from US\$ 133.1 million in 2010 to US\$ 176.5 million in 2011. Imports from Burundi more than doubled from US\$ 1.8 million in 2010 to US\$ 5.3 million in

2011. On the other hand, imports from Rwanda declined by 12.4 percent to US\$ 4.8 million in 2011 compared to a 74.9 percent increase recorded in 2010. Imports from Uganda declined marginally from US\$ 116.5 million in 2010 to US\$ 116.4 million in 2011 albeit being the second major country of origin for imports, in EAC region (Appendix Table 5c).

4.1.4.2 Intra-EAC Domestic Exports

In 2011, Kenya's domestic exports to the EAC Partner States increased by 22.6 percent from US\$ 1,138.9 million in 2010 to US\$ 1,396.1 million. The share of the domestic exports to the EAC countries increased to 24.2 percent of the total exports in 2011 as compared to 22.0 percent recorded in 2010. Domestic exports to Uganda, Tanzania and Rwanda increased by 32.9 percent, 14.9 percent and 15.4 percent to US\$ 744.8 million, US\$ 446.0 million and US\$ 141.8 million, respectively, in 2011. However, domestic exports to Burundi declined by 5.8 percent to US\$ 63.5 million. Domestic exports to Uganda, Tanzania, Rwanda and Burundi accounted for 53.4 percent, 31.9 percent, 10.2 percent and 4.6 percent of Kenya's intra-EAC total domestic exports, respectively, during the review period. The value of domestic exports of mineral fuels and oils, and iron and steel to Uganda increased by 75.0 percent and 77.0 percent to US\$ 79.3 million and US\$ 56.9 million, respectively, in 2011. Likewise, domestic exports of plastics, and beverages, spirits and vinegar to Uganda rose by 40.5 percent and 47.2 percent to US\$ 47.0 million and US\$ 45.5 million, respectively, in 2011. Similarly, domestic exports of animal and vegetable fats and oils to Tanzania increased by 39.7 percent to US\$ 69.5 million in 2011 (Appendix Table 7c).

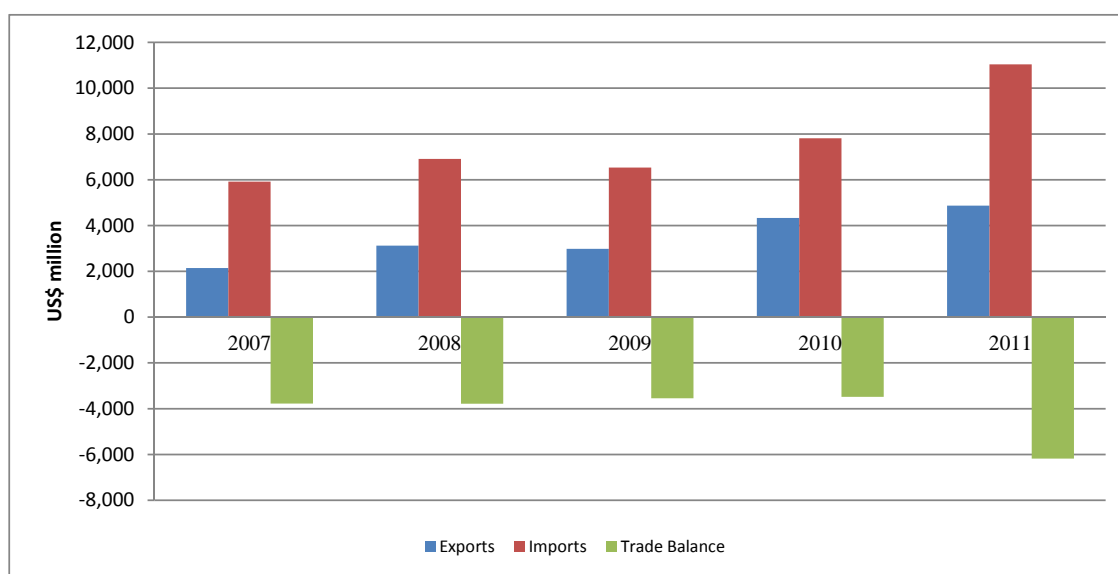
4.1.4.3 Intra-EAC Re-Exports

In 2011, Kenya's intra-EAC re-exports increased by 5.1 percent from US\$ 141.1 million in 2010 to US\$ 148.2 million. The share of the re-exports to the EAC countries declined slightly to 2.6 percent of the total exports in 2011 as compared to 2.7 percent recorded in 2010. Re-exports to Uganda and Rwanda increased by 13.4 percent and 7.6 percent to US\$ 110.5 million and US\$ 10.8 million in 2011. Re-exports to Burundi more than doubled from US\$ 1.4 million in 2010 to US\$ 3.0 million in 2011. In contrast, re-exports to Tanzania declined from US\$ 32.3 million in 2010 to US\$ 24.1 million in 2011. During the review period, the major commodity re-exported to Uganda was mineral fuels and oils which rose by 36.6 percent from US\$ 39.0 million in 2010 to US\$ 53.3 million in 2011.

4.2 Tanzania's International Trade

Tanzania's total trade recorded a significant increase to US\$ 15,910.9 million, being about 31.0 percent higher when compared to the level registered in 2010. This was driven by the increase in both exports and imports. However, increase in imports by 41.3 percent more than offset the impact of 12.4 percent increase in exports leading to a widening of Tanzania's trade deficit. During the period under review, the country's trade deficit increased to US\$ 6,177.2 million from US\$ 3,484.3 million in the preceding year (Figure 4.6). In 2011, the Tanzania's major trading partners remained almost the same as it was in 2010 with the European Union, SADC, China, India and United Arab Emirates being the leading partners, accounting for over 50 percent of the country's total trade.

Figure 4.6: Tanzania's Total Exports, Imports and Trade Balance, 2007-2011



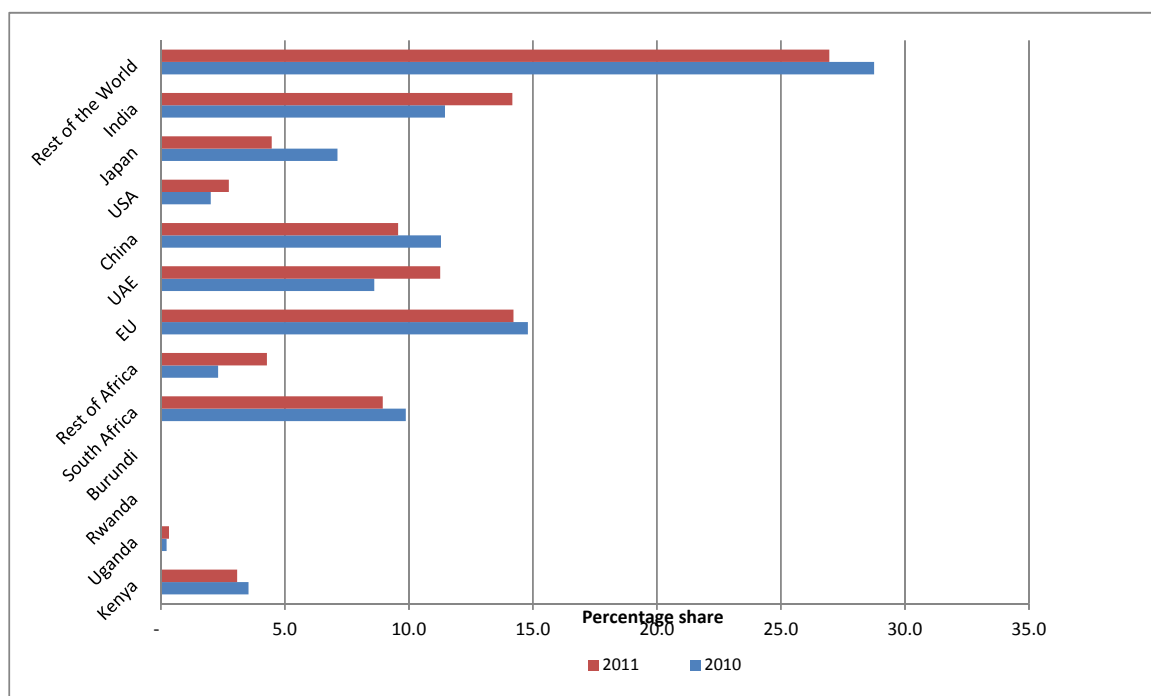
Source: TRA and NBS

4.2.1 Imports

In 2011, the value of imported goods into Tanzania was US\$ 11,044.1 million compared to US\$ 7,813.4 million in 2010. Much of the increase was explained by a surge in importation of machinery goods and petroleum products. Increase in foreign direct investment activities particularly in the areas of natural gas and oil explorations partly explain the rise in machinery imports. Moreover, persistent increase in international oil prices coupled with increased domestic demand of oil for thermo power generation attributed to the surge in value of oil imports. Machinery and petroleum products accounted for 12.2 percent and 32.6 percent of total imports, respectively. Other major imports include vehicles, electrical machinery equipments, cereals, iron and steel, and plastic products. The top five major sources of Tanzania's imports in 2011 were India, EU, the United

Arab Emirates, China and South Africa, which accounted for about 60 percent of total Tanzania's imports (Figure 4.7)

Figure 4.7: Tanzania's Percentage Shares of Imports by Origin



Source: TRA and NBS

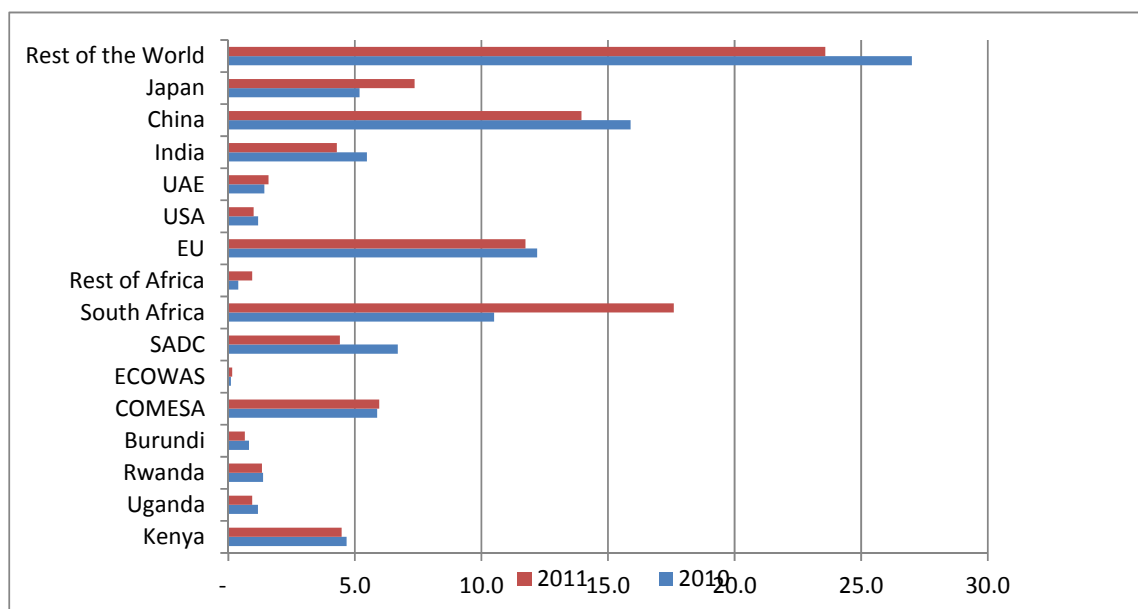
4.2.2 Domestic Exports

Tanzania's domestic exports have maintained their upward trend recording an increase of 13.5 percent to US\$ 4,765.7 million in 2011 when compared to the level registered in the preceding year. Tanzania domestic exports were mostly dominated by gold, agricultural cash crops, manufactured goods and fish products. During the period under review, most agricultural cash crops recorded increases driven by both high export prices as well as increase in export volumes. The improvement in export unit prices partly resulted from steady recovery of the global economy from the Financial Crisis. However, cotton and tea, which are among the major agricultural cash crops recorded declines in export values due to fall in production following unfavourable weather. On the other hand, gold continued to take the lead accounting for over 40 percent of Tanzania's domestic exports mainly driven by increase in gold prices in the world market as well as increase in volume by 13.5 percent to 40.4 tons in 2011. The main destinations of Tanzania's exports for 2011 were South Africa, China, European Union, COMESA³ and Japan which accounted for about 57 percent

³ COMESA has overlapping membership. However, COMESA excludes EAC Partner States

of the country's domestic exports (Figure 4.8). The share of South Africa increased significantly to 17.6 percent in 2011 from 10.5 percent in 2010, largely due to rise in value of gold exports that went up by more than double compared to the value recorded in 2010. Conversely, the share of India in domestic exports from Tanzania recorded a decline partly due to delays in cashewnuts exports in 2011. This was due to price disagreement between cooperatives and buyers (exporters). It is worth noting that India is a major export destination of Tanzania's cashewnuts.

Figure 4.8: Tanzania's Percentage Shares of Domestic Exports by Destination



Source: TRA and NBS

4.2.3 Re-exports

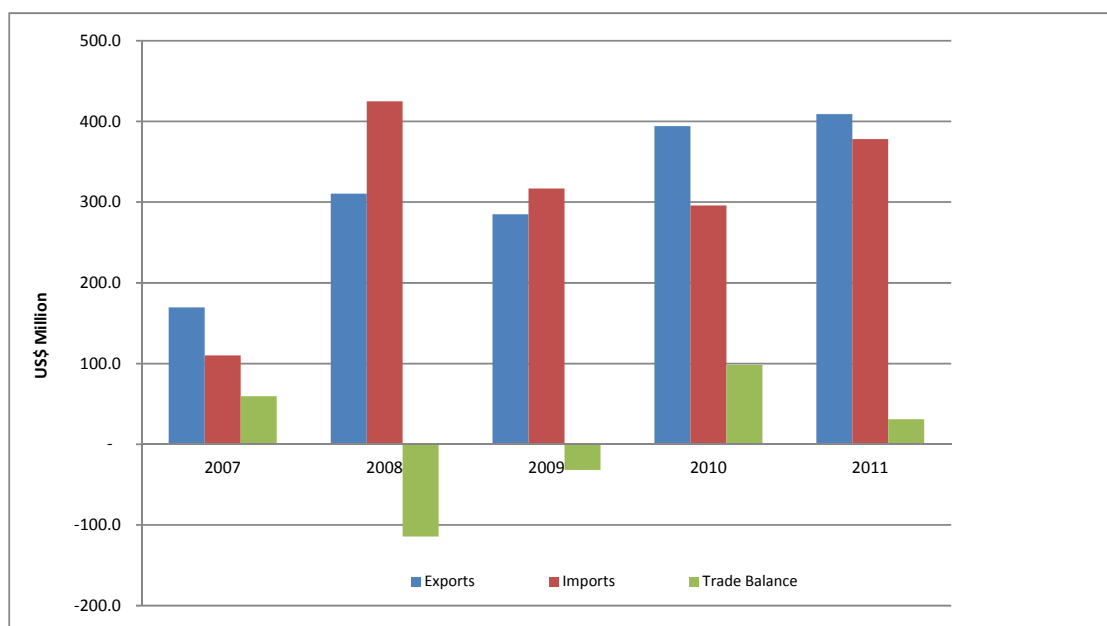
Tanzania's re-exports remained low even with the comparative advantages such as having sea ports and road networks with the landlocked neighbours. In 2011, Tanzania's re-exports amounted to US\$ 101.1 million, being 21.7 percent lower compared to the amount recorded in the preceding year. The decline was more pronounced in wheat grains and machinery items. Despite the decline, wheat remained among the major re-export commodities from Tanzania. Other re-export commodities include fertilizers, machinery and motor vehicles. Most of the re-exports were destined to neighbouring landlocked countries such as Uganda, Rwanda and Democratic Republic of Congo (DRC).

4.2.4 Tanzania's Intra-EAC Trade

During 2011, Tanzania's total trade with other EAC Partner States increased although as a share to total trade, the share of intra EAC trade declined to 6.5 percent compared to 7.3 percent in 2010.

During the year under review, Tanzania's intra EAC trade recorded an increase of 14.1 percent to US\$ 787.1 million compared to the amount recorded in previous year. The increase was driven by a rise in both imports and exports. Moreover, Tanzania continued to record a surplus trade balance with other EAC Partner States for two consecutive years beginning 2010. However, the amount of trade surplus declined to US\$ 30.9 million compared with a surplus of US\$ 98.4 million in 2010 as growth in imports outweighed the impact of the increase in exports (Figure 4.9). The overall positive trade balance was mainly attributed to Tanzania's trade surpluses with Rwanda, Burundi and Uganda while trade with Kenya continued to record a deficit. Meanwhile, Kenya remained the major trading partner accounting for about 71 percent of Tanzania's intra-EAC trade as it was in 2010.

Figure 4.9: Tanzania's Trade with EAC Partner States



Source: TRA and NBS

4.2.4.1 Imports

In 2011, Tanzania's intra EAC imports increased to US\$ 378.1 million, being higher compared to US\$ 295.9 million in the preceding year. There was an increase in imports originating from all other EAC Partner States, with imports from Uganda more than doubling to US\$ 36.4 million compared with US\$ 17.9 million in 2010. Items imported from Uganda that recorded significant increases include electric generating sets, footwear and soap products. Also, Tanzania recorded high growth in imports from Burundi (though the amount was very small) followed by Kenya and Rwanda. Moreover, Kenya continued to remain the major source of imports and accounted for

about 90 percent of the Tanzania's intra-EAC imports. In addition to the imports from Uganda mentioned above, other major imports from the EAC Partner States include petroleum products, trailers and semi trailers, pharmaceuticals and products of iron and steel.

4.2.4.2 Domestic Exports

During 2011, Tanzania's domestic exports to EAC Partner States increased to US\$ 362.1 million compared to US\$ 332.6 million in the preceding year. There was an increase of the country's domestic exports to Kenya and Rwanda while those destined to Uganda and Burundi declined. Export items to Kenya that recorded significant increase include machinery goods, paper and paper products, electrical equipment and textiles apparels, while for Rwanda were rice and plastics products. On the other hand, the export items to Uganda that recorded declines were rice, paper and paper products; iron and steel products as for Burundi they were wheat flour and cement (Appendix Table 7b).

4.2.4.3 Re-Exports

Tanzania's re-exports to EAC Partner States recorded a decline of 24.0 percent to US\$ 46.9 million in 2011 when compared with the levels of 2010, mainly driven by a fall in re-exports of wheat, telephone equipments, motor vehicles and fertilizers in the region. During the period, Rwanda remained the main destination of Tanzania's re-exports for a second year in a row accounting for about 60 percent of re-exports. Re-exports to Rwanda amounted to US\$ 27.7 million, marginally lower compared to US\$ 29.5 million recorded in 2010. In 2011, major items re-exported to Rwanda include fertilizers, wheat and motor vehicles.

Table 4.1: Tanzania's Intra-EAC Exports, 2007 – 2011 (US\$ million)

Intra-export flows	2007	2008	2009	2010	2011
Intra-EAC Domestic Exports	127.2	293.8	272.1	400.9	359.1
Intra-EAC Re-exports	42.3	16.7	12.9	61.7	46.9
Total Intra-EAC Exports	169.5	310.5	285.0	462.7	406.0
Percent Share of Intra-EAC Re-exports	25.0	5.4	4.5	13.3	11.6

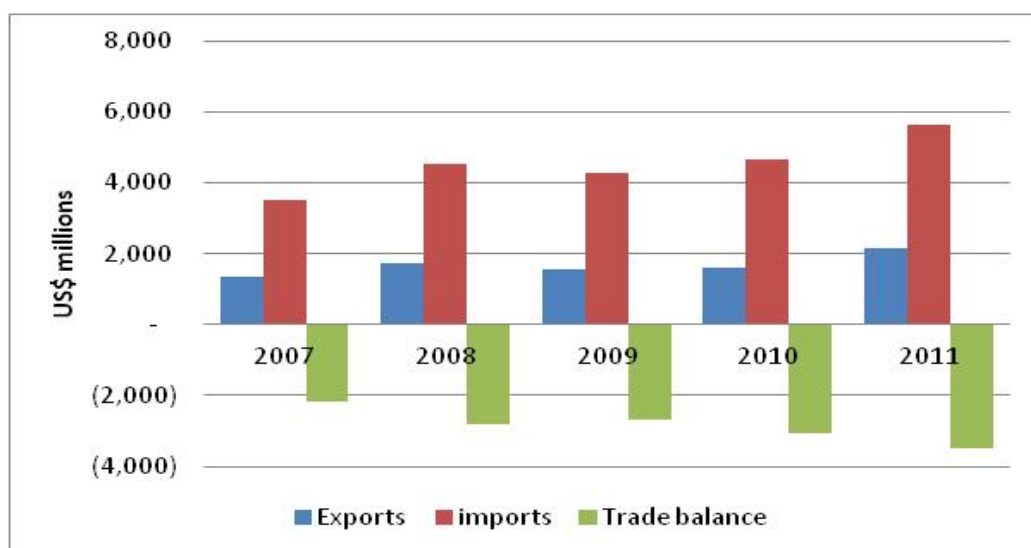
Source: TRA and NBS

4.3 Uganda's International Trade

In 2011, Uganda's total trade increased by 24 percent to US\$ 7,790 million. This was attributed to increased imports and exports by 20.7 percent and 33.4 percent respectively. Exports increased from US\$ 1,618.6 million in 2010 to US\$ 2,159.1 million in 2011 on account of an increase in international commodity prices and increased aggregate demand as the global economy continued to recover from the global financial crisis, particularly in the advanced economies. Further, imports increased from US\$ 4,664.3 million in 2010 to 5,630.9 million in 2011, this was on account of increased demand for petroleum products and capital goods.

Uganda's total trade with the USA registered a 61.6 percent increase in 2011, as the USA economy recovered from the effects of the recession. For the period under review, imports from the USA increased by 60.7 percent to US\$ 170.0 million, while exports increased by 65.5 percent to US\$ 35 million. With the exception of COMESA, Uganda continued to register trade deficits with other regional trade blocs. In 2011, Uganda's trade surplus with COMESA (excluding Rwanda, Burundi and Kenya), stood at US\$ 443.4 million, this was an increase of 43 percent, when compared to the surplus recorded in 2010.

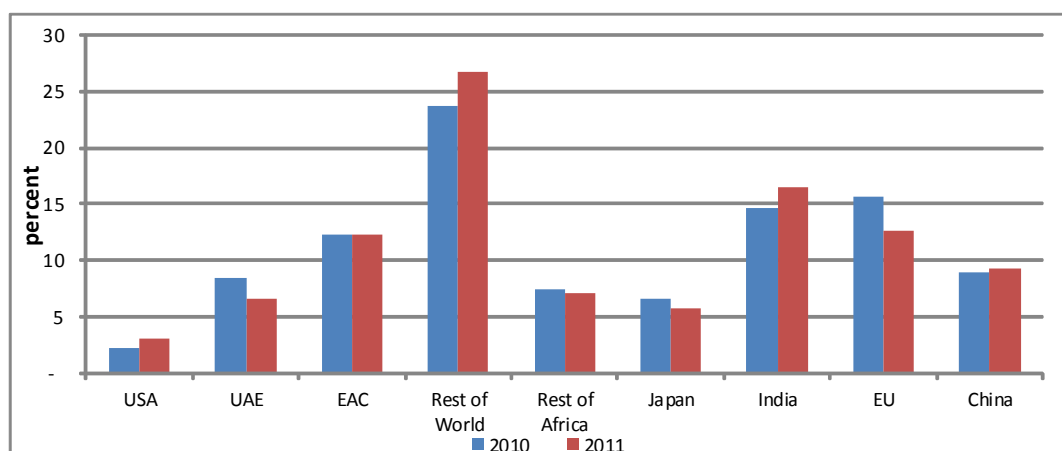
Uganda's trade deficit with India, China and Japan worsened by 35.6 percent, 26.3 percent and 5.4 percent to US\$ 980.9 million, US\$ 495.8 million and US\$ 319.5 million, respectively in 2011. Trade deficit with EU improved by 34.4 percent to US\$ 237.5 million, with UK accounting for over 29.6 percent of the deficit. The other trading partners with which Uganda recorded trade deficits in 2011 were SADC (Excluding Tanzania) and UAE estimated at US\$ 161 million and US\$ 230 million, respectively. The resultant deteriorating trade balance was due to continued export of raw materials, import of highly valued manufactured and consumer goods amid limited penetration and access to new markets. Figure 4.10 summarises the developments of Uganda's international trade.

Figure 4.10: Uganda's Total Exports, Imports and Trade Balance, 2007 -2011 (US\$ millions)

Source: UBOS, BOU and URA

4.3.1 Imports

Uganda's imports bill increased by 20.7 percent from US\$ 4,664.3 million in 2010 to US\$ 5,630.9 million in 2011. This increase was mainly attributable to an increase in international oil prices. The major items imported into Uganda include petroleum products, road vehicles, telecommunication equipment, iron & steel and medical & pharmaceutical products. The major sources of Uganda's imports were EU, India, Kenya, China, United Arab Emirates and Japan.

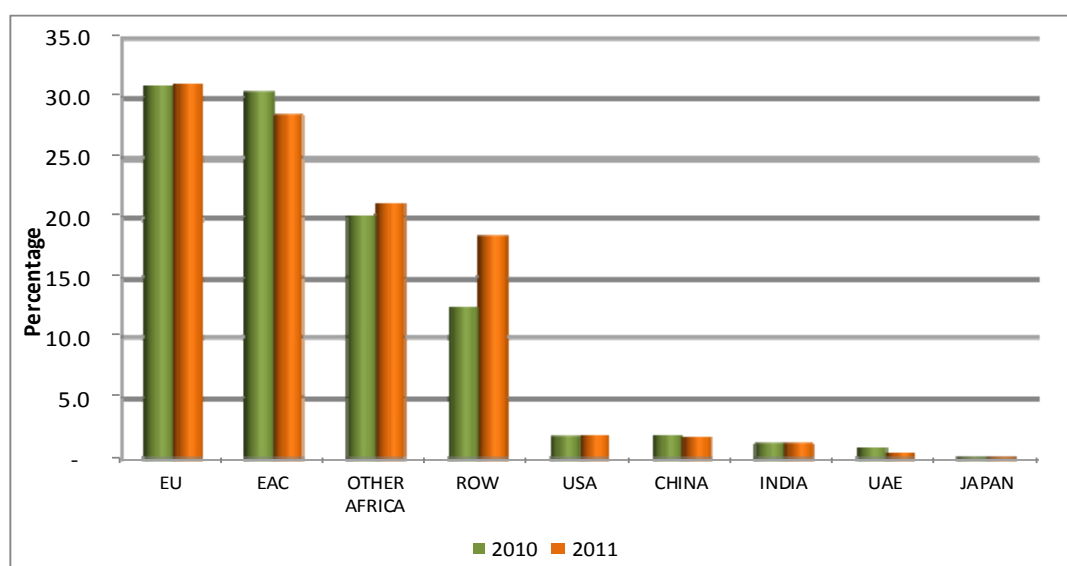
Figure 4.11: Uganda's Import's by Country /Region of Origin, % share

Source: UBOS, BOU and URA

4.3.2 Domestic Exports

In 2011, Uganda's domestic exports increased by 35.8 percent to US\$ 1,564.0 million from US\$ 1,151.7 million in 2010. The major destination of Uganda's domestic exports included EU, EAC and other Africa accounting for 31.1 percent, 28.5 percent and 21.1 percent respectively. Whereas there was a reduction in share of exports to EAC region from 30.5 percent in 2010 to 28.5 percent in 2011, the value of domestic exports to EAC region grew by 21.6 percent from US\$ 351.0 million in 2010 to US\$ 426.8 million in 2011. The major domestic products exported in 2011 included coffee, cement, fish and cotton.

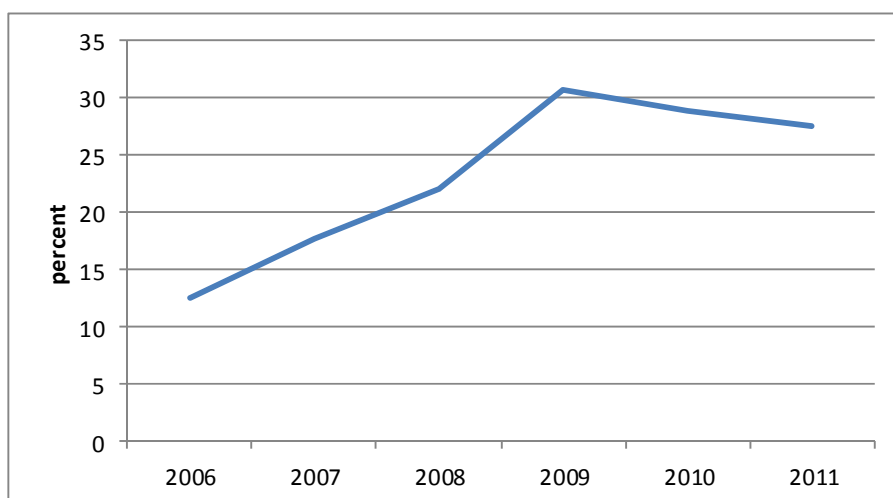
Figure 4.12: Uganda's Domestic Exports by Country/ Region of Destination % share



Source: UBOS, BOU and URA

4.3.3 Re-Exports

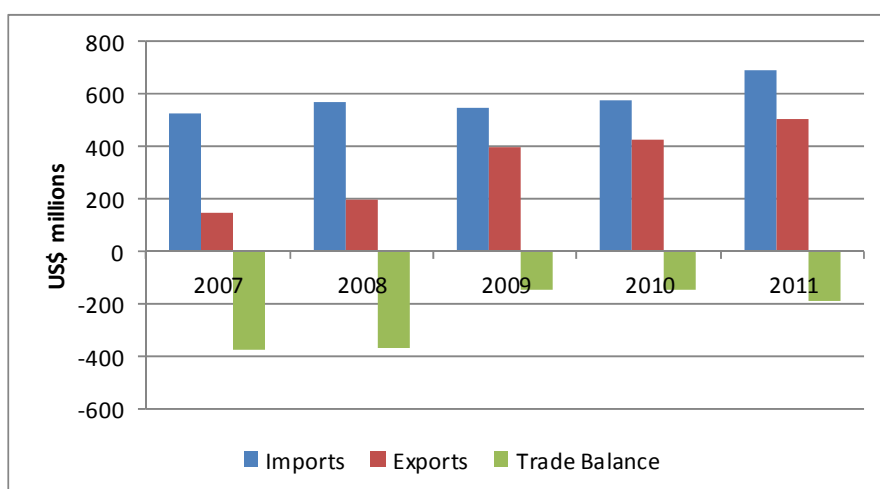
Uganda's re-exports increased by 27.4 percent to US\$ 595.1 million in 2011 from US\$ 466.9 million in 2010. The main items re-exported include; telephones, petroleum products, sugar & confectionary and animal & vegetable fats & oil. Total re-exports accounted for 27.6 percent of Uganda's total exports. Figure 4.13 shows trends of the proportion of re-exports to total exports.

Figure 4.13: Uganda's Re-exports as a % of Total Exports

Source: UBOS, BOU and URA

4.3.4 Intra EAC Trade

In 2011, Uganda's total trade with EAC partner states increased by 19 percent to US\$ 1,196.2 million on account of an increase in both exports and imports. The trade balance with EAC partner states worsened from a deficit of US\$ 147.9 million in 2010 to US\$ 188.7 million in 2011. The deterioration in trade balance was due to a higher increase in imports, when compared to the increase in exports. Figure 4.14 summarises the trend of Uganda's intra EAC exports, imports and trade balance.

Figure 4.14: Uganda's EAC Intra Exports, Imports and Trade Balance, 2007 -2011 (US\$ millions)

Source: UBOS, BOU and URA

4.3.4.1 Imports

Uganda's imports from EAC partner states increased by 20.1 percent from US\$ 576.5 million in 2010 to US\$ 692.6 million in 2011. The share of imports from EAC partner states to Uganda's total imports declined slightly from 12.4 percent in 2010 to 12.3 percent in 2011.

Kenya remained Uganda's main source of imports accounting for 93.1 percent of Uganda's Intra-EAC imports with a value of US\$ 644.6 million in 2011. The main imports from Kenya included; petroleum products, cement, cigarettes, beer made from malt, salt, paper and its products, iron and steel, plastics and pharmaceutical products.

Imports from Tanzania declined from US\$ 56.5 million recorded in 2010 to US\$ 38.0 million in 2011. The major items imported included textiles, petroleum products cereals and spirits. Uganda's imports from Rwanda slightly increased to US\$ 7.9 million in 2011 while those from Burundi remained stable at US\$ 1.1 million.

4.3.4.2 Domestic Exports

Uganda's domestic exports to the EAC Partner States rose by 21.6 percent to US\$ 426.8 million in 2011 compared to US\$ 351.0 million in 2010. Domestic exports to Kenya accounted for 45.6 percent of domestic exports to EAC region and posted a growth rate of 18.6 percent having risen from US\$ 164.1 million in 2010 to US\$ 194.7 million in 2011. The major items exported to Kenya included coffee, tea, cereals, machinery & equipment and tobacco. Exports to Rwanda rose by 37.1 percent to US\$ 166 million in 2011, while those to Tanzania increased by 19.1 percent to US\$ 30.9million. However, domestic exports to Burundi declined by 11.7 percent to US\$ 35.2 million.

Table 4.2: Uganda's Domestic Exports to EAC Partner States, 2010-2011, US\$ millions

Partner states	Values in US\$ millions		Growth rates (%) in 2011	% share	
	2010	2011		2010	2011
Partner states					
Tanzania	25.9	30.9	19.3	7.4	7.2
Burundi	39.9	35.2	-11.7	11.4	8.3
Rwanda	121.1	166.0	37.1	34.5	38.9
Kenya	164.1	194.7	18.6	46.8	45.6
Total	351.0	426.8	21.6	100.0	100.0

Source: URA, BOU and UBOS

4.3.4.3 Re-Exports

In 2011, Uganda's re-exports to EAC Partner States stood at US\$ 76.9 million with a marginal decline of 0.9 percent. Rwanda and Kenya were the major destinations and the values of re-exports to these destinations were US\$ 31.9 million and US\$ 27.5 million respectively. The major re-exports included iron & steel, Industrial machinery & equipment, vehicles, cereals, textiles, electrical machinery and plastics.

Table 4.3: Uganda's Intra- EAC Exports, 2009-2011 US\$ Millions

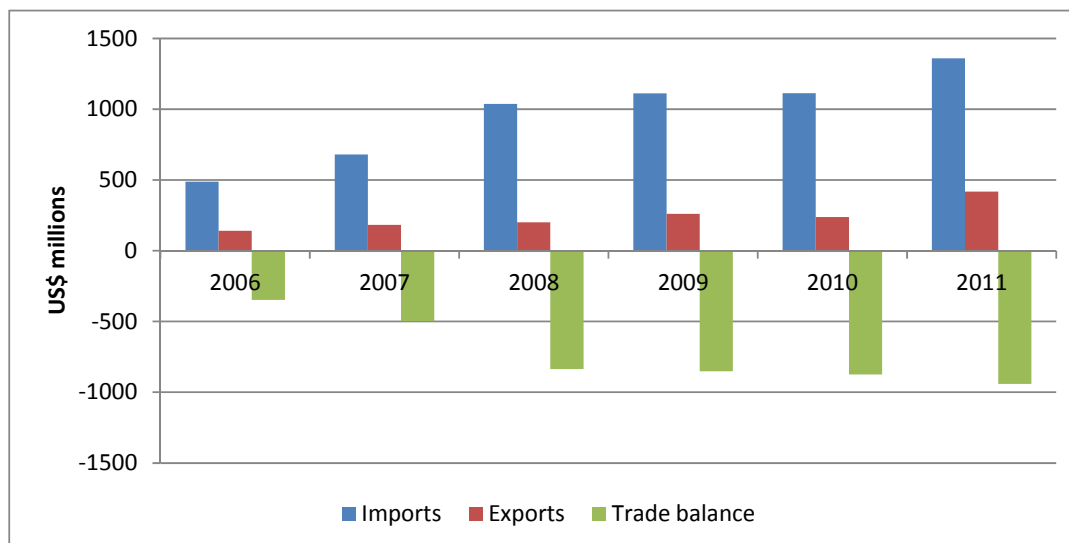
Trade Flow	2009	2010	2011	Growth rates(%)
Intra EAC Domestic Exports	329.9	351.0	426.8	21.6
Intra EAC Re-Exports	68.9	77.6	76.9	(0.9)
Intra EAC Total Exports	398.8	428.6	503.7	17.5
Share of Intra EAC Re-Exports to Total Exports	17.3%	18.1%	15.3%	

Source: URA, BOU and UBOS

4.4 Rwanda's International Trade

Rwanda's total trade increased by 31.7 percent, from US\$ 1,350.5 million in 2010 to US\$ 1,778.1 million in 2011. Total exports increased by 75.7 percent, from US\$ 238.1 million in 2010 to US\$ 418.3 million in 2011. The increase in exports is due to a lot of effort that was undertaken to add value on exports through processing and quality improvements.

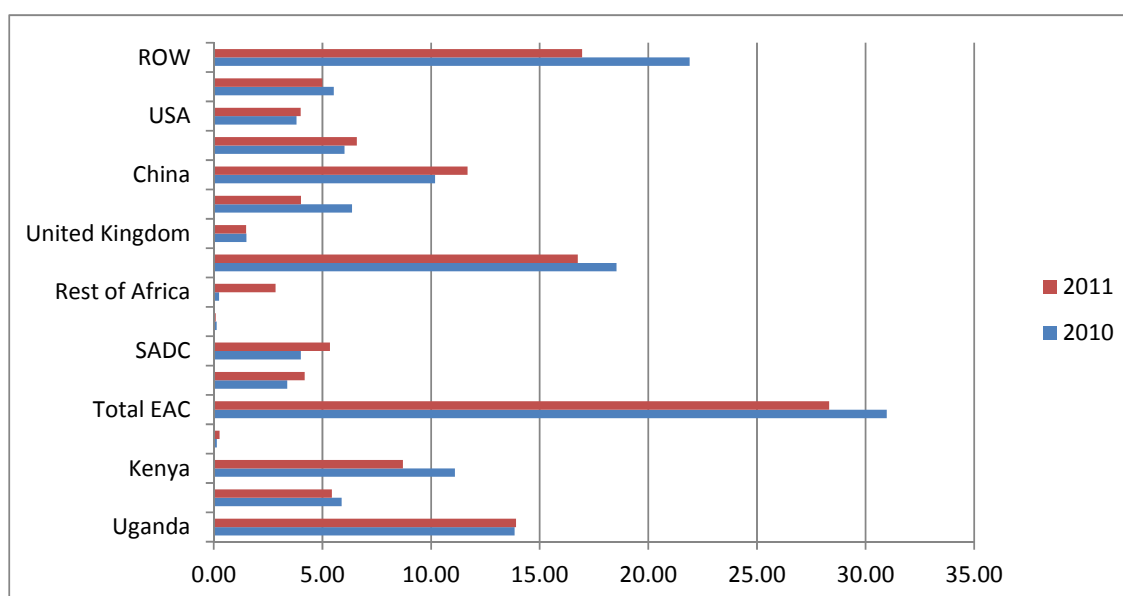
Figure 4.15: Rwanda's Total Exports, Imports and Trade Balance, 2007-2010



4.4.1 Imports

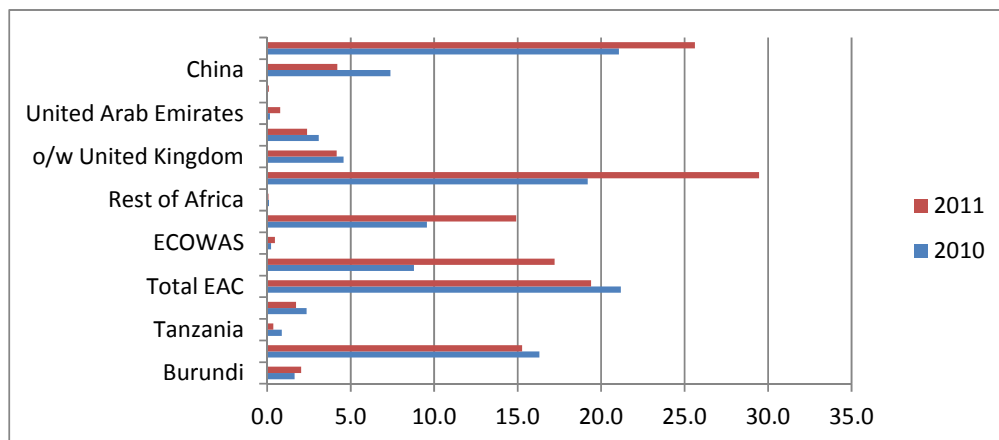
Rwanda's Imports increased by 22.2 percent, from US\$ 1,112.4 million in 2010 to US\$ 1,359.7 million in 2011 with electrical machinery, fuels, nuclear reactors, vehicles, pharmaceutical products, iron and steel, animal or vegetable fats, cereals, salt (and sulphur, earths and stone, plastering materials, lime and cement), articles of iron or steel, sugars and sugar confectionery, instruments and apparatus for optical, photographic, cinematographic, measuring, checking, precision, medical and surgical activities, plastics and articles thereof, paper related articles and textile articles accounting for 75 percent of total imports. Each of these was imported for more than US\$ 25 million. The EAC, European Union and China are the main source of Rwanda's imports accounting for 56.8 percent in 2011.

Figure 4.16: Rwanda's Percentage Shares of Imports by Origin



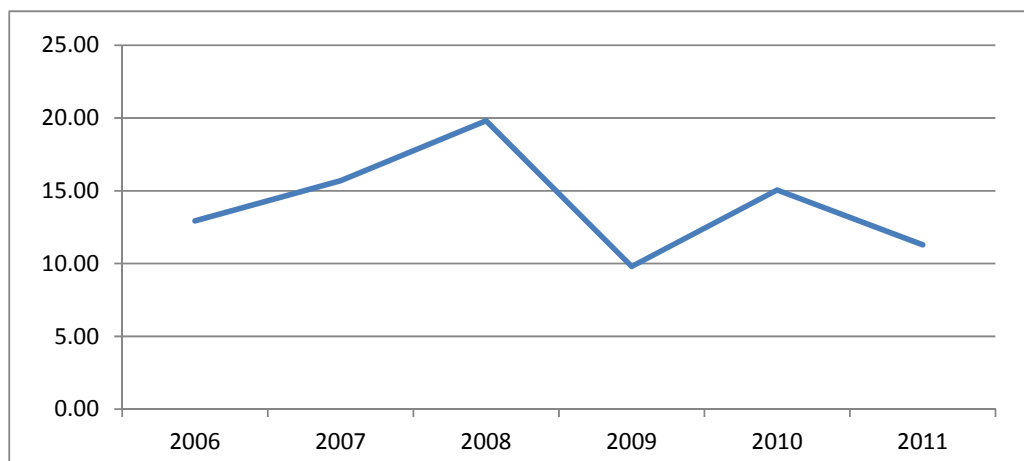
4.4.2 Domestic Exports

Domestic exports amounted to US\$ 202.2 million in 2010 and US\$ 371.1 million in 2011, representing an increase of 83.5 percent. Exports were mainly ores, coffee and tea. Their value accounted for 77.6 percent of 2011 total exports. Rwanda's exports in 2011 were mainly destined to EU, EAC, COMESA and SADC regions accounting for 81 percent of Rwanda total general exports.

Figure 4.17: Rwanda's Percentage Shares of Domestic Exports by Destination

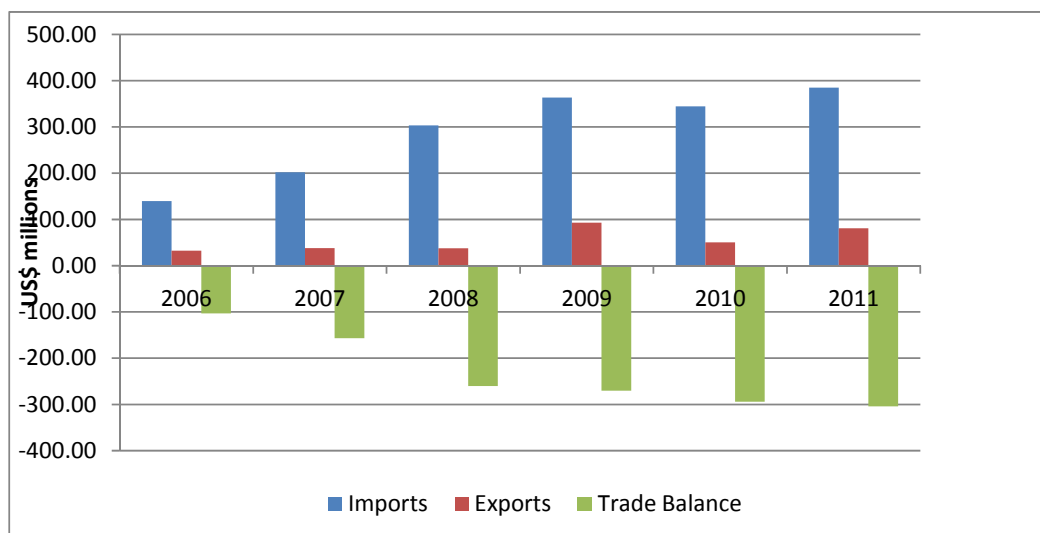
4.4.3 Re-exports

Rwanda's re-exports increased from US\$ 35.9 million in 2010 to US\$ 47.2 million in 2011. The main re-export products were mineral fuels, oils and substances, vehicles and ores, contributing 91.3 percent of the total re-exports. The share of re-exports to total exports decreased from 15.1 percent in 2010 to 11.3 percent in 2011.

Figure 4.18: Rwanda's Re-exports as % of Total Exports

4.4.4 Intra EAC Trade

Rwanda's total trade with EAC increased from US\$ 394.7 million in 2010 to US\$ 466.2 million in 2011. Uganda was the Rwanda's major trading partner within the EAC contributing 42.1 percent of total EAC trade in 2011 followed by Kenya with 39.1 percent. On the other hand, the trade deficit with the EAC Partner States continued to widen especially due to higher volume of imports compared to exports.

Figure 4.19: Rwanda's Trade with EAC Partner States

4.4.4.1 Imports

Rwanda's imports from EAC Partner States increased by 11.8 percent from US\$ 344.6 million in 2010 to US\$ 385.1 million in 2011. Imports of Rwanda from EAC Partner States are dominated by imports from Uganda with a share of 49.1 percent. The main products imported from Uganda included cement, fats, soap, sugar, cereals, iron and steel. Kenya came second as the EAC country of origin for Rwanda's imports with iron and steel, fats and fuels

4.4.4.2 Exports

Exports to EAC Partner States increased by 41.8 percent from US\$ 50.4 million in 2010 to US\$ 71.1 million in 2011 mainly to Kenya. Rwanda exports to Kenya have increased by 64.5 percent from US\$ 38.8 million to US\$ 63.8 million. Rwanda's exports to Burundi registered an increase of 117.9 percent from US\$ 3.9 million to US\$ 8.5 million. Exports to Uganda increased by 28.9 percent, from US\$ 5.6 million in 2010 to US\$ 7.2 million in 2011. Rwanda's exports to Tanzania decreased by 25.9 percent from US\$ 2.1 million in 2010 to US\$ 1.6 million in 2011.

4.4.4.3 Re-Exports

Rwanda's re-exports to the community increased to US\$ 10.0 million in 2011 compared to US\$ 5.2 million registered in the previous year. The main re-exports to EAC comprised of mineral fuels, vehicles and ores.

4.5 Burundi International Trade

In 2011, Burundi's total trade increased by 89.2 percent to US\$ 871.6 million instead of US\$ 460.6 million of 2010 on account of an increase both in exports and imports by 76.2 percent and 89.2 percent, respectively.

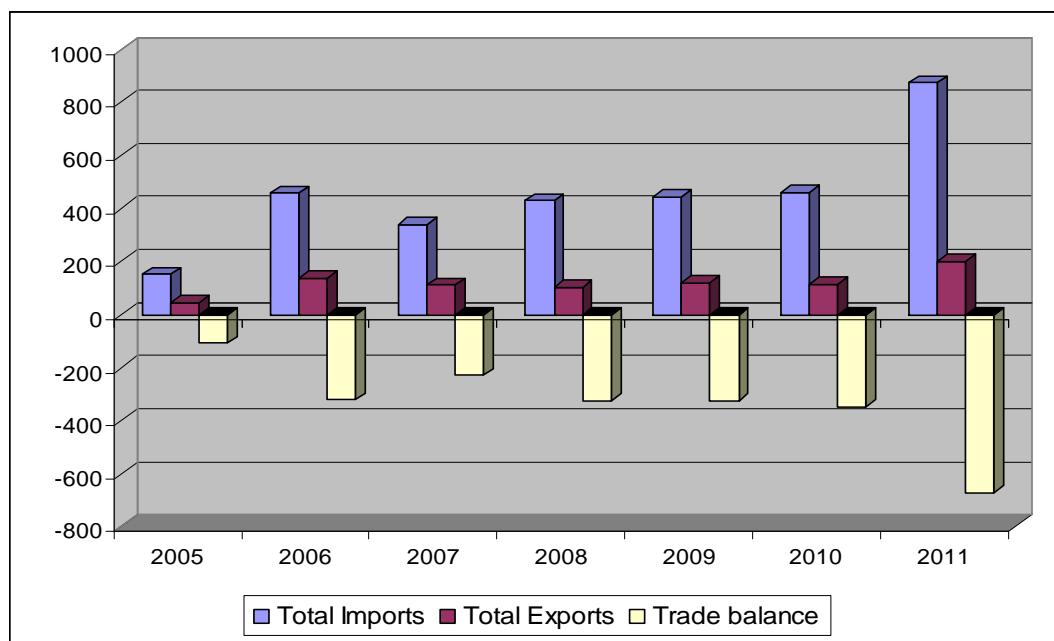
The total exports increased to US\$ 201.4 million in 2011 compared to US\$ 114.3 million recorded in 2010. This reflected a re-exports growth to UAE, Uganda, Tanzania, Kenya, China and Japan; imports growth from Uganda, Tanzania and Kenya; and exports growth to Kenya, Uganda, Rwanda, Suisse, Pakistan.

The main trading partners in 2011 were Saudi Arabia, Belgium, China, India, Switzerland, France and EAU.

At regional level, Burundi's total trade with European Union represented 21.2 percent of Burundi's total trade registering US\$ 64.3 million in 2011 compared to US\$ 20.0 million in 2010 reflecting the growth in imports from Germany, Belgium, France, Netherlands and United Kingdom.

Total trade with COMESA (comprising Egypt, Ethiopia, Mauritius, Mozambique, Namibia, Sudan, Swaziland, Zambia and Zimbabwe) increased by 9.1 percent to US\$ 53.8 million in 2011 compared to US\$ 49.3 million in 2010 due especially to the growth in imports from Zambia amounting to US\$ 15.3 million in 2011 instead of US\$ 11.4 million a year before and Egypt representing 66.0 percent in 2011 and 28.4 percent in 2010 of the total imports from that economic bloc. Note that COMESA represents 5.0 percent of Burundi's total trade.

Burundi's total trade with SADC (comprising DRC, South Africa and Malawi) more than tripled registering US\$ 25.3 million in 2011 instead of US\$ 8.8 million in 2010. This reflected an increase in imports from South Africa with US\$ 19.7 million in 2011 instead of US\$ 7.8 million in 2010.

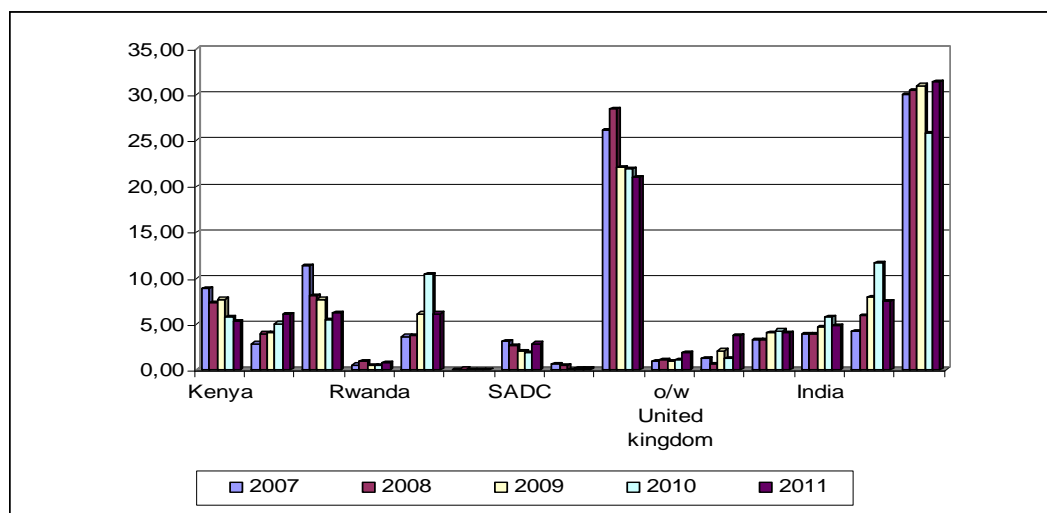
Figure 4.20: Burundi's total Exports, Imports and Trade Balance, 2005-2011 (US\$ million)

Source: Central Bank and customs Department

4.5.1 Imports

Burundi's total imports increased by 89.2 percent to US\$ 871.6 million from US\$ 460.7 million in 2010 reflecting an increase in imports from Asia with an increase of 34.3 percent, Africa with 27.7 percent, Europe with 33.2 percent, America with 4.4 percent.

The share of Burundi's total imports from Asia and Africa decreased from 54.6 percent and 31.6 percent in 2010 to 34.3 percent and 27.7 percent in 2011 respectively.

Figure 4.21: Burundi's Imports by Country of Origin (%)

Source: Central Bank and Customs Department

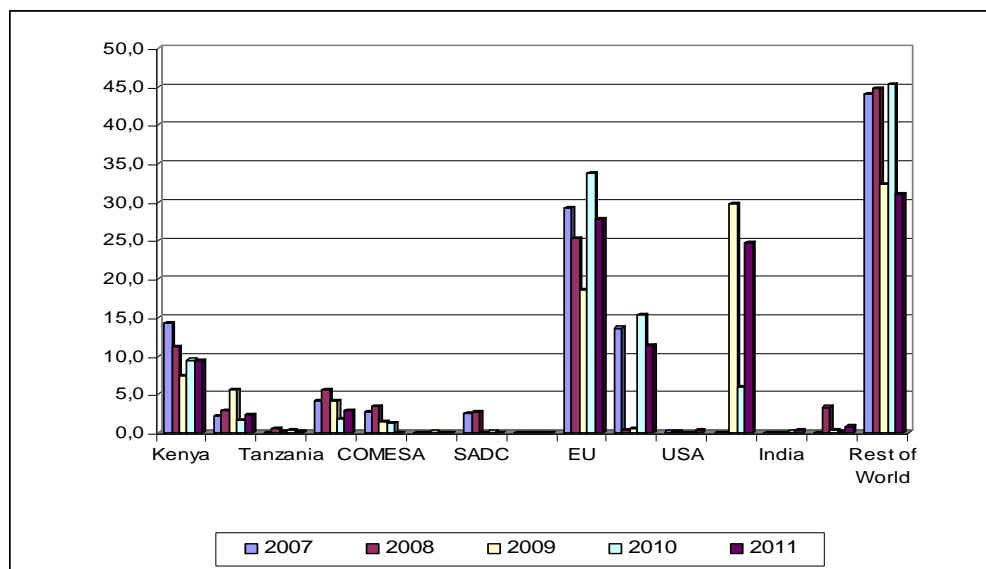
4.5.2 Domestic Exports

Domestic exports rose sharply by 54.4 percent recording US\$ 158.4 million in 2011 compared with US\$ 102.6 million in 2010. The increase was mainly due to the rise in coffee exports both in volume and value by 29.6 percent and in price on the international market from 4.2 US\$/kg in 2011 compared to 2.67 US\$/kg in 2010.

Tea exports decreased in volume by 15.7 percent but increased by 10.8 in value due to the rise in the market price from 2.50 US\$/kg in 2010 to 2.79 US\$/kg in 2011.

In 2011, the exports of primary items decreased from 33 tons to 32 tons while manufactured items increased registering 16 tons in 2011 compared to 6 tons in 2010.

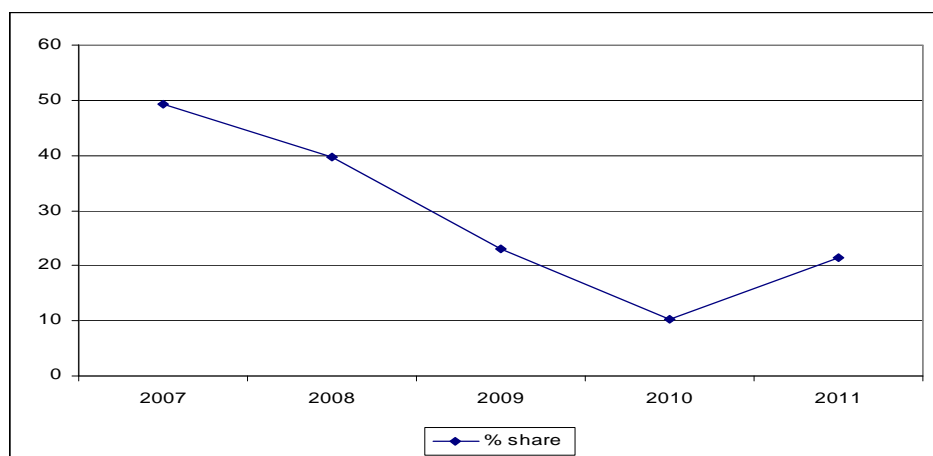
Share in exports to Europe Union decreased by 21.5 percent from 65.2 to 51.2 one year to another. Asia's share of total export increased to 30.1 percent compared to 17.4 percent or US\$ 47.7 million instead of US\$ 17.9 million in 2010.

Figure 4.22: Burundi's percentage share of domestic Exports by Destination

Source: Central Bank and customs Department

4.5.3 Re-Exports

Burundi re-exports registered a strong increase amounting to US\$ 43.0 million in 2011 compared to US\$ 11.7 million in 2010. The main items re-exported by Burundi were especially unwrought gold, non-monetary (especially re-exported to United Arab Emirates), waste and scrap of alloy steel (excluding stainless), containers specially designed for transport by one or more methods, mobile drilling derricks, parts and accessories for vehicles, sugar for industrial use and travel sets for personal toilet, sewing or shoe or clothes cleaning.

Figure 4.23: Burundi' Re-exports as percentage of Total Exports

Source: Central Bank and Customs Department

4.5.4 Burundi intra EAC Trade

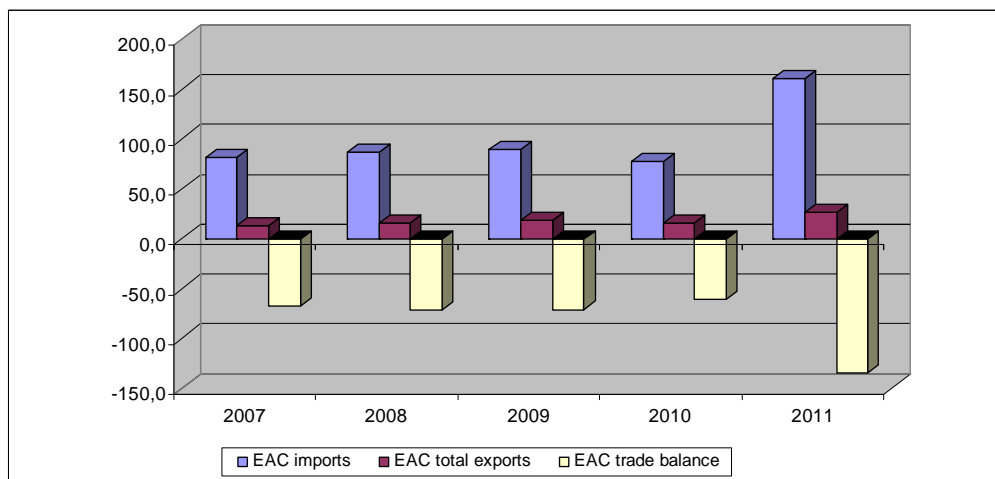
Burundi's total trade flow with EAC Partner States almost doubled increasing by 97.4 percent to US\$ 189.1 million in 2011 compared to US\$ 95.8 million in 2010. The increase of intra-EAC trade was caused by the rise of 108.3 percent in imports from Partner States and by the 52.2 percent of increase in exports to Partner States.

Burundi's share of Intra EAC Trade increased in imports by 10.1 percent and decreased in exports by 8.8 percent.

The trade balance deficit with EAC Partner States increased by 126.1 percent from a deficit of US\$ 58.6 million in 2010 to US\$ 132.5 million in 2011, especially on account of increased in the trade balance with while it declined with other partners.

Burundi's share of Intra EAC trade increased by 7.2 percent in 2011 compared with the decrease of 15.1 percent registered in 2010. The change was due to the increase in share of imports which increased 10.1 percent while share in exports decreased by 8.8 percent.

Figure 4.24: Burundi's Trade wit EAC Partner States, US\$ millions



Source: Central Bank and Customs Department

4.5.4.1 Imports

Intra-EAC imports increased by 108.3 percent to US\$ 160.8 million in 2011 instead of US\$ 77.2 million recorded in 2010. The increase in intra-EAC imports is attributed to high demand for cement, mineral oil, plastics, glass, fertilizers, iron and steel.

The sources of main intra-EAC imports in 2011 were Uganda, Tanzania, and Kenya with imports worth US\$ 54.3 million, US\$ 52.8million and US\$ 46.7 million respectively and increases of 118.1percent, 126.6 percent and 74.3 percent respectively.

The main imports from Uganda were cement, electrical equipment, glass, iron and steel while imports from Tanzania were vehicles, fertilisers, cement, petroleum products, wheat or meslin flour and salt and those from Kenya included petroleum products, cement, fertilisers, beer made from malt, glass, iron and steel

4.5.4.2 Domestic Exports

Burundi's domestic exports to EAC Partner States increased by 72.3 percent in 2011 compared to the deep decline registered of 14.3 percent in 2010.

This increase reflected an increase in domestic exports to all EAC Partner States, except Tanzania. The main commodities exported to Kenya are especially skins and coffee/tea en route while Uganda imported cigarettes, fruits, sugar, mineral water, beer and skins from Burundi. The share of intra-EAC exports to total exports decreased also by 90.7 percent in 2011 compared to the increase of 84.5 percent in 2010.

4.5.4.3 Re-exports

Burundi's re-exports to EAC Partner States steadily declined by 3.09 percent from US\$ 2.49 million in 2010 to US\$ 2.41 million in 2011 due to the increase in re-exports to Kenya and Uganda with counterbalanced by the decrease of the re-exports to Tanzania and Rwanda.

The major re-exports from Burundi are Waste and scrap of alloy steel (excl. stainless) to Uganda, Unwrought gold (incl. gold plated with platinum), non-monetary; Waste and scrap of alloy steel (excl. stainless) to Kenya while Burundi re-exports sugar and "Sacks and bags, used for packing goods, of jute, etc" to Rwanda, Waste and scrap to Tanzania.

CHAPTER FIVE

SPECIAL CATEGORY CONSIDERATIONS WITHIN EAC CUSTOMS UNION

5.1 Exemptions and Remissions

In 2011, all EAC partner states with exception of Uganda recorded increases in the value of imported goods that were eligible for exemptions and remissions (Table 5:1). Most of the exempted goods include those for investment projects, aid funded projects, charitable organizations, embassies and consulate goods. Moreover, completion of a dam project in Uganda mainly explains the decline in value of goods eligible for exemption during the period under review.

Table 5.1: Total Exemptions and Remissions Granted by EAC Partner States, 2007 – 2011

Partner States	Item	2007	2008	2009	2010	2011	Percentage Change
							2011
Uganda	Value of Exemptions	217.5	211.4	503.7	535.5	374.5	-30.07
	Revenue Foregone	49.4	56.2	56.2	65.4	70.3	7.49
	Total Trade Taxes	919.1	1,102.00	1,027.20	1056.6	1122.5	6.24
	Percentage Foregone	5.1	4.9	5.2	5.8	5.9	1.11
Tanzania	Value of Exemptions	1,496.20	1,826.10	1,922.40	1,880.50	2,032.82	8.10
	Revenue Foregone	268.3	435.9	451.12	339.13	483.2	42.48
	Total Trade Taxes	1,104.70	1,440.90	1,414.93	1,518.40	1,600.16	5.38
	Percentage Foregone	19.5	23.2	24.2	18.3	23.2	27.04
Kenya	Value of Exemptions	1,626.70	2,306.20	2,705.30	2,932.53	3,620.81	23.47
	Revenue Foregone	430.8	566.9	644.4	601.71	787.03	30.80
	Total Trade Taxes	2273.2	2,451.60	2,385.80	2,625.31	2,640.35	0.57
	Percentage Foregone	15.9	18.8	21.3	18.65	22.96	23.15
Rwanda	Value of Exemptions	160.47	374.87	481.85	478.97	501.80	4.77
	Revenue Foregone	87.06	129.18	152.94	127.94	134.93	5.47
	Total Trade taxes	158.96	235.30	230.54	239.31	284.47	18.87
	Percentage Foregone	54.77	54.90	66.34	53.46	47.43	-11.27
Burundi	Value of Exemptions	322.33	403.03	113.75	143.31	173.80	21.28
	Revenue Foregone	78.41	105.85	12.01	51.32	59.12	15.20
	Total Trade taxes	99.32	113.96	133.54	223.95	349.68	56.14
	Percentage Foregone	78.95	92.88	8.99	22.92	16.91	-26.22

Kenya

In Kenya, the value of goods imported under exemptions and remissions regime increased by 23.5 percent to US\$ 3,620.81 million in 2011 from US\$ 2,932.5 million in 2010. Similarly, revenue foregone increased by 30.8 percent to US\$ 787.0 million in 2011 from US\$ 601.7 million in 2010.

The increase in value of imports under exemptions and remissions was on account of E.G.S.P and E.P.P.O which increased by 130.1 percent and 56.7 percent respectively. Other exemptions included aid funded project goods, embassy and consulate goods, and project goods among others.

Tanzania

The value of Tanzania's imported goods under the exemptions and remission regime, increased by 8.10 percent to US\$ 2032.82 million in 2011 compared to US\$ 1,880.5 recorded in 2010. Similarly, revenue foregone as a result of the exemptions increased to US\$ 483.20 million in 2011 compared to US\$ 339.13 million recorded in 2010. The major items that were exempted from taxes were mainly capital goods which are considered to be important in stimulating production for the country's economic growth.

Uganda

In Uganda the value of imports under the exemptions and remission regime decreased by 30.1 percent from US\$ 535.5 million in 2010 to US\$ 374.5 million in 2011. This was largely on account of a reduction of 74.4 percent in goods imported for Bujagali Dam project as the construction was coming to an end.

Rwanda

Rwanda imports subject to exemptions increased by 4.77 percent from US\$ 478.97 million in 2010 to US\$ 501.80 million in 2011 while revenue foregone increased by 5.47 percent during the same period, from US\$ 127.94 million in 2010 to US\$ 134.93 million in 2011. Trade taxes increased by 18.47 percent from US\$ 239.31 million in 2010 to US\$ 284.47 million in 2011.

Burundi

The value of Burundi's imports eligible for exemptions and remissions increased by 21.28 percent to US\$ 173.8 million in 2011 compared to US\$ 143.3 recorded in 2010. Revenue foregone due to those exemptions on imports increased from US\$ 51.3 million in 2010 to US\$ 59.2 million in 2011.

5.2 Sensitive Goods

Kenya

In 2011, Kenya's imports of sensitive goods from non EAC countries increased by 63.1 percent to US\$ 1,205.8 million in 2011 from US\$ 739.5 million in 2010. This was on account of increased imports of maize, wheat, rice by 83.2 percent, 60.8 percent and 46.5 percent respectively, to cover for production short fall arising from the drought experienced in the country.

Tanzania

In 2011, Tanzania's imports of sensitive goods from non EAC Partner States recorded an increase of 32.22 percent to US\$ 731.18 million in 2011 compared to US\$ 553.00 million recorded in 2010. Goods that recorded significant increases include rice, milk and cream, cement, sugar beet, cereal flour, sacks, bags, tobacco and used clothing.

It is worth noting that the value of imported wheat grains accounted for about 72.98 percent of the total value of sensitive goods imported from non EAC countries. Most of the sensitive goods (95.8%) are imported from non-EAC countries as the Region is not producing enough to meet the demand. The value of sensitive goods imported from EAC Partner States also recorded an increase by 24.55 percent to US\$ 31.76 million in 2011 compared to US\$ 25.50 million in 2010. Major sensitive products imported from EAC Partner States include cement stoppers, caps and lids, milk and worn clothing. In terms of value, the leading goods includes cement was 24.93 percent, stoppers, caps and lids was 18.84 percent.

Uganda

In Uganda, the value of sensitive goods imported increased by 21 percent from US\$ 572.9 million in 2010 to US\$ 692.3 in 2011. The value of sensitive goods imported from Non EAC countries accounted for 79 percent of the total imported sensitive products. The major products from Non_EAC countries were wheat and meslin, motor vehicles, sugar and worn clothings while the major sensitive goods imported fom EAC region included cement, beer, cigarettes and rice.

Rwanda

Rwanda's imports of sensitive goods from non-EAC countries recorded a high increase of 42.87 percent from US\$ 79.71million in 2010 to US\$ 113.88 million in 2011. Major imports included wheat and meslin, motor vehicle for transport, cane sugar, vehicles and clothes. Meanwhile,

imports of sensitive goods from EAC countries decreased by 2.32 percent from US\$ 98.15 million in 2010 to US\$ 95.88 million in 2011. Major sensitive products imported by Rwanda from EAC partner states included cement, sugar, rice and maize.

Burundi

Burundi's imports of sensitive products from outside the EAC were US\$ 100.82 million in 2011 compared to US\$ 78.16 million recorded in 2010. During this period under review; the goods imported were motor vehicles for transport of goods; cane sugar; wheat and meslin; worn clothings; cereal (excluded wheat or meslin); stoppers, caps and lids, milk and cream; concentrated or sweetened were the main sensitive imports to Burundi from Non-EAC countries.

The value of sensitive products imported from EAC partner states to Burundi in 2010 amounted to US\$ 25.2 million while in 2011 recorded US\$ 50.8 million.

The main sensitive products imported to Burundi from EAC partner states included Portland cement; Maize; Cane sugar; Beer made from malt, Rice, wheat or meslin flour were the main sensitive imports to Burundi from Non-EAC countries.

5.3 Excisable Products

Kenya

In 2011, the value of Kenya's excisable goods declined by 2.11 percent from US\$ 2,832.8 million in 2010 to US\$ 2,773.0 million in 2011. The decline was mainly on account of 2.5 percent decline in the importation of mineral fuels and oils from US\$ 2,420.9 million to US\$ 2,359.4 million over the same period.

Tanzania

In Tanzania, the value of excisable goods recorded an increase of 60.32 percent to US\$ 3,676.30 million in 2011 compared to US\$ 2,293.09 million in 2010. Petroleum products and vehicles continued to dominate accounting for about 94.83 percent and 3.34 percent of all imported excisable goods. The value of petroleum products was largely due to a rise in domestic demand of oil for power generation and persistent high oil prices in the world market.

Uganda

In Uganda, imports of excisable products increased by 37.1 percent from US\$ 891.9 million in 2010 to US\$ 1,222.7 million in 2011. The increase in value of excisable products was mainly attributed to a 76.8 percent, 38.8 percent and 17.7 percent increase in sugar, petroleum products and beverages respectively compared to 2010.

Rwanda

The value imports of excisable goods for Rwanda recorded an increase of 41.62 percent, from US\$ 97.4million in 2010 to US\$ 137.93 million in 2011. The increase was more pronounced in petroleum products. The value of petroleum products increased 56.90 percent, from US\$ 71.65 million in 2010 to US\$ 112.42 million in 2011.

Burundi

In 2011, the CIF value of Burundi's imported excisable goods increased by 49.54 per cent, recording US\$ 178.87 million in 2011 compared with US\$ 119.61 million in 2010.

The excise revenue collected increased by 27.12 percent to US\$ 44.25 million in 2011 compared to US\$ 34.81 million in 2010.

The main products attracting excise duty in 2011 were inter alia beers and soft drinks which amounted to US\$ 19.53 million, fuel with US\$ 16.12 million and tobacco products for US\$ 3.05 million.

5.4 Tariff Bands

The EAC Customs Union adopted a three tariff band structure where different rates are applied for raw materials (0 percent), intermediate products (10 percent) and finished products (25 percent).

Kenya

In 2011, the share of Kenya's imports of goods to total imports under 0% tariff band increased by 67.1 percent compared to a 65.1 percent increase in 2010. On the other hand, the share of imported goods under 10% and 25% tariff band was 11.2 percent and 16.2 percent respectively in 2011 compared to 12.1 percent and 17.2 percent in 2010. The value of imported goods under the 0% tariff band increased by 26.4 percent to US\$ 9,830.1 million in 2011 from US\$ 7,776.5 million in 2010. Over the same period, imported goods above 25% tariff band increased by 30.8 percent from US\$ 610.5 million in 2010 to US\$ 797.8 million in 2011.

Tanzania

In Tanzania, merchandise imported under the zero tariff bands accounted for 65.2 percent of the total imports in 2011. The zero tariff imports increased to US\$ 7,289.12 million in 2011 compared to US\$ 4,486.1 million recorded in 2010 and they constituted mainly industrial machinery, raw materials and medicaments.

Uganda

In Uganda, the value of goods imported under the zero tariff band increased by 23.3 percent from US\$ 3,485.6 million in 2010 to US\$ 4,296.9 million in 2011 which accounted for 76.3 percent of total imports. The major imports under the zero tariff band included mineral fuels & oils, machinery & appliances, electrical equipment, pharmaceutical products and iron & steel.

Imports under the 25 percent tariff band increased by 17.2 percent to US\$ 839.9 million in 2011 and accounted for 14.9 percent of the total imports. Imports in the 25 tariff band mainly included vehicles and electrical machinery. The 10 percent tariff band products were mainly vehicles for the transport of goods, new pneumatic tyres, bituminous mixtures and vehicles parts and accessories.

Rwanda

Rwanda fully implemented the agreed three tariff band structure in July 2009 with the exception of sensitive products. Rwanda's imports of goods under the zero tariffs increased by 80.78 percent from US\$ 525.8 million in 2010 to US\$ 950.5 million in 2011 and accounted for 69.9 percent of the total value of imports (these are including exemptions). Imports under the 10 percent tariff decreased by 28.40 percent and accounted for 8.39 percent of total imports. Imports under the 25 percent tariff decreased by 50.02 percent and accounted for 15.03 percent of total imports.

Burundi

In Burundi, the value of goods imported under the zero tariff band in 2010 increased by 55.78 percent from a value of US\$ 313.70 million in 2010 to US\$ 488.69 million in 2011.

The zero rated imports accounted for 51.1 percent of total imports while goods subjected to import tariff of 10 and 25 percent represented 24.3 percent and 18.1 percent of total imports value respectively. The three band tariff levels of 0%, 10% and 25% have begun to be applied by July 2009 with the effective application of the EAC-CET by Burundi.

Table 5.2: Tariff Bands, 2010 - 2011, US\$ Millions

	Tariff band status	2010	2011	Percent share 2011 (%)	Annual Percentage change
Uganda	0%	3,485.55	4,296.95	76.31	23.28
	2%	0.18	-	0.00	(100.00)
	4%	2.24	1.65	0.03	(26.39)
	6%	25.42	23.90	0.42	(5.96)
	10%	291.10	337.77	6.00	16.03
	25%	716.94	839.90	14.92	17.15
	>25%	142.92	130.70	2.32	(8.55)
	Total	4,664.34	5,630.87	100.00	20.72
Kenya	0%	7,776.50	9,830.07	67.12	26.41
	10%	1,449.98	1,642.70	11.22	13.29
	25%	2,117.97	2,375.75	16.22	12.17
	>25%	610.45	797.79	5.45	30.69
	Total	11,954.90	14,646.30	100.00	22.51
Rwanda	0%	525.75	950.47	69.90	80.78
	5%	-	72.34	5.32	-
	10%	159.36	114.10	8.39	(28.40)
	15%	-	-	-	-
	25%	409.04	204.43	15.03	(50.02)
	>25%	65.81	18.36	1.35	(72.10)
	Total	1,159.96	1,359.70	100.00	0.17
Tanzania	0%	4,486.10	7,289.12	30494.68	62.48
	10%	2,298.40	1,860.48	7783.47	(19.05)
	25%	1,107.30	1,787.79	7479.35	61.45
	>25%	164.30	242.71	1015.40	47.72
	Total	8,056.10	11,180.10	46772.90	38.78

Source: Revenue Authorities of Partner States

CHAPTER SIX

CUSTOMS REVENUE PERFORMANCE IN EAC

6.1 General Performance of Customs Revenue

During 2011, the proportion of customs revenue to total tax revenue for most EAC Partner states remained stable compared to the levels recorded in the preceeding year. Burundi continued to record high proportions of customs revenue (over 90 percent) of the country's total tax revenue while proportions of customs revenue for other Partner states ranged between 33 percent and 47 percent of the total tax revenues of respective countries (Table 6.1).

Table 6.1: Customs Revenue Collected by EAC Partner States, 2009-2011 (US\$ million)

Partner state	Tax Head	2009		2010		2011		Performance Rate		Revenue 2010/2011
		Target	Actual	Target	Actual	Target	Actual	2010	2011	% change
Kenya	Import Duty	500.45	499.75	560.77	555.34	586.31	541.53	99.03	92.36	-2.5
	Excise Duty	525.79	551.19	569.06	543.32	528.92	448.92	95.48	84.87	-17.4
	VAT Imports	880.75	746.93	930.36	917.71	948.12	1009.41	98.64	106.46	10.0
	Other	567.97	587.9	606.47	608.94	627.38	640.49	100.41	102.09	5.2
	Total Customs Revenue	2,474.97	2,385.77	2,666.66	2,625.31	2,690.73	2,640.35	98.45	98.13	0.6
	Total Revenue	6,663.79	6,604.68	7,548.84	7,277.38	7,673.07	7,544.95	96.40	98.33	3.7
	Percentage of Customs Revenue to Total Revenue		36.12		36.07		34.99			
Burundi	Import Duty	40.92	46.3	42.66	41.51	32.30	38.72	97.30	119.88	-6.7
	Excise Duty	68.9	87.2		89.70	61.96	54.39	0.00	87.78	-39.4
	VAT Imports	46.35	40.39	52.74	62.52	113.57	140.62	118.55	123.81	124.9
	Other	18.6	4.99	253.80	6.75	42.35	115.96	2.66	273.78	1617.9
	Total Customs Revenue	174.76	178.88	349.20	200.48	250.19	349.68	57.41	139.77	74.4
	Total Tax Revenue	280.71	252.04	627.70	295.00	363.05	375.20	47.00	103.35	27.2
	Percentage of Customs Revenue to Total Revenue		70.97		67.96		93.20			
Rwanda	Import	69.11	62.12	50.75	44.96	52.16	52.33	88.59	100.32	16.4
	Excise Duty	34.68	39.05	48.51	63.09	79.36	80.33	130.04	101.23	27.3
	VAT Imports	94.27	95.09	93.07	87.31	93.41	99.61	93.81	106.64	14.1
	Other	20.11	34.28	19.71	43.95	25.20	52.19	222.99	207.08	18.7
	Total Customs Revenue	218.17	230.54	212.04	239.31	250.13	284.47	112.86	113.72	18.9
	Total Revenue	607.88	653.77	657.13	730.89	819.11	868.44	111.22	106.02	18.8
	Percentage of Customs Revenue to Total Revenue		35.26		32.74		32.76			
Tanzania	Import Duty	303.33	283.97	329.49	302.38	320.86	304.71	91.77	94.97	0.8
	Excise Duty	450.65	376.54	445.61	395.56	402.15	405.53	88.77	100.84	2.5
	VAT	532.60	519.46	634.74	605.15	685.92	623.32	95.34	90.87	3.0
	Other	223.71	207.42	227.36	215.32	214.84	266.60	94.70	124.09	23.8
	Total Customs Revenue	1,510.30	1,387.39	1,637.20	1,518.41	1,623.77	1,600.16	92.74	98.55	5.4
	Total Revenue	3,640.04	3,264.93	3,900.30	3,573.70	3,852.93	3,805.82	91.63	98.78	6.5
	Percentage of Customs Revenue to Total Revenue		42.49		42.49		42.05			

Table 6.1 (Ctd): Customs Revenue Collected by EAC Partner States, 2009-2011 (US\$ million)

Partner state	Tax Head	2009		2010		2011		Performance Rate		Revenue 2010/2011 % change
		Target	Actual	Target	Actual	Target	Actual	2010	2011	
Uganda	Import	209.69	187.59	201.53	189.53	181.58	188.84	94.05	104.00	-0.4
	Excise Duty	386.63	379.17	423.63	395.50	418.97	402.85	93.36	96.15	1.9
	VAT Imports	407.03	396.79	433.21	401.59	412.72	444.57	92.70	107.72	10.7
	Other	70.56	63.67	68.43	69.98	71.44	86.24	102.27	120.71	23.2
	Total Customs Revenue	1,073.91	1,027.21	1,126.80	1,056.60	1,084.72	1,122.51	93.77	103.48	6.2
	Total Revenue	2,149.67	2,103.95	2,396.83	2,284.48	2,379.21	2,392.19	95.31	100.55	4.7
	Percentage of Customs Revenue to Total Revenue		48.82		46.25		46.92			

Source: Partner States Customs Revenue Authorities

Kenya

In 2011, total customs revenue collected for Kenya increased marginally by 0.6 percent to US\$ 2,640.4 million from US\$ 2,625.3 million in 2010. This translated into a performance rate of 98.13 percent of the set target of US\$ 2,690.7 million. VAT on imports increased by 10.0 percent to US\$ 1,009.4 million in 2011 accounting for 38.2 percent of the total customs revenue. Both Import duty and excise duty performed at 92.36 percent and 84.87 percent of the set targets of US\$ 586.3 million and US\$ 528.9 million respectively. This was a dismal performance compared to a performance of 99.03 percent and 95.48 percent for import duty and excise duty respectively, posted in 2010. As a result of these developments the proportion of customs revenue to total revenue was 35.0 percent in 2011 compared 36.1 percent in 2010.

Tanzania

Tanzania's customs revenue increased by 5.4 percent to US\$ 1,600.16 million in 2011 and posted a performance rate of 98.55 percent of the set target of US\$ 1,623.77 million. VAT on imports which accounted for 38.95 percent of the total customs revenue increased by 3 percent to US\$ 623.32 million and posted a performance rate of 90.87 percent of the set target of US\$ 685.92 million. Import duty and Excise duty performed at 94.97 percent and 100.84 percent of the set targets of US\$ 320.86 million and US\$ 402.15 million respectively. However the proportion of customs revenue to total revenue remained at 42.0 percent in 2011.

Uganda

In Uganda, total customs revenue increased by 6.24 percent to US\$ 1,122.51 in 2011 from US\$ 1,056.6 million in 2010. The recorded performance was 103.48 percent of the set target of US\$ 1,084.72 million. VAT on imports accounted for 40 percent of the total Customs revenue with Excise duty contributing 36 percent. Both VAT and import duty performed at 107.72 percent and

104 percent respectively. The key taxable imports included fuel, vehicles, parts of electrical machinery, sugar, beverages, machinery, iron & steel and animal/vegetable fats & oil. The proportion of customs revenue to total revenue slightly increased to 46.9 percent in 2011 from 46.3 percent posted in 2010.

Rwanda

Rwanda's total customs revenue collected on international trade increased from US\$ 239.3 million in 2010 to US\$ 284.47 million in 2011. Realizations remain above the targets of US\$ 212.0 million for 2010 and US\$ 250.13 million for 2011. The proportion of international trade taxes to total revenue remained quite stable from 32.7 percent in 2010 and 32.8 percent in 2011.

Burundi

In Burundi, total customs revenue increased by 74.4 percent to US\$ 349.7 million in 2011 and posted a performance rate 139.7 percent of the set target of US\$ 250.2 million.

Import duty posted a growth rate of -6.7 percent to US\$ 38.7 million in the line of implementing EAC-CET from July 2009. The rates of 15 percent and 30 percent disappeared and most products taxed at 30 percent and more before are now taxed at 25 percent.

Notably, VAT on Imports increased by 124.9 percent to US\$ 140.6 million.

Excise duty whose proportion to total customs revenue was 15.6 percent decreased by 45.6 percent to US\$ 54.4 million in 2011. Burundi continued implementing reforms which resulted into improved efficiency among which include computerization of the customs administration to reduce fraud.

CHAPTER SEVEN

INVESTMENT FLOWS IN THE COMMUNITY

7.1 Policy Framework

All the EAC Partner States have national statutory agencies that promote and facilitate investment in their respective countries. The agencies are Kenya Investment Authority (KenInvest), Tanzania Investment Centre (TIC), Zanzibar Investment Promotion Agency (ZIPA), Uganda Investment Authority, Rwanda Development Board (RDB) and Burundi Investment Promotion Agency (API). These Investment Promotion Agencies (IPAs) provide one stop centre services to investors and have undertaken a number of reforms to enhance business registration processes, reduce cost of doing business and also improve the business climate to enable the region emerge as the best business and export growth hubs on the African continent.

7.2 Investment Climate

The prevailing political, economic and social environment for doing business in the EAC countries continued to improve. According to the World Bank *Doing Business Report* (2011), since 2005, the EAC Partner States had grown faster on average than the rest of the Sub Saharan Africa with annual per capita growth averaging close to 4%. The region has also witnessed an increase in foreign direct investment which underscores the opportunities brought about by the Customs Union and the Common Market.

Most business regulatory reforms in East Africa over the 5 years focused on simplifying procedures for starting businesses, registering property and dealing with customs. As a result of the reforms in business registration, the average time to start a business in East Africa fell from 37 days in 2005 to 24 days in 2010.

The Republic of Rwanda for the second year remained the leading country in carrying out economic reforms although all the EAC Partner States have improved their performances significantly since 2005. The country was ranked number 58 globally out of the 183 countries but was first in the East African Community region. Rwanda was followed by Kenya which was globally ranked the 98th and second in East Africa; Uganda was in the 122nd out of 183 countries but third in East Africa followed by Tanzania globally ranked number 128 but fourth in East Africa while Burundi was ranked number 181 and trailed in the last position in East Africa.

Partner States have been in the process of harmonizing their national laws which hinder the effective implementation of the EAC Common Market protocol. Also they have realized the need to reduce costs of production, eliminate barriers to trade and to harmonise all laws for improved business climate in the region.

7.3 EAC Foreign Direct Investment flows from 2009 to 2011⁴

The FDI inflow to the EAC region increased by 30.2 percent to reach US\$ 2.3 billion in 2011 compared to US\$ 1.8 billion in 2010 (World Investment Report 2012). This was 5.5 percent of the total inflows of FDI to Africa. Tanzania and Uganda were the large recipients of FDI in the EAC region followed by Kenya, Rwanda and Burundi in that order. Tanzania and Uganda attracted more investments because of investments in capital-intensive sectors like mining and oil exploration.

7.3.1 Kenya

In Kenya, the value of FDI inflows declined by 16.1 percent from US\$ 2,192 million to US\$ 1,839 million in 2011. In terms of number of projects registered increased from 128 projects to 145 projects in 2011.

Tanzania

In 2011, the value of registered Foreign Direct Investment increased by 41.63 percent to US\$ 7175.1 million compared to US\$ 5,066.2 million registered in 2010. The number of registered projects also increased to 826 compared to 509 projects registered in 2010.

Uganda

Foreign Direct Investment (FDI) into Uganda decreased by 29.8 percent from US\$ 752.8 million invested in 2010 to US\$ 528.5 million inflows in 2011. The major sources of investment were India, Kenya, Norway, China, United Kingdom and Iran.

Rwanda

The overall investment inflows for Rwanda in 2011 increased to US \$ 626.10 million as compared to US\$ 393.20 million invested in 2010. This impacted on investment gross capital formation that contributed to 21% of the GDP in 2011. The total number of registered investments also rose from

⁴ According to Foreign Private Investment and Investors perception Report (2010), *an Investment is considered to be Foreign Direct Investment, if non-resident entities or Individual hold 10percent or more of the equity share in resident entity,*

105 projects registered in 2010 to 139 projects in 2011. India emerged as the major source of FDI flows accounting for 20.4 percent, followed by Denmark with a share of 11.6 percent. Other sources included UK, Tanzania, Mauritius, Kenya, South Africa and China.

Burundi

Since the establishment of the Burundi's Investments Agency (API) in 2010, a total of 145 projects valued at to US \$ 358.81 million have been registered. Out of those, 54 projects amounting to US \$ 181.59 million were registered in year 2011 representing an increase of 2.47 percent as compared to 91 projects amounting to 177.22 million were registered in 2010.

Table 7.1: Foreign Direct Investment Flows in EAC region, 2008 - 2011 (US\$ Million)

Partner State	Source	2008		2009		2010		2011		Percent Change, (2008-2009)	
		No of Projects	Values	No of Projects	Values	No of Projects	Values	No of Projects	Values	No of Projects	Values
Rwanda	Tanzania	0	-	3	20.59	3	15.50	4	35.96	33.33	131.93
	Uganda	0	-	0	0.00	1	11.57	0	0.00	-100.00	-100.00
	Kenya	6	17.56	8	9.79	6	14.31	7	17.55	16.67	22.59
	Burundi	0	-	0	0.00	0	0.00	1	1.40		
	Rest of World	15	311.96	35	499.35	31	157.69	48	343.99	54.84	118.14
	Total	21	329.52	46	529.72	41	199.07	60	398.89	46.34	100.38
Tanzania	Kenya	72	366.34	35.00	49.49	27	67.23	29	50.54	7.41	-24.83
	Uganda	5	2.27	5.00	33.73	1	0.17	-	-	100.00	100.00
	Rwanda	3	1.03	2.00	0.48	1	1.64	-	-	-100.00	-100.00
	Burundi	1	0.54	-	-	4	4.62	-	-	100.00	100.00
	Rest of World	340	2,858.98	530.00	2,201.50	476	4,992.50	797	7,124.56	67.44	42.71
	Total	421	3229.16	572	2285.2	509	5066.16	826	7,175.10	62.28	41.63
Uganda	Tanzania	1	9.00	1.00	7.15	5	9.60	1	0.90	-80.00	-90.63
	Kenya	27	133.48	15.00	194.46	14	62.81	19	83.70	35.71	33.27
	Rwanda	0	-	-	-	1	3.00	2	9.75	100.00	225.00
	Burundi	0	-	-	-	0	-	-	-		
	Rest of World	186	1,111.71	198.00	958.80	204	677.36	161	435.51	-21.08	-35.70
	Total	214	1,254.19	214.00	1,160.41	224.00	752.76	183	529.87	-18.30	-29.61

Note: FDI data from Kenya and Burundi are not available

7.3.2 Intra-EAC Investment Flows

Kenya

No investment projects were registered in Kenya during 2011 from EAC Partner States.

Tanzania

During the year under review, it was only Kenya that invested in the country from the region, with 29 projects amounting to US \$ 50.24 million and created 2,004 jobs.

Uganda

The intra-EAC investment inflow to Uganda increased by 25.2 percent from US\$ 75.41 million in 2010 to US\$ 94.4 million in 2011. Similarly, the number of projects registered by investors from EAC Partner States also increased from 20 projects in 2010 to 22 projects in 2011 of which 19 projects were registered by Kenyan investors.

Rwanda

The number of investment projects from EAC to Rwanda increased from 10 projects in 2010 to 12 in 2011.

Burundi

No investment projects were registered in 2011 from EAC Partner States.

7.4 Employment Creation

In the EAC region, the number of jobs expected to be created by the licensed projects increased to 4.5 percent from 115,586 recorded in 2010 to 120,826 in 2011. In Rwanda, the expected number of jobs decreased by 27.8 percent to 9047 in 2010 compared to 12,529 jobs recorded in 2010. In Kenya and Uganda the expected number of jobs decreased by 16.8 percent, 54.7 percent respectively (Table 7.2). However, investments in Tanzania created more jobs than in any of the other Partner States in 2011 by recording an increase of 81.3 percent.

Table 7.2: Number of Jobs Created Through Foreign Investments, 2008 -2011

Country	2008	2009	2010	2011	2011% change
Kenya	3,474	17,154	15,265	12,695	-16.8
Tanzania	52,942	56,615	43,640	79,101	81.3
Uganda	35,374	71,451	44,152	19,983	-54.7
Rwanda	3,436	10,734	12,529	9,047	-27.8
Burundi	0	0			
Total	95,226	155,954	115,586	120,826	4.5

7.5 Sectoral Distribution of Foreign Direct Investment

7.5.1 Kenya

Utilities (water and energy), financial intermediation and manufacturing were the leading sectors in attracting foreign direct investment with a share of 37.6 percent, 32.7, percent and 16.8 percent of the total value of foreign direct investment respectively in 2011. This was a shift from the 2010, where construction sector was leading with a share of 71.1 percent. The increase in investment in the utilities sector is on account of intensive exploration of mineral fuels within the country while the decline in foreign direct investment in the construction sector is attributed to the completion of the Thika super highway.

Table 7.3: Kenya's Sectoral Distribution of Foreign Direct Investment, 2010 and 2011

Sector	2010				2011			
	No. of projects	Employment	Value		No. of projects	Employment	Value	
			(US\$ mill)	% Age			(US\$ mill)	% Age
Agriculture, fishing, forestry & hunting	11	2,020	61	2.8	10	558	7	0.4
Mining & Quarrying	3	509	198	9.0	3	267	26	1.4
Manufacturing	32	3,725	91	4.2	35	4,194	309	16.8
Construction	9	4,129	1,559	71.1	2	45	0	0.0
Utilities (water & energy)	5	370	175	8.0	7	1435	691	37.6
Wholesale, retail trade, Tourism	23	1,030	80	3.6	58	3,743	125	6.8
Transport, Communication & Storage	12	2,330	13	0.6	11	614	78	4.2
Finance, Insurance, Real estate & Business services	33	1,152	15	0.7	17	1,806	602	32.7
Community, Social & Personal services	-	-	-	-	2	33	1	0.1
Wholesale, retail trade, Tourism	23	1,030	80	3.6	58	3,743	125	6.8
Transport, Communication & Storage	12	2,330	13	0.6	11	614	78	4.2
TOTAL	128	15,265	2,192	100.0	145	12,695	1,839	100.0

7.5.2 Tanzania

In 2011, the value of Foreign Direct Investment increased by 41.63 percent to US\$ 7175.1 million compared to US\$ 5,066.1 million in 2010. The sectors which attracted most of the investments projects in 2011 in terms of the value registered were transport and communication which accounted

for 48.7 percent followed by construction and manufacturing which accounted for 13.6 and 9.9 percent of the total value respectively.

Table 7.4: Tanzania's Sectoral Distribution of Foreign Investment, 2010 -2011

Sector	2010				2011			
	No. of		Value		No. of		Value	
	Projects	Employment	(US\$ mill)	% Age	Projects	Employment	(US\$ mill)	% Age
Agriculture, Fishing, Forestry and Hunting	24	5,269	477.3	9.4	55	9,281	671.52	9.4
Mining and Quarrying	0	0	-	-	1	191	53.9	0.8
Manufacturing	183	14,327	503.8	9.9	206	19,779	706.94	9.9
Utilities (Water and Energy)	8	412	1,627.0	32.1	3	120	374.81	5.2
Construction	93	5,100	1,379.5	27.2	130	16,493	976.55	13.6
Wholesale Retail Trade and Tourism	103	5,452	297.9	5.9	222	9349	525.16	7.3
Transport, Communication and Storage	67	7,726	497.5	9.8	158	19772	3,495.75	48.7
Finance, Insurance, Real Estate & Business Services	4	86	1.6	0.0	22	1877	117.15	1.6
Community, Social and Personal Services	27	5,268	281.5	5.6	29	2239	253.36	3.5
Total	509	43640	5,066.2	100.0	826.0	79,101	7,175.1	100.0

Source: Tanzania Investment Centre -TIC

7.5.3 Uganda

In Uganda, the Agriculture, fishing, forestry and hunting sector attracted most Foreign Direct Investments accounting for 30.6 percent of the total value of the registered FDIs in 2011. Other sectors which attracted more Foreign Direct Investments were Finance, Insurance & Real estates, Manufacturing and Utilities (Table 7.5).

Table 7.5: Uganda's Sectoral Distribution of Foreign Direct Investment 2010-2011

Sector	2010				2011			
	No. of projects	Employment	Value		No. of projects	Employment	Value	
			(US\$ mill)	% Age			(US\$ mill)	% Age
Agriculture, fishing, forestry & hunting	24	14,884	171.4	22.8	23	5,505	161.7	30.6
Construction	23	6,452	68.9	9.2	9	1,466	35.7	6.7
Manufacturing	93	15,457	229.5	30.5	61	4,596	78.2	14.8
Mining & Quarrying	8	885	113.5	15.1	3	319	13.1	2.5
Finance, Insurance, Real estate & Business services	45	4,116	106.9	14.2	57	6,331	144.9	27.4
Community, Social & Personal services	2	101	4.1	0.5	3	92	4.5	0.8
Wholesale, retail trade, Tourism	11	573	10.1	1.3	13	553	12.6	2.4
Transport, Communication & Storage	15	1,429	34.8	4.6	8	554	7.3	1.4
Utilities (water & energy)	3	255	13.5	1.8	4	567	70.7	13.4
TOTAL	224	44,152	752.8	100.0	181	19,983	528.5	100.0

Source: Uganda Investment Authority

7.5.4 Rwanda

Investments in Rwanda have been steadily growing over the last five years. Foreign Direct Investments (FDI) for instance has been active due to conducive investment climate as a result of radical reforms which make it easier for business to get started, get credit and pay taxes.

For Rwanda, in terms of value agriculture, fishing, forestry & hunting projects dominated in 2011 with a share of 21.7%. The investment in those activities has increased significantly from US\$ 77 million in 2010 to US\$ 136 million in 2011. Finance, Insurance, Real Estate & Business Services registered huge decline in number of projects, registered for invested and number of jobs created. Transport, communication and storage projects also increased in in terms of number value invested as well as employment mainly due to new telecommunication company registered in 2011.

Table 7.6: Rwanda's Sectoral Distribution of Foreign Direct Investment 2010 and 2011

Sector	2010			2011		
	No. of Projects	(US\$ mill)	Employment	No. of Projects	(US\$ mill)	Employment
Agriculture, Fishing, Forestry & Hunting	16	77	4,120	17	136	2,701
Mining & Quarrying	9	12	240	2	24	60
Manufacturing	18	13	267	34	44	1,731
Utilities (Water & Energy)	11	62	2,304	3	86	171
Construction	10	11	439	9	19	594
Wholesale, Retail Trade, Tourism	18	12	357	46	125	1,591
Transport, Communication & Storage	3	26	58	6	110	188
Finance, Insurance, Real Estate & Business Services	18	176	4,910	12	72	1,745
Community, Social & Personal Services	3	5	41	10	10	266
TOTAL	106	394	12,736	139	626	9,047

Source: Rwanda Development Board

7.5.5 Burundi

According to the API's survey, share in total investments projects that the API had facilitated were shared as follows: tourism (43 percent) agribusiness sector (18 percent), manufacturing (11 percent), and (11 percent), construction, (8 percent), information technology of transport (1 percent) and mining (1 percent).

7.6 Individual Countries' Sources of Investment

7.6.1 Tanzania

In 2011, major sources of investment inflow in Tanzania were the Netherlands, China and United Kingdom. In total US\$ 7175.1 million were invested in 2011 as compared to US\$ 5,066 million invested in 2010. The major sectors that attracted much of investment inflows to Tanzania were transport and communication, construction and manufacturing.

Table 7.7: Tanzania's Major Sources of Investments, 2010 and 2011

Country	2010			Country	2011		
	Number of Projects	Employment	Value (US\$ mill)		Number of Projects	Employment	Value ((US\$ mill)
Netherlands	6	442	2.31	Netherlands	18	2,084	1,083.24
China	63	3,464	124.96	China	49	3,146	282.23
UK	51	6,418	190.11	UK	79	8,673	258.97
India	25	1,633	36.11	India	51	9,434	196.44
USA	15	949	82.81	Turkey	11	619	122.06
S.A.	11	513	24.24	USA	12	1,717	111.95
Germany	6	429	2.25	S.A.	15	1,329	67.24
Kenya	27	4,119	67.23	Mauritius	8	594	60.27
				Kenya	29	2,004	50.24
				Canada	23	1,448	39.55
Subtotal	204	17,967	530.02	Subtotal	295	31,048	2,272.9
Rest of the World	305	25,672	4,535.98	Rest of the World	531	48,053	4,902.9
Total	509	43,639	5,066		826	79,101	7,175.1

7.6.2 Uganda

In Uganda, the top ten countries accounted for 78.9 percent of the total foreign investment portfolio in 2011. India Kenya and Norway were the major sources of Uganda's foreign investment valued at US\$ 102.8 million, US\$ 83.7 million and US\$ 68.5 million respectively. Investments from India created most jobs accounting for 27.9 percent of the total jobs created by foreign investments in 2011.

Table 7.8: Uganda's Ten Major Sources of Investments, 2010 and 2011

Country	2010			Country	2011		
	Number of Projects	Employment	Value (US\$ mill)		Number of Projects	Employment	Value ((US\$ mill)
India	53	12,507	228.0	India	42	5,572	102.8
United Kingdom	16	8,300	85.3	Kenya	19	4,381	83.7
China	36	4,420	71.9	Norway	3	873	68.5
Netherlands	6	552	66.9	China	29	2,293	50.0
Kenya	14	1,803	62.8	United Kingdom	17	627	24.7
Canada	5	653	21.4	Iran	3	243	21.7
Belgium	2	135	12.1	Sri Lanka	1	305	18.5
Mauritius	2	292	11.6	Egypt	1	46	18.0
Turkey	4	956	10.5	Mauritius	3	267	16.7
Tanzania	5	396	9.6	South Africa	5	129	12.3
Subtotal	143	30,014	580.1	Subtotal	123	14,736	416.9
Other Countries	81	14,138	172.7	Other Countries	58	5,247	111.6
Total	224	44,152	752.8	Total	181	19,983	528.5

Source: Uganda Investment Authority

7.6.3 Rwanda

In 2011, Rwanda's four major sources of foreign investments are India, Denmark, UK and Tanzania while in 2010; the leading sources of foreign investments were China, Netherlands, Mauritius, Tanzania and Kenya. In terms of employment, Kenya projects provided most employment in 2011 while USA projects generated more employment in 2010.

Table 7.9: Rwanda's Ten Major Sources of Investments, 2010 and 2011

Country	2010			Country	2011		
	Number of Projects	Employment	Value (US\$ mill)		Number of Projects	Employment	Value (US\$ mill)
China	6	468	83.96	India	9	390	127.47
Mauritius	2	174	35.25	Denmark	1	125	72.85
Tanzania	3	71	15.50	UK	3	709	59.80
Kenya	6	59	14.31	Tanzania	4	323	35.96
Burundi+Uganda+USA+Korea+Rwanda*	1	150	11.57	Mauritius	3	765	19.54
Switzerland	1	11	10.87	Kenya	7	1,486	17.55
USA	5	1,121	10.78	South Africa	1	219	8.96
Slovakia	1	23	5.80	China	7	466	8.06
Belgium	3	74	2.66	Turkey	1	80	5.95
Russian+UK+Somali	1	33	2.22	Switzerland	1	66	4.72
Subtotal	29	2,184	192.92	Subtotal	37	4,629	360.86
Others Countries	76	10,552	200.28	Other Countries	102	4,418	265.25
Total	105	12,736	393.20	Total	139	9,047	626.10

Source: Rwanda Development Board (2011)⁵

7.6.4 Burundi

According to the API's survey, Burundi's main sources of investments were Europe, EAC member states, Other African countries, Asia and America.

7.7 Challenges to Investment Promotion

The major constraints to accelerated growth rate and exports are the lack of economic infrastructure and limited skill base.

The key challenges encountered include the financing of economic infrastructure projects such as East African Railway, energy sector, roads, ports and inland waterways to allow private sector investments.

CHAPTER EIGHT

CONCLUSIONS

The 2011 trade flows reflect continued growth of Intra-EAC Trade. The Inter-EAC Trade in 2011 amounted to US\$ 4,485.9 Millions compared to US\$ 3,722.9 Millions in 2010 representing a 20.5 percent increase. The increase was attributed to increase of both imports and exports within the bloc that went up by 23.7 percent and 18.2 percent, respectively. The share of Intra EAC Trade among the Partner States remained almost the same with Kenya continuing to dominate, accounting for about 41 percent of total intra-trade. Moreover, during the period, only Burundi recorded an increase in its share to 4.2 percent from 2.6 percent of the total Intra EAC Trade in 2010. The increase is attributed to the ongoing implementation of the EAC Customs Union and Common Market.

The total Intra-EAC exports rose to US\$ 2,566.5 Millions in 2011 compared with US\$ 2,171.9 Millions in 2010. All Partner States registered a growth in exports. The total Intra-EAC imports increased to US\$ 1,919.3 Millions compared with US\$ 1,1551.0 million in 2010. Whereas all Partner States recorded an increase in imports. Uganda was the major importer of Intra-EAC exports accounting for 36.1 percent followed by Rwanda with 20.1 percent.

In terms of market share, Kenya remained dominant in Intra-EAC exports accounting for 60.2 percent while Rwanda and Burundi registered the highest growth of exports accounting for 61.0 percent and 52.2 per respectively.

In 2011, the EAC total trade with the rest of the world registered a growth of 24.57 compared to the level recorded in 2010. During the same period, imports grew by 27.74 percent while exports recorded an increase of 15.66 percent which resulted to deficit on trade balance

The performance levels indicated in this report is reflection of the evolving close trade relationships between the Partner States catalysed by the policy measurers of the Customs Union. Of particular interest is the increase in importation of zero related goods which explains an increase in production related activities since machinery and raw materials are the main items which are zero rated.

The ongoing construction of one stop border post and the establishment of a Single Customs Territory in the region is expected to increase Intra-EAC trade.

In 2011, all EAC partner states with exception of Uganda recorded increase in the value of imported goods eligible for exemptions and remissions). Most of the exempted goods includes those for investment projects, aid funded projects, charitable organizations, embassies and consulate goods. Moreover, completion of dam project in Uganda mainly explains the decline in value of goods eligible for exemption during the period under review.

During 2011, the proportion of customs revenue to total tax revenue for most EAC Partner states remained stable compared to the levels recorded in the preceding year. Burundi continued to record high proportions of customs revenue (over 90 percent) of the country's total tax revenue while proportions of customs revenue for other Partner states ranged between 33 percent and 47 percent of the total tax revenues of respective countries.

APPENDICES

Table 1: Individual EAC Country's total Trade with the rest of the world, 2004-2011 (US\$ million)

Partner State	Country/Region	2009	2010	2011	% change			
					2009	2010	2011	
Uganda	Kenya	676.63	701.83	871.16	0.10	3.72	24.13	
	Tanzania	74.56	94.14	80.18	-13.31	26.26	-14.83	
	Rwanda	138.37	156.73	201.38	-1.01	13.28	28.48	
	Burundi	56.19	52.42	43.64	21.37	-6.70	-16.75	
	Rest of Africa	714.90	770.86	965.37	-12.94	7.83	25.23	
	EU	1,097.72	1,093.18	1,189.38	-18.10	-0.41	8.80	
	UAE	502.33	511.93	516.62	-21.96	1.91	0.92	
	China	396.33	436.65	549.20	4.69	10.17	25.78	
	USA	128.89	126.97	204.50	-3.13	-1.49	61.06	
	Japan	276.68	307.90	327.22	-0.10	11.28	6.28	
	India	540.74	698.32	947.30	10.53	29.14	35.66	
	Rest of the World	1,221.89	1,332.02	1,894.00	0.22	9.01	42.19	
	Total Trade		5,825.21	6,282.94	7,789.95	-6.80	7.86	23.99
	Tanzania	Kenya	304.46	276.00	561.21	-25.41	-9.35	103.34
Uganda		12.13	17.88	89.06	-29.09	47.35	398.10	
Rwanda		0.02	1.41	96.74	-61.58	7202.67	6760.99	
Burundi		0.31	0.60	40.63	-27.45	92.77	6671.67	
Rest of Africa		810.73	952.07	2,826.12	-24.20	17.43	196.84	
EU		1,240.99	1,156.00	2,141.69	-6.29	-6.85	85.27	
UAE		631.57	672.00	1,321.25	-23.29	6.40	96.61	
China		692.07	882.50	1,733.69	6.66	27.52	96.45	
USA		138.82	156.97	351.95	-34.32	13.07	124.21	
Japan		422.15	556.11	850.01	67.45	31.73	52.85	
India		772.87	772.87	1,775.14	8.53	0.00	129.68	
Rest of the World		1,505.11	2,576.84	4,123.41	4.49	71.21	60.02	
Total Trade			6,531.22	8,021.25	15,910.90	-5.45	22.81	98.36
Kenya		Uganda	655.02	774.12	971.63	-4.85	18.18	25.51
	Tanzania	489.93	553.59	646.47	-7.42	12.99	16.78	
	Rwanda	126.39	138.40	157.37	-3.06	9.50	13.71	
	Burundi	60.63	70.72	71.75	17.66	16.63	1.47	
	Rest of Africa	2,125.04	2,296.43	2,643.82	-3.70	8.07	15.13	
	EU	3,065.02	3,337.49	3,483.49	-5.85	8.89	4.37	
	UAE	1,298.32	1,702.64	2,465.33	-26.51	31.14	44.79	
	China	995.62	1,556.06	1,662.18	3.46	56.29	6.82	
	USA	872.37	780.46	791.79	24.53	-10.54	1.45	
	JAPAN	660.39	761.84	663.30	-3.42	15.36	-12.93	
	INDIA	1,142.60	1,410.13	1,778.69	-18.88	23.41	26.14	
	Rest of World	3,156.85	3,742.79	5,082.35	-15.67	18.56	35.79	
	Total Trade		14,648.18	17,124.66	20,418.18	-9.17	16.91	19.23

Table 1(Ctd): Individual EAC Country's total Trade with the rest of the world, 2004-2011 (US\$ million)

Partner State	Country/Region	2009	2010	2011	% change		
					2009	2010	2011
Rwanda	Burundi	9.70	5.44	12.14	6.77	-43.93	123.22
	Kenya	235.79	162.29	182.25	47.12	-31.17	12.30
	Tanzania	55.78	67.59	75.45	111.40	21.17	11.63
	Uganda	157.41	159.66	196.38	4.27	1.43	23.00
	Rest of Africa	137.52	99.10	221.26	19.84	-27.93	123.26
	EU	318.56	251.94	351.03	3.76	-20.91	39.33
	United Arab Emirates	74.09	61.83	71.16	-14.16	-16.55	15.10
	China	88.09	130.85	176.42	-15.73	48.55	34.83
	USA	40.09	49.74	64.32	-0.71	24.07	29.30
	Japan	35.03	66.46	55.68	-10.93	89.73	-16.22
	India	44.95	67.07	90.03	-14.65	49.21	34.22
	Rest of the World	152.56	228.53	281.95	3.93	49.80	23.37
	Total Trade		1349.57	1350.51	1778.06	8.97	0.07
Burundi	Kenya	41.7	36.6	62.0	8.73	-12.20	69.21
	Uganda	40.2	27.6	59.3	7.81	-31.28	114.67
	Tanzania	19.4	24.7	53.5	2.64	27.05	117.03
	Rwanda	5.8	4.4	11.9	-21.17	-24.44	170.62
	Rest of Africa	50.5	44.3	102.0	-12.74	-12.21	130.00
	EU	16.6	22.1	27.9	7.37	32.94	26.30
	UAE	50.8	12.4	78.4	38.63	-75.51	530.04
	China	0.4	0.2	1.3	-80.70	-40.30	431.28
	USA	0.8	0.2	0.8	-17.87	-69.45	215.13
	Japan	0.1	0.0	0.1	54.46	-89.46	1078.71
	India	1.3	1.9	1.4	233.99	38.64	-24.17
	Rest of the world	334.1	400.4	674.4	5.51	19.84	68.44
	Total Trade		561.79	574.91	1072.90	5.58	2.33

Source: National Statistical Offices and Revenue Authorities of Partner States

Table 2: Total EAC Trade by country and Regional blocs, 2004-2011 (US \$ Million)

Partner State	Country/Region	2009	2010	2011	% Change		
					2009	2010	2011
Uganda	Burundi	56.19	52.42	43.64	21.37	-6.70	-16.75
	Kenya	676.63	701.83	871.16	0.10	3.72	24.13
	Rwanda	138.37	156.73	201.38	(1.01)	13.28	28.48
	Tanzania	74.56	94.14	80.18	(13.31)	26.26	-14.83
	Total EAC	945.75	1,005.13	1,196.36	(0.24)	6.28	19.03
	COMESA	423.43	489.93	627.46	(7.41)	15.71	28.07
	ECOWAS	6.23	9.88	16.07	(51.35)	58.67	62.64
	SADC	467.12	492.71	519.07	29.33	5.48	5.35
	Rest Of Africa	11.64	5.45	39.76	(58.27)	-53.19	629.90
	EU	1,097.72	1,093.18	1,189.38	(18.10)	-0.41	8.80
	o/w United Kingdom	192.74	171.34	192.00	(24.72)	-11.10	12.06
	USA	128.89	126.97	204.50	(3.13)	-1.49	61.06
	Rest of the World	3,066.85	3,286.80	4,234.35	1.97	7.17	28.83
Tanzania	Kenya	304.5	276.0	561.2	(25.41)	-9.35	103.34
	Uganda	12.1	17.9	89.1	(29.09)	47.35	398.10
	Rwanda	0.0	1.4	96.7	(61.58)	7202.67	6760.99
	Burundi	0.3	0.6	40.6	(27.45)	92.77	6671.67
	Total EAC	316.9	295.9	787.6	(25.48)	-6.64	166.19
	COMESA	105.5	132.6	520.9	(38.75)	25.71	292.82
	ECOWAS	3.5	4.8	25.4	(74.57)	38.38	428.96
	SADC	764.5	793.6	1,972.59	(21.12)	3.80	148.57
	Rest of Africa	11.1	21.1	206.2	(69.40)	89.67	877.48
	EU	1,240.99	1,156.00	2,141.69	(6.29)	-6.85	85.27
	o/w United Kingdom	183.4	207.9	321.6	4.19	13.33	54.70
	USA	138.8	157.0	352.0	(34.32)	13.07	124.21
	Rest of the World	4,023.76	5,252.43	9,803.50	3.79	30.54	86.65
Kenya	Burundi	60.63	70.72	71.75	17.66	16.63	1.47
	Rwanda	126.39	138.40	157.37	(3.06)	9.50	13.71
	Tanzania	489.93	553.59	646.47	(7.42)	12.99	16.78
	Uganda	655.02	774.12	971.63	(4.85)	18.18	25.51
	Total EAC	1,331.97	1,536.82	1,847.23	(4.83)	15.38	20.20
	COMESA	941.84	1,249.77	1,470.43	(18.35)	32.70	17.66
	ECOWAS	43.97	36.56	37.91	(55.16)	-16.86	3.70
	SADC	1,397.77	1,283.91	1,521.00	15.78	-8.15	18.47
	Rest Of Africa	157.48	194.71	277.81	(21.39)	23.64	42.68
	EU	3,068.87	3,337.49	3,483.49	(5.73)	8.75	4.37
	o/w United Kingdom	974.55	983.60	1,016.43	2.05	0.93	3.34
	USA	872.37	780.46	791.79	24.53	-10.54	1.45
	Rest of the World	7,249.90	9,173.46	11,651.85	(15.35)	26.53	27.02
Rwanda	Burundi	9.70	5.44	12.14	6.74	-43.93	123.22
	Kenya	235.79	162.29	182.25	47.12	-31.17	12.30
	Tanzania	55.78	67.59	75.45	111.40	21.17	11.63
	Uganda	157.41	159.66	196.38	4.27	1.43	23.00
	Total EAC	458.68	394.97	466.21	35.86	-13.89	18.04
	COMESA	94.92	58.50	128.93	2.85	-38.37	120.38
	ECOWAS	2.80	2.03	3.15	37.13	-27.69	55.23
	SADC	50.34	67.39	135.09	-13.07	33.86	100.46
	Rest of Africa	5.60	2.98	39.03	4065.36	-46.83	1210.73
	EU	318.56	251.94	351.03	3.76	-20.91	39.33
	o/w United Kingdom	29.77	27.63	37.67	-25.45	-7.19	36.34
	USA	40.09	49.74	64.32	-0.71	24.07	29.30
	Rest of the World	378.01	582.37	675.24	32.07	54.06	15.95
Burundi	Kenya	41.73	36.64	62.00	8.73	-12.20	69.21
	Uganda	40.18	27.61	59.27	7.81	-31.28	114.67
	Tanzania	19.41	24.66	53.52	2.64	27.05	117.03
	Rwanda	5.81	4.39	11.88	-21.17	-24.44	170.62
	Total EAC	107.13	93.30	186.67	5.10	-12.91	100.08
	COMESA	28.66	49.34	53.75	55.50	72.12	8.94
	ECOWAS	0.36	0.16	0.77	-17.34	-54.91	379.70
	SADC	9.53	8.76	25.31	-27.10	-8.07	188.95
	Rest of Africa	0.20	1.06	1.04	-89.79	419.86	-1.48
	EU	115.56	138.62	227.72	-16.22	19.95	64.28

Table 2: Total EAC Trade by country and Regional blocs, 2004-2011 (US \$ Million)

Partner State	Country/Region	2009	2010	2011	% Change		
					2009	2010	2011
	o/w United Kingdom	4.58	20.92	34.94	-3.54	356.36	67.05
	USA	9.34	6.10	32.71	224.59	-34.73	436.52
	Rest of the world	291.01	277.58	544.92	13.92	-4.62	96.31

Source: National Statistical Offices and Revenue Authorities of Partner States

Notes:

- (1) COMESA excludes Kenya, Uganda, Burundi and Rwanda
- (2) SADC excludes Tanzania
- (3) COMESA and SADC have overlapping membership

Table 3: Imports by Country /Region of origin, 2004-2011 (US \$ Million)

Partner State	Country/Region	2009	2010	2011	% change		
					2009	2010	2011
	Burundi	0.43	1.09	2.19	-85.19	154.79	101.19
Uganda	Kenya	502.66	511.53	644.57	-1.70	1.76	26.01
	Rwanda	3.07	7.39	7.88	237.83	140.61	6.64
	Tanzania	40.80	56.53	37.97	-26.47	38.56	-32.83
	Total EAC	546.95	576.53	692.61	-4.14	5.41	20.13
	COMESA	75.37	89.82	92.02	-7.73	19.17	2.45
	ECOWAS	4.55	7.76	14.82	-60.86	70.51	91.08
	SADC	282.28	291.32	364.51	-17.84	3.20	25.12
	Rest Of Africa	1.55	0.82	22.43	-26.64	-47.14	2632.51
	EU	752.76	727.49	713.45	-14.26	-3.36	-1.93
	o/w United Kingdom	140.32	134.47	131.16	1.94	-4.17	-2.46
	USA	91.72	105.53	169.54	-21.85	15.05	60.66
	UAE	416.55	391.04	373.31	-19.20	-6.12	-4.53
	India	521.08	684.41	928.08	10.75	31.34	35.60
	China	379.21	414.66	522.49	3.67	9.35	26.01
Japan	269.97	305.53	323.34	0.46	13.17	5.83	
Rest of world	950.53	1,109.28	1,506.45	1.29	16.70	35.80	
Tanzania	Kenya	304.46	276.00	339.34	-25.41	-9.35	22.95
	Uganda	12.13	17.88	36.43	-29.09	47.35	103.75
	Rwanda	0.02	1.41	1.58	-61.58	7202.67	12.06
	Burundi	0.31	0.60	0.78	-27.45	92.77	30.00
	Total EAC	316.92	295.89	378.13	-25.48	-6.64	27.79
	COMESA	105.48	132.60	201.09	-38.75	25.71	51.65
	ECOWAS	3.47	4.80	15.63	-74.57	38.38	225.63
	SADC	764.52	793.58	1,176.05	-21.12	3.80	48.20
	Rest Of Africa	11.12	21.09	67.17	-69.40	89.67	218.49
	EU	1,240.99	1,156.00	1,569.61	-6.29	-6.85	35.78
	o/w United Kingdom	183.45	207.89	291.32	4.19	13.33	40.13
	USA	138.82	156.97	302.13	-34.32	13.07	92.48
	UAE	631.57	672.00	1,243.28	-23.29	6.40	85.01
	India	772.87	895.01	1,564.97	8.53	15.80	74.86
China	692.07	882.50	1,056.32	6.66	27.52	19.70	
Japan	422.15	556.11	493.21	67.45	31.73	-11.31	
Rest of world	1,505.11	2,246.81	2,976.48	4.49	49.28	32.48	
Kenya	Uganda	57.22	116.45	116.40	-24.19	103.50	-0.05
	Tanzania	100.96	133.14	176.45	-4.35	31.87	32.53
	Rwanda	3.10	5.43	4.75	747.72	74.91	-12.42
	Burundi	1.20	1.83	5.28	6.02	52.63	188.76
	TOTAL EAC	162.49	256.84	302.88	-10.24	58.07	17.92
	COMESA	261.25	391.83	496.17	-21.46	49.99	26.63
	ECOWAS	6.40	3.44	6.59	-83.37	-46.33	91.82
	SADC	1,052.55	927.35	1,096.08	26.52	-11.89	18.19
	Rest of Africa	3.53	22.83	82.90	-54.25	546.99	263.17
	EU	1,887.74	2,101.62	2,178.85	-3.75	11.33	3.68
	o/w United Kingdom	476.86	476.10	485.98	17.47	-0.16	2.08
	USA	647.13	496.21	501.59	60.82	-23.32	1.09
	UAE	1,159.78	1,464.65	2,241.06	-30.01	26.29	53.01
	India	1,076.18	1,303.13	1,672.84	-17.89	21.09	28.37
China	963.47	1,524.36	1,619.36	3.26	58.22	6.23	
Japan	631.58	735.45	637.24	-2.82	16.45	-13.35	
Rest of World	2,469.53	2,882.07	4,092.27	-17.07	16.71	41.99	

Table 3(Ctd): Imports by Country /Region of origin, 2004-2011 (US \$ Million)

Partner State	Country/Region	2009	2010	2011	% change		
					2009	2010	2011
Rwanda	Burundi	4.31	1.53	3.62	21.01	-64.58	136.85
	Kenya	152.69	123.49	118.40	18.41	-19.13	-4.12
	Tanzania	54.62	65.50	73.90	113.77	19.92	12.83
	Uganda	151.83	154.04	189.14	4.53	1.45	22.78
	Total EAC	363.46	344.55	385.06	21.25	-5.20	11.76
	COMESA	30.49	37.58	56.93	-48.96	23.24	51.47
	ECOWAS	2.09	1.47	1.23	6.77	-29.69	-16.80
	SADC	41.17	44.61	72.69	166.10	8.35	62.95
	Rest of Africa	5.46	2.71	38.68	3960.46	-50.33	1326.48
	EU	277.18	206.24	227.78	16.81	-25.59	10.45
	o/w United Kingdom	25.02	16.74	20.25	-5.76	-33.07	20.92
	USA	36.18	42.38	54.33	-1.28	17.13	28.20
	United Arab Emirates	71.89	61.44	67.91	-15.23	-14.53	10.52
	India	43.50	66.98	89.59	-10.60	53.97	33.76
	China	80.42	113.26	158.84	-18.66	40.84	40.24
	ROW	160.33	243.65	230.47	3.20	51.97	-5.41
	Burundi	Kenya	34.1	26.8	46.7	9.29	-21.41
Tanzania		18.1	23.3	52.8	6.47	28.73	126.61
Uganda		34.1	24.9	54.3	-1.16	-26.98	118.07
Rwanda		1.9	2.2	7.0	-50.00	15.79	218.18
COMESA		27.24	48.01	53.72	68.34	76.21	11.90
ECOWAS		0.21	0.13	0.66	-52.19	-36.63	405.70
SADC		9.00	8.53	25.19	-19.37	-5.22	195.33
Rest of Africa		0.19	1.05	1.03	-89.73	441.60	-1.49
EU		97.65	101.11	182.66	-19.86	3.54	80.66
o/w United kingdom		4.08	5.12	16.94	-10.28	25.32	231.08
USA		9.34	6.10	32.11	235.07	-34.73	426.68
United Arab Emirates		17.88	19.80	34.90	25.44	10.70	76.27
India		20.67	26.28	42.30	21.68	27.13	60.98
China		35.09	53.79	64.79	37.26	53.27	20.44
Rest of the world	137.41	118.66	273.44	5.30	-13.64	130.43	

Source: National Statistical Offices and Revenue Authorities of Partner States

Notes:

- (1) COMESA excludes Kenya, Uganda, Burundi and Rwanda
- (2) SADC excludes Tanzania
- (3) COMESA and SADC have overlapping membership

Table 4: Exports by Country /Region of Destination, 2009-2011 (US\$ million)

Partner State	Country/Region	2009	2010	2011	% Change		
					2009	2010	2011
	Burundi	55.76	51.33	41.45	22.86	-7.94	-19.25
Uganda	Kenya	173.97	190.30	226.58	5.67	9.38	19.06
	Rwanda	135.29	149.35	193.50	-1.17	10.39	29.57
	Tanzania	33.76	37.61	42.21	10.59	11.40	12.23
	Total EAC	398.79	428.59	503.74	5.66	7.47	17.53
	COMESA	348.09	400.11	535.45	-7.34	14.94	33.82
	ECOWAS	1.68	2.12	1.24	42.89	26.51	-41.41
	SADC	184.84	201.38	203.50	28.13	8.95	1.05
	Rest Of Africa	10.08	4.63	17.33	-60.87	-54.12	274.54
	EU	344.96	365.69	475.93	-25.39	6.01	30.15
	o/w United Kingdom	52.42	36.87	60.84	-55.72	-29.67	65.01
	USA	37.17	21.44	34.96	136.82	-42.32	63.04
	UAE	85.77	120.89	143.32	-33.05	40.94	18.55
	India	19.65	13.91	19.22	4.90	-29.25	38.23
	China	17.12	21.99	26.71	33.87	28.44	21.46
	Japan	6.71	2.36	3.89	-18.48	-64.79	64.49
Rest of World	271.35	222.74	492.67	-3.35	-17.91	121.19	
Tanzania	Kenya	192.90	260.16	221.37	-23.37	34.87	-14.91
	Uganda	51.65	60.38	52.63	-12.06	16.90	-12.84
	Rwanda	15.81	86.39	95.16	-28.79	446.59	10.15
	Burundi	24.63	55.73	39.85	20.73	126.25	-28.49
	Total EAC	284.99	462.66	409.01	-19.28	62.34	-11.60
	COMESA	221.66	329.83	319.79	-27.30	48.80	-3.04
	ECOWAS	7.40	5.08	9.76	-67.92	-31.33	92.13
	SADC	405.41	738.09	1099.01	-25.46	82.06	48.90
	Rest of Africa	37.87	43.30	52.79	-31.81	14.35	21.92
	EU	493.51	508.80	572.08	-7.59	3.10	12.44
	o/w United Kingdom	32.83	36.73	30.27	-60.85	11.89	-17.59
	USA	41.06	49.50	49.82	-27.74	20.55	0.65
	UAE	91.44	60.45	77.97	34.38	-33.89	28.98
	India	187.83	226.81	210.16	8.99	20.75	-7.34
	China	387.27	656.79	677.37	44.22	69.59	3.13
Japan	178.41	214.77	356.80	20.76	20.38	66.13	
Rest of World	850.54	903.91	1146.94	36.19	6.28	26.89	
Kenya	Uganda	597.80	657.67	855.24	-2.47	10.01	30.04
	Tanzania	388.97	420.45	470.03	-8.18	8.09	11.79
	Rwanda	123.28	132.97	152.61	-5.18	7.86	14.77
	Burundi	59.43	68.89	66.48	17.92	15.91	-3.50
	Total EAC	1,169.48	1,279.97	1544.35	-3.90	9.45	20.65
	COMESA	680.59	857.94	974.26	-17.08	26.06	13.56
	ECOWAS	37.57	33.12	31.32	-36.93	-11.84	-5.44
	SADC	345.22	356.55	424.93	-8.02	3.28	19.18
	Rest of Africa	153.95	171.88	194.91	-20.08	11.65	13.40
	EU	1,181.13	1,235.87	1304.64	-8.74	4.63	5.56
	o/w United Kingdom	497.69	507.50	530.45	-9.35	1.97	4.52
	USA	225.24	284.25	290.19	-24.46	26.20	2.09
	UAE	138.54	237.99	224.27	26.41	71.78	-5.76
	India	66.42	107.00	105.84	-32.16	61.08	-1.08
	China	32.15	31.70	42.82	9.56	-1.41	35.08
Japan	28.80	26.39	26.07	-14.91	-8.38	-1.22	
Rest of World	683.44	860.72	990.08	-10.72	25.94	15.03	

Table 4(Ctd): Exports by Country /Region of Destination, 2009-2011 (US\$ million)

Partner State	Country/Region	% Change					
		2009	2010	2011	2009	2010	2011
Rwanda	Burundi	5.02	3.91	8.52	-9.05	-22.13	117.90
	Kenya	82.20	38.80	63.85	162.49	-52.79	64.53
	Tanzania	1.16	2.09	1.55	39.36	79.59	-25.94
	Uganda	4.79	5.62	7.24	-15.98	17.25	28.87
	Total EAC	93.17	50.42	81.15	146.14	-45.88	60.95
	COMESA	62.14	20.92	72.00	72.17	-66.34	244.16
	ECOWAS	0.46	0.55	1.92	454.76	21.64	246.76
	SADC	5.51	22.78	62.39	-87.03	313.72	173.92
	Rest of Africa	0.10	0.27	0.35	180.93	174.46	31.75
	EU	34.55	45.71	123.25	-50.45	32.29	169.67
	o/w United Kingdom	4.75	10.89	17.42	-64.50	129.11	60.04
	USA	3.79	7.37	9.99	1.50	94.48	35.64
	United Arab Emirates	0.32	0.38	3.26	-78.71	19.88	746.27
	India	0.17	0.09	0.43	-95.66	-48.16	382.66
	China	7.57	17.59	17.59	33.64	132.42	-0.02
	ROW	29.22	50.17	107.16	-4.80	71.71	113.60
Burundi	Kenya	6.93	9.84	15.30	41.99	55.45	55.45
	Uganda	6.08	2.71	4.97	-55.43	83.39	83.39
	Tanzania	1.31	1.36	0.72	3.82	-47.06	-47.06
	Rwanda	3.91	2.19	4.877	-43.99	122.69	122.69
	COMESA	1.42	1.33	0.03	-6.34	-97.74	-97.74
	ECOWAS	0.15	0.03	0.11	-80.00	266.67	266.67
	SADC	0.53	0.23	0.12	-56.60	-47.83	-47.83
	Rest of Africa	0.01	0.01	0.01	0.00	0.00	0.00
	EU	17.91	37.51	45.06	109.44	20.13	20.13
	o/w United Kingdom	0.5	15.8	18.00	3060.00	13.92	13.92
	USA	0.00	0.00	0.60	-	-	-
	United Arab Emirates	27.3	6.3	39.20	-76.92	522.22	522.22
	India	0.00	0.10	0.50	-	400.00	400.00
	China	0.40	0.20	1.30	-50.00	550.00	550.00
Rest of World	53.25	52.47	88.59	-1.46	68.82	68.82	

Source: National Statistical Offices and Revenue Authorities of Partner States

Notes:

- (1) COMESA excludes Kenya, Uganda, Burundi and Rwanda
- (2) SADC excludes Tanzania
- (3) COMESA and SADC have overlapping membership

Table 5a: Intra-EAC Trade of the Major twenty imports, 2010 (Values in US\$ million)

Partner state	Ctry of Origin	HS level	Description of Goods	CIF Values	
Uganda	Kenya	2 digits			
		25	Salt; Sulphur; Earth & Ston; Plastering Mat; Lime & Cem	90.22	
		27	Mineral Fuels, Oils & Product Of Their Distillation; Etc	61.72	
		22	Beverages, Spirits And Vinegar	30.84	
		72	Iron And Steel	30.66	
		39	Plastics And Articles Thereof	25.74	
		30	Pharmaceutical Products	25.35	
		84	Nuclear Reactors, Boiliers, Mchy & Mech Appliance; Parts	20.96	
		48	Paper & Paperboard; Art Of Paper Pulp, Paper/Paperboard	18.10	
			Vehicles other than railway or tramway rolling-stock, and parts and accessories thereof.	17.77	
		87		17.77	
		34	Soap, Organic Surface-Active Agents, Washing Prep, Etc	16.77	
		15	Animal/Veg Fats & Oils & Their Cleavage Products; Etc	13.07	
		24	Tobacco And Manufactured Tobacco Substitutes	11.07	
		28	Inorgn Chem; Comps Of Prec Met, Radioact Elements Etc	10.61	
		85	Electrical Mchy Equip Parts Thereof; Sound Recorder Etc	10.35	
		17	Sugars And Sugar Confectionery	10.29	
		73	Articles of iron or steel.	9.17	
		31	Fertilisers.	7.88	
		64	Footwear, Gaiters And The Like; Parts Of Such Articles	7.65	
	76	Aluminium and articles thereof.	7.55		
	70	Glass And Glassware	7.31		
			4 digits		
			2523	Portland Cement, Aluminous Cement, Persulphate Cement, Etc	69.99
			2710	Petroleum Oils, Etc, (Excl. Crude); Preparations Thereof, Nes	47.82
			3004	Medicaments Of Mixed Or Unmixed Products, For Retail Sale	18.63
				Salt/Pure Sodium Chloride Whether Or Not Cont Ant-Caking	
			2501	Agents;Seawater	16.72
			2203	Beer Made From Malt	16.60
				Rolled Iron Or Non-Alloy Steel, >=600Mm Wide, Clad, Plated Or	
			7210	Coated	14.78
			4819	Cartons, Boxes, Etc; Box Files, Etc, Of Paper, Paperboard, Etc	11.20
				Cigars, Cigarillos, Cigarettes, Etc, Of Tobacco Or Tobacco	
			2402	Substitutes	10.83
			7209	Cold-rolled iron or non-alloy steel, >=600mm wide	9.96
			3923	Articles For The Of Goods, Of Plastics; Stopers, Etc, Of Plastics	9.80
			2207	Ethyl Alcohol, Undenatured Of >=80% Alcohol, Denatured Spirits	9.55
			3402	Non-soap surface-active agents; washing preparatio	8.58
			1704	Sugar confectionery (incl. White chocolate), not containing cocoa	8.05
			8471	Automatic data processing machines...; magnetic readers..., nes	7.74
			8702	Public-Transport Type Passenger Motor Vehicles	6.78
			7010	Carboys, Bottles, Flasks... Ampoules, Etc; Stoppers, Lids..., Of Glass	6.60
				Soap; Organic Surface-Active Products In Bars, Etc; Paper With	
			3401	Soap,Etc	6.32
			2716	Electrical Energy	6.17
			8716	Trailers and semi-trailers; other vehicles, not machanically propelled	5.33
			8309	Stoppers, Caps And Lids, Capsules For Bottles... Of Base Metal	5.29

Table 5a (Ctd): Intra-EAC Trade of the Major twenty imports, 2010 (Values in US\$ million)

Partner state	Ctry of Origin	HS level	Description of Goods	CIF Values
	Tanzania	2 digits		
		63	Other Made Up Textile Articles; Sets; Worn Clothing Etc	12.20
		27	Mineral Fuels, Oils & Product Of Their Distillation; Etc	11.96
		10	Cereals	7.94
		22	Beverages, Spirits And Vinegar	3.36
		84	Nuclear Reactors, Boilers, Mchy & Mech Appliance; Parts	2.80
		85	Electrical Mchy Equip Parts Thereof; Sound Recorder Etc	2.19
		72	Iron And Steel	2.15
		48	Paper & Paperboard; Art Of Paper Pulp, Paper/Paperboard	1.65
		39	Plastics And Articles Thereof	1.45
		12	Oil Seed, Oleagi Fruits; Miscell Grain, Seed, Fruit Etc	1.39
		17	Sugars And Sugar Confectionery	1.33
			Furniture; bedding, mattresses, mattress supports, cushions and similar stuffed furnishings; lamps and lighting fittings, not elsewhere specified or included; illuminated signs, illuminated name-plates and the like; prefabricated buildings.	1.21
		94		1.21
		70	Glass And Glassware	1.04
		73	Articles of iron or steel.	0.89
		31	Fertilisers.	0.74
			Vehicles other than railway or tramway rolling-stock, and parts and accessories thereof.	0.56
		87		0.56
		56	Wadding, Felt & Nonwoven; Yarns; Twine, Cordage, Etc	0.56
		03	Fish & Crustacean, Mollusc & Other Aquatic Invertebrate	0.50
		23	Residues and waste from the food industries; prepared animal fodder.	0.40
		55	Man-made staple fibres.	0.25
		4 digits		
		2710	Petroleum Oils, Etc, (Excl. Crude); Preparations Thereof, Nes	11.67
		6304	Other Furnishing Articles, Nes (Excl. Of 94.04)	11.20
		1006	Rice	7.18
		2203	Beer Made From Malt	3.26
			Rolled Iron Or Non-Alloy Steel, >=600Mm Wide, Clad, Plated Or Coated	1.60
		7210		1.60
		8504	Electrical Transformers, Static Converters And Inductors	1.39
			Uncoated Kraft Paper And Paperboard, In Rolls Or Sheets (Excl. 48.02+03)	1.38
		4804		1.38
		8459	Machine-tools for drilling, boring, milling... By removing metal	1.36
		1701	Cane Or Beet Sugar And Chemically Pure Sucrose, In Solid Form	1.27
		7010	Carboys, Bottles, Flasks... Ampoules, Etc; Stoppers, Lids..., Of Glass	1.04
		1202	Ground-nuts, not roasted or otherwise cooked	0.90
		9406	Prefabricated buildings	0.86
		6305	Sacks And Bags, Used For Packing Goods	0.79
		3102	Mineral or chemical fertilizers, nitrogenous	0.64
		3920	Other Plates..., Of Plastics, Not Reinforced, Etc	0.63
		1003	Barley	0.63
		7306	Other tubes, pipes and hollow profiles of iron or steel, welded, nes	0.61
		8431	Parts suitable for use with the machinery of 84.25 to 84.30	0.49
		7214	Iron/Steel Bars And Rods, Forged, Etc (Incl. Twisted), Uncoiled	0.48
		5607	Twine, cordage, rope and cables	0.47

Table 5a (Ctd): Intra-EAC Trade of the Major twenty imports, 2010 (Values in US\$ million)

Partner state	Ctry of Origin	HS level	Description of Goods	CIF Values
	Rwanda	2 digits		
		72	Iron And Steel	4.12
		09	Coffee, tea, maté and spices.	1.46
		27	Mineral fuels, mineral oils and products of their distillation; bituminous substances; mineral waxes.	0.35
		84	Nuclear Reactors, Boilers, Mchy & Mech Appliance; Parts	0.22
		73	Articles Of Iron Or Steel	0.17
		44	Wood and articles of wood; wood charcoal.	0.13
		07	Edible Vegetables And Certain Roots And Tubers	0.13
		78	Lead and articles thereof.	0.12
		30	Pharmaceutical products.	0.07
		10	Cereals.	0.07
		55	Man-made staple fibres.	0.07
		76	Aluminium and articles thereof.	0.06
		52	Cotton.	0.05
		82	Tools, implements, cutlery, spoons and forks, of base metal; parts thereof of base metal.	0.04
		92	Musical instruments; parts and accessories of such articles.	0.04
		63	Other made up textile articles; sets; worn clothing and worn textile articles; rags.	0.04
		39	Plastics and articles thereof.	0.04
		70	Glass and glassware.	0.03
		33	Essential oils and resinoids; perfumery, cosmetic or toilet preparations.	0.03
		38	Miscellaneous chemical products.	0.03
		4 digits		
		7204	Ferrous waste and scrap; remelting scrap ingots of iron or steel	4.12
		0901	Coffee; coffee husks and skins; coffee substitutes containing coffee	1.46
		2716	Electrical energy	0.25
		7308	Iron/steel structures and parts thereof; plates, rods... Therefor	0.16
		0713	Dried leguminous vegetables, shelled	0.13
		8474	Machinery for sorting..., agglomerating... Earth, stone, ores, etc	0.12
		7802	Lead waste and scrap	0.12
		2710	Petroleum oils and oils obtained from bituminous minerals, other than crude	0.10
		4407	Wood sawn or chipped lengthwise, sliced or peeled, >6mm thick	0.10
		5513	Woven fabrics, <85% synthetic staple fibres, with cotton, =<170g/m2	0.07
		3004	Medicaments of mixed or unmixed products, for retail sale	0.06
		1006	Rice	0.06
		5201	Cotton, not carded or combed	0.05
		8207	Interchangeable tools for hand or machine-tools...	0.04
		8414	Air/vacuum pumps, air/gas compressors and fans; hoods with a fan	0.03
		7010	Carboys, bottles, flasks... Ampoules, etc; stoppers, lids..., of glass	0.03
		8420	Calendering or other rolling machines and cylinders therefor	0.03
		7602	Aluminium waste and scrap	0.03
		3808	Insecticides, rodenticides... And similar products, for retail sale	0.03
		9207	Musical instruments with electrically produced or amplified sound	0.03
	Burundi	2 digits		
		72	Iron and steel.	0.78
		84	Nuclear reactors, boilers, machinery and mechanical appliances; parts thereof.	0.10
		09	Coffee, tea, maté and spices.	0.09
		63	Other made up textile articles; sets; worn clothing and worn textile articles; rags.	0.02
		22	Beverages, spirits and vinegar.	0.02
		30	Pharmaceutical products.	0.01

Table 5a (Ctd): Intra-EAC Trade of the Major twenty imports, 2010 (Values in US\$ million)

Partner state	Ctry of Origin	HS level	Description of Goods	CIF Values
		44	Wood and articles of wood; wood charcoal.	0.01
		85	Electrical machinery and equipment and parts thereof; sound recorders and reproducers, television image and sound recorders and reproducers, and parts and accessories of such articles.	0.01
		39	Plastics and articles thereof.	0.01
		41	Raw hides and skins (other than furskins) and leather.	0.01
		70	Glass and glassware.	0.01
		48	Paper and paperboard; articles of paper pulp, of paper or of paperboard.	0.01
		08	Edible fruit and nuts; peel of citrus fruit or melons.	0.00
		61	Articles of apparel and clothing accessories, knitted or crocheted.	0.00
		05	Products of animal origin, not elsewhere specified or included.	0.00
		01	Live animals.	0.00
		87	Vehicles other than railway or tramway rolling-stock, and parts and accessories thereof.	0.00
		73	Articles of iron or steel.	0.00
		33	Essential oils and resinoids; perfumery, cosmetic or toilet preparations.	0.00
		94	Furniture; bedding, mattresses, mattress supports, cushions and similar stuffed furnishings; lamps and lighting fittings, not elsewhere specified or included; illuminated signs, illuminated name-plates and the like; prefabricated buildings.	0.00
		4 digits		
		7204	Ferrous waste and scrap; remelting scrap ingots of iron or steel	0.78
		8471	Automatic data processing machines...; magnetic readers..., nes	0.10
		0901	Coffee; coffee husks and skins; coffee substitutes containing coffee	0.09
		6309	Worn clothing	0.02
		2203	Beer made from malt	0.02
		3004	Medicaments of mixed or unmixed products, for retail sale	0.01
		4407	Wood sawn or chipped lengthwise, sliced or peeled, >6mm thick	0.01
		3923	Articles for conveyance or packing of goods, of plastics	0.01
		8502	Electric generating sets and rotary converters	0.01
		4101	Raw hides and skins of bovine or equine animals, not tanned	0.01
		4810	Paper..., coated with kaolin (china clay), etc, in rolls or sheets	0.01
		0810	Other fruit, fresh, nes	0.00
		8438	Machinery, nes, for the industrial preparation of food or drink	0.00
		7010	Carboys, bottles, flasks... Ampoules, etc; stoppers, lids..., of glass	0.00
		8517	Electrical apparatus for line telephony or line telegraphy	0.00
		7007	Safety glass, consisting of toughened (tempered) or laminated glass	0.00
		6109	T-shirts, singlets and other vests, knitted or crocheted	0.00
		8418	Refrigerators, freezers, etc; heat pumps (excl. Air conditioners)	0.00
		4401	Fuel wood, in logs..., etc; wood chips or particles; sawdust, etc	0.00
		0507	Ivory, tortoise-shell, whalebone and whalebone hair, etc, unworked	0.00
Kenya	Uganda	2 digits		
		24	Tobacco and manufactured tobacco substitutes.	19.50
		10	Cereals.	18.93
		84	Nuclear reactors, boilers, machinery and mechanical	14.62
		12	Oil seeds and oleaginous fruits; miscellaneous gra	12.62
		07	Edible vegetables and certain roots and tubers.	10.27
		04	Dairy produce; birds' eggs; natural honey; edible	9.91
		23	Residues and waste from the food industries; prepa	4.94
		52	Cotton.	3.78
		09	Coffee, tea, maté and spices.	2.84
		88	Aircraft, spacecraft, and parts thereof.	2.72

Table 5a (Ctd): Intra-EAC Trade of the Major twenty imports, 2010 (Values in US\$ million)

Partner state	Ctry of Origin	HS level	Description of Goods	CIF Values
		44	Wood and articles of wood; wood charcoal.	2.33
		11	Products of the milling industry; malt; starches;	2.00
		15	Animal or vegetable fats and oils and their cleava	1.83
		73	Articles of iron or steel.	1.58
		48	Paper and paperboard; articles of paper pulp, of p	1.31
		17	Sugars and sugar confectionery.	1.09
		72	Iron and steel.	1.01
		20	Preparations of vegetables, fruit, nuts or other p	0.80
		63	Other made up textile articles; sets; worn clothin	0.80
		41	Raw hides and skins (other than furskins) and leat	0.79
		4 digits		
		2401	Unmanufactured tobacco; tobacco refuse	19.50
		1005	Maize(corn)	12.54
		0713	Dried leguminous vegetables, shelled	10.27
		8431	Parts suitable for use with the machinery of 84.25	10.27
		1207	Other oil seeds and oleaginous fruits	6.01
		0401	Milk and cream, not concentrated or sweetened	5.73
		1201	Soya beans	4.56
		1008	Buckwheat, millet and canary seed and other cereal	4.26
		0402	Milk and cream, concentrated or sweetened	4.12
		8430	Earth moving... Machinery, nes; pile-drivers/extrac	3.86
		5201	Cotton,not carded or combed	2.83
		8802	Other aircraft (eg helicopters, aeroplanes); space	2.71
		0902	Tea	2.71
		2306	Oil-cake and other solid residues, of vegetable fa	2.18
		4410	Particle board and similar board of wood or other	2.01
		1202	Ground-nuts, not roasted or otherwise cooked	2.00
		1104	Cereal grains otherwise worked (excl. Rice); germ	2.00
		1007	Grain sorghum	1.97
		7309	Reservoirs, tanks (excl for gas), of iron or steel	1.44
		2304	Oil cake from soya bean oil	1.35
	Tanzania	2 digits		
		48	Paper and paperboard; articles of paper pulp, of p	22.73
		63	Other made up textile articles; sets; worn clothin	19.53
		27	Mineral fuels, mineral oils and products of their	15.05
		10	Cereals.	8.78
		07	Edible vegetables and certain roots and tubers.	6.46
		17	Sugars and sugar confectionery.	6.39
		05	Products of animal origin, not elsewhere specified	5.37
		22	Beverages, spirits and vinegar.	4.63
		52	Cotton.	4.26
		85	Electrical machinery and equipment and parts there	4.09
		23	Residues and waste from the food industries; prepa	3.81
		60	Knitted or crocheted fabrics.	3.76

Table 5a (Ctd): Intra-EAC Trade of the Major twenty imports, 2010 (Values in US\$ million)

Partner state	Ctry of Origin	HS level	Description of Goods	CIF Values
		73	Articles of iron or steel.	3.51
		26	Ores, slag and ash.	3.03
		12	Oil seeds and oleaginous fruits; miscellaneous gra	2.79
		44	Wood and articles of wood; wood charcoal.	2.43
		72	Iron and steel.	2.32
		55	Man-made staple fibres.	1.35
		09	Coffee, tea, maté and spices.	1.11
		11	Products of the milling industry; malt; starches;	0.98
		4 digits		
		4804	Uncoated kraft paper and paperboard, in rolls or s	19.63
		6304	Other furnishing articles, nes (excl. Of 94.04)	18.77
		2710	Petroleum oils and oils obtained from bituminous m	12.32
		1006	Rice	6.82
		1701	Cane or beet sugar and chemically pure sucrose, in	5.44
		0511	Animal products, nes; dead of chapters 1 and 3, un	5.37
		2206	Other fermented beverages	3.98
		6006	Other knitted or crocheted fabrics.	3.70
		2306	Oil-cake and other solid residues, of vegetable fa	3.64
		0713	Dried leguminous vegetables, shelled	3.22
		2606	Aluminium ores	3.03
		1208	Flours and meals of oil seeds or oleaginous fruits	2.57
		4821	Paper or paperboard labels of all kinds, whether o	2.33
		7306	Other tubes, pipes and hollow profiles of iron or	2.30
		0708	Leguminous vegetables, shelled or unshelled, fresh	2.11
		8517	Electrical apparatus for line telephony or line te	2.10
		2711	Petroleum gases and other gaseous hydrocarbons	2.08
		5205	Cotton yarn, with >=85% cotton, not put up for ret	1.91
		4407	Wood sawn or chipped lengthwise, sliced or peeled,	1.78
		8504	Electrical transformers, static converters and ind	1.59
	Rwanda	2 digits		
		41	Raw hides and skins (other than furskins) and leat	3.77
		11	Products of the milling industry; malt; starches;	1.22
		09	Coffee, tea, maté and spices.	0.22
		85	Electrical machinery and equipment and parts there	0.11
		94	Furniture; bedding, mattresses, mattress supports,	0.02
		61	Articles of apparel and clothing accessories, knit	0.02
		90	Optical, photographic, cinematographic, measuring,	0.02
		44	Wood and articles of wood; wood charcoal.	0.01
		63	Other made up textile articles; sets; worn clothin	0.01
		84	Nuclear reactors, boilers, machinery and mechanica	0.01
		71	Natural or cultured pearls, precious or semi-preci	0.00
		66	Umbrellas, sun umbrellas, walking-sticks, seat-sti	0.00
		39	Plastics and articles thereof.	0.00
		88	Aircraft, spacecraft, and parts thereof.	0.00

Table 5a (Ctd): Intra-EAC Trade of the Major twenty imports, 2010 (Values in US\$ million)

Partner state	Ctry of Origin	HS level	Description of Goods	CIF Values
		42	Articles of leather; saddlery and harness; travel	0.00
		22	Beverages, spirits and vinegar.	0.00
		91	Clocks and watches and parts thereof.	0.00
		4 digits		
		4103	Other raw hides and skins, fresh or preserved, not	2.68
		1104	Cereal grains otherwise worked (excl. Rice); germ	1.22
		4101	Raw hides and skins of bovine or equine animals, n	1.09
		0902	Tea	0.22
		8502	Electric generating sets and rotary converters	0.09
		6104	Women's or girls' suits, ensembles, etc, knitted o	0.02
		8548	Waste and scrap of primary cells and the like	0.02
		4409	Wood, continuously shaped along any of its edges o	0.01
		9027	Instruments and apparatus for physical or chemical	0.01
		9401	Seats, other than those of 94.02, and parts thereof	0.01
		9403	Other furniture and parts thereof	0.01
		6306	Tarpaulins, etc; tents; sails; camping equipment	0.01
		9404	Mattress supports; articles of bedding, sprung, st	0.01
		6309	Worn clothing	0.00
		7113	Articles of jewellery of precious metal or clad wi	0.00
		8504	Electrical transformers, static converters and ind	0.00
		8473	Parts and accessories suitable for machines of 84.	0.00
		6601	Umbrellas, sun umbrellas, garden umbrellas	0.00
		8544	Insulated wire, cable, etc; optical fibre cables	0.00
		9018	Instruments and appliances used in medical, surgic	0.00
	Burundi	2 digits		
		41	Raw hides and skins (other than furskins) and leat	1.20
		09	Coffee, tea, maté and spices.	0.63
		63	Other made up textile articles; sets; worn clothin	0.00
		94	Furniture; bedding, mattresses, mattress supports,	0.00
		95	Toys, games and sports requisites; parts and acces	0.00
		49	Printed books, newspapers, pictures and other prod	0.00
		4 digits		
		4101	Raw hides and skins of bovine or equine animals, n	0.62
		4103	Other raw hides and skins, fresh or preserved, not	0.58
		0901	Coffee; coffee husks and skins; coffee substitutes	0.55
		0902	Tea	0.08
		6309	Worn clothing	0.00
		9403	Other furniture and parts thereof	0.00
		9503	Other toys; reduced-size models, etc; puzzles of a	0.00
		4901	Printed books, brochures, leaflets and similar pri	0.00

Table 5a (Ctd): Intra-EAC Trade of the Major twenty imports, 2010 (Values in US\$ million)

Partner state	Ctry of Origin	HS level	Description of Goods	CIF Values		
Rwanda	Kenya	2 digits				
		27	Mineral fuels, mineral oils and products of their distillation; bituminous substances; mineral waxes	26.37		
		15	Animal or vegetable fats and oils and their cleavage products; prepared edible fats; animal or vegetable waxes	12.75		
		72	Iron and steel	8.37		
		39	Plastics and articles thereof	8.27		
		85	Electrical machinery and equipment and parts thereof; sound recorders and reproducers, television image and sound recorders and reproducers, and parts and accessories of such articles	7.24		
		48	Paper and paperboard; articles of paper pulp, of paper or of paperboard	4.93		
		84	Nuclear reactors, boilers, machinery and mechanical appliances; parts thereof	4.41		
		25	Salt; sulphur; earths and stone; plastering materials, lime and cement	4.25		
		64	Footwear, gaiters and the like; parts of such articles	3.85		
		24	Tobacco and manufactured tobacco substitutes	3.66		
		30	Pharmaceutical products	3.04		
		17	Sugars and sugar confectionery	3.03		
		34	Soap, organic surface-active agents, washing preparations, lubricating preparations, artificial waxes, prepared waxes, polishing or scouring preparations, candles and similar articles, modelling pastes, printed books, newspapers, pictures and other products of the printing industry; manuscripts, typescripts and plans	2.96		
		49	Articles of iron or steel	2.94		
		73	Cereals	2.64		
		10	Vehicles other than railway or tramway rolling stock, and parts and accessories thereof	2.60		
		87	Aluminium and articles thereof	2.34		
		76	Inorganic chemicals; organic or inorganic compounds of precious metals, of rare-earth metals, of radioactive elements or of isotopes	1.95		
		28	Furniture; bedding, mattresses, mattress supports, cushions and similar stuffed furnishings; lamps and lighting fittings, not elsewhere specified or included; illuminated signs, illuminated name-plates and the like	1.76		
		94		1.28		
				4 digits		
				2710	Petroleum oils and oils obtained from bituminous minerals, other than crude; preparation	25.80
				1511	Palm oil and its fractions, whether or not refined, but not chemically modified.	4.84
				2402	Cigars, cheroots, cigarillos and cigarettes, of tobacco or of tobacco substitutes.	3.66
				1516	Animal or vegetable fats and oils and their fractions, partly or wholly hydrogenated, in	3.17
				1515	Other fixed vegetable fats and oils (including jojoba oil) and their fractions, whether	2.96
				1704	Sugar confectionery (including white chocolate), not containing cocoa.	2.85
				4819	Cartons, boxes, cases, bags and other packing containers, of paper, paperboard, cellulose	2.78
		2501	Salt (including table salt and denatured salt) and pure sodium chloride, whether or not	2.69		
		8544	Insulated (including enamelled or anodised) wire, cable (including co-axial cable) and o	2.63		
		3004	Medicaments (excluding goods of heading 30.02, 30.05 or 30.06) consisting of mixed or un	2.56		
		7216	Angles, shapes and sections of iron or non-alloy steel.	2.32		
		4901	Printed books, brochures, leaflets and similar printed matter, whether	1.90		

Table 5a (Ctd): Intra-EAC Trade of the Major twenty imports, 2010 (Values in US\$ million)

Partner state	Ctry of Origin	HS level	Description of Goods	CIF Values
			or not in single	
		6402	Other footwear with outer soles and uppers of rubber or plastics.	1.89
		3924	Tableware, kitchenware, other household articles and toilet articles, of plastics.	1.80
		1005	Maize (corn).	1.77
		7214	Other bars and rods of iron or non-alloy steel, not further worked than forged, hot-roll	1.59
		8517	Electrical apparatus for line telephony or line telegraphy, including line telephone set	1.56
		3923	Articles for the conveyance or packing of goods, of plastics; stoppers, lids, caps and o	1.53
		3917	Tubes, pipes and hoses, and fittings therefor (for example, joints, elbows, flanges), of	1.53
		7210	Flat-rolled products of iron or non-alloy steel, of a width of 600 mm or more, clad, pla	1.51
	Tanzania	2 digits		
		10	Cereals	11.30
		31	Fertilisers	10.17
		27	Mineral fuels, mineral oils and products of their distillation;bituminous substances; mineral waxes	9.37
		25	Salt; sulphur; earths and stone;plastering materials, lime and cement	7.40
		17	Sugars and sugar confectionery	6.66
		72	Iron and steel	4.78
		33	Essential oils and resinoids; perfumery,cosmetic or toilet preparations	2.87
		03	Fish and crustaceans, molluscs and other aquatic invertebrates	2.34
		12	Oil seeds and oleaginous fruits; miscellaneous grains,seeds and fruit; industrial or medicinal plants; strawand fodder	1.98
		39	Plastics and articles thereof	1.80
		85	Electrical machinery and equipment and parts thereof;sound recorders and reproducers,television imageandsound recorders and reproducers, andparts and accessories of such articles	1.74
		73	Articles of iron or steel	1.13
		63	Other made up textile articles; sets;worn clothing and worn textile articles; rags	0.87
		70	Ceramic products	0.85
		94	Furniture; bedding, mattresses, mattress supports,cushions and similar stuffed furnishings; lamps andlighting fittings, not elsewhere specified or included;illuminated signs, illuminated name-plates and the lik	0.82
		11	Products of the milling industry; malt; starches;inulin; wheat gluten	0.76
		48	Paper and paperboard; articles of paper pulp,of paper or of paperboard	0.75
		52	Cotton	0.38
		30	Pharmaceutical products	0.37
		69	Ceramic products	0.36
		4 digits		
		1006	Rice.	9.55
		2710	Petroleum oils and oils obtained from bituminous minerals, other than crude; preparation	7.67
		2523	Portland cement, aluminous cement, slag cement, supersulphate cement and similar hydraul	7.33
		1701	Cane or beet sugar and chemically pure sucrose, in solid form.	6.44
		3103	Mineral or chemical fertilisers, phosphatic.	5.85
		3105	Mineral or chemical fertilisers containing two or three of the fertilising elements nitr	4.09
		7214	Other bars and rods of iron or non-alloy steel, not further worked than forged, hot-roll	3.85
		3304	Beauty or make-up preparations and preparations for the care of the skin (other than med	2.59

Table 5a (Ctd): Intra-EAC Trade of the Major twenty imports, 2010 (Values in US\$ million)

Partner state	Ctry of Origin	HS level	Description of Goods	CIF Values
		0305	Fish, dried, salted or in brine; smoked fish, whether or not cooked before or during the	2.02
		1202	Ground-nuts, not roasted or otherwise cooked, whether or not shelled or broken.	1.87
		1005	Maize (corn).	1.61
		3923	Articles for the conveyance or packing of goods, of plastics; stoppers, lids, caps and o	1.10
		2712	Petroleum jelly; paraffin wax, micro-crystalline petroleum wax, slack wax, ozokerite, li	1.09
		8504	Electrical transformers, static converters (for example, rectifiers) and inductors.	0.69
		7010	Carboys, bottles, flasks, jars, pots, phials, ampoules and other containers, of glass, o	0.68
		9404	Mattress supports; articles of bedding and similar furnishing (for example, mattresses,	0.68
		7215	Other bars and rods of iron or non-alloy steel.	0.62
		7306	Other tubes, pipes and hollow profiles (for example, open seam or welded, riveted or sim	0.47
		6305	Sacks and bags, of a kind used for the packing of goods.	0.44
		1102	Cereal flours other than of wheat or meslin.	0.43
	Uganda	2 digits		
		25	Salt; sulphur; earths and stone;plastering materials, lime and cement	33.60
		15	Animal or vegetable fats and oils and their cleavage products;prepared edible fats;animal or vegetable waxes	24.12
		17	Sugars and sugar confectionery	13.98
		72	Iron and steel	13.49
		34	Soap, organic surface-active agents, washing preparations,lubricating preparations, artificial waxes,prepared waxes,polishing or scouring preparations, candles and similar articles,modeling pastes,	11.77
		10	Cereals	11.60
		73	Articles of iron or steel	4.21
		39	Plastics and articles thereof	2.71
		48	Paper and paperboard; articles of paper pulp,of paper or of paperboard	2.67
		32	Tanning or dyeing extracts; tannins and their derivatives; dyes,pigments and other colouring matter;paintsand varnishes; putty and other mastics; inks	2.37
		11	Products of the milling industry; malt; starches;inulin; wheat gluten	2.18
		44	Wood and articles of wood; wood charcoal	1.88
		01	Live animals	1.80
		07	Edible vegetables and certain roots and tubers	1.66
		04	Dairy produce; birds' eggs; natural honey;edible products of animal origin,not elsewhere specified orincluded	1.48
		84	Nuclear reactors, boilers, machineryand mechanical appliances; parts thereof	1.38
		30	Pharmaceutical products	1.34
		22	Beverages, spirits and vinegar	1.34
		19	Preparations of cereals, flour, starch or milk;pastrycooks' products	1.32
		33	Essential oils and resinoids; perfumery,cosmetic or toilet preparations	1.32
		4 digits		
		2523	Portland cement, aluminous cement, slag cement, supersulphate cement and similar hydraulic	33.19
		1701	Cane or beet sugar and chemically pure sucrose, in solid form.	13.54
		1511	Palm oil and its fractions, whether or not refined, but not chemically modified.	11.57
		1005	Maize (corn).	10.81
		3401	Soap; organic surface-active products and preparations for use as soap, in the form of b	10.19
		1516	Animal or vegetable fats and oils and their fractions, partly or wholly	6.66

Table 5a (Ctd): Intra-EAC Trade of the Major twenty imports, 2010 (Values in US\$ million)

Partner state	Ctry of Origin	HS level	Description of Goods	CIF Values
			hydrogenated, in	
		1515	Other fixed vegetable fats and oils (including jojoba oil) and their fractions, whether	5.86
		7214	Other bars and rods of iron or non-alloy steel, not further worked than forged, hot-roll	4.89
		7304	Tubes, pipes and hollow profiles, seamless, of iron (other than cast iron) or steel.	2.58
		3208	Paints and varnishes (including enamels and lacquers) based on synthetic polymers or che	2.23
		1102	Cereal flours other than of wheat or meslin.	2.15
		7208	Flat-rolled products of iron or non-alloy steel, of a width of 600 mm or more, hot-rolle	1.87
		7210	Flat-rolled products of iron or non-alloy steel, of a width of 600 mm or more, clad, pla	1.80
		3402	Organic surface-active agents (other than soap); surface-active preparations, washing pr	1.51
		0102	Live bovine animals.	1.50
		4819	Cartons, boxes, cases, bags and other packing containers, of paper, paperboard, cellulose	1.42
		7217	Wire of iron or non-alloy steel.	1.35
		1905	Bread, pastry, cakes, biscuits and other bakers' wares, whether or not containing cocoa;	1.28
		7216	Angles, shapes and sections of iron or non-alloy steel.	1.20
		3917	Tubes, pipes and hoses, and fittings therefor (for example, joints, elbows, flanges), of	1.19
	Burundi	2 digit level		
		34	Soap, organic surface-active agents, washing preparations, lubricating preparations, artificial waxes, prepared waxes, polishing or scouring preparations, candles and similar articles, modelling pastes,	0.29
		07	Edible vegetables and certain roots and tubers	0.17
		08	Edible fruit and nuts; peel of citrus fruit or melons	0.15
		03	Fish and crustaceans, molluscs and other aquatic invertebrates	0.13
		52	Cotton	0.12
		10	Cereals	0.09
		87	Vehicles other than railway or tramway rolling stock, and parts and accessories thereof	0.07
		84	Nuclear reactors, boilers, machinery and mechanical appliances; parts thereof	0.06
		63	Other made up textile articles; sets; worn clothing and worn textile articles; rags	0.05
		11	Products of the milling industry; malt; starches; inulin; wheat gluten	0.04
		24	Tobacco and manufactured tobacco substitutes	0.03
		15	Animal or vegetable fats and oils and their cleavage products; prepared edible fats; animal or vegetable waxes	0.03
		85	Electrical machinery and equipment and parts thereof; sound recorders and reproducers, television image and sound recorders and reproducers, and parts and accessories of such articles	0.03
		94	Furniture; bedding, mattresses, mattress supports, cushions and similar stuffed furnishings; lamps and lighting fittings, not elsewhere specified or included; illuminated signs, illuminated name-plates and the like	0.02
		06	Live trees and other plants; bulbs, roots and the like; cut flowers and ornamental foliage	0.02
		72	Iron and steel	0.02
		22	Beverages, spirits and vinegar	0.02
		70	Ceramic products	0.02
		73	Articles of iron or steel	0.02
		48	Paper and paperboard; articles of paper pulp, of paper or of paperboard	0.01

Table 5a (Ctd): Intra-EAC Trade of the Major twenty imports, 2010 (Values in US\$ million)

Partner state	Ctry of Origin	HS level	Description of Goods	CIF Values
		4 digit level		
		3401	Soap; organic surface-active products and preparations for use as soap, in the form of b	0.29
		0305	Fish, dried, salted or in brine; smoked fish, whether or not cooked before or during the	0.12
		0713	Dried leguminous vegetables, shelled, whether or not skinned or split.	0.11
		5203	Cotton, carded or combed.	0.11
		0805	Citrus fruit, fresh or dried.	0.09
		8703	Motor cars and other motor vehicles principally designed for the transport of persons (o	0.07
		8473	Parts and accessories (other than covers, carrying cases and the like) suitable for use	0.05
		0703	Onions, shallots, garlic, leeks and other alliaceous vegetables, fresh or chilled.	0.05
		6309	Worn clothing and other worn articles.	0.05
		1006	Rice.	0.04
		0804	Dates, figs, pineapples, avocados, guavas, mangoes and mangosteens, fresh or dried.	0.04
		1102	Cereal flours other than of wheat or meslin.	0.03
		2402	Cigars, cheroots, cigarillos and cigarettes, of tobacco or of tobacco substitutes.	0.03
		1511	Palm oil and its fractions, whether or not refined, but not chemically modified.	0.03
		1005	Maize (corn).	0.03
		0602	Other live plants (including their roots), cuttings and slips; mushroom spawn.	0.02
		9403	Other furniture and parts thereof.	0.02
		0810	Other fruit, fresh.	0.02
		1007	Grain sorghum.	0.02
		7003	Cast glass and rolled glass, in sheets or profiles, whether or not having an absorbent,	0.02
Burundi	Kenya	2 digit level		
		72	Iron And Steel	9.82
		17	Sugars And Sugar Confectionery	0.43
		22	Beverages, Spirits And Vinegar	0.77
		25	Salt; Sulphur; Earth & Ston; Plastering Mat; Lime & Cem	0.31
		27	Mineral Fuels, Oils & Product Of Their Distillation; Etc	2.62
		28	Inorgn Chem; Compds Of Prec Met, Radioact Elements Etc	0.38
		30	Pharmaceutical Products	1.73
		31	Fertilisers	0.35
		32	Tanning/Dyeing Extract; Tannins & Derivs; Pigm Etc	0.93
		34	Soap, Organic Surface-Active Agents, Washing Prep, Etc	0.46
		39	Plastics And Articles Thereof	2.10
		40	Rubber And Articles Thereof	0.26
		44	Wood And Articles Of Wood; Wood Charcoal	0.38
		48	Paper & Paperboard; Art Of Paper Pulp, Paper/Paperboard	0.81
		49	Printed Books, Newspapers, Pictures & Other Product Etc	0.21
		70	Glass And Glassware	0.71
		73	Articles Of Iron Or Steel	4.14
		76	Aluminium And Articles Thereof	0.26

Table 5a (Ctd): Intra-EAC Trade of the Major twenty imports, 2010 (Values in US\$ million)

Partner state	Ctry of Origin	HS level	Description of Goods	CIF Values
		84	Nuclear Reactors, Boilers, Mchy & Mech Appliance; Parts	0.76
		85	Electrical Mchy Equip Parts Thereof; Sound Recorder Etc	1.13
		87	Vehicles O/T Railw/Tramw Roll-Stock, Pts & Accessories	0.15
		90	Optical, Photo, Cine, Meas, Checking, Precision, Etc	0.21
		4 digits		
		1704	Sugar Confectionery (Incl. White Chocolate), Not Containing Cocoa	0.43
		2203	Beer Made From Malt	0.00
		2523	Portland Cement, Aluminous Cement, Persulphate Cement, Etc	0.15
		2710	Petroleum Oils, Etc, (Excl. Crude); Preparations Thereof, Nes	2.34
		3004	Medicaments Of Mixed Or Unmixed Products, For Retail Sale	0.05
		3102	Mineral Or Chemical Fertilizers, Nitrogenous	0.09
		3209	Paints And Varnishes, In An Aqueous Medium	0.47
		3401	Soap; Organic Surface-Active Products In Bars, Etc; Paper With Soap,Etc	0.23
		3402	Non-Soap Surface-Active Agents; Washing Preparations, Nes	0.17
		3917	Tubes, Pipes And Hoses, And Fittings Therefor, Of Plastics	0.54
		3923	Articles For The Of Goods, Of Plastics; Stoppers, Etc, Of Plastics	0.87
		4411	Fibreboard Of Wood Or Other Ligneous Materials	0.14
		4901	Printed Books, Brochures, Leaflets And Similar Printed Matter	0.01
		7010	Carboys, Bottles, Flasks... Ampoules, Etc; Stoppers, Lids..., Of Glass	0.65
		7208	Hot-Rolled Iron Or Non-Alloy Steel, >=600Mm Wide	0.45
		7210	Rolled Iron Or Non-Alloy Steel, >=600Mm Wide, Clad, Plated Or Coated	6.58
		7214	Iron/Steel Bars And Rods, Forged, Etc (Incl. Twisted), Uncoiled	0.41
		7216	Angles, Shapes And Sections Of Iron Or Non-Alloy Steel	1.64
		7306	Other Tubes, Pipes And Hollow Profiles Of Iron Or Steel, Welded, Nes	1.88
		7308	Iron/Steel Structures And Parts Thereof; Plates, Rods... Therefor	1.04
		7409	Copper Plates, Sheets And Strip, >5Mm Thick	0.00
	Tanzania	2 digit level		
		10	Cereals	1.54
		11	Prod Mill Indust; Malt; Starches; Inulin; Wheat Gluten	2.98
		12	Oil Seed, Oleagi Fruits; Miscell Grain, Seed, Fruit Etc	0.41
		15	Animal/Veg Fats & Oils & Their Cleavage Products; Etc	0.63
		17	Sugars And Sugar Confectionery	0.03
		21	Miscellaneous Edible Preparations	0.05
		25	Salt; Sulphur; Earth & Ston; Plastering Mat; Lime & Cem	9.68
		28	Inorgn Chem; Compds Of Prec Met, Radioact Elements Etc	0.01
		30	Pharmaceutical Products	0.59
		31	Fertilisers	1.57
		34	Soap, Organic Surface-Active Agents, Washing Prep, Etc	0.50
		36	Explosives; Pyrotechnic Prod; Matches; Pyrop Alloy; Etc	0.21
		39	Plastics And Articles Thereof	1.25

Table 5a (Ctd): Intra-EAC Trade of the Major twenty imports, 2010 (Values in US\$ million)

Partner state	Ctry of Origin	HS level	Description of Goods	CIF Values
		63	Other Made Up Textile Articles; Sets; Worn Clothing Etc	0.21
		70	Glass And Glassware	1.67
		73	Articles Of Iron Or Steel	0.35
		84	Nuclear Reactors, Boilers, Mchy & Mech Appliance; Parts	0.10
		85	Electrical Mchy Equip Parts Thereof; Sound Recorder Etc	0.22
		87	Vehicles O/T Railw/Tramw Roll-Stock, Pts & Accessories	0.71
		90	Optical, Photo, Cine, Meas, Checking, Precision, Etc	0.02
		94	Furniture; Bedding, Mattress, Matt Support, Cushion Etc	0.63
		07	Edible Vegetables And Certain Roots And Tubers	0.50
		4 digit level		
		1005	Maize(Corn)	0.07
		1006	Rice	1.27
		1102	Cereal Flours, (Excl. Wheat Or Meslin)	0.06
		1103	Cereal Groats, Meal And Pellets	0.20
		1201	Soya Beans	0.00
		1202	Ground-Nuts, Not Roasted Or Otherwise Cooked	0.37
		1515	Other Fixed Vegetable Fats And Oils (Incl. Jojoba Oil) And Fractions	0.00
		1701	Cane Or Beet Sugar And Chemically Pure Sucrose, In Solid Form	0.00
		1702	Other Sugars In Solid Form; Sugar Syrups; Artificial Honey And Caramel	0.00
		2009	Fruit Juices (Incl. Grape Must) And Vegetable Juices, Unfermented	0.02
		2501	Salt And Pure Sodium Chloride; Sea Water	1.39
		2711	Petroleum Gases And Other Gaseous Hydrocarbons	0.00
		2834	Nitrites; Nitrates	0.00
		3105	Mineral Or Chemical Fertilizers, Nes; Other Fertilizers; Goods =<10Kg	0.89
		3304	Beauty, Make-Up, Skin-Care (Incl. Suntan), Manicure... Preparations	0.27
		3306	Preparations For Oral Or Dental Hygiene (Incl. Denture Fixative)	0.02
		3401	Soap; Organic Surface-Active Products In Bars, Etc; Paper With Soap,Etc	0.28
		3603	Safety Fuses; Detonating Fuses; Caps; Igniters; Electric Detonators	0.00
		3923	Articles For The Of Goods, Of Plastics; Stoppers, Etc, Of Plastics	0.05
		0710	Vegetables, Frozen	0.01
		0713	Dried Leguminous Vegetables, Shelled	0.16
	Uganda	2 digit level		
		10	Cereals	1.57
		11	Prod Mill Indust; Malt; Starches; Inulin; Wheat Gluten	0.17
		12	Oil Seed, Oleagi Fruits; Miscell Grain, Seed, Fruit Etc	0.02
		15	Animal/Veg Fats & Oils & Their Cleavage Products; Etc	2.34
		17	Sugars And Sugar Confectionery	1.47
		19	Prep Of Cereal, Flour, Starch/Milk; Pastrycooks' Prod	0.25
		24	Tobacco And Manufactured Tobacco Substitutes	1.62
		25	Tobacco And Manufactured Tobacco Substitutes	6.78

Table 5a (Ctd): Intra-EAC Trade of the Major twenty imports, 2010 (Values in US\$ million)

Partner state	Ctry of Origin	HS level	Description of Goods	CIF Values
		30	Pharmaceutical Products	0.76
		31	Fertilisers	0.04
		32	Tanning/Dyeing Extract; Tannins & Derivs; Pigm Etc	0.68
		33	Essential Oils & Resinoids; Perf, Cosmetic/Toilet Prep	0.26
		34	Soap, Organic Surface-Active Agents, Washing Prep, Etc	0.25
		48	Paper & Paperboard; Art Of Paper Pulp, Paper/Paperboard	1.43
		63	Other Made Up Textile Articles; Sets; Worn Clothing Etc	0.31
		72	Iron And Steel	4.76
		73	Articles Of Iron Or Steel	1.64
		84	Nuclear Reactors, Boilers, Mchy & Mech Appliance; Parts	0.28
		85	Electrical Mchy Equip Parts Thereof; Sound Recorder Etc	0.11
		04	Dairy Prod; Birds' Eggs; Natural Honey; Edible Prod Nes	0.47
		07	Edible Vegetables And Certain Roots And Tubers	0.26
		4 digit level		
		1005	Maize(Corn)	0.39
		1101	Wheat Or Meslin Flour	0.00
		1102	Cereal Flours, (Excl. Wheat Or Meslin)	0.12
		1511	Palm Oil And Its Fractions	0.73
		1515	Other Fixed Vegetable Fats And Oils (Incl. Jojoba Oil) And Fractions	0.01
		1516	Animal Or Vegetable Fats And Oils And Fractions, Hydrogenated, Etc	1.57
		1905	Bread, Pastry, Cakes, Etc; Communion Wafers, Rice Paper, Etc	0.24
		2401	Unmanufactured Tobacco; Tobacco Refuse	1.62
		2523	Portland Cement, Aluminous Cement, Persulphate Cement, Etc	6.68
		3209	Paints And Varnishes, In An Aqueous Medium	0.52
		3402	Non-Soap Surface-Active Agents; Washing Preparations, Nes	0.20
		4819	Cartons, Boxes, Etc; Box Files, Etc, Of Paper, Paperboard, Etc	0.20
		6305	Sacks And Bags, Used For Packing Goods	0.17
		7208	Hot-Rolled Iron Or Non-Alloy Steel, >=600Mm Wide	0.02
		7210	Rolled Iron Or Non-Alloy Steel, >=600Mm Wide, Clad, Plated Or Coated	1.57
		7214	Iron/Steel Bars And Rods, Forged, Etc (Incl. Twisted), Uncoiled	0.97
		7215	Other Bars And Rods Of Iron Or Non-Alloy Steel	0.94
		7216	Angles, Shapes And Sections Of Iron Or Non-Alloy Steel	0.72
		7306	Other Tubes, Pipes And Hollow Profiles Of Iron Or Steel, Welded, Nes	0.70
		7317	Nails, Tacks, Drawing Pins, Corrugated Nails... Of Iron Or Steel	0.15
		8517	Electrical Apparatus For Line Telephony Or Line Telegraphy	0.00
		0401	Milk And Cream, Not Concentrated Or Sweetened	0.41
		0408	Birds' Eggs, Not In Shell And Egg Yolks	0.00
		0713	Dried Leguminous Vegetables, Shelled	0.13
	Rwanda	2 digits		
		07	Edible Vegetables And Certain Roots And Tubers	0.63

Table 5a (Ctd): Intra-EAC Trade of the Major twenty imports, 2010 (Values in US\$ million)

Partner state	Ctry of Origin	HS level	Description of Goods	CIF Values
		10	Cereals	0.25
		11	Prod Mill Indust; Malt; Starches; Inulin; Wheat Gluten	0.04
		17	Sugars And Sugar Confectionery	0.09
		20	Prep Of Vegetable, Fruit, Nuts Or Other Parts Of Plants	0.04
		22	Beverages, Spirits And Vinegar	0.02
		25	Salt; Sulphur; Earth & Ston; Plastering Mat; Lime & Cem	0.34
		29	Organic Chemicals	0.01
		30	Pharmaceutical Products	0.05
		33	Essential Oils & Resinoids; Perf, Cosmetic/Toilet Prep	0.28
		38	Miscellaneous Chemical Products	0.02
		39	Plastics And Articles Thereof	0.17
		44	Wood And Articles Of Wood; Wood Charcoal	0.03
		48	Paper & Paperboard; Art Of Paper Pulp, Paper/Paperboard	0.06
		64	Footwear, Gaiters And The Like; Parts Of Such Articles	0.11
		69	Ceramic Products	0.01
		72	Iron And Steel	0.06
		73	Articles Of Iron Or Steel	0.02
		84	Nuclear Reactors, Boilers, Mchy & Mech Appliance; Parts	0.18
		85	Electrical Mchy Equip Parts Thereof; Sound Recorder Etc	0.03
		4 digits		
		0701	Potatoes, Fresh Or Chilled	0.27
		0710	Vegetables, Frozen	0.13
		0713	Dried Leguminous Vegetables, Shelled	0.19
		1005	Maize(Corn)	0.25
		1102	Cereal Flours, (Excl. Wheat Or Meslin)	0.02
		1701	Cane Or Beet Sugar And Chemically Pure Sucrose, In Solid Form	0.09
		2009	Fruit Juices (Incl. Grape Must) And Vegetable Juices, Unfermented	0.04
		2201	Waters, (Incl. Mineral Waters And Aerated Waters); Ice And Snow	0.02
		2523	Portland Cement, Aluminous Cement, Persulphate Cement, Etc	0.33
		3004	Medicaments Of Mixed Or Unmixed Products, For Retail Sale	0.05
		3304	Beauty, Make-Up, Skin-Care (Incl. Suntan), Manicure... Preparations	0.11
		3305	Preparations For Use On The Hair	0.18
		3925	Builders' Ware Of Plastics, Nes	0.16
		4412	Plywood, Veneered Panels And Similar Laminated Wood	0.03
		4802	Uncoated Paper..., For Writing... In Rolls Or Sheets; Hand-Made Paper...	0.03
		6402	Footwear With Rubber, Plastic, Leather Soles And Textile Uppers	0.04
		6405	Other Footwear, Nes	0.05
		7210	Rolled Iron Or Non-Alloy Steel, >=600Mm Wide, Clad, Plated Or Coated	0.06
		8459	Machine-Tools For Drilling, Boring, Milling... By Removing Metal	0.05
		8471	Automatic Data Processing Machines...; Magnetic Readers..., Nes	0.09

Table 5a (Ctd): Intra-EAC Trade of the Major twenty imports, 2010 (Values in US\$ million)

Partner state	Ctry of Origin	HS level	Description of Goods	CIF Values	
		8479	Machines And Mechanical Appliances, Having Individual Functions, Nes	0.03	
Tanzania	Kenya	2 digits			
		27	Mineral Fuels, Oils & Product Of Their Distillation; Etc	37.86	
		87	Vehicles O/T Railw/Tranw Rool-Stock, Pts & Accessories	28.07	
		84	Nuclear Reactors, Boilers, Mchy & Mech Appliance; Parts	19.44	
		30	Pharmaceutical Products	17.42	
		72	Iron And Steel	13.75	
		34	Soap, Organic Surface-Active Agents, Washing Prep, Etc	12.41	
		15	Animal/Veg Fats & Oil & Their Cleavage Products; Etc	10.75	
		39	Plastics And Articles Thereof	10.70	
		85	Electrical Mchy Equip Parts Thereof; Sound Recorder Etc	10.04	
		76	Aluminium And Articles Thereof	7.97	
		25	Salt; Sulphur; Earth & Ston; Plastering Mat; Lime & Cem	7.87	
		38	Miscellaneous Chemical Products	7.49	
		22	Beverages, Spirits And Vinegar	7.07	
		70	Glass And Glassware	6.88	
		48	Paper & Paperboard; Art Of Paper Pulp, Paper/Paperboard	6.53	
		28	Inorgn Chem; Compds Of Prec Met, Radioact Elements Etc	6.34	
		73	Articles Of Iron And Steel	5.81	
		83	Miscellaneous Articles Of Base Metal	5.68	
		40	Rubber And Articles Thereof	5.57	
	17	Sugars And Sugar Confectionery	5.37		
			4 digits		
			2710	Petroleum Oils And Oils Obtained From Bituminous Minerals,Other Than Crude	36.58
			3004	Medicaments Of Mixed Or Unmixed Products, For Retail Sale	15.70
			8702	Public-Transport Type Passenger Motor Vehicles	9.52
			7210	Rolled Iron Or Non-Alloy Steel, >=600Mm Wide, Clad, Plated Or Coated	8.50
			3401	Soap; Organic Surface-Active Products In Bars, Etc; Paper With Soap,Etc	7.60
			8471	Automatic Data Processing Machines...; Magnetic Readers..., Nes	7.39
			8716	Trailers And Semi-Trailers; Other Vehicles, Not Machanically Propelled	6.94
			7010	Carboys, Bottles, Flasks... Ampoules, Etc; Stoppers, Lids..., Of Glass	6.54
			8704	Motor Vehicles For The Transport Of Goods	6.52
			3808	Insecticides, Rodenticides... And Similar Products, For Retail Sale	6.36
			3923	Articles For Conveyance Or Packing Of Goods, Of Plastics	6.26
			7615	Table, Kitchen, Household And Sanitary Articles... Of Aluminium	5.38
			8309	Stoppers, Caps And Lids, Capsules For Bottles... Of Base Metal	5.28
			2501	Salt/Pure Sodium Chloride Whether Or Not Cont Ant-Caking Agents;Seawater	5.27
			1704	Sugar Confectionery (Incl. White Chocolate), Not Containing Cocoa	4.80
			4011	New Pneumatic Tyres, Of Rubber	4.75
			1517	Margarine; Edible Preparations Of Animal Or Vegetable Fats Or Oils, Nes	4.58
			3402	Non-Soap Surface-Active Agents; Washing Preparations In Powder, Liquid Etc	4.41
			8507	Electric Accumulators (Incl. Separators Therefor)	3.95
			0401	Milk And Cream, Not Concentrated Or Sweetened	3.60
		Uganda	2 digits		
			15	Animal/Veg Fats & Oil & Their Cleavage Products; Etc	3.21
			84	Nuclear Reactors, Boilers, Mchy & Mech Appliance; Parts	2.08
	87		Vehicles O/T Railw/Tranw Rool-Stock, Pts & Accessories	1.96	
	72		Iron And Steel	1.82	
	73		Articles Of Iron And Steel	1.20	
	85		Electrical Mchy Equip Parts Thereof; Sound Recorder Etc	1.00	
		74	Copper And Articles Thereof	0.95	

Table 5a (Ctd): Intra-EAC Trade of the Major twenty imports, 2010 (Values in US\$ million)

Partner state	Ctry of Origin	HS level	Description of Goods	CIF Values
		10	Cereals	0.73
		34	Soap, Organic Surface-Active Agents, Washing Prep, Etc	0.65
		33	Essential Oils & Resinoids; Perf, Cosmetic/Toilet Prep	0.61
		04	Dairy Prod; Birds' Eggs; Natural Honey; Edible Prod Nes	0.39
		44	Wood And Articles Of Wood; Wood Charcoal	0.38
		20	Prep Of Vegetable, Fruit, Nuts Or Other Parts Of Plants	0.30
		48	Paper & Paperboard; Art Of Paper Pulp, Paper/Paperboard	0.29
		64	Footwear, Gaiters And The Like; Parts Of Such Articles	0.21
		39	Plastics And Articles Thereof	0.19
		22	Beverages, Spirits And Vinegar	0.17
		25	Salt; Sulphur; Earth & Ston; Plastering Mat; Lime & Cem	0.16
		27	Mineral Fuels, Oils & Product Of Their Distillation; Etc	0.16
		63	Other Made Up Textile Articles; Sets; Worn Clothing Etc	0.15
		4 digits		
		1512	Sunflower-Seed, Safflower Or Cotton-Seed Oil And Their Fractions	1.54
		1511	Palm Oil And Its Fractions Wheather Or Not Refined Not Chemically Modified	1.20
		7411	Copper Tubes And Pipes	0.93
		8471	Automatic Data Processing Machines...; Magnetic Readers..., Nes	0.87
		8703	Motor Cars And Other Motor Vehicles For The Transport Of Persons	0.84
		7215	Other Bars And Rods Of Iron Or Non-Alloy Steel	0.83
		7208	Hot-Rolled Iron Or Non-Alloy Steel, >=600Mm Wide	0.72
		1005	Maize(Corn)	0.70
		8431	Parts Suitable For Use With The Machinery Of 84.25 To 84.30	0.62
		3401	Soap; Organic Surface-Active Products In Bars, Etc; Paper With Soap,Etc	0.55
		3304	Beauty, Make-Up, Skin-Care (Incl. Suntan), Manicure... Preparations	0.54
		7308	Iron/Steel Structures And Parts Thereof; Plates, Rods... Therefor	0.47
		8716	Trailers And Semi-Trailers; Other Vehicles, Not Machanically Propelled	0.43
		1516	Animal Or Vegetable Fats And Oils And Fractions, Hydrogenated, Etc	0.41
		8704	Motor Vehicles For The Transport Of Goods	0.38
		7304	Tubes, Pipes And Hollow Profiles, Seamless, Of Iron (Excl. Cast), Steel	0.36
		4403	Wood In The Rough Or Roughly Squared	0.35
		7318	Screws, Bolts, Nuts, Coach-Screws, Screw Books... Of Iron Or Steel	0.34
		8504	Electrical Transformers, Static Converters And Inductors	0.29
		2009	Fruit Juices (Incl. Grape Must) And Vegetable Juices, Unfermented	0.28
	Burundi	2 digit level		
		72	Iron And Steel	0.40
		87	Vehicles O/T Railw/Tranw Rool-Stock, Pts & Accessories	0.23
		40	Rubber And Articles Thereof	0.00
		22	Beverages, Spirits And Vinegar	0.00
		73	Articles Of Iron And Steel	0.00
		64	Footwear, Gaiters And The Like; Parts Of Such Articles	0.00
		56	Wadding, Felt & Nonwoven; Yarns; Twine, Cordage, Etc	0.00
		63	Other Made Up Textile Articles; Sets; Worn Clothing Etc	0.00
		27	Mineral Fuels, Oils & Product Of Their Distillation; Etc	0
		62	Art Of Apparel & Clothing Access, Not Knitted/Crocheted	0
		84	Nuclear Reactors, Boilers, Mchy & Mech Appliance; Parts	0
		4 digits level		
		7204	Ferrous Waste And Scrap; Remelting Scrap Ingots Of Iron Or Steel	0.40
		8703	Motor Cars And Other Motor Vehicles For The Transport Of Persons	0.09
		8704	Motor Vehicles For The Transport Of Goods	0.07
		8701	Tractors (Excl. Tractors Of 87.09)	0.04
		8702	Public-Transport Type Passenger Motor Vehicles	0.02
		8711	Motocycles (Incl. Mopeds) And Cycles Fitted With An Auxiliary Motor	0.01

Table 5a (Ctd): Intra-EAC Trade of the Major twenty imports, 2010 (Values in US\$ million)

Partner state	Ctry of Origin	HS level	Description of Goods	CIF Values
		4011	New Pneumatic Tyres, Of Rubber	0.00
		2208	Undenatured Ethyl Alcohol Of An Alcoholic Strength <80%; Spirits, Etc	0.00
		7323	Table, Kitchen Or Household Articles And Parts Thereof Of Iron Or Steel	0.00
		6405	Other Footwear, Nes	0.00
		5608	Knotted Netting Of Twine, Cordage Or Rope; Made Up Fishing Nets, Etc	0.00
		6309	Worn Clothing	0.00
		8716	Trailers And Semi-Trailers; Other Vehicles, Not Machanically Propelled	0
		2710	Petroleum Oils And Oils Obtained From Bituminous Minerals, Other Than Crude	0
		6211	Track Suits, Ski Suits And Swimwear; Other Than Garments	0
		6304	Other Furnishing Articles, Nes (Excl. Of 94.04)	0
		8422	Dish Washing Machines; Machinery For Cleaning..., Filling..., Aerating	0
	Rwanda	2 digit level		
		85	Electrical Mchy Equip Parts Thereof; Sound Recorder Etc	0.37
		84	Nuclear Reactors, Boilers, Mchy & Mech Appliance; Parts	0.34
		68	Art Of Stone, Plaster, Cement, Asbestos, Mica/Sim Mat	0.29
		72	Iron And Steel	0.15
		52	Cotton	0.07
		62	Art Of Apparel & Clothing Access, Not Knitted/Crocheted	0.05
		11	Prod Mill Indust; Malt; Starches; Insulin; Wheat Gluten	0.04
		07	Edible Vegetables And Certain Roots And Tubers	0.03
		31	Fertilisers	0.02
		63	Other Made Up Textile Articles; Sets; Worn Clothing Etc	0.01
		20	Prep Of Vegetable, Fruit, Nuts Or Other Parts Of Plants	0.01
		87	Vehicles O/T Railw/Tranw Rool-Stock, Pts & Accessories	0.01
		33	Essential Oils & Resinoids; Perf, Cosmetic/Toilet Prep	0.01
		94	Furniture; Bedding, Mattress, Matt Support, Cushion Etc	0.01
		27	Mineral Fuels, Oils & Product Of Their Distillation; Etc	0.00
		73	Articles Of Iron And Steel	0.00
		47	Pulp Of Wood/Of Other Fibrous Cellulosic Mat; Waste Etc	0.00
		34	Soap, Organic Surface-Active Agents, Washing Prep, Etc	0.00
		49	Printed Books, Newspapers, Pictures & Other Product Etc	0.00
		25	Salt; Sulphur; Earth & Ston; Plastering Mat; Lime & Cem	0.00
		4 digit level		
		6810	Articles Of Cement, Of Concrete Or Of artificial Stone	0.29
		8471	Automatic Data Processing Machines...; Magnetic Readers..., Nes	0.27
		8502	Electric Generating Sets And Rotary Converters	0.20
		7204	Ferrous Waste And Scrap; Remelting Scrap Ingots Of Iron Or Steel	0.15
		8504	Electrical Transformers, Static Converters And Inductors	0.13
		8429	Self-Propelled Bulldozers, Angledozers, Graders, Levellers, Etc	0.06
		5208	Woven Fabrics Of Cotton, With >=85% Cotton, But <200G/M2	0.06
		6211	Track Suits, Ski Suits And Swimwear; Other Than Garments	0.05
		1101	Wheat Or Meslin Flour	0.04
		8517	Electrical Apparatus For Line Telephony Or Line Telegraphy	0.03
		3105	Mineral Or Chemical Fertilizers, Nes; Other Fertilizers; Goods =<10Kg	0.02
		0710	Vegetables, Frozen	0.02
		0701	Potatoes, Fresh Or Chilled	0.02
		2009	Fruit Juices (Incl. Grape Must) And Vegetable Juices, Unfermented	0.01
		6309	Worn Clothing	0.01
		3304	Beauty, Make-Up, Skin-Care (Incl. Suntan), Manicure... Preparations	0.01
		5210	Woven Cotton Fabrics With Man-Made Fibres And <85% Cotton, =<200G/M2	0.01
		8703	Motor Cars And Other Motor Vehicles For The Transport Of Persons	0.01
		9406	Prefabricated Buildings	0.01
		8541	Diodes, Transistors, Etc; Photosensitive Devices; Light Emitting Diodes	0.01

Table 5b: Intra-EAC Trade of the Major twenty imports, 2011 (Values in US\$ million)					
Partner state	Ctry of Origin	HS level	Description of Goods	CIF Values	
Uganda	Kenya	2 digits			
		25	Salt; Sulphur; Earth & Ston; Plastering Mat; Lime & Cem	105.91	
		27	Mineral Fuels, Oils & Product Of Their Distillation; Etc	93.08	
		72	Iron And Steel	53.04	
		22	Beverages, Spirits And Vinegar	42.04	
		39	Plastics And Articles Thereof	38.46	
		30	Pharmaceutical Products	26.67	
			Paper & Paperboard; Art Of Paper Pulp,		
		48	Paper/Paperboard	26.42	
		34	Soap, Organic Surface-Active Agents, Washing Prep, Etc	20.93	
			Vehicles O/T Railw/Tramw Roll-Stock, Pts &		
		87	Accessories	20.35	
			Nuclear Reactors, Boilers, Mchy & Mech Appliance;		
		84	Parts	15.51	
		15	Animal/Veg Fats & Oils & Their Cleavage Products; Etc	13.65	
		17	Sugars And Sugar Confectionery	12.80	
		24	Tobacco And Manufactured Tobacco Substitutes	12.76	
		73	Articles Of Iron Or Steel	12.49	
		31	Fertilisers	12.32	
		85	Electrical Mchy Equip Parts Thereof; Sound Recorder Etc	11.62	
	76	Aluminium And Articles Thereof	10.31		
		Inorgn Chem; Comps Of Prec Met, Radioact Elements			
	28	Etc	9.72		
	70	Glass And Glassware	9.26		
	21	Miscellaneous Edible Preparations	9.20		
			4 digits		
			2523	Portland Cement, Aluminous Cement, Persulphate Cement, Etc	81.78
			2710	Petroleum Oils, Etc, (Excl. Crude); Preparations Thereof, Nes	75.24
			7209	Cold-Rolled Iron Or Non-Alloy Steel, >=600Mm Wide	28.71
			2203	Beer Made From Malt	20.62
				Medicaments Of Mixed Or Unmixed Products, For Retail Sale	
			3004	Salt And Pure Sodium Chloride; Sea Water	20.40
			2501	Articles For The Of Goods, Of Plastics; Stoppers, Etc, Of Plastics	19.24
			3923	Plastics	17.77
				Rolled Iron Or Non-Alloy Steel, >=600Mm Wide, Clad, Plated Or Coated	
			7210	Ethyl Alcohol, Undenatured Of >=80% Alcohol,	17.33
			2207	Denatured Spirits	16.39
				Cigars, Cigarillos, Cigarettes, Etc, Of Tobacco Or Tobacco Substitutes	
		2402	Sugar Confectionery (Incl. White Chocolate), Not Containing Cocoa	12.75	
		1704	Non-Soap Surface-Active Agents; Washing Preparations, Nes	10.72	
		3402	Cartons, Boxes, Etc; Box Files, Etc, Of Paper,	10.56	
		4819	Paperboard, Etc	10.42	
		2716	Electrical Energy	8.78	
			Trailers And Semi-Trailers; Other Vehicles, Not Machanically Propelled		
		8716	Carboys, Bottles, Flasks... Ampoules, Etc; Stoppers, Lids..., Of Glass	8.61	
		7010	Paper, Paperboard, Etc, Coated..., In Rolls Or Sheets, Nes	8.44	
		4811	Soap; Organic Surface-Active Products In Bars, Etc; Paper With Soap,Etc	8.07	
		3401	Margarine; Edible Preparations Of Animal Or Vegetable Fats Or Oils, Nes	7.66	
		1517	Mineral Or Chemical Fertilizers, Nes; Other Fertilizers;	7.35	
		3105	Goods =<10Kg	6.98	

Table 5b (Ctd): Intra-EAC Trade of the Major twenty imports, 2011 (Values in US\$ million)

Partner state	Ctry of Origin	HS level	Description of Goods	CIF Values
	Tanzania	2 digits		
		10	Cereals	8.68
		39	Plastics And Articles Thereof	3.19
		48	Paper & Paperboard; Art Of Paper Pulp, Paper/Paperboard	2.99
		84	Nuclear Reactors, Boilers, Mchy & Mech Appliance; Parts	2.81
		85	Electrical Mchy Equip Parts Thereof; Sound Recorder Etc	2.73
		27	Mineral Fuels, Oils & Product Of Their Distillation; Etc	2.72
		22	Beverages, Spirits And Vinegar	2.03
		72	Iron And Steel	1.68
		70	Glass And Glassware	1.62
		63	Other Made Up Textile Articles; Sets; Worn Clothing Etc	1.47
		31	Fertilisers	1.02
		12	Oil Seed, Oleagi Fruits; Miscell Grain, Seed, Fruit Etc	0.80
		07	Edible Vegetables And Certain Roots And Tubers	0.63
		03	Fish & Crustacean, Mollusc & Other Aquatic Invertebrate	0.59
		23	Residues & Waste From The Food Indust; Prepr Ani Fodder	0.53
		17	Sugars And Sugar Confectionery	0.49
		15	Animal/Veg Fats & Oils & Their Cleavage Products; Etc	0.47
		52	Cotton	0.42
		87	Vehicles O/T Railw/Tramw Roll-Stock, Pts & Accessories	0.42
		56	Wadding, Felt & Nonwoven; Yarns; Twine, Cordage, Etc	0.42
		4 digits		
		1006	Rice	8.22
		8504	Electrical Transformers, Static Converters And Inductors	2.14
		4819	Cartons, Boxes, Etc; Box Files, Etc, Of Paper, Paperboard, Etc	1.81
			Ethyl Alcohol, Undenatured Of >=80% Alcohol, Denatured	
		2207	Spirits	1.70
		2710	Petroleum Oils, Etc, (Excl. Crude); Preparations Thereof, Nes	1.67
		3920	Other Plates..., Of Plastics, Not Reinforced, Etc	1.65
			Carboys, Bottles, Flasks... Ampoules, Etc; Stoppers, Lids...,	
		7010	Of Glass	1.61
			Rolled Iron Or Non-Alloy Steel, >=600Mm Wide, Clad,	
		7210	Plated Or Coated	1.32
			Machinery For Sorting..., Agglomerating... Earth, Stone, Ores,	
		8474	Etc	1.04
		2711	Petroleum Gases And Other Gaseous Hydrocarbons	0.99
			Articles For The Of Goods, Of Plastics; Stoppers, Etc, Of	
		3923	Plastics	0.95
		6305	Sacks And Bags, Used For Packing Goods	0.93
			Uncoated Kraft Paper And Paperboard, In Rolls Or Sheets	
		4804	(Excl. 48.02+03)	0.89
		3103	Mineral Or Chemical Fertilizers, Phosphatic	0.64
		0713	Dried Leguminous Vegetables, Shelled	0.55
		2306	Oil-Cake And Other Solid Residues, Of Vegetable Fats	0.53
			Fish, Salted, Dried...; Smoked Fish; Fish Meal Fit For Human	
		0305	Consumption	0.51
		8455	Metal-Rolling Mills And Rolls Therefor	0.50
		6304	Other Furnishing Articles, Nes (Excl. Of 94.04)	0.46
			Cane Or Beet Sugar And Chemically Pure Sucrose, In Solid	
		1701	Form	0.44
	Rwanda	2 digits		
		72	Iron And Steel	3.63
		09	Coffee, Tea, Mate And Spices	1.50
		84	Nuclear Reactors, Boilers, Mchy & Mech Appliance; Parts	0.72
		55	Man-Made Staple Fibres	0.42
		27	Mineral Fuels, Oils & Product Of Their Distillation; Etc	0.36
		41	Raw Hides And Skins (Other Than Furskins) And Leather	0.24
		44	Wood And Articles Of Wood; Wood Charcoal	0.20
		73	Articles Of Iron Or Steel	0.18
		07	Edible Vegetables And Certain Roots And Tubers	0.13
		85	Electrical Mchy Equip Parts Thereof; Sound Recorder Etc	0.08
		33	Essential Oils & Resinoids; Perf, Cosmetic/Toilet Prep	0.06
		22	Beverages, Spirits And Vinegar	0.05
		76	Aluminium And Articles Thereof	0.05
		20	Prep Of Vegetable, Fruit, Nuts Or Other Parts Of Plants	0.04

Table 5b (Ctd): Intra-EAC Trade of the Major twenty imports, 2011 (Values in US\$ million)

Partner state	Ctry of Origin	HS level	Description of Goods	CIF Values
		87	Vehicles O/T Railw/Tramw Roll-Stock, Pts & Accessories	0.03
		10	Cereals	0.02
		30	Pharmaceutical Products	0.02
		63	Other Made Up Textile Articles; Sets; Worn Clothing Etc	0.02
		39	Plastics And Articles Thereof	0.02
		32	Tanning/Dyeing Extract; Tannins & Derivs; Pigm Etc	0.01
		4 digits		
		7204	Ferrous Waste And Scrap; Remelting Scrap Ingots Of Iron Or Steel	3.34
		0901	Coffee; Coffee Husks And Skins; Coffee Substitutes Containing Coffee	1.49
		8438	Machinery, Nes, For The Industrial Preparation Of Food Or Drink	0.44
		5513	Woven Fabrics, <85% Synthetic Staple Fibres, With Cotton, =<170G/M2	0.42
		2716	Electrical Energy	0.24
		4101	Raw Hides And Skins Of Bovine Or Equine Animals, Not Tanned	0.23
		7214	Iron/Steel Bars And Rods, Forged, Etc (Incl. Twisted), Uncoiled	0.23
		8429	Self-Propelled Bulldozers, Angledozer, Graders, Levellers, Etc	0.21
		4413	Densified Wood, In Blocks, Plates, Strips Or Profile Shapes	0.19
		7308	Iron/Steel Structures And Parts Thereof; Plates, Rods... Therefor	0.16
		0713	Dried Leguminous Vegetables, Shelled	0.13
		2710	Petroleum Oils, Etc, (Excl. Crude); Preparations Thereof, Nes	0.06
		7210	Rolled Iron Or Non-Alloy Steel, >=600Mm Wide, Clad, Plated Or Coated	0.05
		2203	Beer Made From Malt	0.05
		3304	Beauty, Make-Up, Skin-Care (Incl. Suntan), Manicure... Preparations	0.05
		2711	Petroleum Gases And Other Gaseous Hydrocarbons	0.05
		2009	Fruit Juices (Incl. Grape Must) And Vegetable Juices, Unfermented	0.04
		7602	Aluminium Waste And Scrap	0.04
		8517	Electrical Apparatus For Line Telephony Or Line Telegraphy	0.04
		8544	Insulated Wire, Cable, Etc; Optical Fibre Cables	0.02
	Burundi	2 digits		
		09	Coffee, Tea, Mate And Spices	0.86
		72	Iron And Steel	0.65
		84	Nuclear Reactors, Boilers, Mchy & Mech Appliance; Parts	0.34
		41	Raw Hides And Skins (Other Than Furskins) And Leather	0.09
		01	Live Animals	0.06
		87	Vehicles O/T Railw/Tramw Roll-Stock, Pts & Accessories	0.05
		10	Cereals	0.04
		92	Musical Instruments; Parts And Access Of Such Articles	0.03
		85	Electrical Mchy Equip Parts Thereof; Sound Recorder Etc	0.02
		70	Glass And Glassware	0.02
		94	Furniture; Bedding, Mattress, Matt Support, Cushion Etc	0.01
		22	Beverages, Spirits And Vinegar	0.01
		44	Wood And Articles Of Wood; Wood Charcoal	0.00
		19	Prep Of Cereal, Flour, Starch/Milk; Pastrycooks' Prod	0.00
		08	Edible Fruit And Nuts; Peel Of Citrus Fruit Or Melons	0.00
		05	Products Of Animal Origin, Nes Or Included.	0.00
		21	Miscellaneous Edible Preparations	0.00
		0901	Coffee; Coffee Husks And Skins; Coffee Substitutes Containing Coffee	0.86
		7204	Ferrous Waste And Scrap; Remelting Scrap Ingots Of Iron Or Steel	0.65
		8429	Self-Propelled Bulldozers, Angledozer, Graders, Levellers, Etc	0.31
		4101	Raw Hides And Skins Of Bovine Or Equine Animals, Not	0.09

Table 5b (Ctd): Intra-EAC Trade of the Major twenty imports, 2011 (Values in US\$ million)

Partner state	Ctry of Origin	HS level	Description of Goods	CIF Values
			Tanned	
		0102	Live Bovine Animals	0.06
		8704	Motor Vehicles For The Transport Of Goods	0.05
		1005	Maize(Corn)	0.04
		8437	Machines For Cleaning... Seed...; Milling... Machinery	0.03
		9207	Musical Instruments With Electrically Produced Or Amplified Sound	0.03
		7010	Carboys, Bottles, Flasks... Ampoules, Etc; Stoppers, Lids..., Of Glass	0.02
		9405	Lamps And Lighting Fittings, Nes; Illuminated Signs, Name-Plates, Etc	0.01
		2203	Beer Made From Malt	0.01
		8530	Electrical Signalling... Equipment For Railways, Tramways, Roads...	0.01
		8504	Electrical Transformers, Static Converters And Inductors	0.01
		8711	Motocycles (Incl. Mopeds) And Cycles Fitted With An Auxiliary Motor	0.01
		8501	Electric Motors And Generators (Excl. Generating Sets)	0.00
		4407	Wood Sawn Or Chipped Lengthwise, Sliced Or Peeled, >6Mm Thick	0.00
		1901	Malt Extract; Food Preparations Of Flour, Etc , Nes	0.00
		0810	Other Fruit, Fresh, Nes	0.00
		8438	Machinery, Nes, For The Industrial Preparation Of Food Or Drink	0.00
Kenya	Uganda	2 digits		
		07	Edible vegetables and certain roots and tubers.	21.46
		10	Cereals.	17.72
		04	Dairy produce; birds' eggs; natural honey; edible	15.17
		12	Oil seeds and oleaginous fruits; miscellaneous gra	11.53
		24	Tobacco and manufactured tobacco substitutes.	9.12
		23	Residues and waste from the food industries; prepa	7.02
		52	Cotton.	6.08
		15	Animal or vegetable fats and oils and their cleava	4.98
		72	Iron and steel.	4.61
		09	Coffee, tea, maté and spices.	3.09
		41	Raw hides and skins (other than furskins) and leat	2.17
		44	Wood and articles of wood; wood charcoal.	2.02
		48	Paper and paperboard; articles of paper pulp, of p	1.54
		11	Products of the milling industry; malt; starches;	1.27
		08	Edible fruit and nuts; peel of citrus fruit or mel	1.23
		85	Electrical machinery and equipment and parts there	1.17
		76	Aluminium and articles thereof.	0.94
		20	Preparations of vegetables, fruit, nuts or other p	0.67
		34	Soap, organic surface-active agents, washing prepa	0.39
		94	Furniture; bedding, mattresses, mattress supports,	0.39
		4 digits		
		0713	Dried leguminous vegetables, shelled	18.56
		1005	Maize(corn)	11.58
		0402	Milk and cream, concentrated or sweetened	9.74
		2401	Unmanufactured tobacco; tobacco refuse	9.11
		0401	Milk and cream, not concentrated or sweetened	5.20
		5201	Cotton,not carded or combed	4.70
		1008	Buckwheat, millet and canary seed and other cereal	3.77
		7217	Wire of iron or non-alloy steel	3.53
		1202	Ground-nuts, not roasted or otherwise cooked	3.49
		1201	Soya beans	3.18
		2302	Brans, sharps and other residues, derived from wor	3.07
		0902	Tea	2.93
		1516	Animal or vegetable fats and oils and fractions, h	2.49
		1207	Other oil seeds and oleaginous fruits	2.39
		0708	Leguminous vegetables, shelled or unshelled, fresh	2.38
		1208	Flours and meals of oil seeds or oleaginous fruits	2.13
		1007	Grain sorghum	1.92
		4410	Particle board and similar board of wood or other	1.70

Table 5b (Ctd): Intra-EAC Trade of the Major twenty imports, 2011 (Values in US\$ million)

Partner state	Ctry of Origin	HS level	Description of Goods	CIF Values
		2304	Oil cake from soya bean oil	1.69
		4103	Other raw hides and skins, fresh or preserved, not	1.48
	Tanzania	2 digits		
		63	Other made up textile articles; sets; worn clothin	37.58
		10	Cereals.	28.69
		48	Paper and paperboard; articles of paper pulp, of p	26.25
		85	Electrical machinery and equipment and parts there	9.03
		07	Edible vegetables and certain roots and tubers.	7.82
		73	Articles of iron or steel.	7.56
		52	Cotton.	6.35
		23	Residues and waste from the food industries; prepa	5.87
		12	Oil seeds and oleaginous fruits; miscellaneous gra	4.28
		60	Knitted or crocheted fabrics.	4.27
		05	Products of animal origin, not elsewhere specified	4.26
		22	Beverages, spirits and vinegar.	4.18
		44	Wood and articles of wood; wood charcoal.	3.52
		27	Mineral fuels, mineral oils and products of their	3.46
		88	Aircraft, spacecraft, and parts thereof.	3.01
		26	Ores, slag and ash.	2.25
		11	Products of the milling industry; malt; starches;	2.13
		94	Furniture; bedding, mattresses, mattress supports,	2.03
		55	Man-made staple fibres.	1.88
		39	Plastics and articles thereof.	1.15
		4 digits		
		6304	Other furnishing articles, nes (excl. Of 94.04)	35.85
		4804	Uncoated kraft paper and paperboard, in rolls or s	23.55
		1005	Maize(corn)	21.14
		8504	Electrical transformers, static converters and ind	8.03
		7305	Other circular tubes and pipes, diameter >406.4mm,	5.16
		6006	Other knitted or crocheted fabrics.	4.27
		0511	Animal products, nes; dead of chapters 1 and 3, un	4.25
		2306	Oil-cake and other solid residues, of vegetable fa	4.17
		1006	Rice	3.97
		1208	Flours and meals of oil seeds or oleaginous fruits	3.68
		0713	Dried leguminous vegetables, shelled	3.02
		8802	Other aircraft (eg helicopters, aeroplanes); space	2.94
		0708	Leguminous vegetables, shelled or unshelled, fresh	2.76
		2203	Beer made from malt	2.65
		5205	Cotton yarn, with >=85% cotton, not put up for ret	2.42
		4821	Paper or paperboard labels of all kinds, whether o	2.29
		2606	Aluminium ores	2.25
		1007	Grain sorghum	2.13
		2711	Petroleum gases and other gaseous hydrocarbons	2.08
		5516	Woven fabrics of artificial staple fibres	1.88
	Rwanda	2 digits		
		41	Raw hides and skins (other than furskins) and leat	3.51
		09	Coffee, tea, maté and spices.	0.79
		72	Iron and steel.	0.28
		63	Other made up textile articles; sets; worn clothin	0.07
		25	Salt; sulphur; earths and stone; plastering materi	0.06
		85	Electrical machinery and equipment and parts there	0.02
		62	Articles of apparel and clothing accessories, not	0.01
		84	Nuclear reactors, boilers, machinery and mechanica	0.01
		87	Vehicles other than railway or tramway rolling-sto	0.00
		90	Optical, photographic, cinematographic, measuring,	0.00
		71	Natural or cultured pearls, precious or semi-preci	0.00
		42	Articles of leather; saddlery and harness; travel	0.00
		82	Tools, implements, cutlery, spoons and forks, of b	0.00
		40	Rubber and articles thereof.	0.00
		49	Printed books, newspapers, pictures and other prod	0.00
		56	Wadding, felt and nonwovens; special yarns; twine,	0.00
		64	Footwear, gaiters and the like; parts of such arti	0.00

Table 5b (Ctd): Intra-EAC Trade of the Major twenty imports, 2011 (Values in US\$ million)

Partner state	Ctry of Origin	HS level	Description of Goods	CIF Values
		4 digits		
		4103	Other raw hides and skins, fresh or preserved, not	1.80
		4101	Raw hides and skins of bovine or equine animals, n	1.65
		0901	Coffee; coffee husks and skins; coffee substitutes	0.40
		0902	Tea	0.39
		7214	Iron/steel bars and rods, forged, etc (incl. Twist	0.28
		6309	Worn clothing	0.07
		2506	Quartz; quartzite	0.06
		4106	Goat or kid skin leather, without hair on	0.05
		8517	Electrical apparatus for line telephony or line te	0.01
		4105	Sheep or lamb skin leather, without wool on	0.01
		8501	Electric motors and generators (excl. Generating s	0.01
		8471	Automatic data processing machines...; magnetic re	0.00
		6204	Women's or girls' suits, ensembles, jackets, dress	0.00
		6202	Woman's or girls' overcoats, and similar articles	0.00
		8708	Parts and accessories of the motor vehicles of 87.	0.00
		8543	Electrical machines and apparatus, having individu	0.00
		7113	Articles of jewellery of precious metal or clad wi	0.00
		9031	Measuring or checking instruments, appliances and	0.00
		8528	Television receivers (incl. Video monitors and vid	0.00
		6206	Women's or girls' blouses, shirts and shirt-blouse	0.00
	Burundi	2 digits		
		41	Raw hides and skins (other than furskins) and leat	3.74
		09	Coffee, tea, maté and spices.	1.53
		84	Nuclear reactors, boilers, machinery and mechanica	0.01
		33	Essential oils and resinoids; perfumery, cosmetic	0.00
		63	Other made up textile articles; sets; worn clothin	0.00
		4 digits		
		4103	Other raw hides and skins, fresh or preserved, not	2.39
		4101	Raw hides and skins of bovine or equine animals, n	1.35
		0901	Coffee; coffee husks and skins; coffee substitutes	1.29
		0902	Tea	0.24
		8402	Steam... Boilers (excl. Central heating...); super	0.01
		8433	Harvesting... Machinery; grass/hay mowers; machine	0.00
		3302	Mixtures of odoriferous substances used as raw mat	0.00
		8471	Automatic data processing machines...; magnetic re	0.00
		6309	Worn clothing	0.00
Rwanda	Kenya	2 digits		
		72	Iron and steel	14.93
		15	Animal or vegetable fats and oils and their cleavage products;prepared edible fats;animal or vegetable waxes	10.73
		27	Mineral fuels, mineral oils and products of their distillation;bituminous substances; mineral waxes	9.46
		39	Plastics and articles thereof	7.14
		48	Paper and paperboard; articles of paper pulp,of paper or of paperboard	6.54
		85	Electrical machinery and equipment and parts thereof;sound recorders and reproducers,television image and sound recorders and reproducers, andparts and accessories of such articles	6.26
		49	Printed books, newspapers, pictures and other products of the printing industry; manuscripts, typescripts and plans	5.39
		25	Salt; sulphur; earths and stone;plastering materials, lime and cement	4.33
		64	Footwear, gaiters and the like; parts of such articles	4.26
		17	Sugars and sugar confectionery	4.12
		24	Tobacco and manufactured tobacco substitutes	4.11
		84	Nuclear reactors, boilers, machineryand mechanical appliances; parts thereof	3.68
		73	Articles of iron or steel	3.56
		30	Pharmaceutical products	3.24

Table 5b (Ctd): Intra-EAC Trade of the Major twenty imports, 2011 (Values in US\$ million)

Partner state	Ctry of Origin	HS level	Description of Goods	CIF Values
		34	Soap, organic surface-active agents, washing preparations, lubricating preparations, artificial waxes, prepared waxes, polishing or scouring preparations, candles and similar articles, modelling pastes,	3.22
		90	Optical, photographic, cinematographic, measuring, checking, precision, medical or surgical instruments and apparatus; parts and accessories thereof	1.87
		94	Furniture; bedding, mattresses, mattress supports, cushions and similar stuffed furnishings; lamps and lighting fittings, not elsewhere specified or included; illuminated signs, illuminated name-plates and the like	1.83
		32	Tanning or dyeing extracts; tannins and their derivatives; dyes, pigments and other colouring matter; paints and varnishes; putty and other mastics; inks	1.72
		28	Inorganic chemicals; organic or inorganic compounds of precious metals, of rare-earth metals, of radioactive elements or of isotopes	1.67
		76	Aluminium and articles thereof	1.65
		4 digits		
		2710	Petroleum oils and oils obtained from bituminous minerals, other than crude; preparation	8.53
		7210	Flat-rolled products of iron or non-alloy steel, of a width of 600 mm or more, clad, plated or coated	6.75
		1511	Palm oil and its fractions, whether or not refined, but not chemically modified.	4.77
		4901	Printed books, brochures, leaflets and similar printed matter, whether or not in single sheets	4.68
		2402	Cigars, cheroots, cigarillos and cigarettes, of tobacco or of tobacco substitutes.	4.11
		1704	Sugar confectionery (including white chocolate), not containing cocoa.	3.67
		4819	Cartons, boxes, cases, bags and other packing containers, of paper, paperboard, cellulose	3.46
		8544	Insulated (including enamelled or anodised) wire, cable (including co-axial cable) and optical fibre	3.29
		2501	Salt (including table salt and denatured salt) and pure sodium chloride, whether or not in primary forms	2.91
		7214	Other bars and rods of iron or non-alloy steel, not further worked than forged, hot-rolled	2.77
		3924	Tableware, kitchenware, other household articles and toilet articles, of plastics.	2.27
		3004	Medicaments (excluding goods of heading 30.02, 30.05 or 30.06) consisting of mixed or un	2.13
		7216	Angles, shapes and sections of iron or non-alloy steel.	1.79
		6401	Waterproof footwear with outer soles and uppers of rubber or of plastics, the uppers of	1.79
		1516	Animal or vegetable fats and oils and their fractions, partly or wholly hydrogenated, in primary forms	1.75
		3402	Organic surface-active agents (other than soap); surface-active preparations, washing preparations	1.71
		6402	Other footwear with outer soles and uppers of rubber or plastics.	1.66
		1507	Soya-bean oil and its fractions, whether or not refined, but not chemically modified.	1.64
		3917	Tubes, pipes and hoses, and fittings therefor (for example, joints, elbows, flanges), of plastics	1.60
		7208	Flat-rolled products of iron or non-alloy steel, of a width of 600 mm or more, hot-rolled	1.51

Table 5b (Ctd): Intra-EAC Trade of the Major twenty imports, 2011 (Values in US\$ million)

Partner state	Ctry of Origin	HS level	Description of Goods	CIF Values
	Tanzania	2 digits		
		31	Fertilisers	16.01
		10	Cereals	12.99
		25	Salt; sulphur; earths and stone;plastering materials, lime and cement	7.14
		17	Sugars and sugar confectionery	5.13
		03	Fish and crustaceans, molluscs and other aquatic invertebrates	4.55
		72	Iron and steel	4.50
		63	Other made up textile articles; sets;worn clothing and worn textile articles; rags	3.54
		70	Ceramic products	2.60
		33	Essential oils and resinoids; perfumery,cosmetic or toilet preparations	2.59
		27	Mineral fuels, mineral oils and products of their distillation;bituminous substances; mineral waxes	1.94
		12	Oil seeds and oleaginous fruits; miscellaneous grains,seeds and fruit; industrial or medicinal plants; straw and fodder	1.92
		39	Plastics and articles thereof	1.61
		87	Vehicles other than railway or tramway rolling?stock,and parts and accessories thereof	0.98
		07	Edible vegetables and certain roots and tubers	0.81
		85	Electrical machinery and equipment and parts thereof;sound recorders and reproducers,television image and sound recorders and reproducers, andparts and accessories of such articles	0.78
		94	Furniture; bedding, mattresses, mattress supports,cushions and similar stuffed furnishings; lamps andlighting fittings, not elsewhere specified or included;illuminated signs, illuminated name-plates and the lik	0.64
		11	Products of the milling industry; malt; starches;inulin; wheat gluten	0.62
		48	Paper and paperboard; articles of paper pulp,of paper or of paperboard	0.60
		52	Cotton	0.53
		08	Edible fruit and nuts; peel of citrus fruit or melons	0.46
		4 digits		
		3105	Mineral or chemical fertilisers containing two or three of the fertilising elements nitr	13.41
		1006	Rice.	10.51
		2523	Portland cement, aluminous cement, slag cement, supersulphate cement and similar hydraul	6.89
		1701	Cane or beet sugar and chemically pure sucrose, in solid form.	5.09
		0305	Fish, dried, salted or in brine; smoked fish, whether or not cooked before or during the	4.53
		7214	Other bars and rods of iron or non-alloy steel, not further worked than forged, hot-roll	4.26
		6304	Other furnishing articles, excluding those of heading 94.04.	2.69
		3103	Mineral or chemical fertilisers, phosphatic.	2.54
		7010	Carboys, bottles, flasks, jars, pots, phials, ampoules and other containers, of glass, o	2.48
		3304	Beauty or make-up preparations and preparations for the care of the skin (other than med	2.35
		1005	Maize (corn).	1.16
		1001	Wheat and meslin.	1.14
		1202	Ground-nuts, not roasted or otherwise cooked, whether or not shelled or broken.	1.00
		2712	Petroleum jelly; paraffin wax, micro-crystalline petroleum wax, slack wax, ozokerite, li	0.98
		8716	Trailers and semi-trailers; other vehicles, not mechanically propelled; parts thereof.	0.93
		1211	Plants and parts of plants (including seeds and fruits), of a kind used primarily in per	0.77
		2711	Petroleum gases and other gaseous hydrocarbons.	0.72
		6305	Sacks and bags, of a kind used for the packing of goods.	0.55

Table 5b (Ctd): Intra-EAC Trade of the Major twenty imports, 2011 (Values in US\$ million)

Partner state	Ctry of Origin	HS level	Description of Goods	CIF Values
		3917	Tubes, pipes and hoses, and fittings therefor (for example, joints, elbows, flanges), of	0.51
		3004	Medicaments (excluding goods of heading 30.02, 30.05 or 30.06) consisting of mixed or un	0.43
	Uganda	2 digits		
		25	Salt; sulphur; earths and stone;plastering materials, lime and cement	44.32
		15	Animal or vegetable fats and oils and their cleavage products;prepared edible fats;animal or vegetable waxes	43.14
		72	Iron and steel	16.59
			Soap, organic surface-active agents, washing preparations,lubricating preparations, artificial waxes, prepared waxes,polishing or scouring preparations, candles and similar articles,modeling pastes,	13.16
		34	Sugars and sugar confectionery	10.95
		17		5.49
		10	Cereals	5.25
		73	Articles of iron or steel	
			Paper and paperboard; articles of paper pulp,of paper or of paperboard	4.49
		48	Plastics and articles thereof	3.78
		39	Preparations of cereals, flour, starch or milk;pastrycooks' products	3.31
		19	Tanning or dyeing extracts; tannins and their derivatives; dyes,pigments and other colouring matter;paints and varnishes; putty and other mastics; inks	3.15
		32	Oil seeds and oleaginous fruits; miscellaneous grains,seeds and fruit; industrial or medicinal plants; straw and fodder	2.56
		12	Live animals	2.37
		01	Beverages, spirits and vinegar	2.16
		22	Footwear, gaiters and the like; parts of such articles	2.13
		64	Essential oils and resinoids; perfumery,cosmetic or toilet preparations	2.10
		33	Explosives; pyrotechnic products; matches;pyrophoric alloys; certain combustible preparations	1.70
		36	Nuclear reactors, boilers, machineryand mechanical appliances; parts thereof	1.68
		84	Printed books, newspapers, pictures and other products of the printing industry; manuscripts, typescripts and plans	1.63
		49	Wood and articles of wood; wood charcoal	1.59
		44		
		4 digits		
		2523	Portland cement, aluminous cement, slag cement, supersulphate cement and similar hydraul	43.60
		1511	Palm oil and its fractions, whether or not refined, but not chemically modified.	22.19
		1516	Animal or vegetable fats and oils and their fractions, partly or wholly hydrogenated, in	12.97
		3401	Soap; organic surface-active products and preparations for use as soap, in the form of b	11.27
		1701	Cane or beet sugar and chemically pure sucrose, in solid form.	10.58
		1515	Other fixed vegetable fats and oils (including jojoba oil) and their fractions, whether	7.69
		7214	Other bars and rods of iron or non-alloy steel, not further worked than forged, hot-roll	5.44
		1005	Maize (corn).	4.88
		7210	Flat-rolled products of iron or non-alloy steel, of a width of 600 mm or more, clad, pla	3.76
		7304	Tubes, pipes and hollow profiles, seamless, of iron (other than cast iron) or steel.	3.70
		1905	Bread, pastry, cakes, biscuits and other bakers' wares, whether or not containing cocoa;	3.28
		7208	Flat-rolled products of iron or non-alloy steel, of a width of 600 mm or more, hot-rolle	3.27
		3208	Paints and varnishes (including enamels and lacquers) based on synthetic polymers or che	2.86
		4819	Cartons, boxes, cases, bags and other packing containers, of	2.78

Table 5b (Ctd): Intra-EAC Trade of the Major twenty imports, 2011 (Values in US\$ million)

Partner state	Ctry of Origin	HS level	Description of Goods	CIF Values
			paper, paperboard, cellulose	
		1202	Ground-nuts, not roasted or otherwise cooked, whether or not shelled or broken.	2.54
		3917	Tubes, pipes and hoses, and fittings therefor (for example, joints, elbows, flanges), of	2.13
		0102	Live bovine animals.	2.10
		3304	Beauty or make-up preparations and preparations for the care of the skin (other than med	1.85
		3402	Organic surface-active agents (other than soap); surface-active preparations, washing pr	1.85
		2208	Undenatured ethyl alcohol of an alcoholic strength by volume of less than 80 % vol; spir	1.83
	Burundi	2 digit level	Soap, organic surface-active agents, washing preparations,lubricating preparations, artificial waxes, prepared waxes,polishing or scouring preparations, candles and similar articles,modeling pastes,	0.69
		34		0.69
		09	Coffee, tea, mate and spices	0.67
		72	Iron and steel	0.42
		73	Articles of iron or steel	0.36
		08	Edible fruit and nuts; peel of citrus fruit or melons	0.25
		03	Fish and crustaceans, molluscs and other aquatic invertebrates	0.15
		26	Ores, slag and ash	0.13
		07	Edible vegetables and certain roots and tubers	0.12
		10	Cereals	0.10
		22	Beverages, spirits and vinegar	0.08
		87	Vehicles other than railway or tramway rolling?stock,and parts and accessories thereof	0.06
		52	Cotton	0.06
		11	Products of the milling industry; malt; starches;inulin; wheat gluten	0.05
		15	Animal or vegetable fats and oils and their cleavage products;prepared edible fats;animal or vegetable waxes	0.05
		06	Live trees and other plants; bulbs, roots and the like;cut flowers and ornamental foliage	0.04
		85	Electrical machinery and equipment and parts thereof;sound recorders and reproducers,television image and sound recorders and reproducers, andparts and accessories of such articles	0.04
		40	Rubber and articles thereof	0.04
		94	Furniture; bedding, mattresses, mattress supports,cushions and similar stuffed furnishings; lamps andlighting fittings, not elsewhere specified or included;illuminated signs, illuminated name-plates and the lik	0.04
		24	Tobacco and manufactured tobacco substitutes	0.03
		23	Residues and waste from the food industries;prepared animal fodder	0.03
		4 digit level	Soap; organic surface-active products and preparations for use as soap, in the form of b	0.68
		3401		0.68
		0901	Coffee, whether or not roasted or decaffeinated; coffee husks and skins; coffee substit	0.67
		7214	Other bars and rods of iron or non-alloy steel, not further worked than forged, hot-roll	0.36
		7314	Cloth (including endless bands), grill, netting and fencing, of iron or steel wire; expa	0.17
		0805	Citrus fruit, fresh or dried.	0.15
		0305	Fish, dried, salted or in brine; smoked fish, whether or not cooked before or during the	0.15
		7305	Other tubes and pipes (for example, welded, riveted or similarly closed), having circula	0.09
		2203	Beer made from malt.	0.07
		2611	Tungsten ores and concentrates.	0.07

Table 5b (Ctd): Intra-EAC Trade of the Major twenty imports, 2011 (Values in US\$ million)

Partner state	Ctry of Origin	HS level	Description of Goods	CIF Values
		0713	Dried leguminous vegetables, shelled, whether or not skinned or split.	0.07
		0810	Other fruit, fresh.	0.07
		2609	Tin ores and concentrates.	0.06
		1005	Maize (corn).	0.06
		8703	Motor cars and other motor vehicles principally designed for the transport of persons (o	0.06
		5203	Cotton, carded or combed.	0.05
		7325	Other cast articles of iron or steel.	0.05
		1511	Palm oil and its fractions, whether or not refined, but not chemically modified.	0.05
		7315	Chain and parts thereof, of iron or steel.	0.04
		1102	Cereal flours other than of wheat or meslin.	0.04
			Other live plants (including their roots), cuttings and slips; mushroom spawn.	0.04
Burundi	Kenya	72	Iron And Steel	14.11
		27	Mineral Fuels, Oils & Product Of Their Distillation; Etc	5.02
		73	Articles Of Iron Or Steel	4.55
		39	Plastics And Articles Thereof	2.18
		25	Salt; Sulphur; Earth & Ston; Plastering Mat; Lime & Cem	1.68
		85	Electrical Mchy Equip Parts Thereof; Sound Recorder Etc	1.48
		31	Fertilisers	1.45
		30	Pharmaceutical Products	1.36
		15	Animal/Veg Fats & Oils & Their Cleavage Products; Etc	1.29
		32	Tanning/Dyeing Extract; Tannins & Derivs; Pigm Etc	1.20
		17	Sugars And Sugar Confectionery	0.99
		94	Furniture; Bedding, Mattress, Matt Support, Cushion Etc	0.88
		28	Inorgn Chem; Compds Of Prec Met, Radioact Elements Etc	0.82
		84	Nuclear Reactors, Boiliers, Mchy & Mech Appliance; Parts	0.74
		34	Soap, Organic Surface-Active Agents, Washing Prep, Etc	0.73
		48	Paper & Paperboard; Art Of Paper Pulp, Paper/Paperboard	0.69
		44	Wood And Articles Of Wood; Wood Charcoal	0.62
		70	Glass And Glassware	0.56
		22	Beverages, Spirits And Vinegar	0.50
		24	Tobacco And Manufactured Tobacco Substitutes	0.45
		4 digits		
		7210	Rolled Iron Or Non-Alloy Steel, >=600Mm Wide, Clad, Plated Or Coated	9.99
		2710	Petroleum Oils, Etc, (Excl. Crude); Preparations Thereof, Nes	4.86
			Other Tubes, Pipes And Hollow Profiles Of Iron Or Steel, Welded, Nes	2.38
		7306	Angles, Shapes And Sections Of Iron Or Non-Alloy Steel	1.84
		7216	Portland Cement, Aluminous Cement, Persulphate Cement, Etc	1.33
		2523	Medicaments Of Mixed Or Unmixed Products, For Retail Sale	1.30
		3004	Articles For The Of Goods, Of Plastics; Stoppers, Etc, Of Plastics	1.11
		3923	Hot-Rolled Iron Or Non-Alloy Steel, >=600Mm Wide	1.10
		7208	Sugar Confectionery (Incl. White Chocolate), Not Containing Cocoa	0.98
		1704	Other Circular Tubes And Pipes, Diameter >406.4Mm, Of Iron Or Steel	0.96
		7305	Animal Or Vegetable Fats And Oils And Fractions, Hydrogenated, Etc	0.93
		1516	Mineral Or Chemical Fertilizers, Nes; Other Fertilizers; Goods	0.89
		3105	=<10Kg	0.66
		3209	Paints And Varnishes, In An Aqueous Medium	0.66
			Carboys, Bottles, Flasks... Ampoules, Etc; Stoppers, Lids..., Of Glass	0.52
		7010	Electric Accumulators (Incl. Separators Therefor)	0.49
		8507	Cigars, Cigarillos, Cigarettes, Etc, Of Tobacco Or Tobacco Substitutes	0.45
		2402	Seats, Other Thanthose Of 94.02, And Parts Thereof	0.45
		9401	Iron/Steel Structures And Parts Thereof; Plates, Rods...	0.44
		7308		0.44

Table 5b (Ctd): Intra-EAC Trade of the Major twenty imports, 2011 (Values in US\$ million)

Partner state	Ctry of Origin	HS level	Description of Goods	CIF Values
			Therefor	
		3401	Soap; Organic Surface-Active Products In Bars, Etc; Paper With Soap,Etc	0.41
		8309	Stoppers, Caps And Lids, Capsules For Bottles... Of Base Metal	0.39
	Rwanda	2 digits		
		07	Edible Vegetables And Certain Roots And Tubers	2.61
		22	Beverages, Spirits And Vinegar	0.87
		72	Iron And Steel	0.32
		33	Essential Oils & Resinoids; Perf, Cosmetic/Toilet Prep	0.26
		39	Plastics And Articles Thereof	0.25
		25	Salt; Sulphur; Earth & Ston; Plastering Mat; Lime & Cem	0.24
		84	Nuclear Reactors, Boiliers, Mchy & Mech Appliance; Parts	0.23
		64	Footwear, Gaiters And The Like; Parts Of Such Articles	0.16
		10	Cereals	0.14
		85	Electrical Mchy Equip Parts Thereof; Sound Recorder Etc	0.13
		20	Prep Of Vegetable, Fruit, Nuts Or Other Parts Of Plants	0.08
		04	Dairy Prod; Birds' Eggs; Natural Honey; Edible Prod Nes	0.07
		48	Paper & Paperboard; Art Of Paper Pulp, Paper/Paperboard	0.07
		49	Printed Books, Newspapers, Pictures & Other Product Etc	0.06
		73	Articles Of Iron Or Steel	0.05
		30	Pharmaceutical Products	0.04
		82	Tool, Implement, Cutlery, Spoon & Fork, Of Base Met Etc	0.04
		32	Tanning/Dyeing Extract; Tannins & Derivs; Pigm Etc	0.04
		44	Wood And Articles Of Wood; Wood Charcoal	0.03
		94	Furniture; Bedding, Mattress, Matt Support, Cushion Etc	0.03
		4 digits		
		0701	Potatoes, Fresh Or Chilled	1.65
		2203	Beer Made From Malt	0.85
		0713	Dried Leguminous Vegetables, Shelled	0.55
		7215	Other Bars And Rods Of Iron Or Non-Alloy Steel	0.29
		0710	Vegetables, Frozen	0.24
		2523	Portland Cement, Aluminous Cement, Persulphate Cement, Etc	0.23
		3925	Builders' Ware Of Plastics, Nes	0.18
		6402	Other Footwear With Outer Soles And Uppers Of Rubber Or Plastics	0.16
		1005	Maize(Corn)	0.14
		3305	Preparations For Use On The Hair	0.13
		3304	Beauty, Make-Up, Skin-Care (Incl. Suntan), Manicure... Preparations	0.12
		8415	Air Conditioning Machines	0.12
		0708	Leguminous Vegetables, Shelled Or Unshelled, Fresh Or Chilled	0.11
		2009	Fruit Juices (Incl. Grape Must) And Vegetable Juices, Unfermented	0.08
		0401	Milk And Cream, Not Concentrated Or Sweetened	0.07
		8528	Television Receivers (Incl. Video Monitors And Video Projectors)	0.07
		8471	Automatic Data Processing Machines...; Magnetic Readers... Nes	0.05
		4911	Other Printed Matter, Including Printed Pictures And Photographs	0.05
		0714	Roots And Tubers With High Starch Content, Fresh Or Dried	0.05
		3004	Medicaments Of Mixed Or Unmixed Products, For Retail Sale	0.04
	Tanzania	2 digits		
		25	Salt; Sulphur; Earth & Ston; Plastering Mat; Lime & Cem	11.14
		31	Fertilisers	7.36
		70	Glass And Glassware	5.21
		27	Mineral Fuels, Oils & Product Of Their Distillation; Etc	3.67
		10	Cereals	3.11
		11	Prod Mill Indust; Malt; Starches; Inulin; Wheat Gluten	2.00
		72	Iron And Steel	1.64
		94	Furniture; Bedding, Mattress, Matt Support, Cushion Etc	1.40

Table 5b (Ctd): Intra-EAC Trade of the Major twenty imports, 2011 (Values in US\$ million)

Partner state	Ctry of Origin	HS level	Description of Goods	CIF Values
		39	Plastics And Articles Thereof	1.34
		15	Animal/Veg Fats & Oils & Their Cleavage Products; Etc	1.32
		07	Edible Vegetables And Certain Roots And Tubers	1.06
		33	Essential Oils & Resinoids; Perf, Cosmetic/Toilet Prep	1.05
		34	Soap, Organic Surface-Active Agents, Washing Prep, Etc	0.81
		03	Fish & Crustacean, Mollusc & Other Aquatic Invertebrate	0.76
		73	Articles Of Iron Or Steel	0.52
		48	Paper & Paperboard; Art Of Paper Pulp, Paper/Paperboard	0.38
		85	Electrical Mchy Equip Parts Thereof; Sound Recorder Etc	0.36
		63	Other Made Up Textile Articles; Sets; Worn Clothing Etc	0.36
		84	Nuclear Reactors, Boilers, Mchy & Mech Appliance; Parts	0.35
		49	Printed Books, Newspapers, Pictures & Other Product Etc	0.31
		4 digits		
		2523	Portland Cement, Aluminous Cement, Persulphate Cement, Etc	7.61
		7010	Carboys, Bottles, Flasks... Ampoules, Etc; Stoppers, Lids..., Of Glass	5.11
		3105	Mineral Or Chemical Fertilizers, Nes; Other Fertilizers; Goods =<10Kg	4.42
		2501	Salt And Pure Sodium Chloride; Sea Water	3.39
		3102	Mineral Or Chemical Fertilizers, Nitrogenous	2.65
		1006	Rice	2.32
		2710	Petroleum Oils, Etc, (Excl. Crude); Preparations Thereof, Nes	1.93
		7210	Rolled Iron Or Non-Alloy Steel, >=600Mm Wide, Clad, Plated Or Coated	1.38
		2714	Bitumen And Asphalt, Natural; Bituminous Or Oil Shale...; Asphaltites...	1.30
		1101	Wheat Or Meslin Flour	1.29
		9404	Mattress Supports; Articles Of Bedding, Sprung, Stuffed, Etc	1.10
		3304	Beauty, Make-Up, Skin-Care (Incl. Suntan), Manicure... Preparations	1.02
		1511	Palm Oil And Its Fractions	1.02
		1005	Maize(Corn)	0.73
		0305	Fish, Salted, Dried...; Smoked Fish; Fish Meal Fit For Human Consumption	0.72
		1102	Cereal Flours, (Excl. Wheat Or Meslin)	0.69
		1202	Ground-Nuts, Not Roasted Or Otherwise Cooked	0.68
		3917	Tubes, Pipes And Hoses, And Fittings Therefor, Of Plastics	0.63
		0713	Dried Leguminous Vegetables, Shelled	0.62
		3401	Soap; Organic Surface-Active Products In Bars, Etc; Paper With Soap,Etc	0.54
	Uganda	2 digits		
		10	Cereals	13.71
		72	Iron And Steel	7.58
		15	Animal/Veg Fats & Oils & Their Cleavage Products; Etc	6.14
		25	Salt; Sulphur; Earth & Ston; Plastering Mat; Lime & Cem	4.51
		48	Paper & Paperboard; Art Of Paper Pulp, Paper/Paperboard	3.25
		24	Tobacco And Manufactured Tobacco Substitutes	1.81
		73	Articles Of Iron Or Steel	1.73
		44	Wood And Articles Of Wood; Wood Charcoal	1.27
		01	Live Animals	0.98
		07	Edible Vegetables And Certain Roots And Tubers	0.96
		64	Footwear, Gaiters And The Like; Parts Of Such Articles	0.94
		11	Prod Mill Indust; Malt; Starches; Inulin; Wheat Gluten	0.87
		32	Tanning/Dyeing Extract; Tannins & Derivs; Pigm Etc	0.85
		84	Nuclear Reactors, Boilers, Mchy & Mech Appliance; Parts	0.84
		33	Essential Oils & Resinoids; Perf, Cosmetic/Toilet Prep	0.71
		87	Vehicles O/T Railw/Tramw Roll-Stock, Pts & Accessories	0.69
		61	Art Of Apparel & Clothing Access, Knitted Or Crocheted	0.68
		04	Dairy Prod; Birds' Eggs; Natural Honey; Edible Prod Nes	0.65
		30	Pharmaceutical Products	0.63
		39	Plastics And Articles Thereof	0.52

Table 5b (Ctd): Intra-EAC Trade of the Major twenty imports, 2011 (Values in US\$ million)

Partner state	Ctry of Origin	HS level	Description of Goods	CIF Values
		4 digits		
		1005	Maize(Corn)	13.22
		2523	Portland Cement, Aluminous Cement, Persulphate Cement, Etc	4.50
		7210	Rolled Iron Or Non-Alloy Steel, >=600Mm Wide, Clad, Plated Or Coated	4.01
		1511	Palm Oil And Its Fractions	3.82
		4820	Registers, Account Books, Etc; Albums For Samples, Of Paper, Paperboard	2.83
		1516	Animal Or Vegetable Fats And Oils And Fractions, Hydrogenated, Etc	2.22
		2401	Unmanufactured Tobacco; Tobacco Refuse	1.81
		7214	Iron/Steel Bars And Rods, Forged, Etc (Incl. Twisted), Uncoiled	1.43
		0102	Live Bovine Animals	0.84
		7208	Hot-Rolled Iron Or Non-Alloy Steel, >=600Mm Wide	0.81
		3209	Paints And Varnishes, In An Aqueous Medium	0.78
		0714	Roots And Tubers With High Starch Content, Fresh Or Dried	0.78
		6402	Other Footwear With Outer Soles And Uppers Of Rubber Or Plastics	0.68
		6114	Other Garments, Knitted Or Crocheted, Nes	0.67
		4407	Wood Sawn Or Chipped Lengthwise, Sliced Or Peeled, >6Mm Thick	0.65
		7306	Other Tubes, Pipes And Hollow Profiles Of Iron Or Steel, Welded, Nes	0.59
		3004	Medicaments Of Mixed Or Unmixed Products, For Retail Sale	0.56
		4412	Plywood, Veneered Panels And Similar Laminated Wood	0.55
		0401	Milk And Cream, Not Concentrated Or Sweetened	0.54
		1102	Cereal Flours, (Excl. Wheat Or Meslin)	0.50
Tanzania	Kenya	2 Digits		
		84	Nuclear Reactors, Boilers, Mchy & Mech Appliance; Parts	40.12
		87	Vehicles O/T Railw/Tranw Rool-Stock, Pts & Accessories	30.53
		27	Mineral Fuels, Oils & Product Of Their Distillation; Etc	28.65
		30	Pharmaceutical Products	22.06
		39	Plastics And Articles Thereof	14.54
		34	Soap, Organic Surface-Active Agents, Washing Prep, Etc	13.66
		25	Salt; Sulphur; Earth & Ston; Plastering Mat; Lime & Cem	12.89
		15	Animal/Veg Fats & Oil & Their Cleavage Products; Etc	12.41
		85	Electrical Mchy Equip Parts Thereof; Sound Recorder Etc	11.52
		72	Iron And Steel	10.82
		28	Inorgn Chem; Comps Of Prec Met, Radioact Elements Etc	9.51
		48	Paper & Paperboard; Art Of Paper Pulp, Paper/Paperboard	7.99
		73	Articles Of Iron And Steel	7.98
		70	Glass And Glassware	7.91
		02	Meat And Edible Meat Offal	7.08
		76	Aluminium And Articles Thereof	6.92
		22	Beverages, Spirits And Vinegar	6.73
		94	Furniture; Bedding, Mattress, Matt Support, Cushion Etc	6.70
		83	Miscellaneous Articles Of Basee Metal	6.59
		17	Sugars And Sugar Confectionery	6.56
		4 Digits		
		2710	Petroleum Oils And Oils Obtained From Bituminous Minerals,Other Than Crude	27.67
		3004	Medicaments Of Mixed Or Unmixed Products, For Retail Sale	13.72
		8411	Turbo-Jets, Turbo-Propellers And Other Gas Turbines	10.64
		3923	Articles For Conveyance Or Packing Of Goods, Of Plastics	10.37
		3401	Soap; Organic Surface-Active Products In Bars, Etc; Paper With Soap,Etc	8.82
		8701	Tractors (Excl. Tractors Of 87.09)	8.68
		8471	Automatic Data Processing Machines...; Magnetic Readers..., Nes	8.54
		2523	Portland Cement, Aluminous Cement, Persulphate Cement, Etc	7.87

Table 5b (Ctd): Intra-EAC Trade of the Major twenty imports, 2011 (Values in US\$ million)

Partner state	Ctry of Origin	HS level	Description of Goods	CIF Values
		3003	Medicaments With >=2 Constituents Mixed Together, Not For Retail Sale	7.65
		8716	Trailers And Semi-Trailers; Other Vehicles, Not Mechanically Propelled	7.44
		7010	Carboys, Bottles, Flasks... Ampoules, Etc; Stoppers, Lids..., Of Glass	7.26
		1704	Sugar Confectionery (Incl. White Chocolate), Not Containing Cocoa	6.16
		8309	Stoppers, Caps And Lids, Capsules For Bottles... Of Base Metal	5.98
		1517	Margarine; Edible Preparations Of Animal Or Vegetable Fats Or Oils, Nes	5.37
		8431	Parts Suitable For Use With The Machinery Of 84.25 To 84.30	5.23
		8507	Electric Accumulators (Incl. Separators Therefor)	4.99
		7615	Table, Kitchen, Household And Sanitary Articles... Of Aluminium	4.91
		8702	Public-Transport Type Passenger Motor Vehicles	4.91
		2501	Salt/Pure Sodium Chloride Whether Or Not Cont Ant-Caking Agents;Seawater	4.90
		3808	Insecticides, Rodenticides... And Similar Products, For Retail Sale	4.72
	Uganda	2 Digits		
		85	Electrical Mchy Equip Parts Thereof; Sound Recorder Etc	7.06
		63	Other Made Up Textile Articles; Sets; Worn Clothing Etc	4.15
		15	Animal/Veg Fats & Oil & Their Cleavage Products; Etc	3.58
		84	Nuclear Reactors, Boilers, Mchy & Mech Appliance; Parts	3.57
		64	Footwear, Gaiters And The Like; Parts Of Such Articles	1.87
		34	Soap, Organic Surface-Active Agents, Washing Prep, Etc	1.81
		87	Vehicles O/T Railw/Tranw Rool-Stock, Pts & Accessories	1.66
		62	Art Of Apparel & Clothing Access, Not Knitted/Crocheted	1.51
		24	Tobacco And Manufactured Tobacco Substitutes	1.38
		48	Paper & Paperboard; Art Of Paper Pulp, Paper/Paperboard	1.25
		12	Oil Seed, Oleagi Fruits; Miscell Grain, Seed, Fruit Etc	1.02
		27	Mineral Fuels, Oils & Product Of Their Distillation; Etc	0.89
		17	Sugars And Sugar Confectionery	0.89
		33	Essential Oils & Resinoids; Perf, Cosmetic/Toilet Prep	0.81
		61	Art Of Apparel & Clothing Access, Knitted Or Crocheted	0.65
		11	Prod Mill Indust; Malt; Starches; Insulin; Wheat Gluten	0.57
		23	Residues & Waste From The Food Indust; Prepr Ani Fodder	0.50
		04	Dairy Prod; Birds' Eggs; Natural Honey; Edible Prod Nes	0.47
		72	Iron And Steel	0.40
		90	Optical, Photo, Cine, Meas, Checking, Precision, Etc	0.35
		4 Digits		
		8502	Electric Generating Sets And Rotary Converters	5.28
		6304	Other Furnishing Articles, Nes (Excl. Of 94.04)	1.97
		6402	Other Footwear With Outer Soles And Uppers Of Rubber Or Plastics	1.86
		3401	Soap; Organic Surface-Active Products In Bars, Etc; Paper With Soap,Etc	1.75
		1511	Palm Oil And Its Fractions Wheather Or Not Refined Not Chemically Modified	1.60
		2401	Unmanufactured Tobacco; Tobacco Refuse	1.38
		6302	Bed Linen, Table Linen, Toilet Linen And Kitchen Linen	1.37
		1512	Sunflower-Seed, Safflower Or Cotton-Seed Oil And Their Fractions	1.35
		1207	Other Oil Seeds And Oleaginous Fruits	1.02
		8474	Machinery For Sorting..., Agglomerating... Earth, Stone, Ores, Etc	0.97
		6209	Bables' Garments And Clothing Accessories	0.93
		4818	Toilet Paper..., Bed Sheets, Etc, Articles Of Clothing, Of Paper...	0.86

Table 5b (Ctd): Intra-EAC Trade of the Major twenty imports, 2011 (Values in US\$ million)

Partner state	Ctry of Origin	HS level	Description of Goods	CIF Values	
	Burundi	1701	Cane Or Beet Sugar And Chemically Pure Sucrose, In Solid Form	0.85	
		8704	Motor Vehicles For The Transport Of Goods	0.81	
		6306	Tarpaulins, Etc; Tents; Sails; Camping Equipment	0.73	
		8429	Self-Propelled Bulldozers, Angledozer, Graders, Levellers, Etc	0.72	
		8504	Electrical Transformers, Static Converters And Inductors	0.65	
		1516	Animal Or Vegetable Fats And Oils And Fractions, Hydrogenated, Etc	0.64	
		2710	Petroleum Oils And Oils Obtained From Bituminous Minerals, Other Than Crude	0.63	
		6205	Men'S Or Boys' Shirts	0.58	
		2 Digits			
		84	Nuclear Reactors, Boilers, Mchy & Mech Appliance; Parts	0.43	
		87	Vehicles O/T Railw/Tranw Rool-Stock, Pts & Accessories	0.17	
		72	Iron And Steel	0.12	
		85	Electrical Mchy Equip Parts Thereof; Sound Recorder Etc	0.02	
		11	Prod Mill Indust; Malt; Starches; Insulin; Wheat Gluten	0.02	
		39	Plastics And Articles Thereof	0.01	
		24	Tobacco And Manufactured Tobacco Substitutes	0.00	
		94	Furniture; Bedding, Mattress, Matt Support, Cushion Etc	0.00	
		49	Printed Books, Newspapers, Pictures & Other Product Etc	0.00	
		70	Glass And Glassware	0.00	
		52	Cotton	0.00	
		86	Railw/Tramw Locom, Rolling-Stock & Parts Thereof; Etc	0.00	
		83	Miscellaneous Articles Of Basee Metal	0.00	
		62	Art Of Apparel & Clothing Access, Not Knitted/Crocheted	0.00	
		61	Art Of Apparel & Clothing Access, Knitted Or Crocheted	0.00	
		44	Wood And Articles Of Wood; Wood Charcoal	0.00	
		95	Toys, Games & Sports Requisites; Parts & Access Thereof	0.00	
		73	Articles Of Iron And Steel	0.00	
		42	Articles Of Leather; Saddlery/Harness; Travel Goods Etc	0.00	
		4 Digits			
		8429	Self-Propelled Bulldozers, Angledozer, Graders, Levellers, Etc	0.42	
		7204	Ferrous Waste And Scrap; Remelting Scrap Ingots Of Iron Or Steel	0.09	
		8703	Motor Cars And Other Motor Vehicles For The Transport Of Persons	0.07	
		8704	Motor Vehicles For The Transport Of Goods	0.07	
	7215	Other Bars And Rods Of Iron Or Non-Alloy Steel	0.04		
	8701	Tractors (Excl. Tractors Of 87.09)	0.03		
	8502	Electric Generating Sets And Rotary Converters	0.02		
	1102	Cereal Flours, (Excl. Wheat Or Meslin)	0.02		
	3917	Tubes, Pipes And Hoses, And Fittings Therefor, Of Plastics	0.01		
	2402	Cigars, Cigarillos, Cigarettes, Etc, Of Tobacco Or Tobacco Substitutes	0.00		
	8474	Machinery For Sorting..., Agglomerating... Earth, Stone, Ores, Etc	0.00		
	8711	Motocycles (Incl. Mopeds) And Cycles Fitted With An Auxiliary Motor	0.00		
	8414	Air/Vacuum Pumps, Air/Gas Compressors And Fans;Hoods With A Fan	0.00		
	9403	Other Furniture And Parts Thereof	0.00		
	4901	Printed Books, Brochures, Leaflets And Similar Printed Matter	0.00		
	8430	Earth Moving... Machinery, Nes; Pile-Drvers/Extractors; Snow-Ploughs	0.00		
	8501	Electric Motors And Generators (Excl. Generating Sets)	0.00		
	8413	Pumps For Liquids; Liquid Elevators	0.00		
	7013	Glassware Used For Table, Kitchen, Toilet, Office..., Nes	0.00		
	8422	Dish Washing Machines; Machinery For Cleaning..., Filling..., Aerating	0.00		

Table 5b (Ctd): Intra-EAC Trade of the Major twenty imports, 2011 (Values in US\$ million)

Partner state	Ctry of Origin	HS level	Description of Goods	CIF Values
	Rwanda	2 Digits		
		84	Nuclear Reactors, Boilers, Mchy & Mech Appliance; Parts	0.45
		07	Edible Vegetables And Certain Roots And Tubers	0.31
		73	Articles Of Iron And Steel	0.30
		31	Fertilisers	0.16
		87	Vehicles O/T Railw/Tranw Rool-Stock, Pts & Accessories	0.09
		85	Electrical Mchy Equip Parts Thereof; Sound Recorder Etc	0.04
		45	Cork And Articles Of Cork	0.04
		52	Cotton	0.03
		94	Furniture; Bedding, Mattress, Matt Support, Cushion Etc	0.03
		20	Prep Of Vegetable, Fruit, Nuts Or Other Parts Of Plants	0.02
		22	Beverages, Spirits And Vinegar	0.02
		39	Plastics And Articles Thereof	0.02
		82	Tool, Implement, Cutlery, Spoon & Fork, Of Base Met Etc	0.01
		83	Miscellaneous Articles Of Basee Metal	0.01
		62	Art Of Apparel & Clothing Access, Not Knitted/Crocheted	0.01
		47	Pulp Of Wood/Of Other Fibrous Cellulosic Mat; Waste Etc	0.01
		96	Miscellaneous Manufactured Articles	0.01
		38	Miscellaneous Chemical Products	0.01
		72	Iron And Steel	0.01
		69	Ceramic Products	0.00
		4 Digits		
		8426	Derricks; Cranes; Mobile Lifting Frames... Trucks Fitted With A Crane	0.32
		7308	Iron/Steel Structures And Parts Thereof; Plates, Rods... Therefor	0.30
		0701	Potatoes, Fresh Or Chilled	0.27
		3105	Mineral Or Chemical Fertilizers, Nes; Other Fertilizers; Goods =<10Kg	0.17
		8703	Motor Cars And Other Motor Vehicles For The Transport Of Persons	0.07
		8429	Self-Propelled Bulldozers, Angledozers, Graders, Levellers, Etc	0.06
		8430	Earth Moving... Machinery, Nes; Pile-Drvrs/Extractors; Snow-Ploughs	0.04
		4503	Articles Of Natural Cork	0.04
		0710	Vegetables, Frozen	0.03
		5208	Woven Fabrics Of Cotton, With >=85% Cotton, But <200G/M2	0.03
		2009	Fruit Juices (Incl. Grape Must) And Vegetable Juices, Unfermented	0.02
		8501	Electric Motors And Generators (Excl. Generating Sets)	0.02
		9404	Mattress Supports; Articles Of Bedding, Sprung, Stuffed, Etc	0.01
		8517	Electrical Apparatus For Line Telephony Or Line Telegraphy	0.01
		2202	Waters (Incl. Mineral And Aerated), With Added Sugar...(Incl. Sweetened)	0.01
		8459	Machine-Tools For Drilling, Boring, Milling... By Removing Metal	0.01
		8302	Base Metal Mountings, Fittings...; Hat-Racks...; Door Closers	0.01
		3902	Polymers Of Propylene Or Of Other Olefins, In Primary Forms	0.01
		8414	Air/Vacuum Pumps, Air/Gas Compressors And Fans;Hoods With A Fan	0.01
		4707	Waste And Scrap Of Paper Or Paperboard	0.01

Table 5c: Intra-EAC Trade of the Major twenty imports, 2011 compared to 2010 (Values in US\$ million)

Partner state	Ctry of Origin	HS level	Description of Goods	2010	2011	% change
Uganda	Kenya	2 digits				
		25	Salt; Sulphur; Earth & Ston; Plastering Mat; Lime & Cem	90.22	105.91	17.39
		27	Mineral Fuels, Oils & Product Of Their Distillation; Etc	61.72	93.08	50.82
		72	Iron And Steel	30.66	53.04	73.01
		22	Beverages, Spirits And Vinegar	30.84	42.04	36.31
		39	Plastics And Articles Thereof	25.74	38.46	49.44
		30	Pharmaceutical Products	25.35	26.70	5.31
		48	Paper & Paperboard; Art Of Paper Pulp, Paper/Paperboard	18.10	26.42	46.00
		34	Soap, Organic Surface-Active Agents, Washing Prep, Etc	16.77	20.93	24.79
		87	Vehicles O/T Railw/Tramw Roll-Stock, Pts & Accessories	17.77	20.35	14.54
		84	Nuclear Reactors, Boilers, Mchy & Mech Appliance; Parts	20.96	15.51	(26.01)
		15	Animal/Veg Fats & Oils & Their Cleavage Products; Etc	13.07	13.65	4.38
		17	Sugars And Sugar Confectionery	10.29	12.80	24.39
		24	Tobacco And Manufactured Tobacco Substitutes	11.07	12.76	15.25
		73	Articles of iron or steel.	9.17	12.51	36.48
		31	Fertilisers	7.88	12.32	56.42
		85	Electrical Mchy Equip Parts Thereof; Sound Recorder Etc	10.35	11.62	12.31
		76	Aluminium and articles thereof.	7.55	10.31	36.45
		28	Inorgn Chem; Comps Of Prec Met, Radioact Elements Etc	10.61	9.72	(8.44)
		70	Glass And Glassware	7.31	9.26	26.59
		21	Miscellaneous edible preparations.	6.76	9.20	36.14
		4 digits				
		2523	Portland Cement, Aluminous Cement, Slag Cement, Supersulphate Cement and similar Hydraulic Cements; whether or not Coloured or in the form of Clinkers	69.99	81.78	16.85
		2710	Petroleum Oils, Oils from Bituminous Minerals, not Crude; preparations n.e.s. containing 70% or more of Petroleum Oils, Oils from Bituminous Minerals; these being the Basic Constituents of the preparations	47.82	75.24	57.31
		7209	Iron or Non-alloy Steel; Flat-rolled Products, Width of 600mm or more, Cold- Rolled (cold-reduced), not Clad, Plated or Coated	9.96	28.71	188.21
		2203	Beer made from Malt	16.60	20.62	24.25
		3004	Medicaments; (not Goods of Heading No. 3002, 3005 or 3006) Consisting of Mixed or Unmixed Products for Therapeutic or Prophylactic use, put up in Measured Doses or in forms or Packings for Retail Sale	18.63	20.40	9.53
		2501	Salt (including Table Salt and Denatured Salt); Pure Sodium Chloride whether or not in Aqueous Solution; Sea Water	16.72	19.24	15.07

Table 5c (Ctd): Intra-EAC Trade of the Major twenty imports, 2011 compared to 2010(Values in US\$ million)

Partner state	Ctry of Origin	HS level	Description of Goods	2010	2011	% change
		3923	Plastic articles for the Conveyance or Packing of Goods; Iron or Non-alloy Steel; Flat-rolled Products, Width of	9.80	17.77	81.29
		7210	600mm or more, Clad, Plated or Coated	14.78	17.33	17.27
		2207	Ethyl Alcohol, Undenatured; of an Alcoholic Strength by Volume of 80% Vol. or Higher; Ethyl Alcohol and other Spirits, Denatured, of any Strength	9.55	16.39	71.69
		2402	Cigars, Cheroots, Cigarillos and Cigarettes; of Tobacco or of Tobacco Substitutes	10.83	12.75	17.70
		1704	Sugar Confectionery (including White Chocolate), not containing Cocoa	8.05	10.72	33.05
		3402	Organic Surface-active Agents (not Soap); Surface-active, Washing (including Auxiliary Washing) and Cleaning preparations, containing Soap or not, excluding those of Heading No. 3401	8.58	10.56	23.11
		4819	Cartons, Boxes, Cases, Bags and the like, of Paper, Paperboard, Cellulose Wadding or Fibres; Box Files, Letter Trays and the like, of Paper or Paperboard, of a kind used in Offices, Shops or the like	11.20	10.42	(6.99)
		2716	Electrical Energy	6.17	8.78	42.31
		8716	Trailers and Semi-trailers; other Vehicles, not Mechanically Propelled; Parts thereof	5.33	8.61	61.58
		7010	Carboys, Bottles, Flasks, Jars, Pots, Phials, Ampoules, Containers of Glass of a kind used for the Conveyance or Packing of Goods; Preserving Jars of Glass; Stoppers, Lids and other Closures of Glass	6.60	8.44	27.84
		4811	Paper, Paperboard, Cellulose Wadding and Webs of Cellulose Fibres, Coated, Impreg- Nated, Covered, Surface-coloured, Decorated or Printed, Rolls or Sheets, Excl. Goods of Heading No. 4803, 4809, 4810 and 4818	1.12	8.07	619.96
		3401	Soap; Organic Surface-active Products, preparations for use as Soap; Bars, Cakes, Moulded Pieces Etc., not containing Soap; Paper, Wadding Felt, Non-wovens, Impregnat- Ed, Coated, Covered with Soap or Detergent	6.32	7.66	21.26
		1517	Margarine; Edible Mixtures or preparations of Animal or Vegetable Fats or Oils or of Fractions of Different Fats or Oils of this Chapter, other than Edible Fats or Oils of Heading No. 1516	5.06	7.35	45.25
		3105	Fertilizers; Mineral, Chemical, containing 2 or 3 of the Elements Nitrogen, Phosphorus, Potassium; other Fertilisers; Goods of Chapter 31 in Tablets or Packages of Gross Weight not exceeding 10 Kg	5.19	6.98	34.45
	Tanzania	2 digits				
		10	Cereals	7.94	8.68	9.23
		39	Plastics And Articles Thereof	1.45	3.19	120.35
		48	Paper & Paperboard; Art Of Paper Pulp, Paper/Paperboard	1.65	2.99	80.86
		84	Nuclear Reactors, Boilers, Mchy & Mech Appliance; Parts	2.80	2.81	0.60
		85	Electrical Mchy Equip Parts Thereof; Sound Recorder Etc	2.19	2.73	24.57
		27	Mineral Fuels, Oils & Product Of Their Distillation; Etc	11.96	2.72	(77.23)
		22	Beverages, Spirits And Vinegar	3.36	2.03	(39.60)
		72	Iron And Steel	2.15	1.68	(21.57)
		70	Glass And Glassware	1.04	1.62	56.44

Table 5c (Ctd): Intra-EAC Trade of the Major twenty imports, 2011 compared to 2010(Values in US\$ million)

Partner state	Ctry of Origin	HS level	Description of Goods	2010	2011	% change
		63	Other Made Up Textile Articles; Sets; Worn Clothing Etc	12.20	1.47	(87.92)
		31	Fertilisers	0.74	1.02	37.05
		12	Oil Seed, Oleagi Fruits; Miscell Grain, Seed, Fruit Etc	1.39	0.80	(42.52)
		07	Edible Vegetables And Certain Roots And Tubers	0.17	0.63	282.79
		03	Fish & Crustacean, Mollusc & Other Aquatic Invertebrate	0.50	0.59	18.19
		23	Residues and waste from the food industries; prepa	0.40	0.53	34.77
		17	Sugars And Sugar Confectionery	1.33	0.49	(62.82)
		15	Animal/Veg Fats & Oils & Their Cleavage Products; Etc	0.15	0.47	204.86
		52	Cotton.	0.04	0.42	905.17
		87	Vehicles O/T Railw/Tramw Roll-Stock, Pts & Accessories	0.56	0.42	(24.81)
		56	Wadding, Felt & Nonwoven; Yarns; Twine, Cordage, Etc	0.56	0.42	(24.79)
		4 digits				
		1006	Rice	7.18	8.22	14.50
		8504	Electric Transformers, Static Converters (e.g. Rectifiers) and Inductors	1.39	2.14	54.38
		4819	Cartons, Boxes, Cases, Bags and the like, of Paper, Paperboard, Cellulose Wadding or Fibres; Box Files, Letter Trays and the like, of Paper or Paperboard, of a kind used in Offices, Shops or the like	0.00	1.81	4,115,636.36
		2207	Ethyl Alcohol, Undenatured; of an Alcoholic Strength by Volume of 80% Vol. or Higher; Ethyl Alcohol and other Spirits, Denatured, of any Strength	-	1.70	-
		2710	Petroleum Oils, Oils from Bituminous Minerals, not Crude; preparations n.e.s. containing 70% or more of Petroleum Oils, Oils from Bituminous Minerals; these being the Basic Constituents of the preparations	11.67	1.67	(85.73)
		3920	Plastic Plates, Sheets, Film, Foil and Strip; Non-cellular and not Reinforced, Laminated, Supported or similarly Combined with other Materials, n.e.s. in Chapter 39	0.63	1.65	161.18
		7010	Carboys, Bottles, Flasks, Jars, Pots, Phials, Ampoules, Containers of Glass of a kind used for the Conveyance or Packing of Goods; Preserving Jars of Glass; Stoppers, Lids and other Closures of Glass	1.04	1.61	54.95
		7210	Iron or Non-alloy Steel; Flat-rolled Products, Width of 600mm or more, Clad, Plated or Coated	1.60	1.32	(17.33)
		8474	Machinery for Sorting, Screening, Separating, Washing, Crushing, Grinding, Mixing or Kneading Earth, Stone, Ores in Solid form, Shaping, Moulding Machinery for Solid Mineral Fuels	-	1.04	-
		2711	Petroleum Gases and other Gaseous Hydrocarbons	0.29	0.99	244.27
		3923	Plastic articles for the Conveyance or Packing of Goods; Sacks and Bags, of a kind used for the Packing of Goods	0.41	0.95	130.12
		6305	Kraft Paper and Paperboard, Uncoated, in Rolls or Sheets, other than that of Heading No. 4802 or 4803	0.79	0.93	17.81
		4804		1.38	0.89	(35.07)
		3103	Fertilizers; Mineral or Chemical, Phosphatic	0.03	0.64	2,297.38

Table 5c (Ctd): Intra-EAC Trade of the Major twenty imports, 2011 compared to 2010(Values in US\$ million)

Partner state	Ctry of Origin	HS level	Description of Goods	2010	2011	% change
		0713	Vegetables, Dried, Leguminous; Shelled, whether or not Skinned or Split	0.06	0.55	845.47
		2306	Oil-cake and other Solid Residues; whether or not Ground or in the form of Pellets, Resulting from the Extraction of Vegetable Fats or Oils other than those of Heading No. 2304 or 2305	0.40	0.53	32.40
		0305	Fish; Dried, Salted or in Brine, Smoked Fish, whether or not cooked Before or During the Smoking Process, Fish Meal Fit for Human Consumption	0.33	0.51	56.51
		8455	Metal-rolling Mills and Rolls Therefor	0.04	0.50	1,264.89
		6304	Furnishing articles; excluding those of Heading No. 9404	11.20	0.46	(95.85)
		1701	Cane or Beet Sugar and Chemically Pure Sucrose, in Solid form	1.27	0.44	(65.42)
	Rwanda	2 digits				
		72	Iron And Steel	4.12	3.63	(11.99)
		09	Coffee, Tea, Mate And Spices	1.46	1.50	2.97
		84	Nuclear Reactors, Boilers, Mchy & Mech Appliance; Parts	0.22	0.72	224.93
		55	Man-Made Staple Fibres	0.07	0.42	492.46
		27	Mineral Fuels, Oils & Product Of Their Distillation; Etc	0.35	0.36	2.46
		41	Raw Hides And Skins (Other Than Furskins) And Leather	0.00	0.24	9,982.48
		44	Wood And Articles Of Wood; Wood Charcoal	0.13	0.20	58.70
		73	Articles Of Iron Or Steel	0.17	0.18	6.70
		07	Edible Vegetables And Certain Roots And Tubers	0.13	0.13	4.38
		85	Electrical Mchy Equip Parts Thereof; Sound Recorder Etc	0.02	0.08	287.05
		33	Essential Oils & Resinoids; Perf, Cosmetic/Toilet Prep	0.03	0.06	93.17
		22	Beverages, Spirits And Vinegar	0.02	0.05	190.45
		76	Aluminium And Articles Thereof	0.06	0.05	(24.81)
		20	Prep Of Vegetable, Fruit, Nuts Or Other Parts Of Plants	0.02	0.04	120.74
		87	Vehicles O/T Railw/Tramw Roll-Stock, Pts & Accessories	0.02	0.04	76.92
		34	Soap, Organic Surface-Active Agents, Washing Prep, Etc	0.00	0.02	1,112.46
		10	Cereals	0.07	0.02	(68.34)
		30	Pharmaceutical Products	0.07	0.02	(70.71)
		63	Other Made Up Textile Articles; Sets; Worn Clothing Etc	0.04	0.02	(42.94)
		39	Plastics And Articles Thereof	0.04	0.02	(50.88)
		7204	Ferrous Waste And Scrap; Remelting Scrap Ingots Of Iron Or Steel	4.12	3.34	(18.93)
		0901	Coffee; Coffee Husks And Skins; Coffee Substitutes Containing Coffee	1.46	1.49	2.18
		8438	Machinery, Nes, For The Industrial Preparation Of Food			-

Table 5c (Ctd): Intra-EAC Trade of the Major twenty imports, 2011 compared to 2010(Values in US\$ million)

Partner state	Ctry of Origin	HS level	Description of Goods	2010	2011	% change
			Or Drink	-	0.44	
		5513	Woven Fabrics, <85% Synthetic Staple Fibres, With Cotton, =<170G/M2	0.07	0.42	492.46
		2716	Electrical Energy	0.25	0.24	(0.65)
		4101	Raw Hides And Skins Of Bovine Or Equine Animals, Not Tanned	0.00	0.23	9,890.18
		7214	Iron/Steel Bars And Rods, Forged, Etc (Incl. Twisted), Uncoiled	-	0.23	-
		8429	Self-Propelled Bulldozers, Angledozer, Graders, Levellers, Etc	-	0.21	-
		4413	Densified Wood, In Blocks, Plates, Strips Or Profile Shapes	0.01	0.19	1,820.57
		7308	Iron/Steel Structures And Parts Thereof; Plates, Rods... Therefor	0.16	0.16	(2.64)
		0713	Dried Leguminous Vegetables, Shelled	0.13	0.13	4.41
		2710	Petroleum Oils, Etc, (Excl. Crude); Preparations Thereof, Nes	0.10	0.06	(36.89)
		7210	Rolled Iron Or Non-Alloy Steel, >=600Mm Wide, Clad, Plated Or Coated	-	0.05	-
		2203	Beer Made From Malt	0.01	0.05	468.34
		3304	Beauty, Make-Up, Skin-Care (Incl. Suntan), Manicure... Preparations	0.02	0.05	97.56
		2711	Petroleum Gases And Other Gaseous Hydrocarbons	-	0.05	-
		2009	Fruit Juices (Incl. Grape Must) And Vegetable Juices, Unfermented	0.02	0.04	155.49
		7602	Aluminium Waste And Scrap	0.03	0.04	40.93
		8517	Electrical Apparatus For Line Telephony Or Line Telegraphy	0.01	0.04	611.33
		3401	Soap; Organic Surface-Active Products In Bars, Etc; Paper With Soap,Etc	0.00	0.02	2,494.41
	Burundi	2 digits				
		09	Coffee, Tea, Mate And Spices	0.09	0.86	822.31
		72	Iron And Steel	0.78	0.65	(16.55)
		84	Nuclear Reactors, Boilers, Mchy & Mech Appliance; Parts	0.10	0.34	225.56
		41	Raw Hides And Skins (Other Than Furskins) And Leather	0.01	0.09	1,606.41
		01	Live Animals	0.00	0.06	12,148.89
		87	Vehicles O/T Railw/Tramw Roll-Stock, Pts & Accessories	0.00	0.05	52,427.69
		10	Cereals	-	0.05	-
		92	Musical Instruments; Parts And Access Of Such Articles	-	0.03	-
		85	Electrical Mchy Equip Parts Thereof; Sound Recorder Etc	0.01	0.02	72.46
		70	Glass And Glassware	0.01	0.02	203.38
		94	Furniture; Bedding, Mattress, Matt Support, Cushion Etc	0.00	0.01	136,000.00
		22	Beverages, Spirits And Vinegar	0.02	0.01	(30.92)
		44	Wood And Articles Of Wood; Wood Charcoal	0.01	0.00	(72.26)

Table 5c (Ctd): Intra-EAC Trade of the Major twenty imports, 2011 compared to 2010(Values in US\$ million)

Partner state	Ctry of Origin	HS level	Description of Goods	2010	2011	% change
		19	Prep Of Cereal, Flour, Starch/Milk; Pastrycooks' Prod	-	0.00	-
		08	Edible Fruit And Nuts; Peel Of Citrus Fruit Or Melons	0.00	0.00	(55.52)
		05	Products Of Animal Origin, Nes Or Included.	0.00	0.00	70.68
		21	Miscellaneous Edible Preparations	-	0.00	-
		0901	Coffee; Coffee Husks And Skins; Coffee Substitutes Containing Coffee	0.09	0.86	822.31
		7204	Ferrous Waste And Scrap; Remelting Scrap Ingots Of Iron Or Steel	0.78	0.65	(16.55)
		8429	Self-Propelled Bulldozers, Angledozer, Graders, Levellers, Etc	-	0.31	-
		4101	Raw Hides And Skins Of Bovine Or Equine Animals, Not Tanned	0.01	0.09	1,606.41
		0102	Live Bovine Animals	0.00	0.06	12,148.89
		8704	Motor Vehicles For The Transport Of Goods	-	0.05	-
		1005	Maize(Corn)	-	0.05	-
		8437	Machines For Cleaning... Seed...; Milling... Machinery	-	0.03	-
		9207	Musical Instruments With Electrically Produced Or Amplified Sound	-	0.03	-
		7010	Carboys, Bottles, Flasks... Ampoules, Etc; Stoppers, Lids..., Of Glass	0.00	0.02	405.55
		9405	Lamps And Lighting Fittings, Nes; Illuminated Signs, Name-Plates, Etc	-	0.01	-
		2203	Beer Made From Malt	0.02	0.01	(30.92)
		8530	Electrical Signalling... Equipment For Railways, Tramways, Roads...	-	0.01	-
		8504	Electrical Transformers, Static Converters And Inductors	-	0.01	-
		8711	Motocycles (Incl. Mopeds) And Cycles Fitted With An Auxiliary Motor	-	0.01	-
		8501	Electric Motors And Generators (Excl. Generating Sets)	-	0.00	-
		4407	Wood Sawn Or Chipped Lengthwise, Sliced Or Peeled, >6Mm Thick	0.01	0.00	(71.10)
		1901	Malt Extract; Food Preparations Of Flour, Etc , Nes	-	0.00	-
		0810	Other Fruit, Fresh, Nes	0.00	0.00	(55.52)
		8438	Machinery, Nes, For The Industrial Preparation Of Food Or Drink	0.00	0.00	(53.13)
Kenya	Uganda	2 digits				
		07	Edible vegetables and certain roots and tubers.	10.27	21.46	108.92
		10	Cereals.	18.93	17.72	-6.39
		04	Dairy produce; birds' eggs; natural honey; edible	9.91	15.17	53.06
		12	Oil seeds and oleaginous fruits; miscellaneous gra	12.62	11.53	-8.61
		24	Tobacco and manufactured tobacco substitutes.	19.50	9.12	-53.26
		23	Residues and waste from the food industries; prepa	4.94	7.02	41.97
		52	Cotton.	3.78	6.08	60.64
		15	Animal or vegetable fats and oils and their cleava	1.83	4.98	171.91
		72	Iron and steel.	1.01	4.61	356.92
		09	Coffee, tea, maté and spices.	2.84	3.09	8.88
		41	Raw hides and skins (other than furskins) and leat	0.79	2.17	175.40
		44	Wood and articles of wood; wood charcoal.	2.33	2.02	-13.35

Table 5c (Ctd): Intra-EAC Trade of the Major twenty imports, 2011 compared to 2010(Values in US\$ million)

Partner state	Ctry of Origin	HS level	Description of Goods	2010	2011	% change
		48	Paper and paperboard; articles of paper pulp, of p	1.31	1.54	17.69
		11	Products of the milling industry; malt; starches;	2.00	1.27	-36.40
		08	Edible fruit and nuts; peel of citrus fruit or mel	0.01	1.23	9923.83
		85	Electrical machinery and equipment and parts there	0.50	1.17	133.36
		76	Aluminium and articles thereof.	0.19	0.94	390.75
		20	Preparations of vegetables, fruit, nuts or other p	0.80	0.67	-15.75
		34	Soap, organic surface-active agents, washing prepa	0.14	0.39	178.72
		94	Furniture; bedding, mattresses, mattress supports,	0.08	0.39	378.06
		4 digits				
		0713	Dried leguminous vegetables, shelled	10.27	18.56	80.69
		1005	Maize(corn)	12.54	11.58	-7.70
		0402	Milk and cream, concentrated or sweetened	4.12	9.74	136.18
		2401	Unmanufactured tobacco; tobacco refuse	19.50	9.11	-53.30
		0401	Milk and cream, not concentrated or sweetened	5.73	5.20	-9.22
		5201	Cotton,not carded or combed	2.83	4.70	65.89
		1008	Buckwheat, millet and canary seed and other cereal	4.26	3.77	-11.36
		7217	Wire of iron or non-alloy steel	0.72	3.53	387.70
		1202	Ground-nuts, not roasted or otherwise cooked	2.00	3.49	74.61
		1201	Soya beans	4.56	3.18	-30.28
		2302	Brans, sharps and other residues, derived from wor	1.34	3.07	129.23
		0902	Tea	2.71	2.93	7.93
		1516	Animal or vegetable fats and oils and fractions, h	1.07	2.49	132.13
		1207	Other oil seeds and oleaginous fruits	6.01	2.39	-60.28
		0708	Leguminous vegetables, shelled or unshelled, fresh	0.00	2.38	482603.94
		1208	Flours and meals of oil seeds or oleaginous fruits	0.01	2.13	19759.27
		1007	Grain sorghum	1.97	1.92	-2.50
		4410	Particle board and similar board of wood or other	2.01	1.70	-15.25
		2304	Oil cake from soya bean oil	1.35	1.69	25.56
		4103	Other raw hides and skins, fresh or preserved, not	0.15	1.48	877.28
	Tanzania	2 digits				
		63	Other made up textile articles; sets; worn clothin	19.53	37.58	92.41
		10	Cereals.	8.78	28.69	226.87
		48	Paper and paperboard; articles of paper pulp, of p	22.73	26.25	15.49
		85	Electrical machinery and equipment and parts there	4.09	9.03	120.94
		07	Edible vegetables and certain roots and tubers.	6.46	7.82	20.92
		73	Articles of iron or steel.	3.51	7.56	115.11
		52	Cotton.	4.26	6.35	49.15
		23	Residues and waste from the food industries; prepa	3.81	5.87	54.05
		12	Oil seeds and oleaginous fruits; miscellaneous gra	2.79	4.28	53.62
		60	Knitted or crocheted fabrics.	3.76	4.27	13.71
		05	Products of animal origin, not elsewhere specified	5.37	4.26	-20.78
		22	Beverages, spirits and vinegar.	4.63	4.18	-9.80
		44	Wood and articles of wood; wood charcoal.	2.43	3.52	44.88
		27	Mineral fuels, mineral oils and products of their	15.05	3.46	-77.01
		88	Aircraft, spacecraft, and parts thereof.	0.00	3.01	65470.47
		26	Ores, slag and ash.	3.03	2.25	-25.63
		11	Products of the milling industry; malt; starches;	0.98	2.13	116.99
		94	Furniture; bedding, mattresses, mattress supports,	0.59	2.03	244.02
		55	Man-made staple fibres.	1.35	1.88	38.95
		39	Plastics and articles thereof.	0.73	1.15	56.81
		4 digits				
		6304	Other furnishing articles, nes (excl. Of 94.04)	18.77	35.85	91.00
		4804	Uncoated kraft paper and paperboard, in rolls or s	19.63	23.55	19.96
		1005	Maize(corn)	0.14	21.14	14957.35
		8504	Electrical transformers, static converters and ind	1.59	8.03	403.82
		7305	Other circular tubes and pipes, diameter >406.4mm,	0.00	5.16	-
		6006	Other knitted or crocheted fabrics.	3.70	4.27	15.25
		0511	Animal products, nes; dead of chapters 1 and 3, un	5.37	4.25	-20.82
		2306	Oil-cake and other solid residues, of vegetable fa	3.64	4.17	14.50
		1006	Rice	6.82	3.97	-41.77
		1208	Flours and meals of oil seeds or oleaginous fruits	2.57	3.68	43.35

Table 5c (Ctd): Intra-EAC Trade of the Major twenty imports, 2011 compared to 2010 (Values in US\$ million)

Partner state	Ctry of Origin	HS level	Description of Goods	2010	2011	% change
		0713	Dried leguminous vegetables, shelled	3.22	3.02	-6.30
		8802	Other aircraft (eg helicopters, aeroplanes); space	0.00	2.94	-
		0708	Leguminous vegetables, shelled or unshelled, fresh	2.11	2.76	30.44
		2203	Beer made from malt	0.60	2.65	338.40
		5205	Cotton yarn, with >=85% cotton, not put up for ret	1.91	2.42	26.61
		4821	Paper or paperboard labels of all kinds, whether o	2.33	2.29	-1.46
		2606	Aluminium ores	3.03	2.25	-25.63
		1007	Grain sorghum	0.92	2.13	130.51
		2711	Petroleum gases and other gaseous hydrocarbons	2.08	2.08	-0.02
		5516	Woven fabrics of artificial staple fibres	1.34	1.88	39.76
	Rwanda	2 digits				
		41	Raw hides and skins (other than furskins) and leat	3.77	3.51	-7.14
		09	Coffee, tea, maté and spices.	0.22	0.79	250.50
		72	Iron and steel.	0.00	0.28	-
		63	Other made up textile articles; sets; worn clothin	0.01	0.07	558.85
		25	Salt; sulphur; earths and stone; plastering materi	0.00	0.06	-
		85	Electrical machinery and equipment and parts there	0.11	0.02	-83.12
		62	Articles of apparel and clothing accessories, not	0.00	0.01	-
		84	Nuclear reactors, boilers, machinery and mechanica	0.01	0.01	28.92
		87	Vehicles other than railway or tramway rolling-sto	0.00	0.00	-
		90	Optical, photographic, cinematographic, measuring,	0.02	0.00	-87.62
		71	Natural or cultured pearls, precious or semi-preci	0.00	0.00	-58.83
		42	Articles of leather; saddlery and harness; travel	0.00	0.00	-0.02
		82	Tools, implements, cutlery, spoons and forks, of b	0.00	0.00	-
		40	Rubber and articles thereof.	0.00	0.00	-
		49	Printed books, newspapers, pictures and other prod	0.00	0.00	-
		56	Wadding, felt and nonwovens; special yarns; twine,	0.00	0.00	-
		64	Footwear, gaiters and the like; parts of such arti	0.00	0.00	-
		39	Plastics and articles thereof.	0.00	0.00	-92.51
		61	Articles of apparel and clothing accessories, knit	0.02	0.00	-99.88
		59	Impregnated, coated, covered or laminated textile	0.00	0.00	-
		4 digits				
		4103	Other raw hides and skins, fresh or preserved, not	2.68	1.80	-32.78
		4101	Raw hides and skins of bovine or equine animals, n	1.09	1.65	50.74
		0901	Coffee; coffee husks and skins; coffee substitutes	0.00	0.40	-
		0902	Tea	0.22	0.39	71.75
		7214	Iron/steel bars and rods, forged, etc (incl. Twist	0.00	0.28	-
		6309	Worn clothing	0.00	0.07	1424.97
		2506	Quartz; quartzite	0.00	0.06	-
		4106	Goat or kid skin leather, without hair on	0.00	0.05	-
		8517	Electrical apparatus for line telephony or line te	0.00	0.01	-
		4105	Sheep or lamb skin leather, without wool on	0.00	0.01	-
		8501	Electric motors and generators (excl. Generating s	0.00	0.01	-
		8471	Automatic data processing machines...; magnetic re	0.00	0.00	643.58
		6204	Women's or girls' suits, ensembles, jackets, dress	0.00	0.00	-
		6202	Woman's or girls' overcoats, and similar articles	0.00	0.00	-
		8708	Parts and accessories of the motor vehicles of 87.	0.00	0.00	-
		8543	Electrical machines and apparatus, having individu	0.00	0.00	-
		7113	Articles of jewellery of precious metal or clad wi	0.00	0.00	-58.83
		9031	Measuring or checking instruments, appliances and	0.00	0.00	-
		8528	Television receivers (incl. Video monitors and vid	0.00	0.00	-
		6206	Women's or girls' blouses, shirts and shirt-blouse	0.00	0.00	-
	Burundi	2 digits				
		41	Raw hides and skins (other than furskins) and leat	1.20	3.74	212.98
		09	Coffee, tea, maté and spices.	0.63	1.53	143.44
		84	Nuclear reactors, boilers, machinery and mechanica	0.00	0.01	-
		33	Essential oils and resinoids; perfumery, cosmetic	0.00	0.00	-
		63	Other made up textile articles; sets; worn clothin	0.00	0.00	-76.27
		4 digits				
		4103	Other raw hides and skins, fresh or preserved, not	0.58	2.39	314.39
		4101	Raw hides and skins of bovine or equine animals, n	0.62	1.35	118.08

Table 5c (Ctd): Intra-EAC Trade of the Major twenty imports, 2011 compared to 2010(Values in US\$ million)

Partner state	Ctry of Origin	HS level	Description of Goods	2010	2011	% change
		0901	Coffee; coffee husks and skins; coffee substitutes	0.55	1.29	134.94
		0902	Tea	0.08	0.24	203.92
		8402	Steam... Boilers (excl. Central heating...); super	0.00	0.01	-
		8433	Harvesting... Machinery; grass/hay mowers; machine	0.00	0.00	-
		3302	Mixtures of odoriferous substances used as raw mat	0.00	0.00	-
		8471	Automatic data processing machines...; magnetic re	0.00	0.00	-
		6309	Worn clothing	0.00	0.00	-76.27
Rwanda	Kenya	2 digits				
		72	Iron and steel	8.37	14.93	78.38
		15	Animal or vegetable fats and oils and their cleavage products;prepared edible fats;animal or vegetable waxes	12.75	10.73	-15.87
		27	Mineral fuels, mineral oils and products of their distillation;bituminous substances; mineral waxes	26.37	9.46	-64.11
		39	Plastics and articles thereof	8.27	7.14	-13.70
		48	Paper and paperboard; articles of paper pulp,of paper or of paperboard	4.93	6.54	32.71
		85	Electrical machinery and equipment and parts thereof;sound recorders and reproducers,television image and sound recorders and reproducers, andparts and accessories of such articles	7.24	6.26	-13.53
		49	Printed books, newspapers, pictures and other products of the printing industry; manuscripts, typescripts and plans	2.94	5.39	83.09
		25	Salt; sulphur; earths and stone;plastering materials, lime and cement	4.25	4.33	1.88
		64	Footwear, gaiters and the like; parts of such articles	3.85	4.26	10.64
		17	Sugars and sugar confectionery	3.03	4.12	35.72
		24	Tobacco and manufactured tobacco substitutes	3.66	4.11	12.24
		84	Nuclear reactors, boilers, machineryand mechanical appliances; parts thereof	4.41	3.68	-16.55
		73	Articles of iron or steel	2.64	3.56	34.82
		30	Pharmaceutical products	3.04	3.24	6.63
		34	Soap, organic surface-active agents, washing preparations,lubricating preparations, artificial waxes, prepared waxes,polishing or scouring preparations, candles and similar articles,modeling pastes,	2.96	3.22	8.54
		90	Optical, photographic,cinematographic, measuring, checking,precision, medical or surgical instrumentsand apparatus; parts and accessories thereof	0.97	1.87	94.06
		94	Furniture; bedding, mattresses, mattress supports,cushions and similar stuffed furnishings; lamps andlighting fittings, not elsewhere specified or included;illuminated signs, illuminated name-plates and the lik	1.28	1.83	43.72
		32	Tanning or dyeing extracts; tannins and their derivatives; dyes,pigments and other colouring matter;paints and varnishes; putty and other mastics; inks	0.92	1.72	86.20
		28	Inorganic chemicals; organic or inorganic compounds of precious metals, of rare-earth metals,of radioactive elements or of isotopes	1.76	1.67	-4.81
		76	Aluminium and articles thereof	1.95	1.65	-15.29
		4 digits				
		2710	Petroleum oils and oils obtained from bituminous minerals, other than crude; preparation	25.80	8.53	-66.95
		7210	Flat-rolled products of iron or non-alloy steel, of a width of 600 mm or more, clad, pla	1.51	6.75	345.96
		1511	Palm oil and its fractions, whether or not refined, but not chemically modified.	4.84	4.77	-1.49
		4901	Printed books, brochures, leaflets and similar printed matter, whether or not in single	1.90	4.68	146.70

Table 5c (Ctd): Intra-EAC Trade of the Major twenty imports, 2011 compared to 2010(Values in US\$ million)

Partner state	Ctry of Origin	HS level	Description of Goods	2010	2011	% change
		2402	Cigars, cheroots, cigarillos and cigarettes, of tobacco or of tobacco substitutes.	3.66	4.11	12.24
		1704	Sugar confectionery (including white chocolate), not containing cocoa.	2.85	3.67	28.72
		4819	Cartons, boxes, cases, bags and other packing containers, of paper, paperboard, cellulose	2.78	3.46	24.33
		8544	Insulated (including enamelled or anodised) wire, cable (including co-axial cable) and o	2.63	3.29	25.13
		2501	Salt (including table salt and denatured salt) and pure sodium chloride, whether or not	2.69	2.91	7.96
		7214	Other bars and rods of iron or non-alloy steel, not further worked than forged, hot-roll	1.59	2.77	74.75
		3924	Tableware, kitchenware, other household articles and toilet articles, of plastics.	1.80	2.27	25.93
		3004	Medicaments (excluding goods of heading 30.02, 30.05 or 30.06) consisting of mixed or un	2.56	2.13	-17.07
		7216	Angles, shapes and sections of iron or non-alloy steel.	2.32	1.79	-22.58
		6401	Waterproof footwear with outer soles and uppers of rubber or of plastics, the uppers of	0.00	1.79	
		1516	Animal or vegetable fats and oils and their fractions, partly or wholly hydrogenated, in	3.17	1.75	-44.73
		3402	Organic surface-active agents (other than soap); surface-active preparations, washing pr	0.01	1.71	33,886.99
		6402	Other footwear with outer soles and uppers of rubber or plastics.	1.89	1.66	-12.15
		1507	Soya-bean oil and its fractions, whether or not refined, but not chemically modified.	0.00	1.64	2,161,867.46
		3917	Tubes, pipes and hoses, and fittings therefor (for example, joints, elbows, flanges), of	1.53	1.60	5.07
		7208	Flat-rolled products of iron or non-alloy steel, of a width of 600 mm or more, hot-rolled	0.00	1.51	
	Tanzania	2 digits				
		31	Fertilisers	10.17	16.01	57.39
		10	Cereals	11.30	12.99	14.98
		25	Salt; sulphur; earths and stone; plastering materials, lime and cement	7.40	7.14	-3.53
		17	Sugars and sugar confectionery	6.66	5.13	-22.95
		03	Fish and crustaceans, molluscs and other aquatic invertebrates	2.34	4.55	94.32
		72	Iron and steel	4.78	4.50	-6.00
		63	Other made up textile articles; sets; worn clothing and worn textile articles; rags	0.87	3.54	308.95
		70	Ceramic products	0.85	2.60	207.61
		33	Essential oils and resinoids; perfumery, cosmetic or toilet preparations	2.87	2.59	-9.95
		27	Mineral fuels, mineral oils and products of their distillation; bituminous substances; mineral waxes	9.37	1.94	-79.26
		12	Oil seeds and oleaginous fruits; miscellaneous grains, seeds and fruit; industrial or medicinal plants; straw and fodder	1.98	1.92	-3.15
		39	Plastics and articles thereof	1.80	1.61	-10.66
		87	Vehicles other than railway or tramway rolling stock, and parts and accessories thereof	0.09	0.98	953.00
		07	Edible vegetables and certain roots and tubers	1.64	0.81	-50.26
		85	Electrical machinery and equipment and parts thereof; sound recorders and reproducers, television image and sound recorders and reproducers, and parts and accessories of such articles	1.74	0.78	-55.03
		94	Furniture; bedding, mattresses, mattress supports, cushions and similar stuffed furnishings; lamps and lighting fittings, not elsewhere specified or included; illuminated signs, illuminated name-plates and	0.82	0.64	-22.21

Table 5c (Ctd): Intra-EAC Trade of the Major twenty imports, 2011 compared to 2010(Values in US\$ million)

Partner state	Ctry of Origin	HS level	Description of Goods	2010	2011	% change
			the lik			
		11	Products of the milling industry; malt; starches; inulin; wheat gluten	0.76	0.62	-17.97
		48	Paper and paperboard; articles of paper pulp, of paper or of paperboard	0.75	0.60	-19.80
		52	Cotton	0.38	0.53	37.55
		08	Edible fruit and nuts; peel of citrus fruit or melons	0.43	0.46	4.96
		4 digits				
		3105	Mineral or chemical fertilisers containing two or three of the fertilising elements nitr	4.09	13.41	228.14
		1006	Rice.	9.55	10.51	10.06
		2523	Portland cement, aluminous cement, slag cement, supersulphate cement and similar hydraulic	7.33	6.89	-5.97
		1701	Cane or beet sugar and chemically pure sucrose, in solid form.	6.44	5.09	-20.92
		0305	Fish, dried, salted or in brine; smoked fish, whether or not cooked before or during the	2.02	4.53	124.12
		7214	Other bars and rods of iron or non-alloy steel, not further worked than forged, hot-roll	3.85	4.26	10.52
		6304	Other furnishing articles, excluding those of heading 94.04.	0.00	2.69	1419781.71
		3103	Mineral or chemical fertilisers, phosphatic.	5.85	2.54	-56.61
		7010	Carboys, bottles, flasks, jars, pots, phials, ampoules and other containers, of glass, or	0.68	2.48	265.64
		3304	Beauty or make-up preparations and preparations for the care of the skin (other than medicinal)	2.59	2.35	-9.42
		1005	Maize (corn).	1.61	1.16	-27.47
		1001	Wheat and meslin.	0.53	1.14	114.34
		1202	Ground-nuts, not roasted or otherwise cooked, whether or not shelled or broken.	1.87	1.00	-46.36
		2712	Petroleum jelly; paraffin wax, micro-crystalline petroleum wax, slack wax, ozokerite, li	1.09	0.98	-10.54
		8716	Trailers and semi-trailers; other vehicles, not mechanically propelled; parts thereof.	0.00	0.93	
		1211	Plants and parts of plants (including seeds and fruits), of a kind used primarily in perfumery	0.00	0.77	217072.06
		2711	Petroleum gases and other gaseous hydrocarbons.	0.00	0.72	
		6305	Sacks and bags, of a kind used for the packing of goods.	0.44	0.55	23.89
		3917	Tubes, pipes and hoses, and fittings therefor (for example, joints, elbows, flanges), of	0.00	0.51	109050.52
		3004	Medicaments (excluding goods of heading 30.02, 30.05 or 30.06) consisting of mixed or un	2.53	0.43	-83.04
	Uganda	2 digits				
		25	Salt; sulphur; earths and stone; plastering materials, lime and cement	33.60	44.32	31.92
		15	Animal or vegetable fats and oils and their cleavage products; prepared edible fats; animal or vegetable waxes	24.12	43.14	78.86
		72	Iron and steel	13.49	16.59	23.03
		34	Soap, organic surface-active agents, washing preparations, lubricating preparations, artificial waxes, prepared waxes, polishing or scouring preparations, candles and similar articles, modelling pastes,	11.77	13.16	11.79
		17	Sugars and sugar confectionery	13.98	10.95	-21.66
		10	Cereals	11.60	5.49	-52.63
		73	Articles of iron or steel	4.21	5.25	24.72
		48	Paper and paperboard; articles of paper pulp, of paper or of paperboard	2.67	4.49	68.32
		39	Plastics and articles thereof	2.71	3.78	39.53
		19	Preparations of cereals, flour, starch or milk; pastrycooks' products	1.32	3.31	150.77

Table 5c (Ctd): Intra-EAC Trade of the Major twenty imports, 2011 compared to 2010(Values in US\$ million)

Partner state	Ctry of Origin	HS level	Description of Goods	2010	2011	% change
		32	Tanning or dyeing extracts; tannins and their derivatives; dyes, pigments and other colouring matter; paints and varnishes; putty and other mastics; inks	2.37	3.15	32.87
		12	Oil seeds and oleaginous fruits; miscellaneous grains, seeds and fruit; industrial or medicinal plants; straw and fodder	0.30	2.56	744.02
		01	Live animals	1.80	2.37	31.16
		22	Beverages, spirits and vinegar	1.34	2.16	61.31
		64	Footwear, gaiters and the like; parts of such articles	0.61	2.13	250.87
		33	Essential oils and resinoids; perfumery, cosmetic or toilet preparations	1.32	2.10	59.47
		36	Explosives; pyrotechnic products; matches; pyrophoric alloys; certain combustible preparations	0.80	1.70	113.27
		84	Nuclear reactors, boilers, machinery and mechanical appliances; parts thereof	1.38	1.68	22.52
		49	Printed books, newspapers, pictures and other products of the printing industry; manuscripts, typescripts and plans	1.21	1.63	34.55
		44	Wood and articles of wood; wood charcoal	1.88	1.59	-15.71
		4 digits				
		2523	Portland cement, aluminous cement, slag cement, supersulphate cement and similar hydraulic	33.19	43.60	31.34
		1511	Palm oil and its fractions, whether or not refined, but not chemically modified.	11.57	22.19	91.84
		1516	Animal or vegetable fats and oils and their fractions, partly or wholly hydrogenated, in	6.66	12.97	94.61
		3401	Soap; organic surface-active products and preparations for use as soap, in the form of b	10.19	11.27	10.54
		1701	Cane or beet sugar and chemically pure sucrose, in solid form.	13.54	10.58	-21.87
		1515	Other fixed vegetable fats and oils (including jojoba oil) and their fractions, whether	5.86	7.69	31.36
		7214	Other bars and rods of iron or non-alloy steel, not further worked than forged, hot-roll	4.89	5.44	11.19
		1005	Maize (corn).	10.81	4.88	-54.89
		7210	Flat-rolled products of iron or non-alloy steel, of a width of 600 mm or more, clad, pla	1.80	3.76	109.17
		7304	Tubes, pipes and hollow profiles, seamless, of iron (other than cast iron) or steel.	2.58	3.70	43.56
		1905	Bread, pastry, cakes, biscuits and other bakers' wares, whether or not containing cocoa;	1.28	3.28	155.85
		7208	Flat-rolled products of iron or non-alloy steel, of a width of 600 mm or more, hot-rolle	1.87	3.27	75.29
		3208	Paints and varnishes (including enamels and lacquers) based on synthetic polymers or che	2.23	2.86	28.58
		4819	Cartons, boxes, cases, bags and other packing containers, of paper, paperboard, cellulose	1.42	2.78	95.28
		1202	Ground-nuts, not roasted or otherwise cooked, whether or not shelled or broken.	0.29	2.54	783.96
		3917	Tubes, pipes and hoses, and fittings therefor (for example, joints, elbows, flanges), of	1.19	2.13	78.87
		0102	Live bovine animals.	1.50	2.10	40.02
		3304	Beauty or make-up preparations and preparations for the care of the skin (other than med	1.14	1.85	63.05
		3402	Organic surface-active agents (other than soap); surface-active preparations, washing pr	1.51	1.85	22.53
		2208	Undenatured ethyl alcohol of an alcoholic strength by volume of less than 80 % vol; spir	0.97	1.83	87.53

Table 5c (Ctd): Intra-EAC Trade of the Major twenty imports, 2011 compared to 2010 (Values in US\$ million)

Partner state	Ctry of Origin	HS level	Description of Goods	2010	2011	% change	
	Burundi	2 digit level					
		34	Soap, organic surface-active agents, washing preparations, lubricating preparations, artificial waxes, prepared waxes, polishing or scouring preparations, candles and similar articles, modelling pastes,	0.29	0.69	135.20	
		09	Coffee, tea, mate and spices	0.17	0.67	291.21	
		72	Iron and steel	0.02	0.42	1880.61	
		73	Articles of iron or steel	0.02	0.36	1834.45	
		08	Edible fruit and nuts; peel of citrus fruit or melons	0.15	0.25	62.90	
		03	Fish and crustaceans, molluscs and other aquatic invertebrates	0.13	0.15	21.58	
		26	Ores, slag and ash	0.00	0.13	14819.08	
		07	Edible vegetables and certain roots and tubers	0.17	0.12	-29.72	
		10	Cereals	0.09	0.10	20.90	
		22	Beverages, spirits and vinegar	0.02	0.08	268.18	
		87	Vehicles other than railway or tramway rolling stock, and parts and accessories thereof	0.07	0.06	-9.15	
		52	Cotton	0.12	0.06	-50.61	
		11	Products of the milling industry; malt; starches; inulin; wheat gluten	0.04	0.05	26.37	
		15	Animal or vegetable fats and oils and their cleavage products; prepared edible fats; animal or vegetable waxes	0.03	0.05	49.60	
		06	Live trees and other plants; bulbs, roots and the like; cut flowers and ornamental foliage	0.02	0.04	80.92	
		85	Electrical machinery and equipment and parts thereof; sound recorders and reproducers, television image and sound recorders and reproducers, and parts and accessories of such articles	0.03	0.04	28.83	
		40	Rubber and articles thereof	0.00	0.04	4904.40	
		94	Furniture; bedding, mattresses, mattress supports, cushions and similar stuffed furnishings; lamps and lighting fittings, not elsewhere specified or included; illuminated signs, illuminated name-plates and the like	0.02	0.04	43.82	
		24	Tobacco and manufactured tobacco substitutes	0.03	0.03	0.02	
		23	Residues and waste from the food industries; prepared animal fodder	0.03	0.03	-3.14	
			4 digit level				
			3401	Soap; organic surface-active products and preparations for use as soap, in the form of b	0.29	0.68	136.35
			0901	Coffee, whether or not roasted or decaffeinated; coffee husks and skins; coffee substitute	0.02	0.67	2737.77
			7214	Other bars and rods of iron or non-alloy steel, not further worked than forged, hot-roll	0.00	0.36	
			7314	Cloth (including endless bands), grill, netting and fencing, of iron or steel wire; expanded	0.00	0.17	
			0805	Citrus fruit, fresh or dried.	0.09	0.15	73.42
		0305	Fish, dried, salted or in brine; smoked fish, whether or not cooked before or during the	0.12	0.15	19.21	
		7305	Other tubes and pipes (for example, welded, riveted or similarly closed), having circular	0.00	0.09		
		2203	Beer made from malt.	0.00	0.07	2603.36	
		2611	Tungsten ores and concentrates.	0.17	0.07	-56.94	
		0713	Dried leguminous vegetables, shelled, whether or not skinned or split.	0.11	0.07	-37.49	
		0810	Other fruit, fresh.	0.02	0.07	207.92	
		2609	Tin ores and concentrates.	0.06	0.06	5.34	
		1005	Maize (corn).	0.03	0.06	139.13	

Table 5c (Ctd): Intra-EAC Trade of the Major twenty imports, 2011 compared to 2010(Values in US\$ million)

Partner state	Ctry of Origin	HS level	Description of Goods	2010	2011	% change		
		8703	Motor cars and other motor vehicles principally designed for the transport of persons (o	0.07	0.06	-8.26		
		5203	Cotton, carded or combed.	0.11	0.05	-52.27		
		7325	Other cast articles of iron or steel.	0.00	0.05			
			Palm oil and its fractions, whether or not refined, but not chemically modified.	0.03	0.05	60.94		
		1511	Chain and parts thereof, of iron or steel.	0.00	0.04	346702.02		
		7315	Cereal flours other than of wheat or meslin.	0.03	0.04	25.15		
		1102	Other live plants (including their roots), cuttings and slips; mushroom spawn.	0.02	0.04	80.92		
		0602						
Burundi	Kenya	72	Iron And Steel	23.4	14.1	-39.6		
		27	Mineral Fuels, Oils & Product Of Their Distillation; Etc	7.7	5.0	-35.0		
		73	Articles Of Iron Or Steel	8.5	4.5	-46.5		
		39	Plastics And Articles Thereof	4.3	2.2	-49.7		
		25	Salt; Sulphur; Earth & Ston; Plastering Mat; Lime & Cem	2.0	1.7	-15.1		
		85	Electrical Mchy Equip Parts Thereof; Sound Recorder Etc	2.6	1.5	-42.5		
		31	Fertilisers	1.8	1.4	-20.9		
		30	Pharmaceutical Products	3.1	1.4	-55.9		
		15	Animal/Veg Fats & Oils & Their Cleavage Products; Etc	1.9	1.3	-31.3		
		32	Tanning/Dyeing Extract; Tannins & Derivs; Pigm Etc	2.2	1.2	-44.2		
		17	Sugars And Sugar Confectionery	1.4	1.0	-31.5		
		94	Furniture; Bedding, Mattress, Matt Support, Cushion Etc	1.1	0.9	-21.1		
		28	Inorgn Chem; Comps Of Prec Met, Radioact Elements Etc	1.2	0.8	-32.6		
		84	Nuclear Reactors, Boilers, Mchy & Mech Appliance; Parts	1.5	0.7	-50.8		
		34	Soap, Organic Surface-Active Agents, Washing Prep, Etc	1.2	0.7	-39.4		
		48	Paper & Paperboard; Art Of Paper Pulp, Paper/Paperboard	1.2	0.7	-43.5		
		44	Wood And Articles Of Wood; Wood Charcoal	1.0	0.6	-34.8		
		70	Glass And Glassware	1.3	0.6	-56.0		
		22	Beverages, Spirits And Vinegar	1.2	0.5	-56.7		
		24	Tobacco And Manufactured Tobacco Substitutes	0.9	0.5	-47.9		
				4 digits				
				7210	Rolled Iron Or Non-Alloy Steel, >=600Mm Wide, Clad, Plated Or Coated	16.3	10.0	-38.7
				2710	Petroleum Oils, Etc, (Excl. Crude); Preparations Thereof, Nes	7.3	4.9	-33.3
				7306	Other Tubes, Pipes And Hollow Profiles Of Iron Or Steel, Welded, Nes	4.0	2.4	-40.5
				7216	Angles, Shapes And Sections Of Iron Or Non-Alloy Steel	3.2	1.8	-43.2
				3004	Medicaments Of Mixed Or Unmixed Products, For Retail Sale	2.7	1.3	-51.5
				3923	Articles For The Of Goods, Of Plastics; Stoppers, Etc, Of Plastics	2.1	1.1	-45.6
				7305	Other Circular Tubes And Pipes, Diameter >406.4Mm, Of Iron Or Steel	1.5	1.0	-37.6
				7208	Hot-Rolled Iron Or Non-Alloy Steel, >=600Mm Wide	1.5	1.1	-27.4
				7308	Iron/Steel Structures And Parts Thereof; Plates, Rods... Therefor	1.5	0.4	-70.5
				2523	Portland Cement, Aluminous Cement, Persulphate Cement, Etc	1.5	1.3	-9.4
				1704	Sugar Confectionery (Incl. White Chocolate), Not Containing Cocoa	1.4	1.0	-31.6
				7010	Carboys, Bottles, Flasks... Ampoules, Etc; Stoppers, Lids..., Of Glass	1.2	0.5	-56.3
				1516	Animal Or Vegetable Fats And Oils And Fractions, Hydrogenated, Etc	1.2	0.9	-20.7
		3105	Mineral Or Chemical Fertilizers, Nes; Other Fertilizers; Goods =<10Kg	1.1	0.3	-69.8		
		2402	Cigars, Cigarillos, Cigarettes, Etc, Of Tobacco Or Tobacco Substitutes	0.8	0.5	-44.0		

Table 5c (Ctd): Intra-EAC Trade of the Major twenty imports, 2011 compared to 2010(Values in US\$ million)

Partner state	Ctry of Origin	HS level	Description of Goods	2010	2011	% change
		8544	Insulated Wire, Cable, Etc; Optical Fibre Cables	0.7	0.3	-62.8
		7214	Iron/Steel Bars And Rods, Forged, Etc (Incl. Twisted), Uncoiled	0.7	0.3	-60.0
		8507	Electric Accumulators (Incl. Separators Therefor)	0.7	0.5	-27.9
		3401	Soap; Organic Surface-Active Products In Bars, Etc; Paper With Soap,Etc	0.6	0.4	-37.5
		3208	Paints And Varnishes Based On Polymers In A Non-Aqueous Medium	0.6	0.7	18.8
	Rwanda	2digits				
		32	Tanning/Dyeing Extract; Tannins & Derivs; Pigm Etc	3.3	0.0	-98.8
		35	Albuminoidal Subs; Modified Starches; Glues; Enzymes	0.9	0.2	-72.9
		64	Footwear, Gaiters And The Like; Parts Of Such Articles	0.6	0.2	-72.0
		61	Art Of Apparel & Clothing Access, Knitted Or Crocheted	0.6	0.1	-78.9
		69	Ceramic Products	0.4	0.0	-95.5
		31	Fertilisers	0.4	2.5	543.9
		18	Cocoa And Cocoa Preparations	0.4	0.0	-100.0
		06	Live Tree & Other Plant; Bulb, Root; Cut Flowers Etc	0.4	0.0	-100.0
		41	Raw Hides And Skins (Other Than Furskins) And Leather	0.3	0.0	-100.0
		08	Edible Fruit And Nuts; Peel Of Citrus Fruit Or Melons	0.2	0.0	-100.0
		65	Headgear And Parts Thereof	0.1	0.0	-100.0
		44	Wood And Articles Of Wood; Wood Charcoal	0.1	0.0	-74.9
		34	Soap, Organic Surface-Active Agents, Washing Prep, Etc	0.1	0.0	-80.5
		84	Nuclear Reactors, Boilers, Mchy & Mech Appliance; Parts	0.1	0.2	228.0
		82	Tool, Implement, Cutlery, Spoon & Fork, Of Base Met Etc	0.1	0.0	-35.2
		38	Miscellaneous Chemical Products	0.1	0.0	-67.1
		04	Dairy Prod; Birds' Eggs; Natural Honey; Edible Prod Nes	0.0	0.1	172.5
		87	Vehicles O/T Railw/Tramw Roll-Stock, Pts & Accessories	0.1	0.1	25.7
		39	Plastics And Articles Thereof	0.1	0.2	115.9
		53	Other Vegetable Textile Fibres; Paper Yarn & Woven Fab	0.1	0.0	-100.0
		4digits				
		0701	Potatoes, Fresh Or Chilled	2.0	1.7	-15.9
		2203	Beer Made From Malt	0.9	0.8	-2.4
		0713	Dried Leguminous Vegetables, Shelled	0.7	0.6	-26.4
		2523	Portland Cement, Aluminous Cement, Persulphate Cement, Etc	0.6	0.2	-59.9
		1005	Maize(Corn)	0.4	0.1	-63.8
		0710	Vegetables, Frozen	0.4	0.2	-36.8
		3925	Builders' Ware Of Plastics, Nes	0.4	0.2	-48.2
		3305	Preparations For Use On The Hair	0.3	0.1	-57.9
		7215	Other Bars And Rods Of Iron Or Non-Alloy Steel	0.3	0.3	-2.4
		3304	Beauty, Make-Up, Skin-Care (Incl. Suntan), Manicure... Preparations	0.2	0.1	-47.4
		6402	Other Footwear With Outer Soles And Uppers Of Rubber Or Plastics	0.2	0.2	-23.2
		8471	Automatic Data Processing Machines...; Magnetic Readers..., Nes	0.1	0.1	-63.1
		0708	Leguminous Vegetables, Shelled Or Unshelled, Fresh Or Chilled	0.1	0.1	-14.2
		8415	Air Conditioning Machines	0.1	0.1	-2.4
		2009	Fruit Juices (Incl. Grape Must) And Vegetable Juices, Unfermented	0.1	0.1	-33.9
		3004	Medicaments Of Mixed Or Unmixed Products, For Retail Sale	0.1	0.0	-52.5
		0401	Milk And Cream, Not Concentrated Or Sweetened	0.1	0.1	-2.9
		8528	Television Receivers (Incl. Video Monitors And Video Projectors)	0.1	0.1	-2.4
		0714	Roots And Tubers With High Starch Content, Fresh Or Dried	0.1	0.0	-21.4

Table 5c (Ctd): Intra-EAC Trade of the Major twenty imports, 2011 compared to 2010(Values in US\$ million)

Partner state	Ctry of Origin	HS level	Description of Goods	2010	2011	% change
		4911	Other Printed Matter, Including Printed Pictures And Photographs	0.1	0.1	-2.4
	Tanzania	2 digits				
		76	Aluminium And Articles Thereof	20.2	0.0	-100.0
		75	Nickel And Articles Thereof	8.8	0.0	-100.0
		83	Miscellaneous Articles Of Base Metal	7.0	0.0	-99.3
		27	Mineral Fuels, Oils & Product Of Their Distillation; Etc	4.8	3.7	-23.7
		65	Headgear And Parts Thereof	4.8	0.0	-99.5
		08	Edible Fruit And Nuts; Peel Of Citrus Fruit Or Melons	4.2	0.0	-100.0
		62	Art Of Apparel & Clothing Access, Not Knitted/Crocheted	3.6	0.1	-98.6
		46	Manufactures Of Straw, Esparto/Other Plaiting Mat; Etc	2.6	0.0	-100.0
		16	Prep Of Meat, Fish Or Crustaceans, Molluscs Etc	2.1	0.0	-100.0
		39	Plastics And Articles Thereof	2.0	1.3	-32.7
		18	Cocoa And Cocoa Preparations	1.6	0.0	-100.0
		56	Wadding, Felt & Nonwoven; Yarns; Twine, Cordage, Etc	1.4	0.0	-98.6
		92	Musical Instruments; Parts And Access Of Such Articles	1.3	0.0	-100.0
		64	Footwear, Gaiters And The Like; Parts Of Such Articles	1.1	0.4	-64.6
		50	Silk	0.9	0.0	-100.0
		11	Prod Mill Indust; Malt; Starches; Inulin; Wheat Gluten	0.9	2.0	134.4
		96	Miscellaneous Manufactured Articles	0.8	0.1	-91.8
		23	Residues & Waste From The Food Indust; Prepr Ani Fodder	0.8	0.2	-75.2
		86	Railw/Tramw Locom, Rolling-Stock & Parts Thereof; Etc	0.6	0.0	-99.8
		25	Salt; Sulphur; Earth & Ston; Plastering Mat; Lime & Cem	0.5	11.1	2013.5
		4 digits				
		2523	Portland Cement, Aluminous Cement, Persulphate Cement, Etc Carboys, Bottles, Flasks... Ampoules, Etc; Stoppers, Lids..., Of Glass	15.1	7.6	-49.8
		7010	Mineral Or Chemical Fertilizers, Nes; Other Fertilizers; Goods =<10Kg	6.7	5.1	-23.6
		3105	Salt And Pure Sodium Chloride; Sea Water	5.2	4.4	-15.4
		2501	Wheat Or Meslin Flour	4.9	3.4	-30.3
		1101	Rice	4.0	1.3	-67.4
		1006	Petroleum Oils, Etc, (Excl. Crude); Preparations Thereof, Nes	3.1	2.3	-24.7
		2710	Mineral Or Chemical Fertilizers, Nitrogenous	3.0	1.9	-36.0
		3102	Rolled Iron Or Non-Alloy Steel, >=600Mm Wide, Clad, Plated Or Coated	2.8	2.6	-5.4
		7210	Mattress Supports; Articles Of Bedding, Sprung, Stuffed, Etc	2.7	1.4	-48.2
		9404	Tubes, Pipes And Hoses, And Fittings Therefor, Of Plastics	1.7	1.1	-34.2
		3917	Palm Oil And Its Fractions	1.7	0.6	-62.1
		1511	Bitumen And Asphalt, Natural; Bituminous Or Oil Shale...; Asphaltites...	1.5	1.0	-32.0
		2714	Beauty, Make-Up, Skin-Care (Incl. Suntan), Manicure... Preparations	1.3	1.3	-2.4
		3304	Ground-Nuts, Not Roasted Or Otherwise Cooked	1.3	1.0	-22.6
		1202	Fish, Salted, Dried...; Smoked Fish; Fish Meal Fit For Human Consumption	1.1	0.7	-36.0
		0305	Soap; Organic Surface-Active Products In Bars, Etc; Paper With Soap,Etc	1.0	0.7	-29.5
		3401	Maize(Corn)	0.8	0.5	-35.5
		1005	Dried Leguminous Vegetables, Shelled	0.8	0.7	-11.1
		0713	Cereal Flours, (Excl. Wheat Or Meslin)	0.8	0.6	-21.3
		1102		0.8	0.7	-9.1

Table 5c (Ctd): Intra-EAC Trade of the Major twenty imports, 2011 compared to 2010(Values in US\$ million)

Partner state	Ctry of Origin	HS level	Description of Goods	2010	2011	% change
	Uganda	2digits				
		16	Prep Of Meat, Fish Or Crustaceans, Molluscs Etc	15.5	0.0	-100.0
		10	Cereals	12.2	13.7	12.6
		88	Aircraft, Spacecraft, And Parts Thereof	11.4	0.0	-100.0
		64	Footwear, Gaiters And The Like; Parts Of Such Articles	8.4	0.9	-88.8
		70	Glass And Glassware	4.8	0.0	-99.6
		12	Oil Seed, Oleagi Fruits; Miscell Grain, Seed, Fruit Etc	3.3	0.1	-95.6
		05	Products Of Animal Origin, Nes Or Included.	1.8	0.0	-99.8
		22	Beverages, Spirits And Vinegar	1.6	0.1	-92.4
		51	Wool, Fine/Coarse Animal Hair, Horsehair Yarn & Fabric	1.5	0.0	-100.0
		11	Prod Mill Indust; Malt; Starches; Inulin; Wheat Gluten	1.5	0.9	-41.0
		79	Zinc And Articles Thereof	1.4	0.0	-100.0
		08	Edible Fruit And Nuts; Peel Of Citrus Fruit Or Melons	1.2	0.0	-100.0
		90	Optical, Photo, Cine, Meas, Checking, Precision, Etc	1.2	0.1	-90.6
		44	Wood And Articles Of Wood; Wood Charcoal	1.2	1.3	8.1
		84	Nuclear Reactors, Boiliers, Mchy & Mech Appliance; Parts	1.1	0.8	-25.0
		39	Plastics And Articles Thereof	1.1	0.5	-51.0
		48	Paper & Paperboard; Art Of Paper Pulp, Paper/Paperboard	0.7	3.3	335.0
		61	Art Of Apparel & Clothing Access, Knitted Or Crocheted	0.7	0.7	-4.6
		07	Edible Vegetables And Certain Roots And Tubers	0.5	1.0	94.3
		04	Dairy Prod; Birds' Eggs; Natural Honey; Edible Prod Nes	0.5	0.7	38.7
		4digits				
		1005	Maize(Corn)	13.9	13.2	-5.1
		2523	Portland Cement, Aluminous Cement, Persulphate Cement, Etc	11.3	4.5	-60.1
		7210	Rolled Iron Or Non-Alloy Steel, >=600Mm Wide, Clad, Plated Or Coated	5.5	4.0	-27.1
		1511	Palm Oil And Its Fractions	4.6	3.8	-16.1
		4820	Registers, Account Books, Etc; Albums For Samples, Of Paper, Paperboard	4.1	2.8	-30.6
		1516	Animal Or Vegetable Fats And Oils And Fractions, Hydrogenated, Etc	3.7	2.2	-39.5
		2401	Unmanufactured Tobacco; Tobacco Refuse	3.5	1.8	-47.9
		7214	Iron/Steel Bars And Rods, Forged, Etc (Incl. Twisted), Uncoiled	2.4	1.4	-39.3
		0102	Live Bovine Animals	1.0	0.8	-18.7
		7208	Hot-Rolled Iron Or Non-Alloy Steel, >=600Mm Wide	0.8	0.8	-4.4
		3209	Paints And Varnishes, In An Aqueous Medium	1.3	0.8	-40.7
		0714	Roots And Tubers With High Starch Content, Fresh Or Dried	0.9	0.8	-11.6
		6402	Other Footwear With Outer Soles And Uppers Of Rubber Or Plastics	1.0	0.7	-31.2
		6114	Other Garments, Knitted Or Crocheted, Nes	0.9	0.7	-25.6
		4407	Wood Sawn Or Chipped Lengthwise, Sliced Or Peeled, >6Mm Thick	0.7	0.6	-2.4
		7306	Other Tubes, Pipes And Hollow Profiles Of Iron Or Steel, Welded, Nes	1.2	0.6	-52.3
		3004	Medicaments Of Mixed Or Unmixed Products, For Retail Sale	1.3	0.6	-57.5
		4412	Plywood, Veneered Panels And Similar Laminated Wood	0.9	0.5	-40.9
		0401	Milk And Cream, Not Concentrated Or Sweetened	1.0	0.5	-43.8
		1102	Cereal Flours, (Excl. Wheat Or Meslin)	0.6	0.5	-20.7
Tanzania	Kenya	2 digits				
		84	Nuclear Reactors, Boilers, Mchy & Mech Appliance; Parts	19.55	40.12	105.25
		87	Vehicles O/T Railw/Tranw Rool-Stock, Pts & Accessories	28.07	30.53	8.76
		27	Mineral Fuels, Oils & Product Of Their Distillation; Etc	37.86	28.65	-24.32

Table 5c (Ctd): Intra-EAC Trade of the Major twenty imports, 2011 compared to 2010(Values in US\$ million)

Partner state	Ctry of Origin	HS level	Description of Goods	2010	2011	% change
		30	Pharmaceutical Products	17.42	22.06	26.69
		39	Plastics And Articles Thereof	10.70	14.54	35.85
		34	Soap, Organic Surface-Active Agents, Washing Prep, Etc	12.41	13.66	10.05
		25	Salt; Sulphur; Earth & Ston; Plastering Mat; Lime & Cem	7.87	12.88	63.73
		15	Animal/Veg Fats & Oil & Their Cleavage Products; Etc	10.78	12.41	15.13
		85	Electrical Mchy Equip Parts Thereof; Sound Recorder Etc	10.05	11.52	14.60
		72	Iron And Steel	13.75	10.82	-21.31
		28	Inorgn Chem; Compds Of Prec Met, Radioact Elements Etc	6.37	9.51	49.22
		48	Paper & Paperboard; Art Of Paper Pulp, Paper/Paperboard	6.54	7.99	22.07
		73	Articles Of Iron And Steel	5.81	7.98	37.39
		70	Glass And Glassware	7.22	7.91	9.52
		76	Aluminium And Articles Thereof	7.97	6.92	-13.15
		22	Beverages, Spirits And Vinegar	7.07	6.73	-4.88
		83	Miscellaneous Articles Of Basee Metal	5.73	6.59	14.93
		17	Sugars And Sugar Confectionery	5.39	6.56	21.84
		38	Miscellaneous Chemical Products	7.49	5.66	-24.43
		40	Rubber And Articles Thereof	5.57	5.52	-0.86
		4 digts				
		2710	Petroleum Oils And Oils Obtained From Bituminous Minerals,Other Than Crude	36.58	27.67	-24.37
		3004	Medicaments Of Mixed Or Unmixed Products, For Retail Sale	15.70	13.71	-12.65
		8411	Turbo-Jets, Turbo-Propellers And Other Gas Turbines	0.00	10.64	576,047.54
		3923	Articles For Conveyance Or Packing Of Goods, Of Plastics Soap; Organic Surface-Active Products In Bars, Etc; Paper With Soap,Etc	6.26	10.37	65.67
		3401		7.60	8.82	16.06
		8701	Tractors (Excl. Tractors Of 87.09)	1.12	8.68	673.63
		8471	Automatic Data Processing Machines...; Magnetic Readers..., Nes	7.39	8.54	15.57
		2523	Portland Cement, Aluminous Cement, Persulphate Cement, Etc	1.41	7.87	459.00
		3003	Medicaments With >=2 Constituents Mixed Together, Not For Retail Sale	0.27	7.65	2,710.07
		8716	Trailers And Semi-Trailers; Other Vehicles, Not Mechanically Propelled	6.94	7.44	7.19
		7010	Carboys, Bottles, Flasks... Ampoules, Etc; Stoppers, Lids..., Of Glass	6.89	7.26	5.32
		1704	Sugar Confectionery (Incl. White Chocolate), Not Containing Cocoa	4.82	6.16	27.94
		8309	Stoppers, Caps And Lids, Capsules For Bottles... Of Base Metal	5.34	5.98	12.12
		1517	Margarine; Edible Preparations Of Animal Or Vegetable Fats Or Oils, Nes	4.58	5.37	17.13
		8431	Parts Suitable For Use With The Machinery Of 84.25 To 84.30	0.63	5.23	735.78
		8507	Electric Accumulators (Incl. Separators Therefor)	3.95	4.99	26.38
		7615	Table, Kitchen, Household And Sanitary Articles... Of Aluminium	5.38	4.91	-8.84
		8702	Public-Transport Type Passenger Motor Vehicles			-48.48

Table 5c (Ctd): Intra-EAC Trade of the Major twenty imports, 2011 compared to 2010(Values in US\$ million)

Partner state	Ctry of Origin	HS level	Description of Goods	2010	2011	% change
				9.52	4.91	
		2501	Salt/Pure Sodium Chloride Whether Or Not Cont Ant-Caking Agents;Seawater	5.27	4.90	-7.11
		3808	Insecticides, Rodenticides... And Similar Products, For Retail Sale	6.36	4.72	-25.78
	Uganda	2 digits				
		85	Electrical Mchy Equip Parts Thereof; Sound Recorder Etc	1.00	7.06	608.56
		63	Other Made Up Textile Articles; Sets; Worn Clothing Etc	0.15	4.15	2642.36
		15	Animal/Veg Fats & Oil & Their Cleavage Products; Etc	3.21	3.58	11.45
		84	Nuclear Reactors, Boilers, Mchy & Mech Appliance; Parts	2.08	3.57	71.14
		64	Footwear, Gaiters And The Like; Parts Of Such Articles	0.21	1.86	775.88
		34	Soap, Organic Surface-Active Agents, Washing Prep, Etc	0.65	1.81	178.79
		87	Vehicles O/T Railw/Tranw Rool-Stock, Pts & Accessories	1.96	1.66	-15.59
		62	Art Of Apparel & Clothing Access, Not Knitted/Crocheted	0.05	1.51	2876.15
		24	Tobacco And Manufactured Tobacco Substitutes	0.07	1.37	1815.93
		48	Paper & Paperboard; Art Of Paper Pulp, Paper/Paperboard	0.29	1.25	327.11
		12	Oil Seed, Oleagi Fruits; Miscell Grain, Seed, Fruit Etc	0.08	1.02	1113.16
		27	Mineral Fuels, Oils & Product Of Their Distillation; Etc	0.16	0.89	470.66
		17	Sugars And Sugar Confectionery	-	0.89	0.00
		33	Essential Oils & Resinoids; Perf, Cosmetic/Toilet Prep	0.61	0.81	33.89
		61	Art Of Apparel & Clothing Access, Knitted Or Crocheted	0.03	0.65	2020.41
		11	Prod Mill Indust; Malt; Starches; Insulin; Wheat Gluten	0.07	0.57	703.36
		23	Residues & Waste From The Food Indust; Prepr Ani Fodder	-	0.50	0.00
		04	Dairy Prod; Birds' Eggs; Natural Honey; Edible Prod Nes	0.39	0.47	20.95
		72	Iron And Steel	1.82	0.40	-78.19
		90	Optical, Photo, Cine, Meas, Checking, Precision, Etc	0.08	0.35	357.31
		4 digits				
		8502	Electric Generating Sets And Rotary Converters	0.11	5.28	4540.98
		6304	Other Furnishing Articles, Nes (Excl. Of 94.04)	0.05	1.97	4063.11
		6402	Other Footwear With Outer Soles And Uppers Of Rubber Or Plastics	0.13	1.86	1372.08
		3401	Soap; Organic Surface-Active Products In Bars, Etc; Paper With Soap,Etc	0.55	1.75	215.49
		1511	Palm Oil And Its Fractions Wheather Or Not Refined Not Chemically Modified	1.20	1.60	32.73
		2401	Unmanufactured Tobacco; Tobacco Refuse	0.07	1.37	1815.93
		6302	Bed Linen, Table Linen, Toilet Linen And Kitchen Linen	0.02	1.37	5617.14
		1512	Sunflower-Seed, Safflower Or Cotton-Seed Oil And Their Fractions	1.54	1.35	-12.49
		1207	Other Oil Seeds And Oleaginous Fruits	0.00	1.02	38465.60
		8474	Machinery For Sorting..., Agglomerating... Earth, Stone, Ores, Etc	0.00	0.97	38641.16
		6209	Bables' Garments And Clothing Accessories	0.03	0.93	3535.44

Table 5c (Ctd): Intra-EAC Trade of the Major twenty imports, 2011 compared to 2010(Values in US\$ million)

Partner state	Ctry of Origin	HS level	Description of Goods	2010	2011	% change
		4818	Toilet Paper..., Bed Sheets, Etc, Articles Of Clothing, Of Paper...	-	0.86	-
		1701	Cane Or Beet Sugar And Chemically Pure Sucrose, In Solid Form	-	0.85	-
		8704	Motor Vehicles For The Transport Of Goods	0.38	0.81	111.05
		6306	Tarpaulins, Etc; Tents; Sails; Camping Equipment	0.01	0.73	8042.57
		8429	Self-Propelled Bulldozers, Angledozer, Graders, Levellers, Etc	0.08	0.72	805.45
		8504	Electrical Transformers, Static Converters And Inductors	0.29	0.65	121.74
		1516	Animal Or Vegetable Fats And Oils And Fractions, Hydrogenated, Etc	0.41	0.63	54.08
		2710	Petroleum Oils And Oils Obtained From Bituminous Minerals, Other Than Crude	0.01	0.63	7248.22
		6205	Men'S Or Boys' Shirts	0.02	0.58	3295.65
	Burundi	2 digits				
		84	Nuclear Reactors, Boilers, Mchy & Mech Appliance; Parts	-	0.43	-
		87	Vehicles O/T Railw/Tranw Rool-Stock, Pts & Accessories	0.23	0.17	-26.29
		72	Iron And Steel	0.40	0.12	-69.38
		85	Electrical Mchy Equip Parts Thereof; Sound Recorder Etc	-	0.02	-
		11	Prod Mill Indust; Malt; Starches; Insulin; Wheat Gluten	-	0.02	-
		39	Plastics And Articles Thereof	-	0.01	-
		24	Tobacco And Manufactured Tobacco Substitutes	-	0.00	-
		94	Furniture; Bedding, Mattress, Matt Support, Cushion Etc	-	0.00	-
		49	Printed Books, Newspapers, Pictures & Other Product Etc	-	0.00	-
		70	Glass And Glassware	-	0.00	-
		52	Cotton	-	0.00	-
		86	Railw/Tramw Locom, Rolling-Stock & Parts Thereof; Etc	-	0.00	-
		83	Miscellaneous Articles Of Basee Metal	-	0.00	-
		62	Art Of Apparel & Clothing Access, Not Knitted/Crocheted	-	0.00	-
		61	Art Of Apparel & Clothing Access, Knitted Or Crocheted	-	0.00	-
		44	Wood And Articles Of Wood; Wood Charcoal	-	0.00	-
		95	Toys, Games & Sports Requisites; Parts & Access Thereof	-	0.00	-
		73	Articles Of Iron And Steel	0.00	0.00	-85.40
		42	Articles Of Leather; Saddlery/Harness; Travel Goods Etc	-	0.00	0.00
		22	Beverages, Spirits And Vinegar	0.00	-	-100.00
		4 digits				
		8429	Self-Propelled Bulldozers, Angledozer, Graders, Levellers, Etc	-	0.42	-
		7204	Ferrous Waste And Scrap; Remelting Scrap Ingots Of Iron Or Steel	0.40	0.09	-78.32
		8703	Motor Cars And Other Motor Vehicles For The Transport Of Persons	0.09	0.07	-26.76
		8704	Motor Vehicles For The Transport Of Goods	0.07	0.07	-4.05
		7215	Other Bars And Rods Of Iron Or Non-Alloy Steel	-	0.04	-

Table 5c (Ctd): Intra-EAC Trade of the Major twenty imports, 2011 compared to 2010(Values in US\$ million)

Partner state	Ctry of Origin	HS level	Description of Goods	2010	2011	% change
		8701	Tractors (Excl. Tractors Of 87.09)	0.04	0.03	-23.72
		8502	Electric Generating Sets And Rotary Converters	-	0.02	-
		1102	Cereal Flours, (Excl. Wheat Or Meslin)	-	0.02	-
		3917	Tubes, Pipes And Hoses, And Fittings Therefor, Of Plastics	-	0.01	-
		2402	Cigars, Cigarillos, Cigarettes, Etc, Of Tobacco Or Tobacco Substitutes	-	0.00	-
		8474	Machinery For Sorting..., Agglomerating... Earth, Stone, Ores, Etc	-	0.00	-
		8711	Motocycles (Incl. Mopeds) And Cycles Fitted With An Auxiliary Motor	0.01	0.00	-64.55
		8414	Air/Vacuum Pumps, Air/Gas Compressors And Fans;Hoods With A Fan	-	0.00	-
		9403	Other Furniture And Parts Thereof	-	0.00	-
		4901	Printed Books, Brochures, Leaflets And Similar Printed Matter	-	0.00	-
		8430	Earth Moving... Machinery, Nes; Pile-Drivers/Extractors; Snow-Ploughs	-	0.00	-
		8501	Electric Motors And Generators (Excl. Generating Sets)	-	0.00	-
		8413	Pumps For Liquids; Liquid Elevators	-	0.00	-
		7013	Glassware Used For Table, Kitchen, Toilet, Office..., Nes	-	0.00	-
		8422	Dish Washing Machines; Machinery For Cleaning..., Filling..., Aerating	-	0.00	-
	Rwanda	2 digits				
		84	Nuclear Reactors, Boilers, Mchy & Mech Appliance; Parts	0.34	0.45	34.77
		07	Edible Vegetables And Certain Roots And Tubers	0.03	0.31	784.33
		73	Articles Of Iron And Steel	0.00	0.30	7751.93
		31	Fertilisers	0.02	0.16	842.14
		87	Vehicles O/T Railw/Tranw Rool-Stock, Pts & Accessories	0.01	0.09	648.17
		85	Electrical Mchy Equip Parts Thereof; Sound Recorder Etc	0.37	0.04	-88.46
		45	Cork And Articles Of Cork	-	0.04	-
		52	Cotton	0.07	0.03	-51.95
		94	Furniture; Bedding, Mattress, Matt Support, Cushion Etc	0.01	0.03	357.74
		20	Prep Of Vegetable, Fruit, Nuts Or Other Parts Of Plants	0.01	0.02	44.12
		22	Beverages, Spirits And Vinegar	-	0.02	-
		39	Plastics And Articles Thereof	-	0.01	-
		82	Tool, Implement, Cutlery, Spoon & Fork, Of Base Met Etc	-	0.01	-
		83	Miscellaneous Articles Of Basee Metal	-	0.01	-
		62	Art Of Apparel & Clothing Access, Not Knitted/Crocheted	0.05	0.01	-83.78
		47	Pulp Of Wood/Of Other Fibrous Cellulosic Mat; Waste Etc	0.00	0.01	210.34
		96	Miscellaneous Manufactured Articles	-	0.01	-
		38	Miscellaneous Chemical Products	-	0.01	-
		72	Iron And Steel	0.15	0.00	-96.81

Table 5c (Ctd): Intra-EAC Trade of the Major twenty imports, 2011 compared to 2010(Values in US\$ million)

Partner state	Ctry of Origin	HS level	Description of Goods	2010	2011	% change
		69	Ceramic Products	-	0.00	-
		4 digits				
		8426	Derricks; Cranes; Mobile Lifting Frames... Trucks Fitted With A Crane	-	0.32	-
		7308	Iron/Steel Structures And Parts Thereof; Plates, Rods... Therefor	0.00	0.30	15158.29
		0701	Potatoes, Fresh Or Chilled	0.02	0.27	1502.38
		3105	Mineral Or Chemical Fertilizers, Nes; Other Fertilizers; Goods =<10Kg	0.02	0.16	842.14
		8703	Motor Cars And Other Motor Vehicles For The Transport Of Persons	0.01	0.07	826.07
		8429	Self-Propelled Bulldozers, Angledozer, Graders, Levellers, Etc	0.06	0.06	-3.92
		8430	Earth Moving... Machinery, Nes; Pile-Drivers/Extractors; Snow-Ploughs	-	0.04	-
		4503	Articles Of Natural Cork	-	0.04	-
		0710	Vegetables, Frozen	0.02	0.03	101.43
		5208	Woven Fabrics Of Cotton, With >=85% Cotton, But <200G/M2	0.06	0.03	-45.08
		2009	Fruit Juices (Incl. Grape Must) And Vegetable Juices, Unfermented	0.01	0.02	44.12
		8501	Electric Motors And Generators (Excl. Generating Sets)	-	0.02	-
		9404	Mattress Supports; Articles Of Bedding, Sprung, Stuffed, Etc	0.00	0.01	21721.67
		8517	Electrical Apparatus For Line Telephony Or Line Telegraphy	0.03	0.01	-57.84
		2202	Waters (Incl. Mineral And Aerated), With Added Sugar...(Incl. Sweetened)	-	0.01	-
		8459	Machine-Tools For Drilling, Boring, Milling... By Removing Metal	-	0.01	-
		8302	Base Metal Mountings, Fittings...; Hat-Racks...; Door Closers	-	0.01	-
		3902	Polymers Of Propylene Or Of Other Olefins, In Primary Forms	-	0.01	-
		8414	Air/Vacuum Pumps, Air/Gas Compressors And Fans;Hoods With A Fan	-	0.01	-
		4707	Waste And Scrap Of Paper Or Paperboard	0.00	0.01	210.34

Table 6a: Twenty major imports of EAC countries for 2010 (US\$ million)

Country	Hs level	Description of Goods	CIF values	
Uganda	4 digits			
	27	Mineral Fuels, Oils & Product Of Their Distillation; Etc	937.78	
	84	Nuclear Reactors, Boilers, Mchy & Mech Appliance; Parts	512.31	
	87	Vehicles O/T Railw/Tramw Roll-Stock, Pts & Accessories	430.36	
	85	Electrical Mchy Equip Parts Thereof; Sound Recorder Etc	416.94	
	72	Iron And Steel	223.41	
	30	Pharmaceutical Products	198.96	
	15	Animal/Veg Fats & Oil & Their Cleavage Products; Etc	189.29	
	10	Cereals	162.97	
	39	Plastics And Articles Thereof	160.13	
	25	Salt; Sulphur; Earth & Ston; Plastering Mat; Lime & Cem	129.04	
	48	Paper & Paperboard; Art Of Paper Pulp, Paper/Paperboard	98.62	
	63	Other Made Up Textile Articles; Sets; Worn Clothing Etc	98.20	
	17	Sugars And Sugar Confectionery	90.49	
	73	Articles Of Iron Or Steel	89.69	
	90	Optical, Photo, Cine, Meas, Checking, Precision, Etc	63.23	
	38	Miscellaneous Chemical Products	63.09	
	40	Rubber And Articles Thereof	54.37	
	22	Beverages, Spirits And Vinegar	52.85	
	49	Printed books, newspapers, pictures and other products of the printing industry; manuscripts, typescripts and plans.	49.81	
	33	Essential Oils & Resinoids; Perf, Cosmetic/Toilet Prep	43.38	
		4 digits		
		2710	Petroleum Oils, Etc, (Excl. Crude); Preparations Thereof, Nes	897.43
		8703	Motor Cars And Other Motor Vehicles For The Transport Of Persons	186.04
		1511	Palm Oil And Its Fractions Wheather Or Not Refined Not Chemically Modified	177.05
		8517	Electrical Apparatus For Line Telephony Or Line Telegraphy	174.59
		3004	Medicaments Of Mixed Or Unmixed Products, For Retail Sale	153.52
		1001	Wheat And Meslin	129.09
		2523	Portland Cement, Aluminous Cement, Persulphate Cement, Etc	104.88
		8704	Motor Vehicles For The Transport Of Goods	100.33
		7210	Rolled Iron Or Non-Alloy Steel, >=600Mm Wide, Clad, Plated Or Coated	81.11
		1701	Cane Or Beet Sugar And Chemically Pure Sucrose, In Solid Form	78.07
		8471	Automatic Data Processing Machines...; Magnetic Readers..., Nes	64.20
		7308	Iron/Steel Structures And Parts Thereof; Plates, Rods... Therefor	47.85
		3901	Polymers Of Ethylene, In Primary Forms	47.80
		8711	Motocycles (Incl. Mopeds) And Cycles Fitted With An Auxiliary Motor	47.59
		7208	Hot-rolled iron or non-alloy steel, >=600mm wide	45.95
		4011	New Pneumatic Tyres, Of Rubber	40.78
		8410	Hydraulic turbines, water wheels and regulators therefor	40.29
	8803	Parts of goods of 88.01 or 88.02	37.97	
	6309	Worn clothing	37.81	
	6304	Other furnishing articles, nes (excl. Of 94.04)	37.29	

Table 6a (Ctd): Twenty major imports of EAC countries for 2010 (US\$ million)

Country	Hs level	Description of Goods	CIF values	
Kenya	2 digits			
	27	Mineral fuels, mineral oils and products of their	2703.02	
	84	Nuclear reactors, boilers, machinery and mechanical	1217.01	
	85	Electrical machinery and equipment and parts there	1193.69	
	87	Vehicles other than railway or tramway rolling-sto	899.77	
	39	Plastics and articles thereof.	492.27	
	72	Iron and steel.	489.69	
	15	Animal or vegetable fats and oils and their cleava	485.26	
	10	Cereals.	397.22	
	88	Aircraft, spacecraft, and parts thereof.	366.47	
	30	Pharmaceutical products.	332.87	
	48	Paper and paperboard; articles of paper pulp, of p	318.61	
	38	Miscellaneous chemical products.	234.23	
	17	Sugars and sugar confectionery.	183.36	
	31	Fertilisers.	179.74	
	73	Articles of iron or steel.	150.95	
	40	Rubber and articles thereof.	143.54	
	63	Other made up textile articles; sets; worn clothin	142.37	
	29	Organic chemicals.	132.48	
	90	Optical, photographic, cinematographic, measuring,	121.64	
	94	Furniture; bedding, mattresses, mattress supports,	93.91	
		4 digits		
		2710	Petroleum oils and oils obtained from bituminous m	1648.30
		2709	Petroleum oils crude	916.26
		8517	Electrical apparatus for line telephony or line te	520.66
		1511	Palm oil and its fractions wheather or not refined	452.50
		8703	Motor cars and other motor vehicles for the transp	345.88
		8802	Other aircraft (eg helicopters, aeroplanes); space	301.94
		3004	Medicaments of mixed or unmixed products, for reta	269.93
		7208	Hot-rolled iron or non-alloy steel, >=600mm wide	269.35
		1001	Wheat and meslin	219.95
		8704	Motor vehicles for the transport of goods	186.78
		1701	Cane or beet sugar and chemically pure sucrose, in	168.59
		3901	Polymers of ethylene, in primary forms	165.47
		8471	Automatic data processing machines...; magnetic re	160.00
	8502	Electric generating sets and rotary converters	130.63	
	8701	Tractors (excl. Tractors of 87.09)	124.02	
	3105	Mineral or chemical fertilizers, nes; other fertil	116.55	
	1006	Rice	100.44	
	8407	Spark-ignition reciprocating/rotary internal combu	97.63	
	3808	Insecticides, rodenticides... And similar products	95.26	
	3902	Polymers of propylene or of other olefins, in prim	86.39	
Rwanda	2 digits			
	85	Electrical machinery and equipment and parts thereof;sound recorders and reproducers,television imageandsound recorders and reproducers, andparts and accessories of such articles	128.84	
	27	Mineral fuels, mineral oils and products of their distillation;bituminous substances; mineral waxes	120.04	
	84	Nuclear reactors, boilers, machineryand mechanical appliances; parts thereof	108.89	
	30	Pharmaceutical products	62.28	
	87	Vehicles other than railway or tramway rolling?stock,and parts and accessories thereof	60.80	
	63	Other made up textile articles; sets;worn clothing and worn textile articles; rags	53.15	
	72	Iron and steel	52.68	
	10	Cereals	49.14	
	25	Salt; sulphur; earths and stone;plastering materials, lime and cement	46.39	
	73	Articles of iron or steel	42.67	
	15	Animal or vegetable fats and oils and their cleavage products;prepared edible fats;animal or vegetable waxes	40.99	
	17	Sugars and sugar confectionery	38.96	
	39	Plastics and articles thereof	38.90	
	90	Optical, photographic,cinematographic, measuring, checking,precision, medical or surgical instrumentsand apparatus; parts and accessories thereof	32.19	

Table 6a (Ctd): Twenty major imports of EAC countries for 2010 (US\$ million)

Country	Hs level	Description of Goods	CIF values
	31	Fertilisers	21.65
	48	Paper and paperboard; articles of paper pulp, of paper or of paperboard	20.23
	34	Soap, organic surface-active agents, washing preparations, lubricating preparations, artificial waxes, prepared waxes, polishing or scouring preparations, candles and similar articles, modelling pastes, Furniture; bedding, mattresses, mattress supports, cushions and similar stuffed furnishings; lamps and lighting fittings, not elsewhere specified or included; illuminated signs, illuminated name-plates and the like	17.00
	94	Products of the milling industry; malt; starches; inulin; wheat gluten	14.72
	11	Printed books, newspapers, pictures and other products of the printing industry; manuscripts, typescripts and plans	14.69
	49		14.32
	4 digits		
	2710	Petroleum oils and oils obtained from bituminous minerals, other than crude; preparation	110.99
	2523	Portland cement, aluminous cement, slag cement, supersulphate cement and similar hydraulic	42.59
	6304	Other furnishing articles, excluding those of heading 94.04.	37.85
	3004	Artificial waxes and prepared waxes.	35.49
	1701	Cane or beet sugar and chemically pure sucrose, in solid form.	35.30
	8517	Electrical apparatus for line telephony or line telegraphy, including line telephone set	31.32
	8703	Motor cars and other motor vehicles principally designed for the transport of persons (other than motor cycles)	27.70
	8471	Automatic data processing machines and units thereof; magnetic or optical readers, machines for magnetic or optical data recording and reproduction, magnetic or optical character recognisers	24.66
	7308	Structures (excluding prefabricated buildings of heading 94.06) and parts of structures	21.13
	1511	Palm oil and its fractions, whether or not refined, but not chemically modified.	19.04
	8544	Insulated (including enamelled or anodised) wire, cable (including co-axial cable) and optical fibre	18.72
	9018	Instruments and appliances used in medical, surgical, dental or veterinary sciences, including X-ray apparatus, ultrasonic vibrators, etc.	17.45
	3917	Tubes, pipes and hoses, and fittings therefor (for example, joints, elbows, flanges), of plastic	16.55
	1006	Rice.	16.47
	1001	Wheat and meslin.	16.13
	3002	Human blood; animal blood prepared for therapeutic, prophylactic or diagnostic uses; antivenom	15.91
	3105	Mineral or chemical fertilisers containing two or three of the fertilising elements nitrogen, phosphorus and potassium	15.28
	1005	Maize (corn).	15.04
	7210	Flat-rolled products of iron or non-alloy steel, of a width of 600 mm or more, clad, plated or coated	14.27
	8504	Electrical transformers, static converters (for example, rectifiers) and inductors.	12.57
Burundi	2 digits		
	27	Mineral Fuels, Oils & Product Of Their Distillation; Etc	201.81
	87	Vehicles O/T Railw/Tramw Roll-Stock, Pts & Accessories	77.02
	85	Electrical Mchy Equip Parts Thereof; Sound Recorder Etc	47.43
	30	Pharmaceutical Products	42.60
	72	Iron And Steel	31.25
	84	Nuclear Reactors, Boilers, Mchy & Mech Appliance; Parts	30.97
	63	Other Made Up Textile Articles; Sets; Worn Clothing Etc	16.58
	11	Prod Mill Indust; Malt; Starches; Inulin; Wheat Gluten	15.41
	73	Articles Of Iron Or Steel	13.60
	17	Sugars And Sugar Confectionery	13.31
	90	Optical, Photo, Cine, Meas, Checking, Precision, Etc	10.86
	40	Rubber And Articles Thereof	7.16
	94	Furniture; Bedding, Mattress, Matt Support, Cushion Etc	6.94
	31	Fertilisers	6.48

Table 6a (Ctd): Twenty major imports of EAC countries for 2010 (US\$ million)

Country	Hs level	Description of Goods	CIF values		
	49	Printed Books, Newspapers, Pictures & Other Product Etc	4.80		
	33	Essential Oils & Resinoids; Perf, Cosmetic/Toilet Prep	4.66		
	15	Animal/Veg Fats & Oils & Their Cleavage Products; Etc	3.83		
	70	Glass And Glassware	3.51		
	83	Miscellaneous Articles Of Base Metal	3.22		
	13	Lac; Gums, Resins & Other Vegetable Saps & Extracts	1.42		
	4 digits	1107	Malt	10.17	
		1701	Cane Or Beet Sugar And Chemically Pure Sucrose, In Solid Form	12.67	
		2710	Petroleum Oils, Etc, (Excl. Crude); Preparations Thereof, Nes	198.93	
		2713	Petroleum Coke, Bitumen And Other Residues Of Petroleum Oils	1.49	
		3004	Medicaments Of Mixed Or Unmixed Products, For Retail Sale	38.82	
		4011	New Pneumatic Tyres, Of Rubber	5.99	
		6304	Other Furnishing Articles, Nes (Excl. Of 94.04)	11.29	
		6309	Worn Clothing And Other Worn Articles	3.58	
		7010	Carboys, Bottles, Flasks... Ampoules, Etc; Stoppers, Lids..., Of Glass	2.13	
		7210	Rolled Iron Or Non-Alloy Steel, >=600Mm Wide, Clad, Plated Or Coated	11.02	
		7214	Iron/Steel Bars And Rods, Forged, Etc (Incl. Twisted), Uncoiled	6.47	
		8422	Dish Washing Machines; Machinery For Cleaning..., Filling..., Aerating	1.77	
		8471	Automatic Data Processing Machines...; Magnetic Readers..., Nes	3.85	
		8525	Radio-Communication/Television Transmission Apparatus; Tv Cameras	0.95	
		8529	Parts Suitable For Use With The Apparatus Of 85.25 To 85.28	0.72	
		8703	Motor Cars And Other Motor Vehicles For The Transport Of Persons	25.60	
		8704	Motor Vehicles For The Transport Of Goods	19.70	
	8708	Parts And Accessories Of The Motor Vehicles Of 87.01 To 87.05	7.93		
	8711	Motocycles (Incl. Mopeds) And Cycles Fitted With An Auxiliary Motor	7.12		
	9403	Other Furniture And Parts Thereof	2.72		
	Tanzania	2 digits	27	Mineral Fuels, Oils & Product Of Their Distillation; Etc	2214.94
			87	Vehicles O/T Railw/Tranw Rool-Stock, Pts & Accessories	919.15
			84	Nuclear Reactors, Boilers, Mchy & Mech Appliance; Parts	894.54
			85	Electrical Mchy Equip Parts Thereof; Sound Recorder Etc	484.22
			39	Plastics And Articles Thereof	413.52
			72	Iron And Steel	317.42
			10	Cereals	308.84
			15	Animal/Veg Fats & Oil & Their Cleavage Products; Etc	211.65
73			Articles Of Iron And Steel	181.40	
40			Rubber And Articles Thereof	160.86	
30			Pharmaceutical Products	153.48	
31			Fertilisers	131.25	
48			Paper & Paperboard; Art Of Paper Pulp, Paper/Paperboard	104.60	
38			Miscellaneous Chemical Products	103.33	
17			Sugars And Sugar Confectionery	92.52	
88			Aircraft, Spacecraft, And Parts Of	77.92	
28			Inorgn Chem; Compds Of Prec Met, Radioact Elements Etc	76.55	
29			Organic Chemicals	75.87	
25			Salt; Sulphur; Earth & Ston; Plastering Mat; Lime & Cem	72.06	
63		Other Made Up Textile Articles; Sets; Worn Clothing Etc	67.56		
4 digits		2710	Petroleum Oils And Oils Obtained From Bituminous Minerals, Other Than Crude	2154.88	
		8703	Motor Cars And Other Motor Vehicles For The Transport Of Persons	304.68	
		1001	Wheat And Meslin	291.94	
		8704	Motor Vehicles For The Transport Of Goods	229.18	
		3901	Polymers Of Ethylene, In Primary Forms	176.31	
		7208	Hot-Rolled Iron Or Non-Alloy Steel, >=600Mm Wide	173.60	
		1511	Palm Oil And Its Fractions Whether Or Not Refined Not Chemically Modified	173.46	
	4011	New Pneumatic Tyres, Of Rubber	128.27		
8517	Electrical Apparatus For Line Telephony Or Line Telegraphy	125.37			
8431	Parts Suitable For Use With The Machinery Of 84.25 To 84.30	112.09			
8429	Self-Propelled Bulldozers, Angledozer, Graders, Levellers, Etc	108.28			

Table 6a (Ctd): Twenty major imports of EAC countries for 2010 (US\$ million)

Country	Hs level	Description of Goods	CIF values
	3004	Medicaments Of Mixed Or Unmixed Products, For Retail Sale	105.89
	8701	Tractors (Excl. Tractors Of 87.09)	93.64
	8702	Public-Transport Type Passenger Motor Vehicles	92.97
	3902	Polymers Of Propylene Or Of Other Olefins, In Primary Forms	81.71
	1701	Cane Or Beet Sugar And Chemically Pure Sucrose, In Solid Form	81.28
	8802	Other Aircraft (Eg Helicopters, Aeroplanes); Spacecraft, Etc	72.09
	8471	Automatic Data Processing Machines...; Magnetic Readers..., Nes	71.15
	3102	Mineral Or Chemical Fertilizers, Nitrogenous	70.73
	3105	Mineral Or Chemical Fertilizers, Nes; Other Fertilizers; Goods =<10Kg	57.60

Table 6b: Twenty major imports of EAC countries for 2011 (US\$ million)

Country	Hs level	Description of Goods	CIF values	
Uganda	2 digits			
	27	Mineral Fuels, Oils & Product Of Their Distillation; Etc	1,318.84	
	85	Electrical Mchy Equip Parts Thereof; Sound Recorder Etc	532.47	
	87	Vehicles O/T Railw/Tramw Roll-Stock, Pts & Accessories	509.20	
	84	Nuclear Reactors, Boilers, Mchy & Mech Appliance; Parts	486.11	
	72	Iron And Steel	264.14	
	30	Pharmaceutical Products	255.52	
	15	Animal/Veg Fats & Oil & Their Cleavage Products; Etc	247.92	
	39	Plastics And Articles Thereof	226.96	
	10	Cereals	200.99	
	17	Sugars And Sugar Confectionery	136.24	
	25	Salt; Sulphur; Earth & Ston; Plastering Mat; Lime & Cem	133.45	
	48	Paper & Paperboard; Art Of Paper Pulp, Paper/Paperboard	124.28	
	90	Optical, Photo, Cine, Meas, Checking, Precision, Etc	82.24	
	38	Miscellaneous Chemical Products	74.89	
	73	Articles Of Iron Or Steel	74.59	
	63	Other Made Up Textile Articles; Sets; Worn Clothing Etc	70.57	
	22	Beverages, Spirits And Vinegar	62.46	
	40	Rubber And Articles Thereof	57.16	
	33	Essential Oils & Resinoids; Perf, Cosmetic/Toilet Prep	52.70	
	88	Aircraft, spacecraft, and parts thereof.	52.25	
		4 digits		
		2710	Petroleum Oils, Oils from Bituminous Minerals, not Crude; preparations n.e.s. containing 70% or more of Petroleum Oils, Oils from Bituminous Minerals; these being the Basic Constituents of the preparations	1255
		8517	Line Telephony or Line Telegraphy Apparatus; including such Apparatus for Carrier-current Line Systems	289
		1511	Palm Oil and Its Fractions; whether or not Refined, but not Chemically Modified	225
		8703	Motor Cars and other Motor Vehicles; Principally Designed for the Transport of Persons (other than those of Heading No. 8702), including Station Wagons and Racing Cars	205
		3004	Medicaments; (not Goods of Heading No. 3002, 3005 or 3006) Consisting of Mixed or Unmixed Products for Therapeutic or Prophylactic use, put up in Measured Doses or in forms or Packings for Retail Sale	186
		1001	Wheat and Meslin	159
		8704	Vehicles; for the Transport of Goods	129
		1701	Cane or Beet Sugar and Chemically Pure Sucrose, in Solid form	121
		2523	Portland Cement, Aluminous Cement, Slag Cement, Supersulphate Cement and similar Hydraulic Cements; whether or not Coloured or in the form of Clinkers	106
		7210	Iron or Non-alloy Steel; Flat-rolled Products, Width of 600mm or more, Clad, Plated or Coated	101
		8429	Bulldozers, Graders, Levellers, Scrapers, Angle-dozers, Mechanical Shovels, Excavators, Shovel Loaders, Tamping Machines and Road Rollers, Self-propelled	64
		8711	Motorcycles (including Mopeds) and Cycles; Fitted with an Auxiliary Motor, with or without Side-cars; Side-cars	63
		3901	Polymers of Ethylene, in primary forms	55
		3907	Polyacetals, other Polyethers and Epoxide Resins, in primary forms; Polycarbonates, Alkyd Resins, Polyallyl Esters and other Polyesters, in primary forms	55
		8803	Aircraft; Parts of Heading No. 8801 or 8802	50
		7208	Iron or Non-alloy Steel; Flat-rolled Products of a Width of 600mm or more, Hot-rolled, not Clad, Plated or Coated	49
		8471	Automatic Data Processing Machines and Units thereof; Magnetic or Optical Readers, Machines for Transcribing Data onto Data Media in Coded form and Machines for Processing such Data n.e.s.	47
		6309	Clothing, Worn; and other Worn articles	44
		4011	New Pneumatic Tyres, of Rubber	39

Table 6b (Ctd): Twenty major imports of EAC countries for 2011 (US\$ million)

Country	Hs level	Description of Goods	CIF values	
	9018	Instruments and Appliances used in Medical, Surgical, Dental or Veterinary Sciences, including Scintigraphic Apparatus, other Electro-medical Apparatus and Sight Testing Instruments	39	
Kenya	2 digits			
	27	Mineral fuels, mineral oils and products of their	4016.81	
	84	Nuclear reactors, boilers, machinery and mechanica	1458.36	
	85	Electrical machinery and equipment and parts there	1026.14	
	87	Vehicles other than railway or tramway rolling-sto	955.99	
	72	Iron and steel.	648.83	
	10	Cereals.	647.86	
	15	Animal or vegetable fats and oils and their cleava	605.22	
	39	Plastics and articles thereof.	603.95	
	30	Pharmaceutical products.	433.92	
	48	Paper and paperboard; articles of paper pulp, of p	363.17	
	88	Aircraft, spacecraft, and parts thereof.	270.00	
	31	Fertilisers.	259.91	
	38	Miscellaneous chemical products.	245.56	
	73	Articles of iron or steel.	204.30	
	63	Other made up textile articles; sets; worn clothin	186.38	
	90	Optical, photographic, cinematographic, measuring,	177.98	
	40	Rubber and articles thereof.	166.92	
	76	Aluminium and articles thereof.	137.24	
	29	Organic chemicals.	128.75	
	17	Sugars and sugar confectionery.	124.50	
		4 digits		
		2710	Petroleum oils and oils obtained from bituminous m	2434.14
		2709	Petroleum oils crude	1396.70
		1511	Palm oil and its fractions wheather or not refined	556.58
		8517	Electrical apparatus for line telephony or line te	419.96
		7208	Hot-rolled iron or non-alloy steel, >=600mm wide	379.11
		1001	Wheat and meslin	353.24
		3004	Medicaments of mixed or unmixed products, for reta	339.94
		8703	Motor cars and other motor vehicles for the transp	312.73
		8802	Other aircraft (eg helicopters, aeroplanes); space	202.66
		8704	Motor vehicles for the transport of goods	192.42
		3901	Polymers of ethylene, in primary forms	191.87
	8471	Automatic data processing machines...; magnetic re	175.05	
	3105	Mineral or chemical fertilizers, nes; other fertil	153.62	
	8701	Tractors (excl. Tractors of 87.09)	150.69	
	1006	Rice	141.29	
	1005	Maize(corn)	129.25	
	8474	Machinery for sorting..., agglomerating... Earth,	116.05	
	8407	Spark-ignition reciprocating/rotary internal combu	115.20	
	1701	Cane or beet sugar and chemically pure sucrose, in	110.21	
	3902	Polymers of propylene or of other olefins, in prim	101.07	
Rwanda	2 digits			
	85	Electrical machinery and equipment and parts thereof;sound recorders and reproducers,television image and sound recorders and reproducers, andparts and accessories of such articles	139.51	
	27	Mineral fuels, mineral oils and products of their distillation;bituminous substances; mineral waxes	119.13	
	84	Nuclear reactors, boilers, machineryand mechanical appliances; parts thereof	108.66	
	87	Vehicles other than railway or tramway rolling?stock,and parts and accessories thereof	108.45	
	30	Pharmaceutical products	79.55	
	72	Iron and steel	73.58	
	15	Animal or vegetable fats and oils and their cleavage products;prepared edible fats;animal or vegetable waxes	60.85	
	10	Cereals	57.84	
	25	Salt; sulphur; earths and stone;plastering materials, lime and cement	56.59	

Table 6b (Ctd): Twenty major imports of EAC countries for 2011 (US\$ million)

Country	Hs level	Description of Goods	CIF values
	73	Articles of iron or steel	48.28
	17	Sugars and sugar confectionery	41.84
	90	Optical, photographic, cinematographic, measuring, checking, precision, medical or surgical instruments and apparatus; parts and accessories thereof	38.18
	39	Plastics and articles thereof	32.44
	48	Paper and paperboard; articles of paper pulp, of paper or of paperboard	26.91
	63	Other made up textile articles; sets; worn clothing and worn textile articles; rags	25.92
	31	Fertilisers	22.17
	34	Soap, organic surface-active agents, washing preparations, lubricating preparations, artificial waxes, prepared waxes, polishing or scouring preparations, candles and similar articles, modelling pastes,	19.67
	11	Products of the milling industry; malt; starches; inulin; wheat gluten	19.15
	33	Essential oils and resinoids; perfumery, cosmetic or toilet preparations	18.20
	38	Miscellaneous chemical products	17.31
	4 digits		
	2710	Petroleum oils and oils obtained from bituminous minerals, other than crude; preparation	105.80
	8703	Motor cars and other motor vehicles principally designed for the transport of persons (o	51.96
	2523	Portland cement, aluminous cement, slag cement, supersulphate cement and similar hydraul	51.92
	3002	Human blood; animal blood prepared for therapeutic, prophylactic or diagnostic uses; ant	37.38
	1701	Cane or beet sugar and chemically pure sucrose, in solid form.	33.68
	7308	Structures (excluding prefabricated buildings of heading 94.06) and parts of structures	33.06
	1001	Wheat and meslin.	33.02
	8517	Electrical apparatus for line telephony or line telegraphy, including line telephone set	31.81
	8471	Automatic data processing machines and units thereof; magnetic or optical readers, machi	30.50
	1511	Palm oil and its fractions, whether or not refined, but not chemically modified.	30.38
	3004	Medicaments (excluding goods of heading 30.02, 30.05 or 30.06) consisting of mixed or un	28.09
	8544	Insulated (including enamelled or anodised) wire, cable (including co-axial cable) and o	26.41
	8704	Motor vehicles for the transport of goods.	22.22
	8803	Parts of goods of heading 88.01 or 88.02.	19.13
	1516	Animal or vegetable fats and oils and their fractions, partly or wholly hydrogenated, in	18.82
	7210	Flat-rolled products of iron or non-alloy steel, of a width of 600 mm or more, clad, pla	17.49
	6309	Worn clothing and other worn articles.	16.64
	7208	Flat-rolled products of iron or non-alloy steel, of a width of 600 mm or more, hot-rolle	16.61
	3401	Soap; organic surface-active products and preparations for use as soap, in the form of b	15.63
	4011	New pneumatic tyres, of rubber.	15.48
Burundi	27	Mineral Fuels, Oils & Product Of Their Distillation; Etc	176.76
	21	Miscellaneous Edible Preparations	69.87
	84	Nuclear Reactors, Boilers, Mchy & Mech Appliance; Parts	55.20
	30	Pharmaceutical Products	52.63
	25	Salt; Sulphur; Earth & Ston; Plastering Mat; Lime & Cem	40.43
	72	Iron And Steel	33.99
	10	Cereals	27.70
	11	Prod Mill Indust; Malt; Starches; Inulin; Wheat Gluten	19.23
	73	Articles Of Iron Or Steel	19.17

Table 6b (Ctd): Twenty major imports of EAC countries for 2011 (US\$ million)

Country	Hs level	Description of Goods	CIF values
	63	Other Made Up Textile Articles; Sets; Worn Clothing Etc	17.86
	15	Animal/Veg Fats & Oils & Their Cleavage Products; Etc	14.58
	39	Animal/Veg Fats & Oils & Their Cleavage Products; Etc	14.04
	17	Sugars And Sugar Confectionery	11.25
	48	Sugars And Sugar Confectionery	11.00
	31	Sugars And Sugar Confectionery	10.74
	70	Glass And Glassware	10.17
	40	Glass And Glassware	8.37
	38	Miscellaneous Chemical Products	7.07
	12	Oil Seed, Oleagi Fruits; Miscell Grain, Seed, Fruit Etc	7.01
	64	Footwear, Gaiters And The Like; Parts Of Such Articles	6.52
	68	Art Of Stone, Plaster, Cement, Asbestos, Mica/Sim Mat	6.18
	4 digits		
	2710	Petroleum Oils, Etc, (Excl. Crude); Preparations Thereof, Nes	154.13
	2106	Food Preparations Not Elsewhere Specified Or Included	69.07
	3004	Medicaments Of Mixed Or Unmixed Products, For Retail Sale	39.69
	2523	Portland Cement, Aluminous Cement, Persulphate Cement, Etc	36.14
	2714	Slate, Crude, Roughly Trimmed Or Merely Cut	16.89
		Rolled Iron Or Non-Alloy Steel, >=600Mm Wide, Clad, Plated Or Coated	15.28
	7210	Coated	15.28
	1005	Maize(Corn)	15.14
	1107	Grain Sorghum	13.30
	6304	Other Furnishing Articles, Nes (Excl. Of 94.04)	10.42
	1511	Palm Oil And Its Fractions	10.23
	8422	Dish Washing Machines; Machinery For Cleaning..., Filling..., Aerating	10.12
	1701	Cane Or Beet Sugar And Chemically Pure Sucrose, In Solid Form	10.01
	3002	Mineral Or Chemical Fertilizers, Nitrogenous	9.02
	7010	Carboys, Bottles, Flasks... Ampoules, Etc; Stoppers, Lids..., Of Glass	8.10
	8429	Self-Propelled Bulldozers, Angledozers, Graders, Levellers, Etc	8.06
	7214	Iron/Steel Bars And Rods, Forged, Etc (Incl. Twisted), Uncoiled	7.67
	1001	Milk And Cream, Not Concentrated Or Sweetened	7.44
	3105	Mineral Or Chemical Fertilizers, Nes; Other Fertilizers; Goods =<10Kg	6.74
	4011	New Pneumatic Tyres, Of Rubber	6.51
	7308	Iron/Steel Structures And Parts Thereof; Plates, Rods... Therefor	6.46
Tanzania	2 digits		
	27	Mineral Fuels, Oils & Product Of Their Distillation; Etc	3,596.82
	84	Nuclear Reactors, Boilers, Mchy & Mech Appliance; Parts	1,343.65
	87	Vehicles O/T Railw/Tranw Rool-Stock, Pts & Accessories	1,023.47
	85	Electrical Mchy Equip Parts Thereof; Sound Recorder Etc	711.37
	10	Cereals	470.70
	39	Plastics And Articles Thereof	430.82
	72	Iron And Steel	394.47
	15	Animal/Veg Fats & Oil & Their Cleavage Products; Etc	317.68
	30	Pharmaceutical Products	271.09
	73	Articles Of Iron And Steel	251.48
	31	Fertilisers	203.54
	40	Rubber And Articles Thereof	193.60
	90	Optical, Photo, Cine, Meas, Checking, Precision, Etc	128.48
	17	Sugars And Sugar Confectionery	125.99
	48	Paper & Paperboard; Art Of Paper Pulp, Paper/Paperboard	116.43
	38	Miscellaneous Chemical Products	102.66
	25	Salt; Sulphur; Earth & Ston; Plastering Mat; Lime & Cem	93.33
	28	Inorgn Chem; Comps Of Prec Met, Radioact Elements Etc	92.78
	63	Other Made Up Textile Articles; Sets; Worn Clothing Etc	87.67
	94	Furniture; Bedding, Mattress, Matt Support, Cushion Etc	81.89
	4 digits		
	2710	Petroleum Oils And Oils Obtained From Bituminous Minerals,Other Than Crude	3,517.81
	1001	Wheat And Meslin	404.38
		Palm Oil And Its Fractions Wheather Or Not Refined Not Chemically Modified	274.56
	1511	Modified	274.56
	8704	Motor Vehicles For The Transport Of Goods	269.97
	8703	Motor Cars And Other Motor Vehicles For The Transport Of Persons	260.79
	7208	Hot-Rolled Iron Or Non-Alloy Steel, >=600Mm Wide	232.11
	8431	Parts Suitable For Use With The Machinery Of 84.25 To 84.30	208.43

Table 6b (Ctd): Twenty major imports of EAC countries for 2011 (US\$ million)

Country	Hs level	Description of Goods	CIF values
	8517	Electrical Apparatus For Line Telephony Or Line Telegraphy	201.69
	8411	Turbo-Jets, Turbo-Propellers And Other Gas Turbines	183.30
	3901	Polymers Of Ethylene, In Primary Forms	168.42
	8701	Tractors (Excl. Tractors Of 87.09)	165.73
	3004	Medicaments Of Mixed Or Unmixed Products, For Retail Sale	158.14
	8429	Self-Propelled Bulldozers, Angledozer, Graders, Levellers, Etc	155.68
	4011	New Pneumatic Tyres, Of Rubber	140.81
	1701	Cane Or Beet Sugar And Chemically Pure Sucrose, In Solid Form	112.70
	8502	Electric Generating Sets And Rotary Converters	109.90
	3105	Mineral Or Chemical Fertilizers, Nes; Other Fertilizers; Goods =<10Kg	106.86
	3902	Polymers Of Propylene Or Of Other Olefins, In Primary Forms	84.88
	3102	Mineral Or Chemical Fertilizers, Nitrogenous	81.60
	8702	Public-Transport Type Passenger Motor Vehicles	75.87

Table 6c: Twenty major imports of EAC countries for 2011 compared to 2010 (in US\$ million)

Country	Hs Level	Description of Goods	2010	2011	% change
Uganda	2digits				
	27	Mineral Fuels, Oils & Product Of Their Distillation; Etc	937.78	1,318.84	40.63
	85	Electrical Mchy Equip Parts Thereof; Sound Recorder Etc	416.94	532.47	27.71
	87	Vehicles O/T Railw/Tramw Roll-Stock, Pts & Accessories	430.36	509.20	18.32
	84	Nuclear Reactors, Boilers, Mchy & Mech Appliance; Parts	512.31	486.11	(5.11)
	72	Iron And Steel	223.41	264.14	18.23
	30	Pharmaceutical Products	198.96	255.52	28.43
	15	Animal/Veg Fats & Oil & Their Cleavage Products; Etc	189.29	247.92	30.97
	39	Plastics And Articles Thereof	160.13	226.96	41.74
	10	Cereals	162.97	200.99	23.33
	17	Sugars And Sugar Confectionery	90.49	136.24	50.56
	25	Salt; Sulphur; Earth & Ston; Plastering Mat; Lime & Cem	129.04	133.45	3.42
	48	Paper & Paperboard; Art Of Paper Pulp, Paper/Paperboard	98.62	124.28	26.02
	90	Optical, Photo, Cine, Meas, Checking, Precision, Etc	63.23	82.24	30.07
	38	Miscellaneous Chemical Products	63.09	74.89	18.71
	73	Articles Of Iron Or Steel	89.69	74.59	(16.84)
	63	Other Made Up Textile Articles; Sets; Worn Clothing Etc	98.20	70.57	(28.14)
	22	Beverages, Spirits And Vinegar	52.85	62.46	18.19
	40	Rubber And Articles Thereof	54.37	57.16	5.14
	33	Essential Oils & Resinoids; Perf, Cosmetic/Toilet Prep	43.38	52.70	21.48
88	Aircraft, spacecraft, and parts thereof.	41.19	52.25	26.84	
	4 digits				
	2710	Petroleum Oils, Oils from Bituminous Minerals, not Crude; preparations n.e.s. containing 70% or more of Petroleum Oils, Oils from Bituminous Minerals; these being the Basic Constituents of the preparations	897.43	1,255.12	39.86
	8517	Line Telephony or Line Telegraphy Apparatus; including such Apparatus for Carrier-current Line Systems	174.59	289.17	65.63
	1511	Palm Oil and Its Fractions; whether or not Refined, but not Chemically Modified	177.05	224.54	26.82
	8703	Motor Cars and other Motor Vehicles; Principally Designed for the Transport of Persons (other than those of Heading No. 8702), including Station Wagons and Racing Cars	186.04	205.00	10.19
	3004	Medicaments; (not Goods of Heading No. 3002, 3005 or 3006) Consisting of Mixed or Unmixed Products for Therapeutic or Prophylactic use, put up in Measured Doses or in forms or Packings for Retail Sale	153.52	185.77	21.01
	1001	Wheat and Meslin	129.09	159.00	23.17

Table 6c (Ctd): Twenty major imports of EAC countries for 2011 compared to 2010 (in US\$ million)

Country	Hs Level	Description of Goods	2010	2011	% change
	8704	Vehicles; for the Transport of Goods	100.33	129.20	28.78
	1701	Cane or Beet Sugar and Chemically Pure Sucrose, in Solid form	78.07	121.12	55.14
	2523	Portland Cement, Aluminous Cement, Slag Cement, Supersulphate Cement and similar Hydraulic Cements; whether or not Coloured or in the form of Clinkers	104.88	105.87	0.95
	7210	Iron or Non-alloy Steel; Flat-rolled Products, Width of 600mm or more, Clad, Plated or Coated	81.11	101.14	24.70
	8429	Bulldozers, Graders, Levellers, Scrapers, Angle-dozers, Mechanical Shovels, Excavators, Shovel Loaders, Tamping Machines and Road Rollers, Self-propelled Motorcycles (including Mopeds) and Cycles; Fitted with an Auxiliary Motor, with or without Side-cars; Side-cars	36.79	63.71	73.17
	8711		47.59	63.45	33.33
	3901	Polymers of Ethylene, in primary forms	47.80	54.68	14.41
	3907	Polyacetals, other Polyethers and Epoxide Resins, in primary forms; Polycarbonates, Alkyd Resins, Polyallyl Esters and other Polyesters, in primary forms	33.45	54.66	63.39
	8803	Aircraft; Parts of Heading No. 8801 or 8802	37.97	49.65	30.76
	7208	Iron or Non-alloy Steel; Flat-rolled Products of a Width of 600mm or more, Hot-rolled, not Clad, Plated or Coated	45.95	49.25	7.17
	8471	Automatic Data Processing Machines and Units thereof; Magnetic or Optical Readers, Machines for Transcribing Data onto Data Media in Coded form and Machines for Processing such Data n.e.s.	64.20	46.95	(26.86)
	6309	Clothing, Worn; and other Worn articles	37.81	44.01	16.40
	4011	New Pneumatic Tyres, of Rubber	40.78	39.42	(3.34)
	9018	Instruments and Appliances used in Medical, Surgical, Dental or Veterinary Sciences, including Scintigraphic Apparatus, other Electro-medical Apparatus and Sight Testing Instruments	24.81	38.53	55.29
Kenya	2 digits				
	27	Mineral fuels, mineral oils and products of their	2703.02	4016.81	48.60
	84	Nuclear reactors, boilers, machinery and mechanica	1217.01	1458.36	19.83
	85	Electrical machinery and equipment and parts there	1193.69	1026.14	-14.04
	87	Vehicles other than railway or tramway rolling-sto	899.77	955.99	6.25
	72	Iron and steel.	489.69	648.83	32.50
	10	Cereals.	397.22	647.86	63.10
	15	Animal or vegetable fats and oils and their cleava	485.26	605.22	24.72
	39	Plastics and articles thereof.	492.27	603.95	22.69
	30	Pharmaceutical products.	332.87	433.92	30.36
	48	Paper and paperboard; articles of paper pulp, of p	318.61	363.17	13.99
	88	Aircraft, spacecraft, and parts thereof.	366.47	270.00	-26.32
	31	Fertilisers.	179.74	259.91	44.60
	38	Miscellaneous chemical products.	234.23	245.56	4.84
	73	Articles of iron or steel.	150.95	204.30	35.35
	63	Other made up textile articles; sets; worn clothin	142.37	186.38	30.92
	90	Optical, photographic, cinematographic, measuring,	121.64	177.98	46.31
	40	Rubber and articles thereof.	143.54	166.92	16.29
	76	Aluminium and articles thereof.	77.94	137.24	76.07
	29	Organic chemicals.	132.48	128.75	-2.81
	17	Sugars and sugar confectionery.	183.36	124.50	-32.10
	4 digits				
	2710	Petroleum oils and oils obtained from bituminous m	1648.30	2434.14	47.68
	2709	Petroleum oils crude	916.26	1396.70	52.43
	1511	Palm oil and its fractions wheather or not refined	452.50	556.58	23.00
	8517	Electrical apparatus for line telephony or line te	520.66	419.96	-19.34
	7208	Hot-rolled iron or non-alloy steel, >=600mm wide	269.35	379.11	40.75
	1001	Wheat and meslin	219.95	353.24	60.60
	3004	Medicaments of mixed or unmixed products, for reta	269.93	339.94	25.94
	8703	Motor cars and other motor vehicles for the transp	345.88	312.73	-9.58

Table 6c (Ctd): Twenty major imports of EAC countries for 2011 compared to 2010 (in US\$ million)

Country	Hs Level	Description of Goods	2010	2011	% change
	8802	Other aircraft (eg helicopters, aeroplanes); space	301.94	202.66	-32.88
	8704	Motor vehicles for the transport of goods	186.78	192.42	3.02
	3901	Polymers of ethylene, in primary forms	165.47	191.87	15.95
	8471	Automatic data processing machines...; magnetic re	160.00	175.05	9.40
	3105	Mineral or chemical fertilizers, nes; other fertil	116.55	153.62	31.81
	8701	Tractors (excl. Tractors of 87.09)	124.02	150.69	21.51
	1006	Rice	100.44	141.29	40.67
	1005	Maize(corn)	69.05	129.25	87.19
	8474	Machinery for sorting..., agglomerating... Earth,	34.79	116.05	233.57
	8407	Spark-ignition reciprocating/rotary internal combu	97.63	115.20	18.00
	1701	Cane or beet sugar and chemically pure sucrose, in	168.59	110.21	-34.63
	3902	Polymers of propylene or of other olefins, in prim	86.39	101.07	16.99
Rwanda	2 digits	Electrical machinery and equipment and parts thereof;sound recorders and reproducers,television image and sound recorders and reproducers, andparts and accessories of such articles	128.84	139.51	8.28
	85	Mineral fuels, mineral oils and products of their distillation;bituminous substances; mineral waxes	120.04	119.13	(0.76)
	27	Nuclear reactors, boilers, machineryand mechanical appliances; parts thereof	108.89	108.66	(0.22)
	84	Vehicles other than railway or tramway rolling?stock,and parts and accessories thereof	60.80	108.45	78.38
	87	Pharmaceutical products	62.28	79.55	27.71
	30	Iron and steel	52.68	73.58	39.68
	72	Animal or vegetable fats and oils and their cleavage products;prepared edible fats;animal or vegetable waxes	40.99	60.85	48.45
	15	Cereals	49.14	57.84	17.70
	10	Salt; sulphur; earths and stone;plastering materials, lime and cement	46.39	56.59	21.98
	25	Articles of iron or steel	42.67	48.28	13.16
	73	Sugars and sugar confectionery	38.96	41.84	7.38
	17	Optical, photographic,cinematographic, measuring, checking,precision, medical or surgical instrumentsand apparatus; parts and accessories thereof	32.19	38.18	18.63
	90	Plastics and articles thereof	38.90	32.44	(16.63)
	39	Paper and paperboard; articles of paper pulp,of paper or of paperboard	20.23	26.91	33.00
	48	Other made up textile articles; sets;worn clothing and worn textile articles; rags	53.15	25.92	(51.23)
	63	Fertilisers	21.65	22.17	2.44
	31	Soap, organic surface-active agents, washing preparations,lubricating preparations, artificial waxes, prepared waxes,polishing or scouring preparations, candles and similar articles,modeling pastes,	17.00	19.67	15.70
	34	Products of the milling industry; malt; starches;inulin; wheat gluten	14.69	19.15	30.33
	11	Essential oils and resinoids; perfumery,cosmetic or toilet preparations	13.44	18.20	35.41
	33	Miscellaneous chemical products	13.28	17.31	30.36
	38	4 digits			
	2710	Petroleum oils and oils obtained from bituminous minerals, other than crude; preparation	110.99	105.80	(4.68)
	8703	Motor cars and other motor vehicles principally designed for the transport of persons (o	27.70	51.96	87.62
	2523	Portland cement, aluminous cement, slag cement, supersulphate cement and similar hydraul	42.59	51.92	21.89

Table 6c (Ctd): Twenty major imports of EAC countries for 2011 compared to 2010 (in US\$ million)

Country	Hs Level	Description of Goods	2010	2011	% change
	3002	Human blood; animal blood prepared for therapeutic, prophylactic or diagnostic uses; ant	15.91	37.38	134.93
	1701	Cane or beet sugar and chemically pure sucrose, in solid form.	35.30	33.68	(4.61)
	7308	Structures (excluding prefabricated buildings of heading 94.06) and parts of structures	21.13	33.06	56.44
	1001	Wheat and meslin.	16.13	33.02	104.65
	8517	Electrical apparatus for line telephony or line telegraphy, including line telephone set	31.32	31.81	1.56
	8471	Automatic data processing machines and units thereof; magnetic or optical readers, machi	24.66	30.50	23.66
	1511	Palm oil and its fractions, whether or not refined, but not chemically modified.	19.04	30.38	59.58
	3004	Medicaments (excluding goods of heading 30.02, 30.05 or 30.06) consisting of mixed or un	35.49	28.09	(20.87)
	8544	Insulated (including enamelled or anodised) wire, cable (including co-axial cable) and o	18.72	26.41	41.04
	8704	Motor vehicles for the transport of goods.	12.89	22.22	72.36
	8803	Parts of goods of heading 88.01 or 88.02.	5.11	19.13	274.70
	1516	Animal or vegetable fats and oils and their fractions, partly or wholly hydrogenated, in	10.56	18.82	78.26
	7210	Flat-rolled products of iron or non-alloy steel, of a width of 600 mm or more, clad, pla	14.27	17.49	22.58
	6309	Worn clothing and other worn articles.	10.00	16.64	66.48
	7208	Flat-rolled products of iron or non-alloy steel, of a width of 600 mm or more, hot-rolle	6.49	16.61	155.83
	3401	Soap; organic surface-active products and preparations for use as soap, in the form of b	12.13	15.63	28.87
	4011	New pneumatic tyres, of rubber.	8.80	15.48	75.87
Tanzania	2 digits				
	27	Mineral Fuels, Oils & Product Of Their Distillation; Etc	2,214.94	3,596.82	62.39
	84	Nuclear Reactors, Boilers, Mchy & Mech Appliance; Parts	897.22	1,343.65	49.76
	87	Vehicles O/T Railw/Tranw Rool-Stock, Pts & Accessories	926.51	1,023.47	10.47
	85	Electrical Mchy Equip Parts Thereof; Sound Recorder Etc	485.73	711.37	46.45
	10	Cereals	309.10	470.70	52.28
	39	Plastics And Articles Thereof	413.54	430.82	4.18
	72	Iron And Steel	317.42	394.47	24.27
	15	Animal/Veg Fats & Oil & Their Cleavage Products; Etc	211.68	317.68	50.07
	30	Pharmaceutical Products	153.53	271.09	76.57
	73	Articles Of Iron And Steel	182.14	251.48	38.07
	31	Fertilisers	131.25	203.54	55.08
	40	Rubber And Articles Thereof	160.95	193.60	20.29
	90	Optical, Photo, Cine, Meas, Checking, Precision, Etc	63.16	128.48	103.42
	17	Sugars And Sugar Confectionery	92.53	125.99	36.16
	48	Paper & Paperboard; Art Of Paper Pulp, Paper/Paperboard	104.61	116.43	11.30

Table 6c (Ctd): Twenty major imports of EAC countries for 2011 compared to 2010 (in US\$ million)

Country	Hs Level	Description of Goods	2010	2011	% change
	38	Miscellaneous Chemical Products	103.33	102.66	-0.64
	25	Salt; Sulphur; Earth & Ston; Plastering Mat; Lime & Cem Inorgn Chem; Comps Of Prec Met, Radioact Elements Etc	72.09	93.33	29.47
	28		76.57	92.78	21.17
	63	Other Made Up Textile Articles; Sets; Worn Clothing Etc	67.56	87.67	29.76
	94	Furniture; Bedding, Mattress, Matt Support, Cushion Etc	67.54	81.89	21.24
	4 digits				
	2710	Petroleum Oils And Oils Obtained From Bituminous Minerals,Other Than Crude	2,154.88	3,517.81	63.25
	1001	Wheat And Meslin	291.94	404.38	38.51
	1511	Palm Oil And Its Fractions Wheather Or Not Refined Not Chemically Modified	173.46	274.56	58.28
	8704	Motor Vehicles For The Transport Of Goods	229.18	269.97	17.80
	8703	Motor Cars And Other Motor Vehicles For The Transport Of Persons	304.68	260.79	-14.40
	7208	Hot-Rolled Iron Or Non-Alloy Steel, >=600Mm Wide Parts Suitable For Use With The Machinery Of 84.25 To 84.30	173.60	232.11	33.71
	8431	Electrical Apparatus For Line Telephony Or Line Telegraphy	112.09	208.43	85.95
	8517		126.33	201.69	59.66
	8411	Turbo-Jets, Turbo-Propellers And Other Gas Turbines	1.28	183.30	14,259.76
	3901	Polymers Of Ethylene, In Primary Forms	176.31	168.42	-4.47
	8701	Tractors (Excl. Tractors Of 87.09)	93.64	165.73	76.97
	3004	Medicaments Of Mixed Or Unmixed Products, For Retail Sale	105.95	158.14	49.27
	8429	Self-Propelled Bulldozers, Angledozers, Graders, Levellers, Etc	108.28	155.68	43.77
	4011	New Pneumatic Tyres, Of Rubber	128.36	140.81	9.70
	1701	Cane Or Beet Sugar And Chemically Pure Sucrose, In Solid Form	81.28	112.70	38.66
	8502	Electric Generating Sets And Rotary Converters	48.90	109.90	124.75
	3105	Mineral Or Chemical Fertilizers, Nes; Other Fertilizers; Goods =<10Kg	57.60	106.86	85.52
	3902	Polymers Of Propylene Or Of Other Olefins, In Primary Forms	81.71	84.88	3.88
	3102	Mineral Or Chemical Fertilizers, Nitrogenous	70.73	81.60	15.37
	8702	Public-Transport Type Passenger Motor Vehicles	92.97	75.87	-18.39
Burundi	2 digits				
	27	Mineral Fuels, Oils & Product Of Their Distillation; Etc	93.87	172.53	83.80
	21	Miscellaneous Edible Preparations	1.49	68.20	4474.28
	84	Nuclear Reactors, Boilers, Mchy & Mech Appliance; Parts	20.33	53.88	165.02
	30	Pharmaceutical Products	38.08	51.37	34.91
	25	Salt; Sulphur; Earth & Ston; Plastering Mat; Lime & Cem	35.05	39.46	12.60
	72	Iron And Steel	18.52	33.18	79.11
	10	Cereals	10.88	27.04	148.44
	11	Prod Mill Indust; Malt; Starches; Inulin; Wheat Gluten	12.70	18.77	47.78
	73	Articles Of Iron Or Steel	11.11	18.71	68.47
	63	Other Made Up Textile Articles; Sets; Worn Clothing Etc	7.56	17.43	130.46
	15	Animal/Veg Fats & Oils & Their Cleavage Products; Etc	3.21	14.23	343.61
	39	Plastics And Articles Thereof	8.40	13.71	63.08

Table 6c (Ctd): Twenty major imports of EAC countries for 2011 compared to 2010 (in US\$ million)

Country	Hs Level	Description of Goods	2010	2011	% change
	17	Sugars And Sugar Confectionery	11.92	10.98	-7.89
	48	Paper & Paperboard; Art Of Paper Pulp, Paper/Paperboard	6.51	10.74	64.85
	31	Fertilisers	4.56	10.49	129.71
	70	Glass And Glassware	2.95	9.93	236.61
	40	Rubber And Articles Thereof	5.47	8.17	49.38
	38	Miscellaneous Chemical Products	2.44	6.90	183.11
	12	Oil Seed, Oleagi Fruits; Miscell Grain, Seed, Fruit Etc	0.70	6.84	878.02
	64	Footwear, Gaiters And The Like; Parts Of Such Articles	2.70	6.36	135.23
	4 digits				
	2710	Petroleum Oils, Etc. (Excl. Crude); Preparations Thereof, Nes	92.36	150.44	62.88
	2106	Food Preparations Not Elsewhere Specified Or Included Medicaments Of Mixed Or Unmixed Products, For Retail Sale	0.61	67.42	10975.84
	3004	Portland Cement, Aluminous Cement, Persulphate Cement, Etc	34.53	38.74	12.18
	2523	Bitumen And Asphalt, Natural; Bituminous Or Oil Shale...; Asphaltites...	33.35	35.27	5.76
	2714	Rolled Iron Or Non-Alloy Steel, >=600Mm Wide, Clad, Plated Or Coated	0.04	16.48	45359.65
	7210	Maize(Corn)	7.71	14.91	93.46
	1005	Malt	0.54	14.78	2645.76
	1107	Other Furnishing Articles, Nes (Excl. Of 94.04)	9.40	12.98	38.04
	6304	Palm Oil And Its Fractions	3.67	10.17	176.98
	1511	Dish Washing Machines; Machinery For Cleaning..., Filling..., Aerating	1.10	9.98	803.77
	8422	Cane Or Beet Sugar And Chemically Pure Sucrose, In Solid Form	1.33	9.88	640.17
	1701	Human Blood; Animal Blood; Antisera, Etc; Vaccines, Toxins, Etc	11.35	9.77	-13.95
	3002	Carboys, Bottles, Flasks... Ampoules, Etc; Stoppers, Lids..., Of Glass	2.18	8.81	304.30
	7010	Self-Propelled Bulldozers, Angledozer, Graders, Levellers, Etc	2.12	7.91	273.42
	8429	Iron/Steel Bars And Rods, Forged, Etc (Incl. Twisted), Uncoiled	4.02	7.87	95.51
	7214	Milk And Cream, Not Concentrated Or Sweetened	4.18	7.49	79.15
	1001	Mineral Or Chemical Fertilizers, Nes; Other Fertilizers; Goods =<10Kg	1.77	7.27	309.43
	3105	New Pneumatic Tyres, Of Rubber	1.85	6.57	254.81
	4011	Iron/Steel Structures And Parts Thereof; Plates, Rods... Therefor	4.61	6.36	37.92
	7308		3.05	6.30	106.66

Table 7a: Intra-EAC Domestic Exports of the major twenty products, 2010 (US\$, million)

Partner State	Country of Destination	Hs Level	Description of Goods	2010		
Uganda	Kenya	2 digits				
		09	Coffee, Tea, Mate And Spices	70.94		
		10	Cereals	20.03		
		24	Tobacco And Manufactured Tobacco Substitutes	17.70		
		04	Dairy Prod; Birds' Eggs; Natural Honey; Edible Prod Nes	8.51		
		23	Residues & Waste From The Food Indust; Prepr Ani Fodder	7.27		
		27	Mineral Fuels, Oils & Product Of Their Distillation; Etc	6.20		
		07	Edible Vegetables And Certain Roots And Tubers	4.85		
		12	Oil Seed, Oleagi Fruits; Miscell Grain, Seed, Fruit Etc	4.78		
		11	Prod Mill Indust; Malt; Starches; Inulin; Wheat Gluten	4.42		
		52	Cotton	3.21		
		44	Wood And Articles Of Wood; Wood Charcoal	2.26		
		48	Paper & Paperboard; Art Of Paper Pulp, Paper/Paperboard	1.24		
		17	Sugars And Sugar Confectionery	1.23		
		15	Animal/Veg Fats & Oils & Their Cleavage Products; Etc	1.13		
		72	Iron And Steel	1.02		
		87	Vehicles O/T Railw/Tramw Roll-Stock, Pts & Accessories	0.94		
		84	Nuclear Reactors, Boilers, Mchy & Mech Appliance; Parts	0.88		
		73	Articles Of Iron Or Steel	0.87		
		20	Prep Of Vegetable, Fruit, Nuts Or Other Parts Of Plants	0.82		
		41	Raw Hides And Skins (Other Than Furskins) And Leather	0.66		
				4 digits		
				0902	Tea	67.89
				2401	Unmanufactured Tobacco; Tobacco Refuse	17.70
				1005	Maize(Corn)	16.60
				0401	Milk And Cream, Not Concentrated Or Sweetened	7.62
				2716	Electrical Energy	6.14
				1207	Other Oil Seeds And Oleaginous Fruits	4.41
				0713	Dried Leguminous Vegetables, Shelled	4.35
				1104	Cereal grains otherwise worked (excl. Rice); germ of cereals	3.68
				2304	Oil cake from soya bean oil	3.51
				0901	Coffee; Coffee Husks And Skins; Coffee Substitutes	3.03
				2302	Brans, Sharps And Other Residues, Derived From Wor	2.61
				5203	Cotton, Carded Or Combed	2.40
				1006	Rice	2.03
				4410	Particle Board And Similar Board Of Wood Or Other Ligneous Materials	1.86
				1008	Buckwheat, millet and canary seed and other cereals, nes	1.30
		2306	Oil-cake and other solid residues, of vegetable fats	0.97		
		8704	Motor Vehicles For The Transport Of Goods	0.90		
		2009	Fruit Juices (Incl. Grape Must) And Vegetable Juices, Unfermented	0.82		

Table 7a (Ctd): Intra-EAC Domestic Exports of the major twenty products, 2010 (US\$, million)

Partner State	Country of Destination	Hs Level	Description of Goods	2010
	Kenya	5201	Cotton,not carded or combed	0.77
		1701	Cane Or Beet Sugar And Chemically Pure Sucrose, In Solid Form	0.76
	Tanzania	27	Residues & Waste From The Food Indust; Prepr Ani F	6.38
		15	Electrical machinery and equipment and parts there	5.53
		72	Sugars and sugar confectionery.	4.92
		34	Soap, Organic Surface-Active Agents, Washing Prep,	2.49
		33	Essential Oils & Resinoids; Perf, Cosmetic/Toilet	1.84
		10	Cereals	0.86
		63	Other Made Up Textile Articles; Sets; Worn Clothin	0.59
		04	Tobacco And Manufactured Tobacco Substitutes	0.54
		44	Cotton	0.35
		85	Electrical machinery and equipment and parts there	0.30
		20	Miscellaneous Edible Preparations	0.29
		48	Vehicles O/T Railw/Tramw Roll-Stock, Pts & Accesso	0.29
		84	Other Made Up Textile Articles; Sets; Worn Clothin	0.20
		23	Dairy Prod; Birds' Eggs; Natural Honey; Edible Pro	0.18
		22	Beverages, Spirits And Vinegar	0.17
		39	Plastics And Articles Thereof	0.16
		30	Pharmaceutical products.	0.11
		73	Animal/Veg Fats & Oils & Their Cleavage Products;	0.10
		03	Fish & Crustacean, Mollusc & Other Aquatic Inverte	0.09
	19	Preparations of cereals, flour, starch or milk; pastrycooks' products.	0.09	
		2716	Electrical Energy	6.20
		7210	Rolled Iron Or Non-Alloy Steel, >=600Mm Wide, Clad	3.79
		1516	Animal Or Vegetable Fats And Oils And Fractions, H	2.94
		3401	Soap; Organic Surface-Active Products In Bars, Etc	2.43
		3304	Beauty, Make-Up, Skin-Care (Incl. Suntan), Manicur	1.83
		1511	Palm Oil And Its Fractions	1.40
		1512	Sunflower-Seed, Safflower Or Cotton-Seed Oil And Their Fract	1.19
		1005	Maize(Corn)	0.82
		7214	Iron/Steel Bars And Rods, Forged, Etc (Incl. Twisted), Uncoiled	0.69
		6305	Sacks And Bags, Used For Packing Goods	0.59
		7216	Angles, Shapes And Sections Of Iron Or Non-Alloy Steel	0.43
		4404	Hoopwood; split poles; piles, etc; wooden sticks, etc; chipwood	0.35
		2009	Fruit Juices (Incl. Grape Must) And Vegetable Juices, Unfermented	0.29
		0401	Milk And Cream, Not Concentrated Or Sweetened	0.27

Table 7a (Ctd): Intra-EAC Domestic Exports of the major twenty products, 2010 (US\$, million)

Partner State	Country of Destination	Hs Level	Description of Goods	2010
		4819	Cartons, Boxes, Etc; Box Files, Etc, Of Paper, Pap	0.27
		8504	Electrical transformers, static converters and inductors	0.25
		0402	Milk And Cream, Concentrated Or Sweetened	0.19
		2712	Petroleum Jelly; Paraffin Wax... And Other Mineral	0.18
		2304	Oil cake from soya bean oil	0.13
		2202	Waters (incl. Mineral and aerated), with added sugar...(incl. Sweetened)	0.12
	Rwanda	25	Salt; sulphur; earths and stone; plastering materials, lime and cement.	33.46
		15	Animal or vegetable fats and oils and their cleavage products; prepared edible fats; animal or vegetable waxes.	23.80
		17	Sugars and sugar confectionery.	13.59
		34	Soap, organic surface-active agents, washing preparations, lubricating preparations, artificial waxes, prepared waxes, polishing or scouring preparations, candles and similar articles, modelling pastes, "dental waxes" and dental preparations with a basis	11.00
		72	Iron and steel.	8.04
		73	Articles of iron or steel.	4.73
		48	Paper and paperboard; articles of paper pulp, of paper or of paperboard.	2.47
		39	Plastics and articles thereof.	2.41
		32	Tanning or dyeing extracts; tannins and their derivatives; dyes, pigments and other colouring matter; paints and varnishes; putty and other mastics; inks.	2.39
		44	Wood and articles of wood; wood charcoal.	1.82
		03	Fish and crustaceans, molluscs and other aquatic invertebrates.	1.81
		01	Live animals.	1.32
		22	Beverages, spirits and vinegar.	1.26
		33	Essential oils and resinoids; perfumery, cosmetic or toilet preparations.	1.18
		19	Preparations of cereals, flour, starch or milk; pastrycooks' products.	1.16
		84	Nuclear reactors, boilers, machinery and mechanical appliances; parts thereof.	1.15
		20	Preparations of vegetables, fruit, nuts or other parts of plants.	1.13
		30	Pharmaceutical products.	1.06
		36	Explosives; pyrotechnic products; matches; pyrophoric alloys; certain combustible preparations.	0.94
		27	Mineral fuels, mineral oils and products of their distillation; bituminous substances; mineral waxes.	0.67
		2523	Portland cement, aluminous cement, persulphate cement, etc	33.37
		1516	Animal or vegetable fats and oils and fractions, hydrogenated, etc	14.44
		1701	Cane or beet sugar and chemically pure sucrose, in solid form	13.25

Table 7a (Ctd): Intra-EAC Domestic Exports of the major twenty products, 2010 (US\$, million)

Partner State	Country of Destination	Hs Level	Description of Goods	2010
		3401	Soap; organic surface-active products in bars, etc; paper with soap,etc	9.72
		1511	Palm oil and its fractions wheather or not refined not chemically modified	9.36
		7306	Other tubes, pipes and hollow profiles of iron or steel, welded, nes	4.21
		3208	Paints and varnishes based on polymers in a non-aqueous medium	2.37
		7214	Iron/steel bars and rods, forged, etc (incl. Twisted), uncoiled	2.26
		7210	Rolled iron or non-alloy steel, >=600mm wide, clad, plated or coated	2.10
		7216	Angles, shapes and sections of iron or non-alloy steel	1.43
		4819	Cartons, boxes, etc; box files, etc, of paper, paperboard, etc	1.27
		0307	Molluscs and aquatic invertebrates, nes	1.24
		0102	Live bovine animals	1.22
		3304	Beauty, make-up, skin-care (incl. Suntan), manicure... Preparations	1.18
		1905	Bread, pastry, cakes, etc; communion wafers, rice paper, etc	1.16
		3917	Tubes, pipes and hoses, and fittings therefor, of plastics	1.15
		4412	Plywood, veneered panels and similar laminated wood	1.15
		2009	Fruit juices (incl. Grape must) and vegetable juices, unfermented	1.13
		3402	Non-soap surface-active agents; washing preparations in powder, liquid etc	1.09
		7217	Wire of iron or non-alloy steel	0.92
	Burundi			
		25	Salt; sulphur; earths and stone; plastering materials, lime and cement.	6.92
		72	Iron and steel.	4.35
		10	Cereals.	4.10
		48	Paper and paperboard; articles of paper pulp, of paper or of paperboard.	3.18
		73	Articles of iron or steel.	3.03
		01	Live animals.	2.87
		15	Animal or vegetable fats and oils and their cleavage products; prepared edible fats; animal or vegetable waxes.	2.83
		39	Plastics and articles thereof.	1.66
		24	Tobacco and manufactured tobacco substitutes.	1.63
		17	Sugars and sugar confectionery.	1.28
		30	Pharmaceutical products.	0.94
		62	Articles of apparel and clothing accessories, not knitted or crocheted.	0.80
		44	Wood and articles of wood; wood charcoal.	0.79
		07	Edible vegetables and certain roots and tubers.	0.69
		32	Tanning or dyeing extracts; tannins and their derivatives; dyes, pigments and other colouring matter; paints and varnishes; putty and other mastics; inks.	0.64

Table 7a (Ctd): Intra-EAC Domestic Exports of the major twenty products, 2010 (US\$, million)

Partner State	Country of Destination	Hs Level	Description of Goods	2010
		63	Other made up textile articles; sets; worn clothing and worn textile articles; rags.	0.47
		11	Products of the milling industry; malt; starches; inulin; wheat gluten.	0.46
		33	Essential oils and resinoids; perfumery, cosmetic or toilet preparations.	0.38
		64	Footwear, gaiters and the like; parts of such articles.	0.35
		19	Preparations of cereals, flour, starch or milk; pastrycooks' products.	0.31
		2523	Portland cement, aluminous cement, persulphate cement, etc	6.91
		1005	Maize(corn)	4.10
		7210	Rolled iron or non-alloy steel, >=600mm wide, clad, plated or coated	2.97
		1516	Animal or vegetable fats and oils and fractions, hydrogenated, etc	2.80
		0102	Live bovine animals	2.71
		7306	Other tubes, pipes and hollow profiles of iron or steel, welded, nes	2.71
		4820	Registers, account books, etc; albums for samples, of paper, paperboard	1.91
		2401	Unmanufactured tobacco; tobacco refuse	1.63
		1701	Cane or beet sugar and chemically pure sucrose, in solid form	1.27
		7214	Iron/steel bars and rods, forged, etc (incl. Twisted), uncoiled	1.11
		3923	Articles for conveyance or packing of goods, of plastics	1.04
		4817	Envelopes, letter cards...; boxes, etc, of paper, with paper stationery	0.90
		6210	Garments, made up of fabrics of 56.02, 56.03, 59.03, 59.06 or 59.07	0.80
		3208	Paints and varnishes based on polymers in a non-aqueous medium	0.63
		4412	Plywood, veneered panels and similar laminated wood	0.55
		0714	Roots and tubers with high starch content, fresh or dried	0.49
		3002	Human blood; animal blood; antisera, etc; vaccines, toxins, etc	0.49
		3917	Tubes, pipes and hoses, and fittings therefor, of plastics	0.47
		3003	Medicaments with >=2 constituents mixed together, not for retail sale	0.45
		6305	Sacks and bags, used for packing goods	0.43
Rwanda	Kenya	2 digits		
		09	Coffee, tea, mate and spices	34.07
		23	Residues and waste from the food industries;prepared animal fodder	2.23
		41	Raw hides and skins (other than furskins) and leather	1.80
		63	Other made up textile articles; sets;worn clothing and worn textile articles; rags	0.23
		84	Nuclear reactors, boilers, machineryand	0.13

Table 7a (Ctd): Intra-EAC Domestic Exports of the major twenty products, 2010 (US\$, million)

Partner State	Country of Destination	Hs Level	Description of Goods	2010
			mechanical appliances; parts thereof	
		39	Plastics and articles thereof	0.06
		85	Electrical machinery and equipment and parts thereof; sound recorders and reproducers, television image and sound recorders and reproducers, and parts and accessories of such articles	0.06
		94	Furniture; bedding, mattresses, mattress supports, cushions and similar stuffed furnishings; lamps and lighting fittings, not elsewhere specified or included; illuminated signs, illuminated name-plates and the like	0.03
		87	Vehicles other than railway or tramway rolling stock, and parts and accessories thereof	0.03
		61	Articles of apparel and clothing accessories, knitted or crocheted	0.02
		72	Iron and steel	0.02
		96	Miscellaneous manufactured articles	0.02
		42	Articles of leather; saddlery and harness; travel goods, handbags and similar containers; articles of animal gut (other than silk-worm gut)	0.01
		73	Articles of iron or steel	0.01
		91	Clocks and watches and parts thereof	0.01
		66	Umbrellas, sun umbrellas, walking-sticks, seat-sticks, whips, riding-crops and parts thereof	0.01
		65	Headgear and parts thereof	0.01
		28	Inorganic chemicals; organic or inorganic compounds of precious metals, of rare-earth metals, of radioactive elements or of isotopes	0.01
		11	Products of the milling industry; malt; starches; inulin; wheat gluten	0.01
		38	Miscellaneous chemical products	0.01
		4 digits		
		0902	Tea, whether or not flavoured.	33.85
		2302	Bran, sharps and other residues, whether or not in the form of pellets, derived from the	2.23
		4101	Raw hides and skins of bovine (including buffalo) or equine animals (fresh, or salted, d	1.42
		4102	Raw skins of sheep or lambs (fresh, or salted, dried, limed, pickled or otherwise preserved)	0.33
		0901	Coffee, whether or not roasted or decaffeinated; coffee husks and skins; coffee substitutes	0.22
		6309	Worn clothing and other worn articles.	0.18
		8473	Parts and accessories (other than covers, carrying cases and the like) suitable for use	0.07
		8513	Portable electric lamps designed to function by their own source of energy (for example,	0.06
		4103	Other raw hides and skins (fresh, or salted, dried, limed, pickled or otherwise preserved)	0.05
		3922	Baths, shower-baths, sinks, wash-basins, bidets, lavatory pans, seats and covers, flush	0.04
		6301	Blankets and travelling rugs.	0.03
		8703	Motor cars and other motor vehicles principally designed for the transport of persons (o	0.03
		8427	Fork-lift trucks; other works trucks fitted with lifting or handling equipment.	0.03
		9403	Other furniture and parts thereof.	0.03
		6117	Other made up clothing accessories, knitted or	0.02

Table 7a (Ctd): Intra-EAC Domestic Exports of the major twenty products, 2010 (US\$, million)

Partner State	Country of Destination	Hs Level	Description of Goods	2010
			crocheted; knitted or crocheted parts of	
		7204	Ferrous waste and scrap; remelting scrap ingots of iron or steel.	0.02
		3924	Tableware, kitchenware, other household articles and toilet articles, of plastics.	0.02
		6306	Tarpaulins, awnings and sunblinds; tents; sails for boats, sailboards or landcraft; camp	0.02
		9605	Travel sets for personal toilet, sewing or shoe or clothes cleaning.	0.02
		8471	Automatic data processing machines and units thereof; magnetic or optical readers, machi	0.01
	Tanzania	2 digits		
		07	Edible vegetables and certain roots and tubers	0.61
		84	Nuclear reactors, boilers, machinery and mechanical appliances; parts thereof	0.48
		26	Ores, slag and ash	0.33
		85	Electrical machinery and equipment and parts thereof; sound recorders and reproducers, television image and sound recorders and reproducers, and parts and accessories of such articles	0.16
		86	Railway or tramway locomotives, rolling-stock and parts thereof; railway or tramway track fixtures and fittings and parts thereof; mechanical (including electro-mechanical) traffic signalling equipment of all kind	0.13
		72	Iron and steel	0.10
		10	Cereals	0.05
		63	Other made up textile articles; sets; worn clothing and worn textile articles; rags	0.05
		20	Preparations of vegetables, fruit, nuts or other parts of plants	0.04
		11	Products of the milling industry; malt; starches; inulin; wheat gluten	0.03
		94	Furniture; bedding, mattresses, mattress supports, cushions and similar stuffed furnishings; lamps and lighting fittings, not elsewhere specified or included; illuminated signs, illuminated name-plates and the like	0.02
		83	Miscellaneous articles of base metal	0.02
		87	Vehicles other than railway or tramway rolling stock, and parts and accessories thereof	0.02
		40	Rubber and articles thereof	0.01
		33	Essential oils and resinoids; perfumery, cosmetic or toilet preparations	0.01
		82	Tools, implements, cutlery, spoons and forks, of base metal; parts thereof of base metal	0.01
		90	Optical, photographic, cinematographic, measuring, checking, precision, medical or surgical instruments and apparatus; parts and accessories thereof	0.01
		73	Articles of iron or steel	0.01
		68	Articles of stone, plaster, cement, asbestos, mica or similar materials	0.00
		62	Articles of apparel and clothing accessories, not knitted or crocheted	0.00
		4 digits		
		0713	Dried leguminous vegetables, shelled, whether or not skinned or split.	0.41

Table 7a (Ctd): Intra-EAC Domestic Exports of the major twenty products, 2010 (US\$, million)

Partner State	Country of Destination	Hs Level	Description of Goods	2010
		2609	Tin ores and concentrates.	0.33
		8474	Machinery for sorting, screening, separating, washing, crushing, grinding, mixing or kne	0.17
		8471	Automatic data processing machines and units thereof; magnetic or optical readers, machi	0.15
		8609	Containers (including containers for the transport of fluids) specially designed and equ	0.13
		8502	Electric generating sets and rotary converters.	0.11
		7204	Ferrous waste and scrap; remelting scrap ingots of iron or steel.	0.10
		0701	Potatoes, fresh or chilled.	0.09
		8429	Self-propelled bulldozers, angledozers, graders, levellers, scrapers, mechanical shovels	0.09
		0708	Leguminous vegetables, shelled or unshelled, fresh or chilled.	0.07
		6309	Worn clothing and other worn articles.	0.05
		1006	Rice.	0.04
		2009	Fruit juices (including grape must) and vegetable juices, unfermented and not containing	0.04
		8535	Electrical apparatus for switching or protecting electrical circuits, or for making conn	0.03
		8431	Parts suitable for use solely or principally with the machinery of headings 84.25 to 84.	0.03
		0710	Vegetables (uncooked or cooked by steaming or boiling in water), frozen.	0.03
		1101	Wheat or meslin flour.	0.03
		8424	Mechanical appliances (whether or not hand-operated) for projecting, dispersing or spray	0.02
		1005	Maize (corn).	0.02
		8303	Armoured or reinforced safes, strong-boxes and doors and safe deposit lockers for strong	0.02
	Uganda	2 digits		
		09	Coffee, tea, mate and spices	2.78
		72	Iron and steel	0.69
		07	Edible vegetables and certain roots and tubers	0.46
		84	Nuclear reactors, boilers, machinery and mechanical appliances; parts thereof	0.40
		33	Essential oils and resinoids; perfumery, cosmetic or toilet preparations	0.30
		31	Fertilisers	0.22
		55	Man-made staple fibres	0.14
		39	Plastics and articles thereof	0.10
		63	Other made up textile articles; sets; worn clothing and worn textile articles; rags	0.06
		52	Cotton	0.05
		12	Oil seeds and oleaginous fruits; miscellaneous grains, seeds and fruit; industrial or medicinal plants; straw and fodder	0.05
		44	Wood and articles of wood; wood charcoal	0.05
		85	Electrical machinery and equipment and parts thereof; sound recorders and reproducers, television image and sound recorders and reproducers, and parts and accessories of such articles	0.05
		23	Residues and waste from the food industries; prepared animal fodder	0.04

Table 7a (Ctd): Intra-EAC Domestic Exports of the major twenty products, 2010 (US\$, million)

Partner State	Country of Destination	Hs Level	Description of Goods	2010
		73	Articles of iron or steel	0.03
		38	Miscellaneous chemical products	0.03
		28	Inorganic chemicals; organic or inorganic compounds of precious metals, of rare-earth metals, of radioactive elements or of isotopes	0.02
		20	Preparations of vegetables, fruit, nuts or other parts of plants	0.02
		30	Pharmaceutical products	0.02
		94	Furniture; bedding, mattresses, mattress supports, cushions and similar stuffed furnishings; lamps and lighting fittings, not elsewhere specified or included; illuminated signs, illuminated name-plates and the like	0.01
		4 digits		
		0901	Coffee, whether or not roasted or decaffeinated; coffee husks and skins; coffee substitute	2.23
		7204	Ferrous waste and scrap; remelting scrap ingots of iron or steel.	0.68
		0902	Tea, whether or not flavoured.	0.54
		0713	Dried leguminous vegetables, shelled, whether or not skinned or split.	0.41
		3304	Beauty or make-up preparations and preparations for the care of the skin (other than medicinal)	0.25
		3102	Mineral or chemical fertilisers, nitrogenous.	0.22
		8467	Tools for working in the hand, pneumatic, hydraulic or with self-contained electric or n	0.21
		5512	Woven fabrics of synthetic staple fibres, containing 85 % or more by weight of synthetic	0.14
		8474	Machinery for sorting, screening, separating, washing, crushing, grinding, mixing or kne	0.12
		3923	Articles for the conveyance or packing of goods, of plastics; stoppers, lids, caps and o	0.08
		5203	Cotton, carded or combed.	0.05
		1211	Plants and parts of plants (including seeds and fruits), of a kind used primarily in per	0.05
		3305	Preparations for use on the hair.	0.04
		2302	Bran, sharps and other residues, whether or not in the form of pellets, derived from the	0.04
		0703	Onions, shallots, garlic, leeks and other alliaceous vegetables, fresh or chilled.	0.04
		6309	Worn clothing and other worn articles.	0.03
		4413	Densified wood, in blocks, plates, strips or profile shapes.	0.03
		7325	Other cast articles of iron or steel.	0.03
		3808	Insecticides, rodenticides, fungicides, herbicides, anti-sprouting products and plant-gr	0.03
		2828	Hypochlorites; commercial calcium hypochlorite; chlorites; hypobromites.	0.02
	Burundi	2 digits		
		07	Edible vegetables and certain roots and tubers	0.74
		25	Salt; sulphur; earths and stone; plastering materials, lime and cement	0.68
		64	Footwear, gaiters and the like; parts of such articles	0.63
		84	Nuclear reactors, boilers, machinery and mechanical appliances; parts thereof	0.41
		33	Essential oils and resinoids; perfumery, cosmetic or toilet preparations	0.29

Table 7a (Ctd): Intra-EAC Domestic Exports of the major twenty products, 2010 (US\$, million)

Partner State	Country of Destination	Hs Level	Description of Goods	2010
		39	Plastics and articles thereof	0.23
		85	Electrical machinery and equipment and parts thereof; sound recorders and reproducers, television image and sound recorders and reproducers, and parts and accessories of such articles	0.20
		10	Cereals	0.19
		72	Iron and steel	0.11
		20	Preparations of vegetables, fruit, nuts or other parts of plants	0.05
		11	Products of the milling industry; malt; starches; inulin; wheat gluten	0.04
		22	Beverages, spirits and vinegar	0.04
		38	Miscellaneous chemical products	0.03
		87	Vehicles other than railway or tramway rolling stock, and parts and accessories thereof	0.03
		63	Other made up textile articles; sets; worn clothing and worn textile articles; rags	0.03
		32	Tanning or dyeing extracts; tannins and their derivatives; dyes, pigments and other colouring matter; paints and varnishes; putty and other mastics; inks	0.03
		73	Articles of iron or steel	0.03
		21	Miscellaneous edible preparations	0.02
		48	Paper and paperboard; articles of paper pulp, of paper or of paperboard	0.02
		82	Tools, implements, cutlery, spoons and forks, of base metal; parts thereof of base metal	0.02
		4 digits		
		2523	Portland cement, aluminous cement, slag cement, supersulphate cement and similar hydraulic cements	0.68
		6404	Footwear with outer soles of rubber, plastics, leather or composition leather and uppers	0.62
		0713	Dried leguminous vegetables, shelled, whether or not skinned or split.	0.29
		0710	Vegetables (uncooked or cooked by steaming or boiling in water), frozen.	0.26
		3925	Builders' ware of plastics, not elsewhere specified or included.	0.19
		1005	Maize (corn).	0.19
		3305	Preparations for use on the hair.	0.18
		8513	Portable electric lamps designed to function by their own source of energy (for example, battery-operated)	0.17
		0701	Potatoes, fresh or chilled.	0.16
		8473	Parts and accessories (other than covers, carrying cases and the like) suitable for use	0.12
		3304	Beauty or make-up preparations and preparations for the care of the skin (other than medicinal)	0.11
		7208	Flat-rolled products of iron or non-alloy steel, of a width of 600 mm or more, hot-rolled	0.06
		8469	Typewriters other than printers of heading 84.71; word-processing machines.	0.05
		2009	Fruit juices (including grape must) and vegetable juices, unfermented and not containing	0.05
		8471	Automatic data processing machines and units thereof; magnetic or optical readers, machines	0.05
		8459	Machine-tools (including way-type unit head machines) for drilling, boring, milling, turning	0.05

Table 7a (Ctd): Intra-EAC Domestic Exports of the major twenty products, 2010 (US\$, million)

Partner State	Country of Destination	Hs Level	Description of Goods	2010
		7210	Flat-rolled products of iron or non-alloy steel, of a width of 600 mm or more, clad, pla	0.05
		8479	Machines and mechanical appliances having individual functions, not specified or include	0.04
		2201	Waters, including natural or artificial mineral waters and aerated waters, not containin	0.03
		3903	Polymers of styrene, in primary forms.	0.03
Kenya	Uganda	2 digits		
		25	Salt; sulphur; earths and stone; plastering materi	94.87
		27	Mineral fuels, mineral oils and products of their	45.31
		39	Plastics and articles thereof.	33.42
		72	Iron and steel.	32.17
		22	Beverages, spirits and vinegar.	30.93
		30	Pharmaceutical products.	25.46
		48	Paper and paperboard; articles of paper pulp, of p	23.92
		34	Soap, organic surface-active agents, washing prepa	20.44
		87	Vehicles other than railway or tramway rolling-sto	20.32
		15	Animal or vegetable fats and oils and their cleava	18.96
		17	Sugars and sugar confectionery.	15.71
		28	Inorganic chemicals; organic or inorganic compound	13.64
		70	Glass and glassware.	13.49
		84	Nuclear reactors, boilers, machinery and mechanica	13.35
		73	Articles of iron or steel.	10.99
		24	Tobacco and manufactured tobacco substitutes.	10.87
		64	Footwear, gaiters and the like; parts of such arti	10.43
		85	Electrical machinery and equipment and parts there	9.83
		76	Aluminium and articles thereof.	8.71
		83	Miscellaneous articles of base metal.	8.03
		4 digits		
		2523	Portland cement, aluminous cement, persulphate cem	74.07
		2710	Petroleum oils and oils obtained from bituminous m	39.69
		3004	Medicaments of mixed or unmixed products, for reta	21.21
		2203	Beer made from malt	18.00
		2501	Salt/pure sodium chloride whether or not cont ant-	17.67
		4819	Cartons, boxes, etc; box files, etc, of paper, pap	15.95
		7210	Rolled iron or non-alloy steel, >=600mm wide, clad	15.19
		1704	Sugar confectionery (incl. White chocolate), not c	13.57
		3923	Articles for conveyance or packing of goods, of pl	13.32
		7010	Carboys, bottles, flasks... Ampoules, etc; stopper	12.43
		2402	Cigars, cigarillos, cigarettes, etc, of tobacco or	10.87
		2207	Ethyl alcohol, undenatured of >=80% alcohol, denat	9.71
		3402	Non-soap surface-active agents; washing preparatio	9.47
		7209	Cold-rolled iron or non-alloy steel, >=600mm wide	9.37
		1511	Palm oil and its fractions wheather or not refined	8.80
		3401	Soap; organic surface-active products in bars, etc	8.12
		8716	Trailers and semi-trailers; other vehicles, not ma	8.04

Table 7a (Ctd): Intra-EAC Domestic Exports of the major twenty products, 2010 (US\$, million)

Partner State	Country of Destination	Hs Level	Description of Goods	2010
		8702	Public-transport type passenger motor vehicles	7.40
		8309	Stoppers, caps and lids, capsules for bottles... O	7.40
		1517	Margarine; edible preparations of animal or vegeta	5.47
	Tanzania	2 digits		
		15	Animal or vegetable fats and oils and their cleava	49.76
		72	Iron and steel.	30.44
		34	Soap, organic surface-active agents, washing prepa	27.33
		39	Plastics and articles thereof.	24.63
		17	Sugars and sugar confectionery.	16.06
		30	Pharmaceutical products.	15.98
		76	Aluminium and articles thereof.	15.63
		87	Vehicles other than railway or tramway rolling-sto	15.12
		48	Paper and paperboard; articles of paper pulp, of p	14.04
		25	Salt; sulphur; earths and stone; plastering materi	12.23
		73	Articles of iron or steel.	11.64
		85	Electrical machinery and equipment and parts there	10.16
		63	Other made up textile articles; sets; worn clothin	9.68
		64	Footwear, gaiters and the like; parts of such arti	9.67
		28	Inorganic chemicals; organic or inorganic compound	8.51
		38	Miscellaneous chemical products.	7.84
		22	Beverages, spirits and vinegar.	7.66
		04	Dairy produce; birds' eggs; natural honey; edible	7.08
		84	Nuclear reactors, boilers, machinery and mechanica	7.07
		83	Miscellaneous articles of base metal.	6.71
		4 digits		
		1511	Palm oil and its fractions wheather or not refined	25.82
		3401	Soap; organic surface-active products in bars, etc	22.13
		7210	Rolled iron or non-alloy steel, >=600mm wide, clad	19.40
		3923	Articles for conveyance or packing of goods, of pl	16.24
		1516	Animal or vegetable fats and oils and fractions, h	15.65
		1704	Sugar confectionery (incl. White chocolate), not c	15.50
		3004	Medicaments of mixed or unmixed products, for reta	14.97
		7615	Table, kitchen, household and sanitary articles...	13.49
		1517	Margarine; edible preparations of animal or vegeta	7.55
		2501	Salt/pure sodium chloride whether or not cont ant-	7.29
		3808	Insecticides, rodenticides... And similar products	7.26
		8716	Trailers and semi-trailers; other vehicles, not ma	6.41
		4819	Cartons, boxes, etc; box files, etc, of paper, pap	6.22
		8309	Stoppers, caps and lids, capsules for bottles... O	6.11
		8702	Public-transport type passenger motor vehicles	6.00
		7010	Carboys, bottles, flasks... Ampoules, etc; stopper	5.84
		6402	Other footwear with outer soles and uppers of rubb	5.59
		0401	Milk and cream, not concentrated or sweetened	5.32
		6305	Sacks and bags, used for packing goods	5.14
		7228	Other bars and rods; angles, shapes and sections o	5.08
	Rwanda	2 digits		
		27	Mineral fuels, mineral oils and products of their	14.43
		15	Animal or vegetable fats and oils and their cleava	13.60

Table 7a (Ctd): Intra-EAC Domestic Exports of the major twenty products, 2010 (US\$, million)

Partner State	Country of Destination	Hs Level	Description of Goods	2010
		39	Plastics and articles thereof.	9.37
		72	Iron and steel.	9.10
		85	Electrical machinery and equipment and parts there	7.28
		84	Nuclear reactors, boilers, machinery and mechanica	5.66
		48	Paper and paperboard; articles of paper pulp, of p	5.27
		64	Footwear, gaiters and the like; parts of such arti	4.38
		30	Pharmaceutical products.	4.29
		73	Articles of iron or steel.	4.01
		25	Salt; sulphur; earths and stone; plastering materi	3.71
		24	Tobacco and manufactured tobacco substitutes.	3.62
		49	Printed books, newspapers, pictures and other prod	3.30
		17	Sugars and sugar confectionery.	3.09
		34	Soap, organic surface-active agents, washing prepa	2.51
		63	Other made up textile articles; sets; worn clothin	2.41
		10	Cereals.	2.38
		28	Inorganic chemicals; organic or inorganic compound	2.38
		76	Aluminium and articles thereof.	2.26
		94	Furniture; bedding, mattresses, mattress supports,	1.82
		4 digits		
		2710	Petroleum oils and oils obtained from bituminous m	13.71
		1511	Palm oil and its fractions wheather or not refined	8.93
		8544	Insulated wire, cable, etc; optical fibre cables	4.18
		2402	Cigars, cigarillos, cigarettes, etc, of tobacco or	3.62
		1516	Animal or vegetable fats and oils and fractions, h	3.25
		1704	Sugar confectionery (incl. White chocolate), not c	3.08
		7210	Rolled iron or non-alloy steel, >=600mm wide, clad	3.00
		3004	Medicaments of mixed or unmixed products, for reta	2.82
		4819	Cartons, boxes, etc; box files, etc, of paper, pap	2.79
		3924	Tableware, kitchenware... And toilet articles, of	2.76
		2501	Salt/pure sodium chloride whether or not cont ant-	2.47
		4901	Printed books, brochures, leaflets and similar pri	2.36
		6402	Other footwear with outer soles and uppers of rubb	2.02
		7214	Iron/steel bars and rods, forged, etc (incl. Twist	1.93
		1005	Maize(corn)	1.86
		6401	Waterproof footwear...	1.81
		8471	Automatic data processing machines...; magnetic re	1.70
		3923	Articles for conveyance or packing of goods, of pl	1.56
		7216	Angles, shapes and sections of iron or non-alloy s	1.48
		7306	Other tubes, pipes and hollow profiles of iron or	1.42
	Burundi	2 digits		
		72	Iron and steel.	18.55
		73	Articles of iron or steel.	8.37
		39	Plastics and articles thereof.	7.50
		87	Vehicles other than railway or tramway rolling-sto	6.17
		27	Mineral fuels, mineral oils and products of their	2.45
		15	Animal or vegetable fats and oils and their cleava	2.14

Table 7a (Ctd): Intra-EAC Domestic Exports of the major twenty products, 2010 (US\$, million)

Partner State	Country of Destination	Hs Level	Description of Goods	2010
		17	Sugars and sugar confectionery.	2.10
		32	Tanning or dyeing extracts; tannins and their deri	1.49
		48	Paper and paperboard; articles of paper pulp, of p	1.30
			Electrical machinery and equipment and parts	
		85	there	1.25
		30	Pharmaceutical products.	1.23
			Soap, organic surface-active agents, washing	
		34	prepa	1.13
		96	Miscellaneous manufactured articles.	1.03
		22	Beverages, spirits and vinegar.	1.00
		70	Glass and glassware.	0.88
		64	Footwear, gaiters and the like; parts of such arti	0.69
		33	Essential oils and resinoids; perfumery, cosmetic	0.68
		44	Wood and articles of wood; wood charcoal.	0.62
		76	Aluminium and articles thereof.	0.61
		63	Other made up textile articles; sets; worn clothin	0.60
		4 digits		
		7210	Rolled iron or non-alloy steel, >=600mm wide, clad	13.95
		7306	Other tubes, pipes and hollow profiles of iron or	6.13
		3923	Articles for conveyance or packing of goods, of pl	4.76
		8702	Public-transport type passenger motor vehicles	3.11
		8707	Bodies (incl. Cabs) for the motorvehicles of 87.01	2.65
			Petroleum oils and oils obtained from bituminous	
		2710	m	2.22
		1704	Sugar confectionery (incl. White chocolate), not c	2.06
		7208	Hot-rolled iron or non-alloy steel, >=600mm wide	1.81
		7216	Angles, shapes and sections of iron or non-alloy s	1.76
		3209	Paints and varnishes, in an aqueous medium	1.10
		1516	Animal or vegetable fats and oils and fractions, h	1.07
		1511	Palm oil and its fractions wheather or not refined	1.05
		3917	Tubes, pipes and hoses, and fittings therefor, of	1.04
		9608	Ball-point, felt tipped...pens and pencils and art	0.87
		7308	Iron/steel structures and parts thereof; plates, r	0.84
		7010	Carboys, bottles, flasks... Ampoules, etc; stopper	0.83
		4819	Cartons, boxes, etc; box files, etc, of paper, pap	0.78
			Ethyl alcohol, undenatured of >=80% alcohol,	
		2207	denat	0.76
		7304	Tubes, pipes and hollow profiles, seamless, of iro	0.70
		8544	Insulated wire, cable, etc; optical fibre cables	0.68
Tanzania	Kenya			
		63	Other Made Up Textile Articles; Sets; Worn Clothing Etc	24.73
		48	Paper & Paperboard; Art Of Paper Pulp, Paper/Paperboard	21.46
		09	Coffee, Tea, Mate And Spices	20.66
		39	Plastics And Articles Thereof	15.84
			Mineral Fuels, Oils & Product Of Their	
		27	Distillation; Etc	10.93
		73	Articles Of Iron And Steel	10.74
			Residues & Waste From The Food Indust; Prepr	
		23	Ani Fodder	9.11
		44	Wood And Articles Of Wood; Wood Charcoal	8.08
		17	Sugars And Sugar Confectionery	7.22

Table 7a (Ctd): Intra-EAC Domestic Exports of the major twenty products, 2010 (US\$, million)

Partner State	Country of Destination	Hs Level	Description of Goods	2010
		03	Fish & Crustacean, Mollusc & Other Aquatic Invertebrate	5.70
		52	Cotton	4.67
		31	Fertilisers	4.67
		22	Beverages, Spirits And Vinegar	4.53
		72	Iron And Steel	3.78
		85	Electrical Mchy Equip Parts Thereof; Sound Recorder Etc	3.55
		10	Cereals	3.54
		87	Vehicles O/T Railw/Tranw Rool-Stock, Pts & Accessories	2.92
		84	Nuclear Reactors, Boilers, Mchy & Mech Appliance; Parts	2.82
		07	Edible Vegetables And Certain Roots And Tubers	2.37
		59	Impregnated, Coated, Cover/Laminated Textile Fabric Etc	2.24
		4 digits		
		6304	Other Furnishing Articles, Nes (Excl. Of 94.04)	22.70
		0902	Tea	20.07
		4804	Uncoated Kraft Paper And Paperboard, In Rolls Or Sheets (Excl. 48.02+03)	17.71
		3915	Waste, Parings And Scrap, Of Plastics	14.35
		2306	Oil-Cake And Other Solid Residues, Of Vegetable Fats	9.00
		7306	Other Tubes, Pipes And Hollow Profiles Of Iron Or Steel, Welded, Nes	8.87
		2711	Petroleum Gases And Other Gaseous Hydrocarbons	6.27
		1701	Cane Or Beet Sugar And Chemically Pure Sucrose, In Solid Form	6.09
		2203	Beer Made From Malt	4.39
		2712	Petroleum Jelly; Paraffin Wax... And Other Mineral Waxes, Etc	4.32
		3105	Mineral Or Chemical Fertilizers, Nes; Other Fertilizers; Goods =<10Kg	3.88
		4405	Wood Wool; Wood Flour	3.85
		0305	Fish, Salted, Dried...; Smoked Fish; Fish Meal Fit For Human Consumption	3.53
		4821	Paper Or Paperboard Labels Of All Kinds, Whether Or Not Printed	3.02
		1006	Rice	2.79
		5906	Rubberized Textile Fabrics	2.23
		8504	Electrical Transformers, Static Converters And Inductors	2.01
		5607	Twine, Cordage, Rope And Cables	2.01
		0304	Fish Fillets And Other Fish Meat, Fresh, Chilled Or Frozen	1.90
		4407	Wood Sawn Or Chipped Lengthwise, Sliced Or Peeled, >6Mm Thick	1.86
	Uganda	2 digits		
		63	Other Made Up Textile Articles; Sets; Worn Clothing Etc	14.62
		10	Cereals	3.76
		84	Nuclear Reactors, Boilers, Mchy & Mech Appliance; Parts	3.46
		72	Iron and Steel	2.07

Table 7a (Ctd): Intra-EAC Domestic Exports of the major twenty products, 2010 (US\$, million)

Partner State	Country of Destination	Hs Level	Description of Goods	2010
		23	Residues & Waste From The Food Indust; Prepr Ani Fodder	1.91
		17	Sugars And Sugar Confectionery	1.74
		48	Paper & Paperboard; Art Of Paper Pulp, Paper/Paperboard	1.68
		56	Wadding, Felt & Nonwoven; Yarns; Twine, Cordage, Etc	1.66
		90	Optical, Photo, Cine, Meas, Checking, Precision, Etc	1.59
		39	Plastics And Articles Thereof	1.50
		87	Vehicles O/T Railw/Tranw Rool-Stock, Pts & Accessories	1.46
		27	Mineral Fuels, Oils & Product Of Their Distillation; Etc	1.37
		73	Articles Of Iron And Steel	1.29
		24	Tobacco And Manufactured Tobacco Substitutes	1.12
		85	Electrical Mchy Equip Parts Thereof; Sound Recorder Etc	1.10
		03	Fish & Crustacean, Mollusc & Other Aquatic Invertebrate	1.05
		70	Glass And Glassware	0.98
		31	Fertilisers	0.91
		22	Beverages, Spirits And Vinegar	0.76
		61	Art Of Apparel & Clothing Access, Knitted Or Crocheted	0.73
		4 digits		
		6304	Other Furnishing Articles, Nes (Excl. Of 94.04)	13.60
		1006	Rice	3.14
		2306	Oil-Cake And Other Solid Residues, Of Vegetable Fats	1.91
		1701	Cane Or Beet Sugar And Chemically Pure Sucrose, In Solid Form	1.74
		5607	Twine, Cordage, Rope And Cables	1.61
		9015	Surveying, Hydrographic, Oceanographic... Instruments/Appliances, Nes	1.59
		7210	Rolled Iron Or Non-Alloy Steel, >=600Mm Wide, Clad, Plated Or Coated	1.54
		4804	Uncoated Kraft Paper And Paperboard, In Rolls Or Sheets (Excl. 48.02+03)	1.33
		2402	Cigars, Cigarillos, Cigarettes, Etc, Of Tobacco Or Tobacco Substitutes	1.12
		8436	Other Agricultural... Forestry Machinery; Poultry Incubators/Brooders	1.02
		8431	Parts Suitable For Use With The Machinery Of 84.25 To 84.30	1.00
		6305	Sacks And Bags, Used For Packing Goods	0.93
		7010	Carboys, Bottles, Flasks... Ampoules, Etc; Stoppers, Lids..., Of Glass	0.93
		2710	Petroleum Oils And Oils Obtained From Bituminous Minerals, Other Than Crude	0.83
		0304	Fish Fillets And Other Fish Meat, Fresh, Chilled Or Frozen	0.70
		3920	Other Plates..., Of Plastics, Not Reinforced, Etc	0.65
		2203	Beer Made From Malt	0.62
		6109	T-Shirts, Singlets And Other Vests, Knitted Or Crocheted	0.61

Table 7a (Ctd): Intra-EAC Domestic Exports of the major twenty products, 2010 (US\$, million)

Partner State	Country of Destination	Hs Level	Description of Goods	2010
		8504	Electrical Transformers, Static Converters And Inductors	0.57
		8704	Motor Vehicles For The Transport Of Goods	0.56
	Burundi	2 digits		
		25	Salt; Sulphur; Earth & Ston; Plastering Mat; Lime & Cem	11.98
		11	Prod Mill Indust; Malt; Starches; Insulin; Wheat Gluten	4.57
		31	Fertilisers	3.60
		72	Iron And Steel	1.99
		39	Plastics And Articles Thereof	1.94
		84	Nuclear Reactors, Boilers, Mchy & Mech Appliance; Parts	1.38
		94	Furniture; Bedding, Mattress, Matt Support, Cushion Etc	1.31
		15	Animal/Veg Fats & Oil & Their Cleavage Products; Etc	1.06
		12	Oil Seed, Oleagi Fruits; Miscell Grain, Seed, Fruit Etc	1.01
		34	Soap, Organic Surface-Active Agents, Washing Prep, Etc	0.98
		76	Aluminium And Articles Thereof	0.46
		27	Mineral Fuels, Oils & Product Of Their Distillation; Etc	0.46
		33	Essential Oils & Resinoids; Perf, Cosmetic/Toilet Prep	0.45
		30	Pharmaceutical Products	0.44
		85	Electrical Mchy Equip Parts Thereof; Sound Recorder Etc	0.41
		73	Articles Of Iron And Steel	0.36
		03	Fish & Crustacean, Mollusc & Other Aquatic Invertebrate	0.20
		63	Other Made Up Textile Articles; Sets; Worn Clothing Etc	0.20
		36	Explosives; Pyrotechnic Prod; Matches; Pyro Alloy; Etc	0.16
		28	Inorgn Chem; Comps Of Prec Met, Radioact Elements Etc	0.15
		4 digits		
		2523	Portland Cement, Aluminous Cement, Persulphate Cement, Etc	4.85
		2521	Limestone Flux	4.34
		1101	Wheat Or Meslin Flour	3.66
		2501	Salt/Pure Sodium Chloride Whether Or Not Cont Ant-Caking Agents;Seawater	2.70
		3105	Mineral Or Chemical Fertilizers, Nes; Other Fertilizers; Goods =<10Kg	2.12
		3102	Mineral Or Chemical Fertilizers, Nitrogenous	1.43
		7210	Rolled Iron Or Non-Alloy Steel, >=600Mm Wide, Clad, Plated Or Coated	1.32
		3401	Soap; Organic Surface-Active Products In Bars, Etc; Paper With Soap,Etc	0.95
		8417	Industrial Or Laboratory Furnaces And Ovens (Incl. Incinerators)	0.93
		1102	Cereal Flours, (Excl. Wheat Or Meslin)	0.91

Table 7a (Ctd): Intra-EAC Domestic Exports of the major twenty products, 2010 (US\$, million)

Partner State	Country of Destination	Hs Level	Description of Goods	2010
		3922	Baths, Shower-Baths... And Similar Sanitary Ware, Of Plastics	0.89
		9404	Mattress Supports; Articles Of Bedding, Sprung, Stuffed, Etc	0.89
		3917	Tubes, Pipes And Hoses, And Fittings Therefor, Of Plastics	0.73
		1511	Palm Oil And Its Fractions Wheather Or Not Refined Not Chemically Modified	0.57
		1201	Soya Beans	0.54
		7214	Iron/Steel Bars And Rods, Forged, Etc (Incl. Twisted), Uncoiled	0.51
		3004	Medicaments Of Mixed Or Unmixed Products, For Retail Sale	0.44
		7606	Aluminium Plates, Sheets And Strip, >0.2Mm Thick	0.43
		1207	Other Oil Seeds And Oleaginous Fruits	0.42
		3304	Beauty, Make-Up, Skin-Care (Incl. Suntan), Manicure... Preparations	0.42
	Rwanda	2 digits		
		25	Salt; Sulphur; Earth & Ston; Plastering Mat; Lime & Cem	9.79
		10	Cereals	8.19
		72	Iron And Steel	5.52
		31	Fertilisers	5.51
		03	Fish & Crustacean, Mollusc & Other Aquatic Invertebrate	5.27
		39	Plastics And Articles Thereof	4.74
		27	Mineral Fuels, Oils & Product Of Their Distillation; Etc	3.75
		17	Sugars And Sugar Confectionery	2.40
		11	Prod Mill Indust; Malt; Starches; Insulin; Wheat Gluten	2.02
		12	Oil Seed, Oleagi Fruits; Miscell Grain, Seed, Fruit Etc	1.59
		85	Electrical Mchy Equip Parts Thereof; Sound Recorder Etc	1.43
		70	Glass And Glassware	1.19
		84	Nuclear Reactors, Boilers, Mchy & Mech Appliance; Parts	0.78
		94	Furniture; Bedding, Mattress, Matt Support, Cushion Etc	0.57
		33	Essential Oils & Resinoids; Perf, Cosmetic/Toilet Prep	0.48
		73	Articles Of Iron And Steel	0.39
		48	Paper & Paperboard; Art Of Paper Pulp, Paper/Paperboard	0.26
		76	Aluminium And Articles Thereof	0.25
		29	Organic Chemicals	0.23
		24	Tobacco And Manufactured Tobacco Substitutes	0.23
		4 digits		
		2523	Portland Cement, Aluminous Cement, Persulphate Cement, Etc	9.77
		1006	Rice	7.40
		3102	Mineral Or Chemical Fertilizers, Nitrogenous	5.50
		0305	Fish, Salted, Dried...; Smoked Fish; Fish Meal Fit For Human Consumption	5.27

Table 7a (Ctd): Intra-EAC Domestic Exports of the major twenty products, 2010 (US\$, million)

Partner State	Country of Destination	Hs Level	Description of Goods	2010	
		7214	Iron/Steel Bars And Rods, Forged, Etc (Incl. Twisted), Uncoiled	4.15	
		3917	Tubes, Pipes And Hoses, And Fittings Therefor, Of Plastics	3.58	
		2712	Petroleum Jelly; Paraffin Wax... And Other Mineral Waxes, Etc	2.89	
		1701	Cane Or Beet Sugar And Chemically Pure Sucrose, In Solid Form	2.39	
		1101	Wheat Or Meslin Flour	1.67	
		7010	Carboys, Bottles, Flasks... Ampoules, Etc; Stoppers, Lids..., Of Glass	1.04	
		1202	Ground-Nuts, Not Roasted Or Otherwise Cooked	0.98	
		8504	Electrical Transformers, Static Converters And Inductors	0.90	
		7215	Other Bars And Rods Of Iron Or Non-Alloy Steel	0.80	
		1005	Maize(Corn)	0.76	
		2711	Petroleum Gases And Other Gaseous Hydrocarbons	0.63	
		1209	Seeds, Fruits And Spores, Of A Kind Used For Sowing	0.56	
		3923	Articles For Conveyance Or Packing Of Goods, Of Plastics	0.52	
		9404	Mattress Supports; Articles Of Bedding, Sprung, Stuffed, Etc	0.52	
		8429	Self-Propelled Bulldozers, Angledozer, Graders, Levellers, Etc	0.35	
		1102	Cereal Flours, (Excl. Wheat Or Meslin)	0.35	
Burundi	Kenya	2 digits			
		09	Tea	5.46	
		41	Raw Hides And Skins (Other Than Furskins) And Leather	0.72	
		72	Iron And Steel	0.01	
		06	Live Tree & Other Plant; Bulb, Root; Cut Flowers Etc	0.00	
		4 digits			
		0902	Tea	5.46	
		4103	Other Raw Hides And Skins, Fresh Or Preserved, Not Tanned, Nes	0.00	
	4101	Raw Hides And Skins Of Bovine Or Equine Animals, Not Tanned	0.72		
	4102	Raw Skins Of Sheep Or Lambs, But Not Tanned	0.00		
	7204	Ferrous Waste And Scrap; Remelting Scrap Ingots Of Iron Or Steel	0.00		
	0602	Other Live Plants, Cuttings And Slips, Mushroom Spawn	0.00		
	Tanzania	2 digits			
		09	Coffee, Tea, Mate And Spices	0.38	
25		Salt; Sulphur; Earth & Ston; Plastering Mat; Lime & Cem	0.01		
41		Raw Hides And Skins (Other Than Furskins) And Leather	0.00		
22		Beverages, Spirits And Vinegar	0.00		
4 digits					
0902	Tea	0.39			
4101	Raw Hides And Skins Of Bovine Or Equine Animals, Not Tanned	0.01			

Table 7a (Ctd): Intra-EAC Domestic Exports of the major twenty products, 2010 (US\$, million)

Partner State	Country of Destination	Hs Level	Description of Goods	2010
		8708	Parts And Accessories Of The Motor Vehicles Of 87.01 To 87.05	0.00
		2508	Other Clays, Andalusite, Kyanite, Etc; Mullite; Chamotte Or Dinas Earths	0.00
		2530	Mineral Substances Not Elsewhere Specified Or Included	0.00
	Uganda	2 digits		
		24	Tobacco And Manufactured Tobacco Substitutes	1.46
		09	Coffee, Tea, Mate And Spices	0.18
		08	Edible Fruit And Nuts; Peel Of Citrus Fruit Or Melons	0.05
		41	Raw Hides And Skins (Other Than Furskins) And Leather	0.07
		52	Cotton	0.03
		28	Inorgn Chem; Compds Of Prec Met, Radioact Elements Etc	0.01
		20	Edible Fruit And Nuts; Peel Of Citrus Fruit Or Melons	0.00
		11	Prod Mill Indust; Malt; Starches; Inulin; Wheat Gluten	0.00
		4 digits		
		2402	Cigars, Cigarillos, Cigarettes, Etc, Of Tobacco Or Tobacco Substitutes	1.46
		0901	Coffee; Coffee Husks And Skins; Coffee Substitutes Containing Coffee	0.18
		4101	Raw Hides And Skins Of Bovine Or Equine Animals, Not Tanned	0.03
		7204	Ferrous Waste And Scrap; Remelting Scrap Ingots Of Iron Or Steel	0.00
		0708	Leguminous Vegetables, Shelled Or Unshelled, Fresh Or Chilled	0.00
		0810	Other Fruit, Fresh, Nes	0.05
		1703	Molasses Resulting From The Extraction Or Refining Of Sugar	0.00

Table 7b: Intra-EAC Domestic Exports of the major twenty products, 2011 (US\$, million)

Partner State	Country of Destination	Hs Level	Description of Goods	2011	
Uganda	Kenya	2 digits			
		09	Coffee, Tea, Mate And Spices	74.14	
		07	Edible Vegetables And Certain Roots And Tubers	17.14	
		10	Cereals	15.61	
		04	Dairy Prod; Birds' Eggs; Natural Honey; Edible Prod Nes	13.14	
		23	Residues & Waste From The Food Indust; Prepr Ani Fodder	10.65	
		24	Tobacco And Manufactured Tobacco Substitutes	8.87	
		12	Oil Seed, Oleagi Fruits; Miscell Grain, Seed, Fruit Etc	8.76	
		27	Mineral Fuels, Oils & Product Of Their Distillation; Etc	7.75	
		52	Cotton	6.22	
		15	Animal/Veg Fats & Oils & Their Cleavage Products; Etc	5.10	
		72	Iron And Steel	4.74	
		84	Nuclear Reactors, Boilers, Mchy & Mech Appliance; Parts	3.67	
		41	Raw Hides And Skins (Other Than Furskins) And Leather	2.29	
		44	Wood And Articles Of Wood; Wood Charcoal	2.01	
		03	Fish & Crustacean, Mollusc & Other Aquatic Invertebrate	1.57	
		48	Paper & Paperboard; Art Of Paper Pulp, Paper/Paperboard	1.41	
		63	Other Made Up Textile Articles; Sets; Worn Clothing Etc	1.36	
		85	Electrical Mchy Equip Parts Thereof; Sound Recorder Etc	1.26	
		11	Prod Mill Indust; Malt; Starches; Inulin; Wheat Gluten	1.22	
		64	Footwear, Gaiters And The Like; Parts Of Such Articles	0.92	
			4 digits		
			0902	Tea	71.87
			0713	Dried Leguminous Vegetables, Shelled	14.45
			1005	Maize(Corn)	14.35
			2401	Unmanufactured Tobacco; Tobacco Refuse	8.86
			0402	Milk And Cream, Concentrated Or Sweetened	7.83
			2716	Electrical Energy	7.72
			5203	Cotton, Carded Or Combed	6.02
			1207	Other Oil Seeds And Oleaginous Fruits	5.19
			0401	Milk And Cream, Not Concentrated Or Sweetened	5.18
				Brans, Sharps And Other Residues, Derived From Working Of	
			2302	Cereals, Etc	3.92
			7217	Wire Of Iron Or Non-Alloy Steel	3.54
			8458	Lathes For Removing Metal	3.00
			2304	Oil-Cake And Other Solid Residues, Of Soya-Bean	2.70
			0708	Leguminous Vegetables, Shelled Or Unshelled, Fresh Or Chilled	2.65
			Flours And Meals Of Oil Seeds Or Oleaginous Fruits (Excl.		
		1208	Mustard)	2.54	
			Animal Or Vegetable Fats And Oils And Fractions, Hydrogenated,		
		1516	Etc	2.49	
		2306	Oil-Cake And Other Solid Residues, Of Vegetable Fats	2.48	
			Coffee; Coffee Husks And Skins; Coffee Substitutes Containing		
		0901	Coffee	2.23	
			Particle Board And Similar Board Of Wood Or Other Ligneous		
		4410	Materials	1.73	
			Flours, Etc, Of Meat, Fish, Etc, Unfit For Human Cosumption;		
	2301	Greaves	1.43		
	Tanzania	2 digits			
		27	Mineral Fuels, Oils & Product Of Their Distillation; Etc	7.71	
		15	Animal/Veg Fats & Oils & Their Cleavage Products; Etc	7.31	
		34	Soap, Organic Surface-Active Agents, Washing Prep, Etc	3.88	
		72	Iron And Steel	2.14	
		33	Essential Oils & Resinoids; Perf, Cosmetic/Toilet Prep	2.12	
		17	Sugars And Sugar Confectionery	1.16	
		24	Tobacco And Manufactured Tobacco Substitutes	1.03	
		63	Other Made Up Textile Articles; Sets; Worn Clothing Etc	0.95	
		23	Residues & Waste From The Food Indust; Prepr Ani Fodder	0.87	
		52	Cotton	0.49	
		04	Dairy Prod; Birds' Eggs; Natural Honey; Edible Prod Nes	0.46	
		48	Paper & Paperboard; Art Of Paper Pulp, Paper/Paperboard	0.37	
		12	Oil Seed, Oleagi Fruits; Miscell Grain, Seed, Fruit Etc	0.36	

Table 7b (Ctd): Intra-EAC Domestic Exports of the major twenty products, 2011 (US\$, million)

Partner State	Country of Destination	Hs Level	Description of Goods	2011
		84	Nuclear Reactors, Boilers, Mchy & Mech Appliance; Parts	0.31
		01	Live Animals	0.28
		85	Electrical Mchy Equip Parts Thereof; Sound Recorder Etc	0.23
		39	Plastics And Articles Thereof	0.22
		73	Articles Of Iron Or Steel	0.18
		20	Prep Of Vegetable, Fruit, Nuts Or Other Parts Of Plants	0.17
		22	Beverages, Spirits And Vinegar	0.12
		4 digits		
		2716	Electrical Energy	7.52
		1516	Animal Or Vegetable Fats And Oils And Fractions, Hydrogenated, Etc	5.43
		3401	Soap; Organic Surface-Active Products In Bars, Etc; Paper With Soap,Etc	3.82
		3304	Beauty, Make-Up, Skin-Care (Incl. Suntan), Manicure... Preparations	2.11
		7210	Rolled Iron Or Non-Alloy Steel, >=600Mm Wide, Clad, Plated Or Coated	1.71
		1511	Palm Oil And Its Fractions	1.42
		1701	Cane Or Beet Sugar And Chemically Pure Sucrose, In Solid Form	1.16
		2401	Unmanufactured Tobacco; Tobacco Refuse	0.98
		2304	Oil-Cake And Other Solid Residues, Of Soya-Bean	0.83
		6305	Sacks And Bags, Used For Packing Goods	0.79
		5203	Cotton, Carded Or Combed	0.49
		1512	Sunflower-Seed, Safflower Or Cotton-Seed Oil And Their Fractions	0.46
		4819	Cartons, Boxes, Etc; Box Files, Etc, Of Paper, Paperboard, Etc	0.36
		0401	Milk And Cream, Not Concentrated Or Sweetened	0.31
		0105	Live Poultry	0.28
		7216	Angles, Shapes And Sections Of Iron Or Non-Alloy Steel	0.22
		8504	Electrical Transformers, Static Converters And Inductors	0.22
		1207	Other Oil Seeds And Oleaginous Fruits	0.21
		2712	Petroleum Jelly; Paraffin Wax... And Other Mineral Waxes, Etc	0.19
		2009	Fruit Juices (Incl. Grape Must) And Vegetable Juices, Unfermented	0.17
	Rwanda	2 digits		
		15	Animal/Veg Fats & Oils & Their Cleavage Products; Etc	45.50
		25	Salt; Sulphur; Earth & Ston; Plastering Mat; Lime & Cem	41.41
		34	Soap, Organic Surface-Active Agents, Washing Prep, Etc	13.33
		72	Iron And Steel	12.21
		17	Sugars And Sugar Confectionery	9.59
		03	Fish & Crustacean, Mollusc & Other Aquatic Invertebrate	6.11
		73	Articles Of Iron Or Steel	5.86
		48	Paper & Paperboard; Art Of Paper Pulp, Paper/Paperboard	3.59
		32	Tanning/Dyeing Extract; Tannins & Derivs; Pigm Etc	3.58
		39	Plastics And Articles Thereof	3.16
		56	Wadding, Felt & Nonwoven; Yarns; Twine, Cordage, Etc	2.34
		19	Prep Of Cereal, Flour, Starch/Milk; Pastrycooks' Prod	2.16
		22	Beverages, Spirits And Vinegar	1.97
		44	Wood And Articles Of Wood; Wood Charcoal	1.87
		33	Essential Oils & Resinoids; Perf, Cosmetic/Toilet Prep	1.87
		84	Nuclear Reactors, Boilers, Mchy & Mech Appliance; Parts	1.56
		64	Footwear, Gaiters And The Like; Parts Of Such Articles	1.04
		20	Prep Of Vegetable, Fruit, Nuts Or Other Parts Of Plants	0.84
		49	Printed Books, Newspapers, Pictures & Other Product Etc	0.79
		27	Mineral Fuels, Oils & Product Of Their Distillation; Etc	0.77
		4 digits		
		2523	Portland Cement, Aluminous Cement, Persulphate Cement, Etc	41.28
		1516	Animal Or Vegetable Fats And Oils And Fractions, Hydrogenated, Etc	23.12
		1511	Palm Oil And Its Fractions	21.84
		3401	Soap; Organic Surface-Active Products In Bars, Etc; Paper With	11.71

Table 7b (Ctd): Intra-EAC Domestic Exports of the major twenty products, 2011 (US\$, million)

Partner State	Country of Destination	Hs Level	Description of Goods	2011
			Soap,Etc	
		1701	Cane Or Beet Sugar And Chemically Pure Sucrose, In Solid Form	9.39
		7214	Iron/Steel Bars And Rods, Forged, Etc (Incl. Twisted), Uncoiled	3.73
		7306	Other Tubes, Pipes And Hollow Profiles Of Iron Or Steel, Welded, Nes	3.60
		3208	Paints And Varnishes Based On Polymers In A Non-Aqueous Medium	3.39
		7208	Hot-Rolled Iron Or Non-Alloy Steel, >=600Mm Wide	3.34
		0304	Fish Fillets And Other Fish Meat, Fresh, Chilled Or Frozen	2.69
		5601	Wadding Of Textile Materials And Articles Thereof; Textile Fibres, =<5Mm	2.32
		7216	Angles, Shapes And Sections Of Iron Or Non-Alloy Steel	2.30
		4819	Cartons, Boxes, Etc; Box Files, Etc, Of Paper, Paperboard, Etc	2.18
		1905	Bread, Pastry, Cakes, Etc; Communion Wafers, Rice Paper, Etc	2.16
		0307	Molluscs And Aquatic Invertebrates, Nes	2.13
		3917	Tubes, Pipes And Hoses, And Fittings Therefor, Of Plastics	1.91
		2208	Undenatured Ethyl Alcohol Of An Alcoholic Strength <80%; Spirits, Etc	1.73
		7314	Cloth, Grill, Netting And Fencing Of Iron/Steel Wire; Expanded Metal	1.72
		3304	Beauty, Make-Up, Skin-Care (Incl. Suntan), Manicure... Preparations	1.67
		7210	Rolled Iron Or Non-Alloy Steel, >=600Mm Wide, Clad, Plated Or Coated	1.48
	Burundi	2 digits		
		72	Iron And Steel	7.38
		15	Animal/Veg Fats & Oils & Their Cleavage Products; Etc	5.94
		25	Salt; Sulphur; Earth & Ston; Plastering Mat; Lime & Cem	4.07
		48	Paper & Paperboard; Art Of Paper Pulp, Paper/Paperboard	3.39
		24	Tobacco And Manufactured Tobacco Substitutes	1.87
		73	Articles Of Iron Or Steel	1.82
		39	Plastics And Articles Thereof	1.49
		44	Wood And Articles Of Wood; Wood Charcoal	1.12
		01	Live Animals	0.86
		10	Cereals	0.83
		32	Tanning/Dyeing Extract; Tannins & Derivs; Pigm Etc	0.82
		30	Pharmaceutical Products	0.62
		64	Footwear, Gaiters And The Like; Parts Of Such Articles	0.46
		33	Essential Oils & Resinoids; Perf, Cosmetic/Toilet Prep	0.46
		84	Nuclear Reactors, Boilers, Mchy & Mech Appliance; Parts	0.41
		19	Prep Of Cereal, Flour, Starch/Milk; Pastrycooks' Prod	0.36
		63	Other Made Up Textile Articles; Sets; Worn Clothing Etc	0.36
		62	Art Of Apparel & Clothing Access, Not Knitted/Crocheted	0.30
		34	Soap, Organic Surface-Active Agents, Washing Prep, Etc	0.29
		07	Edible Vegetables And Certain Roots And Tubers	0.29
		4 digits		
		7210	Rolled Iron Or Non-Alloy Steel, >=600Mm Wide, Clad, Plated Or Coated	5.46
		2523	Portland Cement, Aluminous Cement, Persulphate Cement, Etc	4.07
		1516	Animal Or Vegetable Fats And Oils And Fractions, Hydrogenated, Etc	4.07
		4820	Registers, Account Books, Etc; Albums For Samples, Of Paper, Paperboard	3.10
		2401	Unmanufactured Tobacco; Tobacco Refuse	1.87
		1511	Palm Oil And Its Fractions	1.82
		7214	Iron/Steel Bars And Rods, Forged, Etc (Incl. Twisted), Uncoiled	1.35
		7306	Other Tubes, Pipes And Hollow Profiles Of Iron Or Steel, Welded, Nes	1.32
		3923	Articles For The Of Goods, Of Plastics; Stoppers, Etc, Of Plastics	1.13
		1005	Maize(Corn)	0.83
		3208	Paints And Varnishes Based On Polymers In A Non-Aqueous Medium	0.79

Table 7b (Ctd): Intra-EAC Domestic Exports of the major twenty products, 2011 (US\$, million)

Partner State	Country of Destination	Hs Level	Description of Goods	2011
		0102	Live Bovine Animals	0.72
		3003	Medicaments With >=2 Constituents Mixed Together, Not For Retail Sale	0.52
		4412	Plywood, Veneered Panels And Similar Laminated Wood	0.49
		3304	Beauty, Make-Up, Skin-Care (Incl. Suntan), Manicure... Preparations	0.44
		7216	Angles, Shapes And Sections Of Iron Or Non-Alloy Steel	0.44
		4403	Wood In The Rough Or Roughly Squared	0.42
		6402	Other Footwear With Outer Soles And Uppers Of Rubber Or Plastics	0.36
		1905	Bread, Pastry, Cakes, Etc; Communion Wafers, Rice Paper, Etc	0.36
		7317	Nails, Tacks, Drawing Pins, Corrugated Nails... Of Iron Or Steel	0.33
Rwanda	Kenya	2 digits		
		09	Coffee, tea, mate and spices	54.40
		41	Raw hides and skins (other than furskins) and leather	3.16
		63	Other made up textile articles; sets; worn clothing and worn textile articles; rags	0.31
		72	Iron and steel	0.31
		07	Edible vegetables and certain roots and tubers	0.28
		84	Nuclear reactors, boilers, machinery and mechanical appliances; parts thereof	0.15
		23	Residues and waste from the food industries; prepared animal fodder	0.07
		73	Articles of iron or steel	0.06
		25	Salt; sulphur; earths and stone; plastering materials, lime and cement	0.06
		87	Vehicles other than railway or tramway rolling stock, and parts and accessories thereof	0.04
		85	Electrical machinery and equipment and parts thereof; sound recorders and reproducers, television image and sound recorders and reproducers, and parts and accessories of such articles	0.04
		30	Pharmaceutical products	0.02
		10	Cereals	0.01
		44	Wood and articles of wood; wood charcoal	0.01
		94	Furniture; bedding, mattresses, mattress supports, cushions and similar stuffed furnishings; lamps and lighting fittings, not elsewhere specified or included; illuminated signs, illuminated name-plates and the like	0.01
		61	Articles of apparel and clothing accessories, knitted or crocheted	0.01
		24	Tobacco and manufactured tobacco substitutes	0.00
		40	Rubber and articles thereof	0.00
		49	Printed books, newspapers, pictures and other products of the printing industry; manuscripts, typescripts and plans	0.00
		96	Miscellaneous manufactured articles	0.00
		4 digits		
		0902	Tea, whether or not flavoured.	52.72
		4101	Raw hides and skins of bovine (including buffalo) or equine animals (fresh, or salted, d	2.94
		0901	Coffee, whether or not roasted or decaffeinated; coffee husks and skins; coffee substitute	1.68
		6309	Worn clothing and other worn articles.	0.31
		7214	Other bars and rods of iron or non-alloy steel, not further worked than forged, hot-roll	0.30
		0708	Leguminous vegetables, shelled or unshelled, fresh or chilled.	0.27
		4106	Tanned or crust hides and skins of other animals, without wool or hair on, whether or no	0.14
		8466	Parts and accessories suitable for use solely or principally with the machines of heading	0.09
		2302	Bran, sharps and other residues, whether or not in the form of pellets, derived from the	0.07
		7308	Structures (excluding prefabricated buildings of heading 94.06) and parts of structures	0.06

Table 7b (Ctd): Intra-EAC Domestic Exports of the major twenty products, 2011 (US\$, million)

Partner State	Country of Destination	Hs Level	Description of Goods	2011
		4103	Other raw hides and skins (fresh, or salted, dried, limed, pickled or otherwise preserve	0.04
		4105	Tanned or crust skins of sheep or lambs, without wool on, whether or not split, but not	0.04
		2530	Mineral substances not elsewhere specified or included.	0.04
		8410	Hydraulic turbines, water wheels, and regulators therefor.	0.03
		8507	Electric accumulators, including separators therefor, whether or not rectangular (includ	0.03
		8431	Parts suitable for use solely or principally with the machinery of headings 84.25 to 84.	0.03
		8703	Motor cars and other motor vehicles principally designed for the transport of persons (o	0.03
		2506	Quartz (other than natural sands); quartzite, whether or not roughly trimmed or merely c	0.02
		3004	Medicaments (excluding goods of heading 30.02, 30.05 or 30.06) consisting of mixed or un	0.02
		1001	Wheat and meslin.	0.01
	Tanzania	2 digits		
		73	Articles of iron or steel	0.29
		07	Edible vegetables and certain roots and tubers	0.21
		31	Fertilisers	0.19
		85	Electrical machinery and equipment and parts thereof;sound recorders and reproducers,television image and sound recorders and reproducers, andparts and accessories of such articles	0.11
		63	Other made up textile articles; sets;worn clothing and worn textile articles; rags	0.08
		84	Nuclear reactors, boilers, machineryand mechanical appliances; parts thereof	0.05
		96	Miscellaneous manufactured articles	0.05
		72	Iron and steel	0.03
		20	Preparations of vegetables, fruit, nuts or other parts of plants	0.02
		41	Raw hides and skins (other than furskins) and leather	0.02
		22	Beverages, spirits and vinegar	0.02
		87	Vehicles other than railway or tramway rolling?stock,and parts and accessories thereof	0.01
		33	Essential oils and resinoids; perfumery,cosmetic or toilet preparations	0.01
		32	Tanning or dyeing extracts; tannins and their derivatives; dyes,pigments and other colouring matter;paints and varnishes; putty and other mastics; inks	0.01
		34	Soap, organic surface-active agents, washing preparations,lubricating preparations, artificial waxes, prepared waxes,polishing or scouring preparations, candles and similar articles,modeling pastes,	0.00
		94	Furniture; bedding, mattresses, mattress supports,cushions and similar stuffed furnishings; lamps andlighting fittings, not elsewhere specified or included;illuminated signs, illuminated name-plates and the lik	0.00
		47	Pulp of wood or of other fibrous cellulosic material;recovered (waste and scrap) paper or paperboard	0.00
		82	Tools, implements, cutlery, spoons and forks, of base metal;parts thereof of base metal	0.00
		09	Coffee, tea, mate and spices	0.00
		64	Footwear, gaiters and the like; parts of such articles	0.00
		4 digits		
		7308	Structures (excluding prefabricated buildings of heading 94.06) and parts of structures	0.29
		0701	Potatoes, fresh or chilled.	0.20
		3105	Mineral or chemical fertilisers containing two or three of the fertilising elements nitr	0.19
		8502	Electric generating sets and rotary converters.	0.09
		6309	Worn clothing and other worn articles.	0.06
		8473	Parts and accessories (other than covers, carrying cases and the like) suitable for use	0.05
		9605	Travel sets for personal toilet, sewing or shoe or clothes cleaning.	0.05

Table 7b (Ctd): Intra-EAC Domestic Exports of the major twenty products, 2011 (US\$, million)

Partner State	Country of Destination	Hs Level	Description of Goods	2011
		7204	Ferrous waste and scrap; remelting scrap ingots of iron or steel.	0.03
		2009	Fruit juices (including grape must) and vegetable juices, unfermented and not containing	0.02
		4101	Raw hides and skins of bovine (including buffalo) or equine animals (fresh, or salted, d	0.02
		8504	Electrical transformers, static converters (for example, rectifiers) and inductors.	0.02
		2203	Beer made from malt.	0.02
		6302	Bed linen, table linen, toilet linen and kitchen linen.	0.02
		8701	Tractors (other than tractors of heading 87.09).	0.01
		3208	Paints and varnishes (including enamels and lacquers) based on synthetic polymers or che	0.01
		3307	Pre-shave, shaving or after-shave preparations, personal deodorants, bath preparations,	0.01
		0710	Vegetables (uncooked or cooked by steaming or boiling in water), frozen.	0.00
		0714	Manioc, arrowroot, salep, Jerusalem artichokes, sweet potatoes and similar roots and tub	0.00
		9403	Other furniture and parts thereof.	0.00
		4707	Recovered (waste and scrap) paper or paperboard.	0.00
	Uganda	2 digits		
		09	Coffee, tea, mate and spices	1.13
		07	Edible vegetables and certain roots and tubers	0.93
		72	Iron and steel	0.53
		84	Nuclear reactors, boilers, machinery and mechanical appliances; parts thereof	0.42
		33	Essential oils and resinoids; perfumery, cosmetic or toilet preparations	0.38
		55	Man-made staple fibres	0.35
		73	Articles of iron or steel	0.34
		41	Raw hides and skins (other than furskins) and leather	0.21
		10	Cereals	0.15
			Electrical machinery and equipment and parts thereof; sound recorders and reproducers, television image and sound recorders and reproducers, and parts and accessories of such articles	0.13
		85	Beverages, spirits and vinegar	0.13
		22	Wood and articles of wood; wood charcoal	0.10
		44	Tools, implements, cutlery, spoons and forks, of base metal; parts thereof of base metal	0.07
		82	Vehicles other than railway or tramway rolling stock, and parts and accessories thereof	0.06
		87	Articles of leather; saddlery and harness; travel goods, handbags and similar containers; articles of animal gut (other than silk-worm gut	0.05
		42	Mineral fuels, mineral oils and products of their distillation; bituminous substances; mineral waxes	0.05
		27	Pharmaceutical products	0.04
		30	Plastics and articles thereof	0.04
		39	Tanning or dyeing extracts; tannins and their derivatives; dyes, pigments and other colouring matter; paints and varnishes; putty and other mastics; inks	0.04
		32	Residues and waste from the food industries; prepared animal fodder	0.03
		23		
		4 digits		
		0901	Coffee, whether or not roasted or decaffeinated; coffee husks and skins; coffee substitute	1.11
		0708	Leguminous vegetables, shelled or unshelled, fresh or chilled.	0.72
		7204	Ferrous waste and scrap; remelting scrap ingots of iron or steel.	0.41
		5512	Woven fabrics of synthetic staple fibres, containing 85 % or more by weight of synthetic	0.35
		7308	Structures (excluding prefabricated buildings of heading 94.06) and parts of structures	0.31
		3304	Beauty or make-up preparations and preparations for the care of the skin (other than med	0.30

Table 7b (Ctd): Intra-EAC Domestic Exports of the major twenty products, 2011 (US\$, million)

Partner State	Country of Destination	Hs Level	Description of Goods	2011
		4101	Raw hides and skins of bovine (including buffalo) or equine animals (fresh, or salted, d	0.20
		0701	Potatoes, fresh or chilled.	0.18
		8429	Self-propelled bulldozers, angledozers, graders, levellers, scrapers, mechanical shovels	0.18
		1005	Maize (corn).	0.15
		2203	Beer made from malt.	0.12
		8471	Automatic data processing machines and units thereof; magnetic or optical readers, machi	0.11
		8517	Electrical apparatus for line telephony or line telegraphy, including line telephone set	0.08
		3305	Preparations for use on the hair.	0.08
		8438	Machinery, not specified or included elsewhere in this Chapter, for the industrial prepa	0.07
		4413	Densified wood, in blocks, plates, strips or profile shapes.	0.07
		8201	Hand tools, the following : spades, shovels, mattocks, picks, hoes, forks and rakes; axe	0.07
		7214	Other bars and rods of iron or non-alloy steel, not further worked than forged, hot-roll	0.07
		4202	Trunks, suit-cases, vanity-cases, executive-cases, brief-cases, school satchels, spectac	0.05
		7228	Other bars and rods of other alloy steel; angles, shapes and sections, of other alloy st	0.05
	Burundi	2 digits		
		07	Edible vegetables and certain roots and tubers	1.28
		64	Footwear, gaiters and the like; parts of such articles	0.88
		22	Beverages, spirits and vinegar	0.83
		72	Iron and steel	0.34
		33	Essential oils and resinoids; perfumery,cosmetic or toilet preparations	0.26
		25	Salt; sulphur; earths and stone;plastering materials, lime and cement	0.24
		39	Plastics and articles thereof	0.23
		85	Electrical machinery and equipment and parts thereof;sound recorders and reproducers,television image and sound recorders and reproducers, andparts and accessories of such articles	0.18
		63	Other made up textile articles; sets;worn clothing and worn textile articles; rags	0.18
		11	Products of the milling industry; malt; starches;inulin; wheat gluten	0.17
		01	Live animals	0.16
		70	Ceramic products	0.10
		94	Furniture; bedding, mattresses, mattress supports,cushions and similar stuffed furnishings; lamps andlighting fittings, not elsewhere specified or included;illuminated signs, illuminated name-plates and the lik	0.07
		20	Preparations of vegetables, fruit, nuts or other parts of plants	0.07
		04	Dairy produce; birds' eggs; natural honey;edible products of animal origin,not elsewhere specified or included	0.06
		49	Printed books, newspapers, pictures and other products of the printing industry; manuscripts, typescripts and plans	0.06
		84	Nuclear reactors, boilers, machineryand mechanical appliances; parts thereof	0.06
		10	Cereals	0.06
		32	Tanning or dyeing extracts; tannins and their derivatives; dyes,pigments and other colouring matter;paints and varnishes; putty and other mastics; inks	0.03
		69	Ceramic products	0.03
		4 digits		
		2203	Beer made from malt.	0.82
		6402	Other footwear with outer soles and uppers of rubber or plastics.	0.76
		0713	Dried leguminous vegetables, shelled, whether or not skinned or split.	0.73
		7214	Other bars and rods of iron or non-alloy steel, not further worked than forged, hot-roll	0.32
		0701	Potatoes, fresh or chilled.	0.30

Table 7b (Ctd): Intra-EAC Domestic Exports of the major twenty products, 2011 (US\$, million)

Partner State	Country of Destination	Hs Level	Description of Goods	2011
		2523	Portland cement, aluminous cement, slag cement, supersulphate cement and similar hydraulic	0.22
		3925	Builders' ware of plastics, not elsewhere specified or included.	0.18
		8501	Electric motors and generators (excluding generating sets).	0.18
		6306	Tarpaulins, awnings and sunblinds; tents; sails for boats, sailboards or landcraft; camp	0.16
		3305	Preparations for use on the hair.	0.14
		1107	Malt, whether or not roasted.	0.13
		0102	Live bovine animals.	0.12
		6404	Footwear with outer soles of rubber, plastics, leather or composition leather and uppers	0.12
		3304	Beauty or make-up preparations and preparations for the care of the skin (other than med	0.11
		0710	Vegetables (uncooked or cooked by steaming or boiling in water), frozen.	0.11
		7010	Carboys, bottles, flasks, jars, pots, phials, ampoules and other containers, of glass, o	0.10
		0708	Leguminous vegetables, shelled or unshelled, fresh or chilled.	0.07
		0714	Manioc, arrowroot, salep, Jerusalem artichokes, sweet potatoes and similar roots and tub	0.07
		2009	Fruit juices (including grape must) and vegetable juices, unfermented and not containing	0.07
		1005	Maize (corn).	0.06
Kenya	Uganda	2 digits		
		25	Salt; sulphur; earths and stone; plastering materi	113.57
		27	Mineral fuels, mineral oils and products of their	79.29
		72	Iron and steel.	56.94
		39	Plastics and articles thereof.	46.96
		22	Beverages, spirits and vinegar.	45.53
		48	Paper and paperboard; articles of paper pulp, of p	27.31
		87	Vehicles other than railway or tramway rolling-sto	26.15
		34	Soap, organic surface-active agents, washing prepa	25.82
		15	Animal or vegetable fats and oils and their cleava	25.50
		30	Pharmaceutical products.	25.46
		17	Sugars and sugar confectionery.	20.47
		70	Glass and glassware.	20.08
		84	Nuclear reactors, boilers, machinery and mechanica	17.99
		73	Articles of iron or steel.	15.82
		31	Fertilisers.	14.56
		28	Inorganic chemicals; organic or inorganic compound	13.58
		24	Tobacco and manufactured tobacco substitutes.	13.36
		76	Aluminium and articles thereof.	12.95
		85	Electrical machinery and equipment and parts there	11.75
		83	Miscellaneous articles of base metal.	10.53
		4 digits		
		2523	Portland cement, aluminous cement, persulphate cem	86.49
		2710	Petroleum oils and oils obtained from bituminous m	73.33
		7209	Cold-rolled iron or non-alloy steel, >=600mm wide	30.04
		2203	Beer made from malt	24.36
		3923	Articles for conveyance or packing of goods, of pl	22.68
		2501	Salt/pure sodium chloride whether or not cont ant-	20.57
		3004	Medicaments of mixed or unmixed products, for reta	19.93
		7010	Carboys, bottles, flasks... Ampoules, etc; stopper	19.10
		7210	Rolled iron or non-alloy steel, >=600mm wide, clad	18.32
		1704	Sugar confectionery (incl. White chocolate), not c	17.96
		4819	Cartons, boxes, etc; box files, etc, of paper, pap	17.02
		2207	Ethyl alcohol, undenatured of >=80% alcohol, denat	16.61
		2402	Cigars, cigarillos, cigarettes, etc, of tobacco or	13.36
		8716	Trailers and semi-trailers; other vehicles, not ma	11.78
		3402	Non-soap surface-active agents; washing preparatio	11.16
		1511	Palm oil and its fractions wheather or not refined	11.03
		3401	Soap; organic surface-active products in bars, etc	10.59
		8309	Stoppers, caps and lids, capsules for bottles... O	10.11

Table 7b (Ctd): Intra-EAC Domestic Exports of the major twenty products, 2011 (US\$, million)

Partner State	Country of Destination	Hs Level	Description of Goods	2011
		3105	Mineral or chemical fertilizers, nes; other fertil	9.97
		8702	Public-transport type passenger motor vehicles	8.79
	Tanzania	2 digits		
		15	Animal or vegetable fats and oils and their cleava	69.50
		72	Iron and steel.	34.10
		34	Soap, organic surface-active agents, washing prepa	32.60
		30	Pharmaceutical products.	21.92
		39	Plastics and articles thereof.	18.77
		76	Aluminium and articles thereof.	17.54
		17	Sugars and sugar confectionery.	16.43
		25	Salt; sulphur; earths and stone; plastering materi	15.68
		73	Articles of iron or steel.	14.69
		87	Vehicles other than railway or tramway rolling-sto	13.26
		84	Nuclear reactors, boilers, machinery and mechanica	12.10
		83	Miscellaneous articles of base metal.	11.96
		70	Glass and glassware.	11.80
		63	Other made up textile articles; sets; worn clothin	11.62
		85	Electrical machinery and equipment and parts there	11.61
		48	Paper and paperboard; articles of paper pulp, of p	11.17
		28	Inorganic chemicals; organic or inorganic compound	10.79
		64	Footwear, gaiters and the like; parts of such arti	9.97
		94	Furniture; bedding, mattresses, mattress supports,	7.83
		04	Dairy produce; birds' eggs; natural honey; edible	7.68
		4 digits		
		1511	Palm oil and its fractions wheather or not refined	35.00
		3401	Soap; organic surface-active products in bars, etc	26.01
		3004	Medicaments of mixed or unmixed products, for reta	20.73
		1516	Animal or vegetable fats and oils and fractions, h	20.43
		7210	Rolled iron or non-alloy steel, >=600mm wide, clad	19.85
		1704	Sugar confectionery (incl. White chocolate), not c	15.68
		7615	Table, kitchen, household and sanitary articles...	15.56
		1517	Margarine; edible preparations of animal or vegeta	12.22
		3923	Articles for conveyance or packing of goods, of pl	11.40
		7010	Carboys, bottles, flasks... Ampoules, etc; stopper	11.30
		8309	Stoppers, caps and lids, capsules for bottles... O	11.05
		2523	Portland cement, aluminous cement, persulphate cem	8.34
		2501	Salt/pure sodium chloride whether or not cont ant-	7.15
		8716	Trailers and semi-trailers; other vehicles, not ma	6.77
		6402	Other footwear with outer soles and uppers of rubb	6.68
		6305	Sacks and bags, used for packing goods	6.53
		8507	Electric accumulators (incl. Separators therefor)	5.29
		4011	New pneumatic tyres, of rubber	5.21
		7214	Iron/steel bars and rods, forged, etc (incl. Twist	5.19
		4819	Cartons, boxes, etc; box files, etc, of paper, pap	4.96
	Rwanda	2 digits		
		27	Mineral fuels, mineral oils and products of their	17.31
		72	Iron and steel.	15.36
		15	Animal or vegetable fats and oils and their cleava	10.61
		39	Plastics and articles thereof.	9.12
		48	Paper and paperboard; articles of paper pulp, of p	7.29
		85	Electrical machinery and equipment and parts there	6.26
		49	Printed books, newspapers, pictures and other prod	6.10
		30	Pharmaceutical products.	5.88
		64	Footwear, gaiters and the like; parts of such arti	5.41
		73	Articles of iron or steel.	5.38
		24	Tobacco and manufactured tobacco substitutes.	4.90
		17	Sugars and sugar confectionery.	4.89
		84	Nuclear reactors, boilers, machinery and mechanica	4.34
		25	Salt; sulphur; earths and stone; plastering materi	3.77
		94	Furniture; bedding, mattresses, mattress supports,	2.61

Table 7b (Ctd): Intra-EAC Domestic Exports of the major twenty products, 2011 (US\$, million)

Partner State	Country of Destination	Hs Level	Description of Goods	2011
		34	Soap, organic surface-active agents, washing prepa	2.43
		22	Beverages, spirits and vinegar.	2.18
		76	Aluminium and articles thereof.	2.05
		32	Tanning or dyeing extracts; tannins and their deri	2.02
		38	Miscellaneous chemical products.	1.98
		4 digits		
		2710	Petroleum oils and oils obtained from bituminous m	16.72
		7210	Rolled iron or non-alloy steel, >=600mm wide, clad	8.03
		1511	Palm oil and its fractions wheather or not refined	6.99
		3004	Medicaments of mixed or unmixed products, for reta	5.28
		2402	Cigars, cigarillos, cigarettes, etc, of tobacco or	4.90
		4901	Printed books, brochures, leaflets and similar pri	4.89
		1704	Sugar confectionery (incl. White chocolate), not c	4.83
		4819	Cartons, boxes, etc; box files, etc, of paper, pap	4.27
		8544	Insulated wire, cable, etc; optical fibre cables	3.09
		7208	Hot-rolled iron or non-alloy steel, >=600mm wide	2.74
		8471	Automatic data processing machines...; magnetic re	2.67
		3924	Tableware, kitchenware... And toilet articles, of	2.56
		6401	Waterproof footwear...	2.44
		2501	Salt/pure sodium chloride whether or not cont ant-	2.14
		7306	Other tubes, pipes and hollow profiles of iron or	2.11
		6402	Other footwear with outer soles and uppers of rubb	1.96
		7214	Iron/steel bars and rods, forged, etc (incl. Twist	1.96
		3917	Tubes, pipes and hoses, and fittings therefor, of	1.88
		1507	Soya-bean oil and its fractions	1.68
		7216	Angles, shapes and sections of iron or non-alloy s	1.62
	Burundi	2 digits		
		72	Iron and steel.	16.24
		39	Plastics and articles thereof.	7.81
		73	Articles of iron or steel.	7.74
		25	Salt; sulphur; earths and stone; plastering materi	2.46
		15	Animal or vegetable fats and oils and their cleava	2.30
		27	Mineral fuels, mineral oils and products of their	2.29
		85	Electrical machinery and equipment and parts there	1.94
		17	Sugars and sugar confectionery.	1.92
		32	Tanning or dyeing extracts; tannins and their deri	1.86
		34	Soap, organic surface-active agents, washing prepa	1.77
		28	Inorganic chemicals; organic or inorganic compound	1.67
		30	Pharmaceutical products.	1.20
		31	Fertilisers.	1.18
		48	Paper and paperboard; articles of paper pulp, of p	0.98
		96	Miscellaneous manufactured articles.	0.94
		44	Wood and articles of wood; wood charcoal.	0.93
		62	Articles of apparel and clothing accessories, not	0.82
		94	Furniture; bedding, mattresses, mattress supports,	0.70
		83	Miscellaneous articles of base metal.	0.65
		24	Tobacco and manufactured tobacco substitutes.	0.63
		4 digits		
		7210	Rolled iron or non-alloy steel, >=600mm wide, clad	11.63
		7306	Other tubes, pipes and hollow profiles of iron or	5.50
		3923	Articles for conveyance or packing of goods, of pl	5.04
		7216	Angles, shapes and sections of iron or non-alloy s	2.36
		2523	Portland cement, aluminous cement, persulphate cem	2.09
		1704	Sugar confectionery (incl. White chocolate), not c	1.92
		2710	Petroleum oils and oils obtained from bituminous m	1.90
		1511	Palm oil and its fractions wheather or not refined	1.26
		3209	Paints and varnishes, in an aqueous medium	1.26
		7208	Hot-rolled iron or non-alloy steel, >=600mm wide	1.24
		8544	Insulated wire, cable, etc; optical fibre cables	1.07
		3924	Tableware, kitchenware... And toilet articles, of	1.00
		3004	Medicaments of mixed or unmixed products, for reta	0.98
		1516	Animal or vegetable fats and oils and fractions, h	0.95

Table 7b (Ctd): Intra-EAC Domestic Exports of the major twenty products, 2011 (US\$, million)

Partner State	Country of Destination	Hs Level	Description of Goods	2011	
		3401	Soap; organic surface-active products in bars, etc	0.94	
		2809	Diphosphorus pentaoxide; phosphoric acid and polyp	0.90	
		7308	Iron/steel structures and parts thereof; plates, r	0.90	
		9608	Ball-point, felt tipped...pens and pencils and art	0.86	
		4411	Fibreboard of wood or other ligneous materials	0.75	
		6214	Shawls, scarves, mufflers, mantillas, veils and th	0.72	
Burundi	Kenya	2 digits			
		09	Tea	5.39	
		41	Raw Hides And Skins (Other Than Furskins) And Leather	0.51	
		72	Iron And Steel	0.00	
		06	Live Tree & Other Plant; Bulb, Root; Cut Flowers Etc	0.00	
			4 digits		
			0902	Tea	5.39
			4103	Other Raw Hides And Skins, Fresh Or Preserved, Not Tanned, Nes	0.48
			4101	Raw Hides And Skins Of Bovine Or Equine Animals, Not Tanned	0.03
			4102	Raw Skins Of Sheep Or Lambs, But Not Tanned	0.00
			7204	Ferrous Waste And Scrap; Remelting Scrap Ingots Of Iron Or Steel	0.00
			0602	Other Live Plants, Cuttings And Slips, Mushroom Spawn	0.00
		Tanzania	2 digits		
			09	Coffee, Tea, Mate And Spices	0.019
		25	SALT; SULPHUR; EARTH & STON; PLASTERING MAT; LIME & CEM	0.000	
		41	Raw Hides And Skins (Other Than Furskins) And Leather	0.043	
		22	Beverages, Spirits And Vinegar	0.003	
		4 digits			
		0902	Tea	0.019	
		4101	RAW HIDES AND SKINS OF BOVINE OR EQUINE ANIMALS, NOT TANNED	0.013	
		8708	PARTS AND ACCESSORIES OF THE MOTOR VEHICLES OF 87.01 TO 87.05	0.000	
		2508	OTHER CLAYS, ANDALUSITE, KYANITE, ETC; MULLITE; CHAMOTTE OR DINAS EARTHS	0.000	
		2530	MINERAL SUBSTANCES NOT ELSEWHERE SPECIFIED OR INCLUDED	0.000	
	Uganda	2 digits			
		24	Tobacco And Manufactured Tobacco Substitutes	1.23	
		09	Coffee, Tea, Mate And Spices	0.08	
		08	Edible Fruit And Nuts; Peel Of Citrus Fruit Or Melons	3.80	
		41	Raw Hides And Skins (Other Than Furskins) And Leather	0.00	
		52	COTTON	0.00	
		28	INORGN CHEM; COMPDS OF PREC MET, RADIOACT ELEMENTS ETC	0.00	
		20	EDIBLE FRUIT AND NUTS; PEEL OF CITRUS FRUIT OR MELONS	0.00	
		11	PROD MILL INDUST; MALT; STARCHES; INULIN; WHEAT GLUTEN	0.00	
		4 digits			
		2402	Cigars, Cigarillos, Cigarettes, Etc, Of Tobacco Or Tobacco Substitutes	1.23	
		0901	Coffee; Coffee Husks And Skins; Coffee Substitutes Containing Coffee	0.08	
		4101	Raw Hides And Skins Of Bovine Or Equine Animals, Not Tanned	0.00	
		7204	Ferrous Waste And Scrap; Remelting Scrap Ingots Of Iron Or Steel	0.00	
		0708	Leguminous Vegetables, Shelled Or Unshelled, Fresh Or Chilled	0.00	
		0810	Other Fruit, Fresh, Nes	3.80	
		1703	Molasses Resulting From The Extraction Or Refining Of Sugar	0.00	
Tanzania	Kenya	2 digits			
		63	Other Made Up Textile Articles; Sets; Worn Clothing Etc	30.68	
		48	Paper & Paperboard; Art Of Paper Pulp, Paper/Paperboard	27.09	
		84	Nuclear Reactors, Boilers, Mchy & Mech Appliance; Parts	19.78	
		09	Coffee, Tea, Mate And Spices	17.94	
		23	Residues & Waste From The Food Indust; Prepr Ani Fodder	14.29	
		27	Mineral Fuels, Oils & Product Of Their Distillation; Etc	13.00	
		85	Electrical Mchy Equip Parts Thereof; Sound Recorder Etc	11.79	

Table 7b (Ctd): Intra-EAC Domestic Exports of the major twenty products, 2011 (US\$, million)

Partner State	Country of Destination	Hs Level	Description of Goods	2011
		59	Impregnated, Coated, Cover/Laminated Textile Fabric Etc	8.14
		73	Articles Of Iron And Steel	6.54
		72	Iron And Steel	5.93
		44	Wood And Articles Of Wood; Wood Charcoal	5.51
		87	Vehicles O/T Railw/Tranw Rool-Stock, Pts & Accessories	5.24
		03	Fish & Crustacean, Mollusc & Other Aquatic Invertebrate	5.19
		22	Beverages, Spirits And Vinegar	4.40
		07	Edible Vegetables And Certain Roots And Tubers	3.93
		52	Cotton	3.89
		39	Plastics And Articles Thereof	3.30
		11	Prod Mill Indust; Malt; Starches; Insulin; Wheat Gluten	3.30
		28	Inorgn Chem; Comps Of Prec Met, Radioact Elements Etc	2.45
		56	Wadding, Felt & Nonwoven; Yarns; Twine, Cordage, Etc	2.37
		4 digits		
		6304	Other Furnishing Articles, Nes (Excl. Of 94.04)	28.02
		4804	Uncoated Kraft Paper And Paperboard, In Rolls Or Sheets (Excl. 48.02+03)	24.59
		0902	Tea	16.84
		2306	Oil-Cake And Other Solid Residues, Of Vegetable Fats	11.21
		8504	Electrical Transformers, Static Converters And Inductors	9.20
		8429	Self-Propelled Bulldozers, Angledozers, Graders, Levellers, Etc	9.14
		5906	Rubberized Textile Fabrics	8.11
		2711	Petroleum Gases And Other Gaseous Hydrocarbons	7.61
		2712	Petroleum Jelly; Paraffin Wax... And Other Mineral Waxes, Etc	4.21
		4405	Wood Wool; Wood Flour	4.17
			Tubes, Pipes And Hollow Profiles, Seamless, Of Iron (Excl. Cast), Steel	3.92
		7304	Fish, Salted, Dried...; Smoked Fish; Fish Meal Fit For Human Consumption	3.78
		0305	Rolled Iron Or Non-Alloy Steel, >=600Mm Wide, Clad, Plated Or Coated	3.66
		7210	Beer Made From Malt	3.43
		2203	Cereal Grains Otherwise Worked (Excl. Rice); Germ Of Cereals	2.88
		8412	Other Engines And Motors	2.52
			Brans, Sharps And Other Residues, Derived From Working Of Ceareals, Etc	2.50
		2302	Other Inorganic Acids And Other Inorganic Oxygen Compounds Of Non-Metals	2.38
		2811	Jute, Etc (Excl. Flax...), Not Spun; Tow And Waste Of These Fibres	2.15
		5303	Twine, Cordage, Rope And Cables	2.12
		5607		
	Uganda	2 digits		
		39	Plastics And Articles Thereof	7.03
		95	Toys, Games & Sports Requisites; Parts & Access Thereof	4.46
		27	Mineral Fuels, Oils & Product Of Their Distillation; Etc	3.86
		48	Paper & Paperboard; Art Of Paper Pulp, Paper/Paperboard	3.21
		84	Nuclear Reactors, Boilers, Mchy & Mech Appliance; Parts	3.13
		89	Ships, Boats And Floating Structures	2.31
		10	Cereals	2.26
		22	Beverages, Spirits And Vinegar	2.16
		72	Iron And Steel	2.04
		70	Glass And Glassware	1.84
		63	Other Made Up Textile Articles; Sets; Worn Clothing Etc	1.77
		85	Electrical Mchy Equip Parts Thereof; Sound Recorder Etc	1.71
		56	Wadding, Felt & Nonwoven; Yarns; Twine, Cordage, Etc	1.60
		12	Oil Seed, Oleagi Fruits; Miscell Grain, Seed, Fruit Etc	1.27
		90	Optical, Photo, Cine, Meas, Checking, Precision, Etc	1.00
		61	Art Of Apparel & Clothing Access, Knitted Or Crocheted	0.73
		87	Vehicles O/T Railw/Tranw Rool-Stock, Pts & Accessories	0.66
		03	Fish & Crustacean, Mollusc & Other Aquatic Invertebrate	0.50
		15	Animal/Veg Fats & Oil & Their Cleavage Products; Etc	0.48
		24	Tobacco And Manufactured Tobacco Substitutes	0.44
		4 digits		
		3920	Other Plates..., Of Plastics, Not Reinforced, Etc	5.00

Table 7b (Ctd): Intra-EAC Domestic Exports of the major twenty products, 2011 (US\$, million)

Partner State	Country of Destination	Hs Level	Description of Goods	2011
		9504	Articles For Funfair, Table Or Parlour Games	4.46
			Cruise Ships, Excursion Boats, Etc, For Transport Of People Or Goods	2.31
		8901	Goods	2.07
		4819	Cartons, Boxes, Etc; Box Files, Etc, Of Paper, Paperboard, Etc	1.97
		2711	Petroleum Gases And Other Gaseous Hydrocarbons	1.82
		2207	Ethyl Alcohol, Undenatured Of >=80% Alcohol, Denatured Spirits	1.54
		5607	Twine, Cordage, Rope And Cables	
			Carboys, Bottles, Flasks... Ampoules, Etc; Stoppers, Lids..., Of Glass	1.52
		7010	Petroleum Oils And Oils Obtained From Bituminous	
			Minerals,Other Than Crude	1.44
		2710	Articles For Conveyance Or Packing Of Goods, Of Plastics	1.22
		3923	Sacks And Bags, Used For Packing Goods	1.13
		6305	Rice	1.07
		1006	Self-Propelled Bulldozers, Angledozers, Graders, Levellers, Etc	1.06
		8429	Rolled Iron Or Non-Alloy Steel, >=600Mm Wide, Clad, Plated Or Coated	1.00
		7210	Surveying, Hydrographic, Oceanographic...	
			Instruments/Appliances, Nes	0.99
		9015	Electrical Transformers, Static Converters And Inductors	0.89
		8504	Uncoated Kraft Paper And Paperboard, In Rolls Or Sheets (Excl. 48.02+03)	0.83
		4804	Parts Suitable For Use With The Machinery Of 84.25 To 84.30	0.79
		8431	T-Shirts, Singlets And Other Vests, Knitted Or Crocheted	0.71
		6109	Grain Sorghum	0.59
		1007		
	Burundi	2 digits		
		25	Salt; Sulphur; Earth & Ston; Plastering Mat; Lime & Cem	7.38
		70	Glass And Glassware	7.28
		39	Plastics And Articles Thereof	1.85
		27	Mineral Fuels, Oils & Product Of Their Distillation; Etc	1.60
		11	Prod Mill Indust; Malt; Starches; Insulin; Wheat Gluten	1.51
		72	Iron And Steel	1.47
		84	Nuclear Reactors, Boilers, Mchy & Mech Appliance; Parts	1.21
		85	Electrical Mchy Equip Parts Thereof; Sound Recorder Etc	1.20
		34	Soap, Organic Surface-Active Agents, Washing Prep, Etc	1.16
		94	Furniture; Bedding, Mattress, Matt Support, Cushion Etc	1.15
		74	Copper And Articles Thereof	0.88
		33	Essential Oils & Resinoids; Perf, Cosmetic/Toilet Prep	0.66
		31	Fertilisers	0.61
		15	Animal/Veg Fats & Oil & Their Cleavage Products; Etc	0.57
		63	Other Made Up Textile Articles; Sets; Worn Clothing Etc	0.47
		49	Printed Books, Newspapers, Pictures & Other Product Etc	0.36
		48	Paper & Paperboard; Art Of Paper Pulp, Paper/Paperboard	0.33
		19	Prep Of Cereal, Flour, Starch/Milk; Pastrycooks' Prod	0.30
		73	Articles Of Iron And Steel	0.27
		30	Pharmaceutical Products	0.24
		4 digits		
		7010	Carboys, Bottles, Flasks... Ampoules, Etc; Stoppers, Lids..., Of Glass	7.23
		2523	Portland Cement, Aluminous Cement, Persulphate Cement, Etc	4.61
			Salt/Pure Sodium Chloride Whether Or Not Cont Ant-Caking Agents;Seawater	2.71
		2501	Wheat Or Meslin Flour	1.51
		1101	Rolled Iron Or Non-Alloy Steel, >=600Mm Wide, Clad, Plated Or Coated	1.25
		7210	Soap; Organic Surface-Active Products In Bars, Etc; Paper With Soap,Etc	1.16
		3401	Insulated Wire, Cable, Etc; Optical Fibre Cables	1.13
		8544	Mattress Supports; Articles Of Bedding, Sprung, Stuffed, Etc	0.97
		9404	Copper Wire	0.87
		7408	Tubes, Pipes And Hoses, And Fittings Therefor, Of Plastics	0.69
		3917	Petroleum Jelly; Paraffin Wax... And Other Mineral Waxes, Etc	0.65
		2712	Articles For Conveyance Or Packing Of Goods, Of Plastics	0.63
		3923	Beauty, Make-Up, Skin-Care (Incl. Suntan), Manicure...	
			Preparations	0.62
		3304		

Table 7b (Ctd): Intra-EAC Domestic Exports of the major twenty products, 2011 (US\$, million)

Partner State	Country of Destination	Hs Level	Description of Goods	2011
		2710	Petroleum Oils And Oils Obtained From Bituminous Minerals,Other Than Crude	0.57
		1511	Palm Oil And Its Fractions Wheather Or Not Refined Not Chemically Modified	0.48
		8429	Self-Propelled Bulldozers, Angledozers, Graders, Levellers, Etc	0.46
		4901	Printed Books, Brochures, Leaflets And Similar Printed Matter	0.36
		2711	Petroleum Gases And Other Gaseous Hydrocarbons	0.35
		8431	Parts Suitable For Use With The Machinery Of 84.25 To 84.30	0.35
		6305	Sacks And Bags, Used For Packing Goods	0.32
	Rwanda	2 digits		
		10	Cereals	12.86
		39	Plastics And Articles Thereof	12.55
		25	Salt; Sulphur; Earth & Ston; Plastering Mat; Lime & Cem	7.19
		27	Mineral Fuels, Oils & Product Of Their Distillation; Etc	5.03
		17	Sugars And Sugar Confectionery	4.74
		72	Iron And Steel	4.58
		70	Glass And Glassware	3.80
		63	Other Made Up Textile Articles; Sets; Worn Clothing Etc	3.21
		11	Prod Mill Indust; Malt; Starches; Insulin; Wheat Gluten	2.27
		12	Oil Seed, Oleagi Fruits; Miscell Grain, Seed, Fruit Etc	1.84
		03	Fish & Crustacean, Mollusc & Other Aquatic Invertebrate	0.97
		33	Essential Oils & Resinoids; Perf, Cosmetic/Toilet Prep	0.81
		48	Paper & Paperboard; Art Of Paper Pulp, Paper/Paperboard	0.71
		31	Fertilisers	0.68
		20	Prep Of Vegetable, Fruit, Nuts Or Other Parts Of Plants	0.68
		07	Edible Vegetables And Certain Roots And Tubers	0.56
		84	Nuclear Reactors, Boilers, Mchy & Mech Appliance; Parts	0.51
		30	Pharmaceutical Products	0.46
		94	Furniture; Bedding, Mattress, Matt Support, Cushion Etc	0.45
		34	Soap, Organic Surface-Active Agents, Washing Prep, Etc	0.43
		4 digits		
		1006	Rice	10.60
		3917	Tubes, Pipes And Hoses, And Fittings Therefor, Of Plastics	10.55
		2523	Portland Cement, Aluminous Cement, Persulphate Cement, Etc	6.96
		1701	Cane Or Beet Sugar And Chemically Pure Sucrose, In Solid Form	4.69
		7214	Iron/Steel Bars And Rods, Forged, Etc (Incl. Twisted), Uncoiled Carboys, Bottles, Flasks... Ampoules, Etc; Stoppers, Lids..., Of Glass	4.23
		7010	Petroleum Jelly; Paraffin Wax... And Other Mineral Waxes, Etc	3.64
		2712	Other Furnishing Articles, Nes (Excl. Of 94.04)	3.03
		6304	Wheat Or Meslin Flour	2.43
		1101	Maize(Corn)	1.88
		1005	Petroleum Coke, Bitumen And Other Residues Of Petroleum Oils	1.81
		2713	Fish, Salted, Dried...; Smoked Fish; Fish Meal Fit For Human Consumption	0.99
		0305	Plants And Parts Of Plants, Of A Kind Used In Perfumery, Pharmacy...Etc	0.96
		1211	Tableware, Kitchenware... And Toilet Articles, Of Plastics	0.96
		3924	Ground-Nuts, Not Roasted Or Otherwise Cooked	0.91
		1202	Articles For Conveyance Or Packing Of Goods, Of Plastics	0.86
		3923	Petroleum Gases And Other Gaseous Hydrocarbons	0.86
		2711	Sacks And Bags, Used For Packing Goods	0.81
		6305	Tomatoes Prepared Or Preserved Otherwise Than By Vinegar Or Acetic Acid	0.78
		2002	Mineral Or Chemical Fertilizers, Nitrogenous	0.65
		3102		0.65

Table 7c Intra-EAC Domestic Exports of the major twenty products, 2011 compared to 2010 (US\$, million)

Partner State	Country of Destination	Hs Level	Description of Goods	2010	2011	% change		
Uganda	Kenya	2 digits						
		09	Coffee, tea, mate and spices	70.94	74.14	4.50		
		07	Edible vegetables and certain roots and tubers	4.85	17.14	253.06		
		10	Cereals	20.03	15.61	(22.05)		
		04	Dairy prod; birds' eggs; natural honey; edible prod nes	8.51	13.14	54.35		
		23	Residues & waste from the food indust; prepr ani fodder	7.27	10.65	46.52		
		24	Tobacco and manufactured tobacco substitutes	17.70	8.87	(49.87)		
		12	Oil seed, oleagi fruits; miscell grain, seed, fruit etc	4.78	8.76	83.43		
		27	Mineral fuels, oils & product of their distillation; etc	6.20	7.75	24.87		
		52	Cotton	3.21	6.22	93.77		
		15	Animal/veg fats & oils & their cleavage products; etc	1.13	5.10	351.75		
		72	Iron and steel	1.02	4.74	364.76		
		84	Nuclear reactors, boilers, mchy & mech appliance; parts	0.88	3.67	318.46		
		41	Raw hides and skins (other than furskins) and leather	0.66	2.29	245.23		
		44	Wood and articles of wood; wood charcoal	2.26	2.01	(11.12)		
		03	Fish & crustacean, mollusc & other aquatic invertebrate	0.48	1.57	226.92		
		48	Paper & paperboard; art of paper pulp, paper/paperboard	1.24	1.41	14.31		
		63	Other made up textile articles; sets; worn clothing etc	0.29	1.36	375.50		
		85	Electrical mchy equip parts thereof; sound recorder etc	0.56	1.26	124.10		
		11	Prod mill indust; malt; starches; inulin; wheat gluten	4.42	1.22	(72.29)		
		64	Footwear, gaiters and the like; parts of such articles	0.66	0.92	39.65		
				4 digits				
				0902	Tea	67.89	71.87	5.86
				0713	Dried leguminous vegetables, shelled	4.35	14.45	232.49
				1005	Maize(corn)	16.60	14.35	(13.52)
				2401	Unmanufactured tobacco; tobacco refuse	17.70	8.86	(49.94)
				0402	Milk and cream, concentrated or sweetened	0.73	7.83	975.70
				2716	Electrical energy	6.14	7.72	25.80
				5203	Cotton, carded or combed	2.40	6.02	150.51
				1207	Other oil seeds and oleaginous fruits	4.41	5.19	17.70
				0401	Milk and cream, not concentrated or sweetened	7.62	5.18	(32.02)
				2302	Brans, sharps and other residues, derived from working of ceareals, etc	2.61	3.92	50.29
				7217	Wire of iron or non-alloy steel	0.69	3.54	412.09
				8458	Lathes for removing metal	-	3.00	#DIV/0!
				2304	Oil-cake and other solid residues, of soya-bean	3.51	2.70	(22.99)
				0708	Leguminous vegetables, shelled or unshelled, fresh or chilled	0.50	2.65	431.38
		1208	Flours and meals of oil seeds or oleaginous fruits (excl. Mustard)	-	2.54	#DIV/0!		
		1516	Animal or vegetable fats and oils and fractions, hydrogenated, etc	0.74	2.49	235.02		
		2306	Oil-cake and other solid residues, of vegetable fats	0.97	2.48	156.10		

Table 7c (Ctd): Intra-EAC Domestic Exports of the major twenty products, 2011 compared to 2010 (US\$, million)

Partner State	Country of Destination	Hs Level	Description of Goods	2010	2011	% change
		0901	Coffee; coffee husks and skins; coffee substitutes containing coffee	3.03	2.23	(26.44)
		4410	Particle board and similar board of wood or other ligneous materials	1.86	1.73	(7.19)
		2301	Flours, etc, of meat, fish, etc, unfit for human consumption; greaves	0.02	1.43	9,109.88
	Tanzania	27	Mineral fuels, oils & product of their distillation; etc	6.38	7.93	24.23
		15	Animal/veg fats & oils & their cleavage products; etc	5.53	7.31	32.22
		34	Soap, organic surface-active agents, washing prep, etc	2.49	6.80	173.33
		72	Iron and steel	4.92	3.93	(20.21)
		33	Essential oils & resinoids; perf, cosmetic/toilet prep	1.84	2.91	58.00
		17	Sugars and sugar confectionery	-	2.21	#DIV/0!
		24	Tobacco and manufactured tobacco substitutes	0.07	2.14	3,090.24
		63	Other made up textile articles; sets; worn clothing etc	0.59	1.19	102.08
		23	Residues & waste from the food indust; prepr ani fodder	0.18	1.16	531.18
		52	Cotton	-	1.03	#DIV/0!
		04	Dairy prod; birds' eggs; natural honey; edible prod nes	0.54	0.87	61.37
		48	Paper & paperboard; art of paper pulp, paper/paperboard	0.29	0.57	100.29
		12	Oil seed, oleagi fruits; miscell grain, seed, fruit etc	0.03	0.49	1,717.30
		84	Nuclear reactors, boilers, mchy & mech appliance; parts	0.20	0.48	142.79
		01	Live animals	0.04	0.46	1,140.34
		85	Electrical mchy equip parts thereof; sound recorder etc	0.30	0.38	25.39
		39	Plastics and articles thereof	0.16	0.36	116.80
		73	Articles of iron or steel	0.10	0.28	185.35
		20	Prep of vegetable, fruit, nuts or other parts of plants	0.29	0.27	(8.98)
		22	Beverages, spirits and vinegar	0.17	0.23	33.66
	Tanzania	2716	Electrical energy	6.20	7.52	21.25
		1516	Animal or vegetable fats and oils and fractions, hydrogenated, etc	2.94	5.43	84.66
		3401	Soap; organic surface-active products in bars, etc; paper with soap,etc	2.43	3.82	57.22
		3304	Beauty, make-up, skin-care (incl. Suntan), manicure... Preparations	1.83	2.11	15.43
		7210	Rolled iron or non-alloy steel, >=600mm wide, clad, plated or coated	3.79	1.71	(54.91)
		1511	Palm oil and its fractions	1.40	1.42	1.85
		1701	Cane or beet sugar and chemically pure sucrose, in solid form	-	1.16	#DIV/0!
		2401	Unmanufactured tobacco; tobacco refuse	0.07	0.98	1,364.56
		2304	Oil-cake and other solid residues, of soya-bean	0.13	0.83	517.89
		6305	Sacks and bags, used for packing goods	0.59	0.79	34.52
		5203	Cotton, carded or combed	-	0.49	#DIV/0!
		1512	Sunflower-seed, safflower or cotton-seed oil and their fractions	1.19	0.46	(61.42)

Table 7c (Ctd): Intra-EAC Domestic Exports of the major twenty products, 2011 compared to 2010 (US\$, million)

Partner State	Country of Destination	Hs Level	Description of Goods	2010	2011	% change
		4819	Cartons, boxes, etc; box files, etc, of paper, paperboard, etc	0.27	0.36	31.63
		0401	Milk and cream, not concentrated or sweetened	0.27	0.31	12.84
		0105	Live poultry	0.02	0.28	1,315.72
		7216	Angles, shapes and sections of iron or non-alloy steel	0.43	0.22	(47.84)
		8504	Electrical transformers, static converters and inductors	0.25	0.22	(13.23)
		1207	Other oil seeds and oleaginous fruits	0.02	0.21	769.81
		2712	Petroleum jelly; paraffin wax... And other mineral waxes, etc	0.18	0.19	6.98
		2009	Fruit juices (incl. Grape must) and vegetable juices, unfermented	0.29	0.17	(42.25)
	Rwanda	2 digits				
		15	Animal/veg fats & oils & their cleavage products; etc	23.80	45.50	91.14
		25	Salt; sulphur; earth & ston; plastering mat; lime & cem	33.46	41.41	23.76
		34	Soap, organic surface-active agents, washing prep, etc	11.00	13.33	21.22
		72	Iron and steel	8.04	12.21	51.89
		17	Sugars and sugar confectionery	13.59	9.59	(29.46)
		03	Fish & crustacean, mollusc & other aquatic invertebrate	1.81	6.11	237.83
		73	Articles of iron or steel	4.73	5.86	23.83
		48	Paper & paperboard; art of paper pulp, paper/paperboard	2.47	3.59	45.12
		32	Tanning/dyeing extract; tannins & derivs; pigm etc	2.39	3.58	49.32
		39	Plastics and articles thereof	2.41	3.16	31.06
		56	Wadding, felt & nonwoven; yarns; twine, cordage, etc	0.04	2.34	6,044.86
		19	Prep of cereal, flour, starch/milk; pastrycooks' prod	1.16	2.16	86.41
		22	Beverages, spirits and vinegar	1.26	1.97	57.03
		44	Wood and articles of wood; wood charcoal	1.82	1.87	2.98
		33	Essential oils & resinoids; perf, cosmetic/toilet prep	1.18	1.87	57.61
		84	Nuclear reactors, boilers, mchy & mech appliance; parts	1.15	1.56	35.84
		64	Footwear, gaiters and the like; parts of such articles	0.05	1.04	2,090.19
		20	Prep of vegetable, fruit, nuts or other parts of plants	1.13	0.84	(25.98)
		49	Printed books, newspapers, pictures & other product etc	0.66	0.79	20.45
		27	Mineral fuels, oils & product of their distillation; etc	0.67	0.77	15.24
		4 digits				
		2523	Portland cement, aluminous cement, persulphate cement, etc	33.37	41.28	23.71
		1516	Animal or vegetable fats and oils and fractions, hydrogenated, etc	14.44	23.12	60.07
		1511	Palm oil and its fractions	9.36	21.84	133.27
		3401	Soap; organic surface-active products in bars, etc; paper with soap,etc	9.72	11.71	20.52
		1701	Cane or beet sugar and chemically pure sucrose, in solid form	13.25	9.39	(29.17)
		7214	Iron/steel bars and rods, forged, etc (incl. Twisted), uncoiled	2.26	3.73	64.82
		7306	Other tubes, pipes and hollow profiles of iron or steel, welded, nes	4.21	3.60	(14.35)

Table 7c (Ctd): Intra-EAC Domestic Exports of the major twenty products, 2011 compared to 2010 (US\$, million)

Partner State	Country of Destination	Hs Level	Description of Goods	2010	2011	% change
		3208	Paints and varnishes based on polymers in a non-aqueous medium	2.37	3.39	43.08
		7208	Hot-rolled iron or non-alloy steel, >=600mm wide	0.17	3.34	1,865.49
		0304	Fish fillets and other fish meat, fresh, chilled or frozen	0.01	2.69	30,718.87
		5601	Wadding of textile materials and articles thereof; textile fibres, =<5mm	0.03	2.32	7,197.20
		7216	Angles, shapes and sections of iron or non-alloy steel	1.43	2.30	60.52
		4819	Cartons, boxes, etc; box files, etc, of paper, paperboard, etc	1.27	2.18	71.35
		1905	Bread, pastry, cakes, etc; communion wafers, rice paper, etc	1.16	2.16	86.54
		0307	Molluscs and aquatic invertebrates, nes	1.24	2.13	70.76
		3917	Tubes, pipes and hoses, and fittings therefor, of plastics	1.15	1.91	65.74
		2208	Undenatured ethyl alcohol of an alcoholic strength <80%; spirits, etc	0.65	1.73	165.71
		7314	Cloth, grill, netting and fencing of iron/steel wire; expanded metal	0.21	1.72	730.99
		3304	Beauty, make-up, skin-care (incl. Suntan), manicure... Preparations	1.18	1.67	41.30
		7210	Rolled iron or non-alloy steel, >=600mm wide, clad, plated or coated	2.10	1.48	(29.56)
	Burundi	2 diguts				
		72	Iron and steel	4.35	7.38	69.70
		15	Animal/veg fats & oils & their cleavage products; etc	2.83	5.94	110.20
		25	Salt; sulphur; earth & ston; plastering mat; lime & cem	6.92	4.07	(41.14)
		48	Paper & paperboard; art of paper pulp, paper/paperboard	3.18	3.39	6.70
		24	Tobacco and manufactured tobacco substitutes	1.63	1.87	14.79
		73	Articles of iron or steel	3.03	1.82	(40.05)
		39	Plastics and articles thereof	1.66	1.49	(10.10)
		44	Wood and articles of wood; wood charcoal	0.79	1.12	41.61
		01	Live animals	2.87	0.86	(70.04)
		10	Cereals	4.10	0.83	(79.81)
		32	Tanning/dyeing extract; tannins & derivs; pigm etc	0.64	0.82	28.65
		30	Pharmaceutical products	0.94	0.62	(34.81)
		64	Footwear, gaiters and the like; parts of such articles	0.35	0.46	31.81
		33	Essential oils & resinoids; perf, cosmetic/toilet prep	0.38	0.46	21.95
		84	Nuclear reactors, boilers, mchy & mech appliance; parts	0.30	0.41	35.04
		19	Prep of cereal, flour, starch/milk; pastrycooks' prod	0.31	0.36	13.64
		63	Other made up textile articles; sets; worn clothing etc	0.47	0.36	(23.70)
		62	Art of apparel & clothing access, not knitted/crocheted	0.80	0.30	(62.92)
		34	Soap, organic surface-active agents, washing prep, etc	0.22	0.29	35.02
		07	Edible vegetables and certain roots and tubers	0.69	0.29	(58.37)

Table 7c (Ctd): Intra-EAC Domestic Exports of the major twenty products, 2011 compared to 2010 (US\$, million)

Partner State	Country of Destination	Hs Level	Description of Goods	2010	2011	% change
		4 digits				
		7210	Rolled iron or non-alloy steel, >=600mm wide, clad, plated or coated	2.97	5.46	84.09
		2523	Portland cement, aluminous cement, persulphate cement, etc	6.91	4.07	(41.08)
		1516	Animal or vegetable fats and oils and fractions, hydrogenated, etc	2.80	4.07	45.07
		4820	Registers, account books, etc; albums for samples, of paper, paperboard	1.91	3.10	62.30
		2401	Unmanufactured tobacco; tobacco refuse	1.63	1.87	14.79
		1511	Palm oil and its fractions	0.02	1.82	7,838.32
		7214	Iron/steel bars and rods, forged, etc (incl. Twisted), uncoiled	1.11	1.35	21.79
		7306	Other tubes, pipes and hollow profiles of iron or steel, welded, nes	2.71	1.32	(51.38)
		3923	Articles for the of goods, of plastics; stopers, etc, of plastics	1.04	1.13	8.25
		1005	Maize(corn)	4.10	0.83	(79.81)
		3208	Paints and varnishes based on polymers in a non-aqueous medium	0.63	0.79	23.72
		0102	Live bovine animals	2.71	0.72	(73.63)
		3003	Medicaments with >=2 constituents mixed together, not for retail sale	0.45	0.52	15.56
		4412	Plywood, veneered panels and similar laminated wood	0.55	0.49	(10.57)
		3304	Beauty, make-up, skin-care (incl. Suntan), manicure... Preparations	0.37	0.44	20.05
		7216	Angles, shapes and sections of iron or non-alloy steel	0.19	0.44	125.64
		4403	Wood in the rough or roughly squared	0.20	0.42	115.23
		6402	Other footwear with outer soles and uppers of rubber or plastics	0.30	0.36	19.38
		1905	Bread, pastry, cakes, etc; communion wafers, rice paper, etc	0.31	0.36	13.63
		7317	Nails, tacks, drawing pins, corrugated nails... Of iron or steel	0.29	0.33	13.09
Kenya	Uganda	2 digits				
		25	Salt; sulphur; earths and stone; plastering materi	94.87	113.57	19.71
		27	Mineral fuels, mineral oils and products of their	45.31	79.29	74.99
		72	Iron and steel.	32.17	56.94	77.02
		39	Plastics and articles thereof.	33.42	46.96	40.53
		22	Beverages, spirits and vinegar.	30.93	45.53	47.22
		48	Paper and paperboard; articles of paper pulp, of p	23.92	27.31	14.17
		87	Vehicles other than railway or tramway rolling-sto	20.32	26.15	28.72
		34	Soap, organic surface-active agents, washing prepa	20.44	25.82	26.33
		15	Animal or vegetable fats and oils and their cleava	18.96	25.50	34.46
		30	Pharmaceutical products.	25.46	25.46	-0.03
		17	Sugars and sugar confectionery.	15.71	20.47	30.29
		70	Glass and glassware.	13.49	20.08	48.86
		84	Nuclear reactors, boilers, machinery and mechanica	13.35	17.99	34.76
		73	Articles of iron or steel.	10.99	15.82	44.04
		31	Fertilisers.	5.89	14.56	147.00

Table 7c (Ctd): Intra-EAC Domestic Exports of the major twenty products, 2011 compared to 2010 (US\$, million)

Partner State	Country of Destination	Hs Level	Description of Goods	2010	2011	% change
		28	Inorganic chemicals; organic or inorganic compound	13.64	13.58	-0.49
		24	Tobacco and manufactured tobacco substitutes.	10.87	13.36	22.89
		76	Aluminium and articles thereof.	8.71	12.95	48.67
		85	Electrical machinery and equipment and parts there	9.83	11.75	19.59
		83	Miscellaneous articles of base metal.	8.03	10.53	31.21
		4 digits				
		2523	Portland cement, aluminous cement, persulphate cem	74.07	86.49	16.78
		2710	Petroleum oils and oils obtained from bituminous m	39.69	73.33	84.77
		7209	Cold-rolled iron or non-alloy steel, >=600mm wide	9.37	30.04	220.49
		2203	Beer made from malt	18.00	24.36	35.33
		3923	Articles for conveyance or packing of goods, of pl	13.32	22.68	70.25
		2501	Salt/pure sodium chloride whether or not cont ant-	17.67	20.57	16.39
		3004	Medicaments of mixed or unmixed products, for reta	21.21	19.93	-6.04
		7010	Carboys, bottles, flasks... Ampoules, etc; stopper	12.43	19.10	53.63
		7210	Rolled iron or non-alloy steel, >=600mm wide, clad	15.19	18.32	20.55
		1704	Sugar confectionery (incl. White chocolate), not c	13.57	17.96	32.34
		4819	Cartons, boxes, etc; box files, etc, of paper, pap	15.95	17.02	6.73
		2207	Ethyl alcohol, undenatured of >=80% alcohol, denat	9.71	16.61	71.06
		2402	Cigars, cigarillos, cigarettes, etc, of tobacco or	10.87	13.36	22.89
		8716	Trailers and semi-trailers; other vehicles, not ma	8.04	11.78	46.49
		3402	Non-soap surface-active agents; washing preparatio	9.47	11.16	17.88
		1511	Palm oil and its fractions wheather or not refined	8.80	11.03	25.29
		3401	Soap; organic surface-active products in bars, etc	8.12	10.59	30.43
		8309	Stoppers, caps and lids, capsules for bottles... O	7.40	10.11	36.67
		3105	Mineral or chemical fertilizers, nes; other fertil	3.24	9.97	207.89
		8702	Public-transport type passenger motor vehicles	7.40	8.79	18.72
	Tanzania	2 digits				
		15	Animal or vegetable fats and oils and their cleava	49.76	69.50	39.68
		72	Iron and steel.	30.44	34.10	12.02
		34	Soap, organic surface-active agents, washing prepa	27.33	32.60	19.29
		30	Pharmaceutical products.	15.98	21.92	37.20
		39	Plastics and articles thereof.	24.63	18.77	-23.77
		76	Aluminium and articles thereof.	15.63	17.54	12.23
		17	Sugars and sugar confectionery.	16.06	16.43	2.31
		25	Salt; sulphur; earths and stone; plastering materi	12.23	15.68	28.14
		73	Articles of iron or steel.	11.64	14.69	26.16
		87	Vehicles other than railway or tramway rolling-sto	15.12	13.26	-12.25
		84	Nuclear reactors, boilers, machinery and mechanica	7.07	12.10	71.00
		83	Miscellaneous articles of base metal.	6.71	11.96	78.29

Table 7c (Ctd): Intra-EAC Domestic Exports of the major twenty products, 2011 compared to 2010 (US\$, million)

Partner State	Country of Destination	Hs Level	Description of Goods	2010	2011	% change
		70	Glass and glassware.	6.29	11.80	87.69
		63	Other made up textile articles; sets; worn clothin	9.68	11.62	20.07
		85	Electrical machinery and equipment and parts there	10.16	11.61	14.23
		48	Paper and paperboard; articles of paper pulp, of p	14.04	11.17	-20.38
		28	Inorganic chemicals; organic or inorganic compound	8.51	10.79	26.83
		64	Footwear, gaiters and the like; parts of such arti	9.67	9.97	3.13
		94	Furniture; bedding, mattresses, mattress supports,	3.62	7.83	116.61
		04	Dairy produce; birds' eggs; natural honey; edible	7.08	7.68	8.40
		4 digits				
		1511	Palm oil and its fractions wheather or not refined	25.82	35.00	35.57
		3401	Soap; organic surface-active products in bars, etc	22.13	26.01	17.54
		3004	Medicaments of mixed or unmixed products, for reta	14.97	20.73	38.49
		1516	Animal or vegetable fats and oils and fractions, h	15.65	20.43	30.59
		7210	Rolled iron or non-alloy steel, >=600mm wide, clad	19.40	19.85	2.32
		1704	Sugar confectionery (incl. White chocolate), not c	15.50	15.68	1.18
		7615	Table, kitchen, household and sanitary articles...	13.49	15.56	15.38
		1517	Margarine; edible preparations of animal or vegeta	7.55	12.22	61.78
		3923	Articles for conveyance or packing of goods, of pl	16.24	11.40	-29.83
		7010	Carboys, bottles, flasks... Ampoules, etc; stopper	5.84	11.30	93.49
		8309	Stoppers, caps and lids, capsules for bottles... O	6.11	11.05	80.73
		2523	Portland cement, aluminous cement, persulphate cem	4.55	8.34	83.21
		2501	Salt/pure sodium chloride whether or not cont ant-	7.29	7.15	-1.92
		8716	Trailers and semi-trailers; other vehicles, not ma	6.41	6.77	5.49
		6402	Other footwear with outer soles and uppers of rubb	5.59	6.68	19.42
		6305	Sacks and bags, used for packing goods	5.14	6.53	27.02
		8507	Electric accumulators (incl. Separators therefor)	4.62	5.29	14.37
		4011	New pneumatic tyres, of rubber	4.16	5.21	25.09
		7214	Iron/steel bars and rods, forged, etc (incl. Twist	0.64	5.19	706.48
		4819	Cartons, boxes, etc; box files, etc, of paper, pap	6.22	4.96	-20.29
	Rwanda	2 digits				
		27	Mineral fuels, mineral oils and products of their	14.43	17.31	19.96
		72	Iron and steel.	9.10	15.36	68.86
		15	Animal or vegetable fats and oils and their cleava	13.60	10.61	-22.00
		39	Plastics and articles thereof.	9.37	9.12	-2.63
		48	Paper and paperboard; articles of paper pulp, of p	5.27	7.29	38.29
		85	Electrical machinery and equipment and parts there	7.28	6.26	-13.96
		49	Printed books, newspapers, pictures and other prod	3.30	6.10	84.93
		30	Pharmaceutical products.	4.29	5.88	36.90

Table 7c (Ctd): Intra-EAC Domestic Exports of the major twenty products, 2011 compared to 2010 (US\$, million)

Partner State	Country of Destination	Hs Level	Description of Goods	2010	2011	% change
		64	Footwear, gaiters and the like; parts of such arti	4.38	5.41	23.50
		73	Articles of iron or steel.	4.01	5.38	34.14
		24	Tobacco and manufactured tobacco substitutes.	3.62	4.90	35.17
		17	Sugars and sugar confectionery.	3.09	4.89	57.98
		84	Nuclear reactors, boilers, machinery and mechanica	5.66	4.34	-23.36
		25	Salt; sulphur; earths and stone; plastering materi	3.71	3.77	1.69
		94	Furniture; bedding, mattresses, mattress supports,	1.82	2.61	43.38
		34	Soap, organic surface-active agents, washing prepa	2.51	2.43	-3.36
		22	Beverages, spirits and vinegar.	0.41	2.18	424.93
		76	Aluminium and articles thereof.	2.26	2.05	-9.23
		32	Tanning or dyeing extracts; tannins and their deri	1.18	2.02	70.69
		38	Miscellaneous chemical products.	1.15	1.98	71.67
		4 digits				
		2710	Petroleum oils and oils obtained from bituminous m	13.71	16.72	21.99
		7210	Rolled iron or non-alloy steel, >=600mm wide, clad	3.00	8.03	167.63
		1511	Palm oil and its fractions wheather or not refined	8.93	6.99	-21.78
		3004	Medicaments of mixed or unmixed products, for reta	2.82	5.28	86.96
		2402	Cigars, cigarillos, cigarettes, etc, of tobacco or	3.62	4.90	35.17
		4901	Printed books, brochures, leaflets and similar pri	2.36	4.89	107.23
		1704	Sugar confectionery (incl. White chocolate), not c	3.08	4.83	57.12
		4819	Cartons, boxes, etc; box files, etc, of paper, pap	2.79	4.27	53.00
		8544	Insulated wire, cable, etc; optical fibre cables	4.18	3.09	-26.05
		7208	Hot-rolled iron or non-alloy steel, >=600mm wide	1.31	2.74	109.50
		8471	Automatic data processing machines...; magnetic re	1.70	2.67	57.26
		3924	Tableware, kitchenware... And toilet articles, of	2.76	2.56	-7.07
		6401	Waterproof footwear...	1.81	2.44	34.76
		2501	Salt/pure sodium chloride whether or not cont ant-	2.47	2.14	-13.06
		7306	Other tubes, pipes and hollow profiles of iron or	1.42	2.11	49.37
		6402	Other footwear with outer soles and uppers of rubb	2.02	1.96	-2.84
		7214	Iron/steel bars and rods, forged, etc (incl. Twist	1.93	1.96	1.24
		3917	Tubes, pipes and hoses, and fittings therefor, of	1.30	1.88	44.33
		1507	Soya-bean oil and its fractions	0.96	1.68	75.43
		7216	Angles, shapes and sections of iron or non-alloy s	1.48	1.62	9.20
	Burundi	2 digits				-
		72	Iron and steel.	18.55	16.24	-12.48
		39	Plastics and articles thereof.	7.50	7.81	4.16
		73	Articles of iron or steel.	8.37	7.74	-7.59
		25	Salt; sulphur; earths and stone; plastering materi	0.41	2.46	500.76
		15	Animal or vegetable fats and oils and their cleava	2.14	2.30	7.46

Table 7c (Ctd): Intra-EAC Domestic Exports of the major twenty products, 2011 compared to 2010 (US\$, million)

Partner State	Country of Destination	Hs Level	Description of Goods	2010	2011	% change
		27	Mineral fuels, mineral oils and products of their	2.45	2.29	-6.81
		85	Electrical machinery and equipment and parts there	1.25	1.94	55.14
		17	Sugars and sugar confectionery.	2.10	1.92	-8.27
		32	Tanning or dyeing extracts; tannins and their deri	1.49	1.86	24.95
		34	Soap, organic surface-active agents, washing prepa	1.13	1.77	56.56
		28	Inorganic chemicals; organic or inorganic compound	0.46	1.67	262.89
		30	Pharmaceutical products.	1.23	1.20	-2.14
		31	Fertilisers.	0.51	1.18	129.85
		48	Paper and paperboard; articles of paper pulp, of p	1.30	0.98	-24.86
		96	Miscellaneous manufactured articles.	1.03	0.94	-8.95
		44	Wood and articles of wood; wood charcoal.	0.62	0.93	49.49
		62	Articles of apparel and clothing accessories, not	0.38	0.82	115.18
		94	Furniture; bedding, mattresses, mattress supports,	0.57	0.70	22.47
		83	Miscellaneous articles of base metal.	0.10	0.65	548.58
		24	Tobacco and manufactured tobacco substitutes.	0.46	0.63	36.76
		4 digits				
		7210	Rolled iron or non-alloy steel, >=600mm wide, clad	13.95	11.63	-16.64
		7306	Other tubes, pipes and hollow profiles of iron or	6.13	5.50	-10.32
		3923	Articles for conveyance or packing of goods, of pl	4.76	5.04	5.87
		7216	Angles, shapes and sections of iron or non-alloy s	1.76	2.36	34.40
		2523	Portland cement, aluminous cement, persulphate cem	0.19	2.09	978.83
		1704	Sugar confectionery (incl. White chocolate), not c	2.06	1.92	-6.59
		2710	Petroleum oils and oils obtained from bituminous m	2.22	1.90	-14.58
		1511	Palm oil and its fractions wheather or not refined	1.05	1.26	20.06
		3209	Paints and varnishes, in an aqueous medium	1.10	1.26	15.03
		7208	Hot-rolled iron or non-alloy steel, >=600mm wide	1.81	1.24	-31.48
		8544	Insulated wire, cable, etc; optical fibre cables	0.68	1.07	57.01
		3924	Tableware, kitchenware... And toilet articles, of	0.57	1.00	74.66
		3004	Medicaments of mixed or unmixed products, for reta	0.67	0.98	46.37
		1516	Animal or vegetable fats and oils and fractions, h	1.07	0.95	-11.03
		3401	Soap; organic surface-active products in bars, etc	0.14	0.94	566.13
		2809	Diphosphorus pentaoxide; phosphoric acid and polyp	0.01	0.90	14563.87
		7308	Iron/steel structures and parts thereof; plates, r	0.84	0.90	6.88
		9608	Ball-point, felt tipped...pens and pencils and art	0.87	0.86	-1.36
		4411	Fibreboard of wood or other ligneous materials	0.46	0.75	61.36
		6214	Shawls, scarves, mufflers, mantillas, veils and th	0.18	0.72	293.13
Tanzania	Kenya	2 digits				
		63	Other Made Up Textile Articles; Sets; Worn Clothing Etc	24.73	30.68	24.03

Table 7c (Ctd): Intra-EAC Domestic Exports of the major twenty products, 2011 compared to 2010 (US\$, million)

Partner State	Country of Destination	Hs Level	Description of Goods	2010	2011	% change
		48	Paper & Paperboard; Art Of Paper Pulp, Paper/Paperboard	21.46	27.09	26.23
		84	Nuclear Reactors, Boilers, Mchy & Mech Appliance; Parts	2.82	19.78	602.33
		09	Coffee, Tea, Mate And Spices	20.66	17.94	-13.17
		23	Residues & Waste From The Food Indust; Prepr Ani Fodder	9.11	14.29	56.90
		27	Mineral Fuels, Oils & Product Of Their Distillation; Etc	10.93	13.00	18.98
		85	Electrical Mchy Equip Parts Thereof; Sound Recorder Etc	3.55	11.79	232.47
		59	Impregnated, Coated, Cover/Laminated Textile Fabric Etc	2.24	8.14	262.67
		73	Articles Of Iron And Steel	10.74	6.54	-39.11
		72	Iron And Steel	3.78	5.93	57.02
		44	Wood And Articles Of Wood; Wood Charcoal	8.08	5.51	-31.84
		87	Vehicles O/T Railw/Tranw Rool-Stock, Pts & Accessories	2.92	5.24	79.60
		03	Fish & Crustacean, Mollusc & Other Aquatic Invertebrate	5.70	5.19	-8.98
		22	Beverages, Spirits And Vinegar	4.53	4.40	-2.79
		07	Edible Vegetables And Certain Roots And Tubers	2.37	3.93	65.61
		52	Cotton	4.67	3.89	-16.63
		39	Plastics And Articles Thereof	15.84	3.30	-79.19
		11	Prod Mill Indust; Malt; Starches; Insulin; Wheat Gluten	1.27	3.30	159.91
		28	Inorgn Chem; Compds Of Prec Met, Radioact Elements Etc	1.68	2.45	45.48
		56	Wadding, Felt & Nonwoven; Yarns; Twine, Cordage, Etc	2.20	2.37	7.80
		2 digits				
		6304	Other Furnishing Articles, Nes (Excl. Of 94.04)	22.70	28.02	23.45
		4804	Uncoated Kraft Paper And Paperboard, In Rolls Or Sheets (Excl. 48.02+03)	17.71	24.59	38.87
		0902	Tea	20.07	16.84	-16.07
		2306	Oil-Cake And Other Solid Residues, Of Vegetable Fats	9.00	11.21	24.55
		8504	Electrical Transformers, Static Converters And Inductors	2.01	9.20	357.67
		8429	Self-Propelled Bulldozers, Angledozers, Graders, Levellers, Etc	0.34	9.14	2,627.79
		5906	Rubberized Textile Fabrics	2.23	8.11	263.40
		2711	Petroleum Gases And Other Gaseous Hydrocarbons	6.27	7.61	21.27
		2712	Petroleum Jelly; Paraffin Wax... And Other Mineral Waxes, Etc	4.32	4.21	-2.68
		4405	Wood Wool; Wood Flour	3.85	4.17	8.21
		7304	Tubes, Pipes And Hollow Profiles, Seamless, Of Iron (Excl. Cast), Steel	0.06	3.92	6,231.44
		0305	Fish, Salted, Dried...; Smoked Fish; Fish Meal Fit For Human Consumption	3.53	3.78	7.04
		7210	Rolled Iron Or Non-Alloy Steel, >=600Mm Wide, Clad, Plated Or Coated	1.73	3.66	111.57
		2203	Beer Made From Malt	4.39	3.43	-21.97
		1104	Cereal Grains Otherwise Worked (Excl. Rice); Germ Of Cereals	-	2.88	-
		8412	Other Engines And Motors	0.57	2.52	341.24
		2302	Brans, Sharps And Other Residues, Derived From Working Of Ceareals, Etc	0.05	2.50	4,518.98
		2811	Other Inorganic Acids And Other Inorganic Oxygen Compounds Of Non-Metals	1.52	2.38	56.67

Table 7c (Ctd): Intra-EAC Domestic Exports of the major twenty products, 2011 compared to 2010 (US\$, million)

Partner State	Country of Destination	Hs Level	Description of Goods	2010	2011	% change
		5303	Jute, Etc (Excl. Flax...), Not Spun; Tow And Waste Of These Fibres	0.85	2.15	152.62
		5607	Twine, Cordage, Rope And Cables	2.01	2.12	5.73
	Uganda	2 digits				
		39	Plastics And Articles Thereof	1.50	7.03	368.23
		95	Toys, Games & Sports Requisites; Parts & Access Thereof	0.13	4.46	3,403.08
		27	Mineral Fuels, Oils & Product Of Their Distillation; Etc	1.37	3.86	181.93
		48	Paper & Paperboard; Art Of Paper Pulp, Paper/Paperboard	1.68	3.21	91.07
		84	Nuclear Reactors, Boilers, Mchy & Mech Appliance; Parts	3.46	3.13	-9.45
		89	Ships, Boats And Floating Structures	0.17	2.31	1,265.57
		10	Cereals	3.76	2.26	-39.89
		22	Beverages, Spirits And Vinegar	0.76	2.16	185.79
		72	Iron And Steel	2.07	2.04	-1.58
		70	Glass And Glassware	0.98	1.84	87.40
		63	Other Made Up Textile Articles; Sets; Worn Clothing Etc	14.62	1.77	-87.91
		85	Electrical Mchy Equip Parts Thereof; Sound Recorder Etc	1.10	1.71	54.88
		56	Wadding, Felt & Nonwoven; Yarns; Twine, Cordage, Etc	1.66	1.60	-3.40
		12	Oil Seed, Oleagi Fruits; Miscell Grain, Seed, Fruit Etc	0.71	1.27	79.05
		90	Optical, Photo, Cine, Meas, Checking, Precision, Etc	1.59	1.00	-36.93
		61	Art Of Apparel & Clothing Access, Knitted Or Crocheted	0.73	0.73	0.66
		87	Vehicles O/T Railw/Tranw Rool-Stock, Pts & Accessories	1.46	0.66	-54.49
		03	Fish & Crustacean, Mollusc & Other Aquatic Invertebrate	1.05	0.50	-52.98
		15	Animal/Veg Fats & Oil & Their Cleavage Products; Etc	0.15	0.48	216.85
		24	Tobacco And Manufactured Tobacco Substitutes	1.12	0.44	-60.61
		4 digits				
		3920	Other Plates..., Of Plastics, Not Reinforced, Etc	0.65	5.00	672.03
		9504	Articles For Funfair, Table Or Parlour Games	-	4.46	-
		8901	Cruise Ships, Excursion Boats, Etc, For Transport Of People Or Goods	-	2.31	-
		4819	Cartons, Boxes, Etc; Box Files, Etc, Of Paper, Paperboard, Etc	0.00	2.07	3,042,385.29
		2711	Petroleum Gases And Other Gaseous Hydrocarbons	0.53	1.97	269.23
		2207	Ethyl Alcohol, Undenatured Of >=80% Alcohol, Denatured Spirits	0.01	1.82	14,234.20
		5607	Twine, Cordage, Rope And Cables	1.61	1.54	-4.30
		7010	Carboys, Bottles, Flasks... Ampoules, Etc; Stoppers, Lids..., Of Glass	0.93	1.52	64.20
		2710	Petroleum Oils And Oils Obtained From Bituminous Minerals, Other Than Crude	0.83	1.44	72.39
		3923	Articles For Conveyance Or Packing Of Goods, Of Plastics	0.37	1.22	233.13
		6305	Sacks And Bags, Used For Packing Goods	0.93	1.13	21.70
		1006	Rice	3.14	1.07	-65.74
		8429	Self-Propelled Bulldozers, Angledozer, Graders, Levellers, Etc	-	1.06	-
		7210	Rolled Iron Or Non-Alloy Steel, >=600Mm Wide, Clad, Plated Or Coated	1.54	1.00	-35.45

Table 7c (Ctd): Intra-EAC Domestic Exports of the major twenty products, 2011 compared to 2010 (US\$, million)

Partner State	Country of Destination	Hs Level	Description of Goods	2010	2011	% change
		9015	Surveying, Hydrographic, Oceanographic... Instruments/Appliances, Nes	1.59	0.99	-37.52
		8504	Electrical Transformers, Static Converters And Inductors	0.57	0.89	56.03
		4804	Uncoated Kraft Paper And Paperboard, In Rolls Or Sheets (Excl. 48.02+03)	1.33	0.83	-37.74
		8431	Parts Suitable For Use With The Machinery Of 84.25 To 84.30	1.00	0.79	-21.32
		6109	T-Shirts, Singlets And Other Vests, Knitted Or Crocheted	0.61	0.71	16.91
		1007	Grain Sorghum	-	0.59	-
	Burundi	2 digits	Salt; Sulphur; Earth & Ston; Plastering Mat; Lime & Cem	11.98	7.38	-38.39
		25	Glass And Glassware	0.09	7.28	8,179.64
		39	Plastics And Articles Thereof	1.94	1.85	-4.39
		27	Mineral Fuels, Oils & Product Of Their Distillation; Etc	0.46	1.60	249.96
		11	Prod Mill Indust; Malt; Starches; Insulin; Wheat Gluten	4.57	1.51	-66.89
		72	Iron And Steel	1.99	1.47	-26.12
		84	Nuclear Reactors, Boilers, Mchy & Mech Appliance; Parts	1.38	1.21	-12.65
		85	Electrical Mchy Equip Parts Thereof; Sound Recorder Etc	0.41	1.20	192.06
		34	Soap, Organic Surface-Active Agents, Washing Prep, Etc	0.98	1.16	18.39
		94	Furniture; Bedding, Mattress, Matt Support, Cushion Etc	1.31	1.15	-12.16
		74	Copper And Articles Thereof	0.01	0.88	13,877.28
		33	Essential Oils & Resinoids; Perf, Cosmetic/Toilet Prep	0.45	0.66	44.93
		31	Fertilisers	3.60	0.61	-83.12
		15	Animal/Veg Fats & Oil & Their Cleavage Products; Etc	1.06	0.57	-46.34
		63	Other Made Up Textile Articles; Sets; Worn Clothing Etc	0.20	0.47	135.26
		49	Printed Books, Newspapers, Pictures & Other Product Etc	0.00	0.36	29,891.76
		48	Paper & Paperboard; Art Of Paper Pulp, Paper/Paperboard	0.01	0.33	3,178.86
		19	Prep Of Cereal, Flour, Starch/Milk; Pastrycooks' Prod	0.03	0.30	834.70
		73	Articles Of Iron And Steel	0.36	0.27	-25.74
		30	Pharmaceutical Products	0.44	0.24	-44.71
		4 digits	Carboys, Bottles, Flasks... Ampoules, Etc; Stoppers, Lids..., Of Glass	0.02	7.23	31,161.68
		7010	Portland Cement, Aluminous Cement, Persulphate Cement, Etc	4.85	4.61	-5.00
		2523	Salt/Pure Sodium Chloride Whether Or Not Cont Ant-Caking Agents;Seawater	2.70	2.71	0.12
		2501	Wheat Or Meslin Flour	3.66	1.51	-58.78
		1101	Rolled Iron Or Non-Alloy Steel, >=600Mm Wide, Clad, Plated Or Coated	1.32	1.25	-5.30
		7210	Soap; Organic Surface-Active Products In Bars, Etc; Paper With Soap,Etc	0.95	1.16	22.65
		3401	Insulated Wire, Cable, Etc; Optical Fibre Cables	0.26	1.13	343.67
		8544	Mattress Supports; Articles Of Bedding, Sprung, Stuffed, Etc	0.89	0.97	9.53
		9404	Copper Wire	-	0.87	-
		7408	Tubes, Pipes And Hoses, And Fittings Therefor, Of Plastics	0.73	0.69	-5.88
		3917				

Table 7c (Ctd): Intra-EAC Domestic Exports of the major twenty products, 2011 compared to 2010 (US\$, million)

Partner State	Country of Destination	Hs Level	Description of Goods	2010	2011	% change
		2712	Petroleum Jelly; Paraffin Wax... And Other Mineral Waxes, Etc	0.16	0.65	310.35
		3923	Articles For Conveyance Or Packing Of Goods, Of Plastics	0.13	0.63	389.56
		3304	Beauty, Make-Up, Skin-Care (Incl. Suntan), Manicure... Preparations	0.42	0.62	47.33
		2710	Petroleum Oils And Oils Obtained From Bituminous Minerals, Other Than Crude	0.17	0.57	237.17
		1511	Palm Oil And Its Fractions Whether Or Not Refined Not Chemically Modified	0.57	0.48	-14.83
		8429	Self-Propelled Bulldozers, Angledozers, Graders, Levellers, Etc	-	0.46	-
		4901	Printed Books, Brochures, Leaflets And Similar Printed Matter	0.00	0.36	29,891.76
		2711	Petroleum Gases And Other Gaseous Hydrocarbons	0.13	0.35	170.12
		8431	Parts Suitable For Use With The Machinery Of 84.25 To 84.30	0.27	0.35	29.39
		6305	Sacks And Bags, Used For Packing Goods	0.19	0.32	65.93
	Rwanda	2 digits				
		10	Cereals	8.19	12.86	57.08
		39	Plastics And Articles Thereof	4.74	12.55	164.59
		25	Salt; Sulphur; Earth & Ston; Plastering Mat; Lime & Cem	9.79	7.19	-26.57
		27	Mineral Fuels, Oils & Product Of Their Distillation; Etc	3.75	5.03	34.26
		17	Sugars And Sugar Confectionery	2.40	4.74	97.36
		72	Iron And Steel	5.52	4.58	-16.96
		70	Glass And Glassware	1.19	3.80	218.57
		63	Other Made Up Textile Articles; Sets; Worn Clothing Etc	0.19	3.21	1,628.60
		11	Prod Mill Indust; Malt; Starches; Insulin; Wheat Gluten	2.02	2.27	12.30
		12	Oil Seed, Oleagi Fruits; Miscell Grain, Seed, Fruit Etc	1.59	1.84	15.53
		03	Fish & Crustacean, Mollusc & Other Aquatic Invertebrate	5.27	0.97	-81.65
		33	Essential Oils & Resinoids; Perf, Cosmetic/Toilet Prep	0.48	0.81	70.20
		48	Paper & Paperboard; Art Of Paper Pulp, Paper/Paperboard	0.26	0.71	174.59
		31	Fertilisers	5.51	0.68	-87.56
		20	Prep Of Vegetable, Fruit, Nuts Or Other Parts Of Plants	0.05	0.68	1,321.81
		07	Edible Vegetables And Certain Roots And Tubers	0.01	0.56	10,277.34
		84	Nuclear Reactors, Boilers, Mchy & Mech Appliance; Parts	0.78	0.51	-34.57
		30	Pharmaceutical Products	0.17	0.46	180.18
		94	Furniture; Bedding, Mattress, Matt Support, Cushion Etc	0.57	0.45	-20.74
		34	Soap, Organic Surface-Active Agents, Washing Prep, Etc	0.16	0.43	172.76
		4 digits				
		1006	Rice	7.40	10.60	43.22
		3917	Tubes, Pipes And Hoses, And Fittings Therefor, Of Plastics	3.58	10.55	194.26
		2523	Portland Cement, Aluminous Cement, Persulphate Cement, Etc	9.77	6.96	-28.73
		1701	Cane Or Beet Sugar And Chemically Pure Sucrose, In Solid Form	2.39	4.69	96.30
		7214	Iron/Steel Bars And Rods, Forged, Etc (Incl. Twisted), Uncoiled	4.15	4.23	1.88

Table 7c (Ctd): Intra-EAC Domestic Exports of the major twenty products, 2011 compared to 2010 (US\$, million)

Partner State	Country of Destination	Hs Level	Description of Goods	2010	2011	% change
		7010	Carboys, Bottles, Flasks... Ampoules, Etc; Stoppers, Lids..., Of Glass	1.04	3.64	249.26
		2712	Petroleum Jelly; Paraffin Wax... And Other Mineral Waxes, Etc	2.89	3.03	4.75
		6304	Other Furnishing Articles, Nes (Excl. Of 94.04)	-	2.43	-
		1101	Wheat Or Meslin Flour	1.67	1.88	12.92
		1005	Maize(Corn)	0.76	1.81	138.76
		2713	Petroleum Coke, Bitumen And Other Residues Of Petroleum Oils	0.22	0.99	343.66
		0305	Fish, Salted, Dried...; Smoked Fish; Fish Meal Fit For Human Consumption	5.27	0.96	-81.82
		1211	Plants And Parts Of Plants, Of A Kind Used In Perfumery, Pharmacy...Etc	0.06	0.96	1,629.64
		3924	Tableware, Kitchenware... And Toilet Articles, Of Plastics	0.29	0.91	212.39
		1202	Ground-Nuts, Not Roasted Or Otherwise Cooked	0.98	0.86	-11.58
		3923	Articles For Conveyance Or Packing Of Goods, Of Plastics	0.52	0.86	64.66
		2711	Petroleum Gases And Other Gaseous Hydrocarbons	0.63	0.81	28.14
		6305	Sacks And Bags, Used For Packing Goods	0.17	0.78	357.52
		2002	Tomatoes Prepared Or Preserved Otherwise Than By Vinegar Or Acetic Acid	-	0.65	-
		3102	Mineral Or Chemical Fertilizers, Nitrogenous	5.50	0.65	-88.25
Burundi	Kenya	2 digits				
		09	Coffee, Tea, Mate And Spices	8.29	11.04	33.14
		41	Raw Hides And Skins (Other Than Furskins) And Leather	1.73	3.50	102.86
		71	Natural/Cultured Pearls, Prec Stones & Metals, Coin Etc	0.00	0.21	-
		11	Prod Mill Indust; Malt; Starches; Inulin; Wheat Gluten	0	0.00	-
		4digits				
		0902	Tea	8.21	10.56	28.62
		4103	Other Raw Hides And Skins, Fresh Or Preserved, Not Tanned, Nes	0.68	1.91	182.43
		4101	Raw Hides And Skins Of Bovine Or Equine Animals, Not Tanned	0.90	1.17	29.57
		0901	Coffee; Coffee Husks And Skins; Coffee Substitutes Containing Coffee	0.03	0.48	1561.94
		4102	Raw Skins Of Sheep Or Lambs, But Not Tanned	0.00	0.403	-
		7108	Gold, Unwrought Or In Semi-Manufactured Forms, Or In Powder Form	0.00	0.214	-
		4105	Sheep Or Lamb Skin Leather, Without Wool On	0.00	0.011	-
		1109	Wheat Gluten	0.00	0.001	-
	Rwanda	2 digits				
		34	Soap, Organic Surface-Active Agents, Washing Prep, Etc	0.82	2.72	233.12
		09	Coffee, Tea, Mate And Spices	0.34	0.62	83.07
		72	Iron And Steel	0.03	0.37	1076.50
		10	Cereals	0.02	0.21	906.11
		73	Articles Of Iron Or Steel	0.03	0.15	332.61
		70	Glass And Glassware	0.00	0.13	-
		22	Beverages, Spirits And Vinegar Tobacco And Manufactured Tobacco	0.02	0.13	540.83
		24	Substitutes	0.06	0.06	0.94
		26	Ores, Slag And Ash	0.46	0.06	-87.14
		06	Live Tree & Other Plant; Bulb, Root; Cut Flowers Etc	0.02	0.06	141.75

Table 7c (Ctd): Intra-EAC Domestic Exports of the major twenty products, 2011 compared to 2010 (US\$, million)

Partner State	Country of Destination	Hs Level	Description of Goods	2010	2011	% change
		52	Cotton	0.10	0.05	-51.21
		41	Raw Hides And Skins (Other Than Furskins) And Leather	0.00	0.04	-
		84	Nuclear Reactors, Boilers, Mch & Mech Appliance; Parts	0.00	0.03	-
		07	Edible Vegetables And Certain Roots And Tubers	0.00	0.02	-
		94	Furniture; Bedding, Mattress, Matt Support, Cushion Etc	0.02	0.01	-36.08
		23	Residues & Waste From The Food Indust; Prepr Ani Fodder	0.01	0.01	51.08
		11	Prod Mill Indust; Malt; Starches; Inulin; Wheat Gluten	0.00	0.01	-
		15	Animal/Veg Fats & Oils & Their Cleavage Products; Etc	0.01	0.01	-7.61
		44	Wood And Articles Of Wood; Wood Charcoal	0.001	0.005	396.76
		08	Edible Fruit And Nuts; Peel Of Citrus Fruit Or Melons	0.005	0.004	-22.14
		4digits				
		3401	Soap; Organic Surface-Active Products In Bars, Etc; Paper With Soap,Etc	0.81	2.72	233.56
		0901	Coffee; Coffee Husks And Skins; Coffee Substitutes Containing Coffee	0.34	0.62	83.07
		1005	Maize(Corn)	0.00	0.20	-
		7214	Iron/Steel Bars And Rods, Forged, Etc (Incl. Twisted), Uncoiled	0.00	0.19	-
		7215	Other Bars And Rods Of Iron Or Non-Alloy Steel	0.00	0.17	-
		7010	Carboys, Bottles, Flasks... Ampoules, Etc; Stoppers, Lids..., Of Glass	0.00	0.13	-
		2203	Beer Made From Malt	0.00	0.12	-
		7308	Iron/Steel Structures And Parts Thereof; Plates, Rods... Therefor	0.03	0.08	219.63
		2402	Cigars, Cigarillos, Cigarettes, Etc, Of Tobacco Or Tobacco Substitutes	0.06	0.06	0.94
		2617	Other Ores And Concentrates	0.11	0.06	-44.48
		7307	Tube Or Pipe Fittings Of Iron Or Steel	0.00	0.06	-
		0602	Other Live Plants, Cuttings And Slips, Mushroom Spawn	0.02	0.06	141.75
		5203	Cotton, Carded Or Combed	0.10	0.05	-51.21
		4101	Raw Hides And Skins Of Bovine Or Equine Animals, Not Tanned	0.00	0.04	-
		8481	Taps, Cocks, Valves And Similar Appliances For Pipes, Boiler Shells...	0.00	0.03	-
		0713	Dried Leguminous Vegetables, Shelled	0.00	0.02	-
		2201	Waters, (Incl. Mineral Waters And Aerated Waters); Ice And Snow	0.00	0.01	-
		2306	Oil-Cake And Other Solid Residues, Of Vegetable Fats	0.01	0.01	51.08
		1007	Grain Sorghum	0.02	0.01	-49.96
		1109	Wheat Gluten		0.01	-
	Tanzania	2digits				
		41	Raw Hides And Skins (Other Than Furskins) And Leather	0.00	0.11	-
		34	Soap, Organic Surface-Active Agents, Washing Prep. Etc	0.12	0.04	-68.87
		24	Tobacco And Manufactured Tobacco Substitutes	0.00	0.04	-
		26	Ores, Slag And Ash	0.12	0.03	-76.79
		72	Iron And Steel	0.00	0.02	252829.06
		44	Wood And Articles Of Wood; Wood Charcoal	0.03	0.01	-63.63
		09	Coffee, Tea, Mate And Spices	0.04	0.0024	-94.18

Table 7c (Ctd): Intra-EAC Domestic Exports of the major twenty products, 2011 compared to 2010 (US\$, million)

Partner State	Country of Destination	Hs Level	Description of Goods	2010	2011	% change
		08	Edible Fruit And Nuts; Peel Of Citrus Fruit Or Melons	0.00	0.0024	-
		12	Oil Seed, Oleagi Fruits; Miscell Grain, Seed, Fruit Etc	0.00	0.0001	-
		4digits				
		4104	Leather Of Bovine Or Equine Animals, Without Hair On	0.00	0.09	-
		3401	Soap; Organic Surface-Active Products In Bars, Etc; Paper With Soap,Etc	0.12	0.04	-68.87
		2402	Cigars, Cigarillos, Cigarettes, Etc, Of Tobacco Or Tobacco Substitutes	0.00	0.04	-
		2611	Tungsten Ores And Concentrates	0.12	0.03	-77.46
		4103	Other Raw Hides And Skins, Fresh Or Preserved, Not Tanned, Nes	0.00	0.02	-
		7215	Other Bars And Rods Of Iron Or Non-Alloy Steel	0.00	0.02	-
		4418	Builders' Joinery And Carpentry Of Wood Densified Wood, In Blocks, Plates, Strips Or Profile Shapes	0.00	0.004	-21.25
		4413	Wood Sawn Or Chipped Lengthwise, Sliced Or Peeled, >6Mm Thick	0.00	0.004	-
		4407	Wood Sawn Or Chipped Lengthwise, Sliced Or Peeled, >6Mm Thick	0.03	0.003	-89.22
		0804	Dates, Figs, Pineapples...Etc, Fresh Or Dried	0.00	0.002	-
		0901	Coffee; Coffee Husks And Skins; Coffee Substitutes Containing Coffee	0.00	0.001	-12.90
		4409	Wood, Continuously Shaped Along Any Of Its Edges Or Faces	0.00	0.001	-
		0902	Tea	0.04	0.001	-97.62
		2617	Other Ores And Concentrates	0.00	0.001	50.99
		0803	Bananas, Including Plantains, Fresh Or Dried	0.00	0.001	-
		1206	Sunflower Seeds	0.00	0.0001	-
	Uganda	2digits				
		09	Coffee, Tea, Mate And Spices	0.33	2.46	652.65
		24	Tobacco And Manufactured Tobacco Substitutes	1.31	1.22	-7.13
		41	Raw Hides And Skins (Other Than Furskins) And Leather	0.06	0.03	-57.30
		70	Glass And Glassware	0.00	0.01	-
		22	Beverages, Spirits And Vinegar	0.02	0.01	-37.53
		10	Cereals		0.01	-
		87	Vehicles O/T Railw/Tramw Roll-Stock, Pts & Accessories	0.06	0.01	-89.35
		84	Nuclear Reactors, Boilers, Mchy & Mech Appliance; Parts	0.00	0.002	-
		05	Products Of Animal Origin, Nes Or Included.	0.00	0.001	32.41
		4digits				
		0901	Coffee; Coffee Husks And Skins; Coffee Substitutes Containing Coffee	0.33	2.46	652.65
		2402	Cigars, Cigarillos, Cigarettes, Etc, Of Tobacco Or Tobacco Substitutes	1.31	1.22	-7.13
		4101	Raw Hides And Skins Of Bovine Or Equine Animals, Not Tanned	0.06	0.03	-57.30
		7010	Carboys, Bottles, Flasks... Ampoules, Etc; Stoppers, Lids..., Of Glass	0.00	0.01	-
		2203	Beer Made From Malt	0.02	0.01	-37.53
		1005	Maize(Corn)		0.01	-
		8703	Motor Cars And Other Motor Vehicles For The Transport Of Persons	0.00	0.01	-
		8438	Machinery, Nes, For The Industrial Preparation Of Food Or Drink	0.00	0.002	-
		0511	Animal Products, Nes; Dead Of Chapters 1 And 3, Unfit For Human Consum.	0.00	0.001	-

Table 7c (Ctd): Intra-EAC Domestic Exports of the major twenty products, 2011 compared to 2010 (US\$, million)

Partner State	Country of Destination	Hs Level	Description of Goods	2010	2011	% change		
Rwanda	Kenya	2 digits						
		09	Coffee, tea, mate and spices	34.07	54.40	59.66		
		41	Raw hides and skins (other than furskins) and leather	1.80	3.16	75.90		
		63	Other made up textile articles; sets; worn clothing and worn textile articles; rags	0.23	0.31	34.85		
		72	Iron and steel	0.02	0.31	1586.01		
		07	Edible vegetables and certain roots and tubers	0.00	0.28	-		
		84	Nuclear reactors, boilers, machinery and mechanical appliances; parts thereof	0.13	0.15	13.77		
		23	Residues and waste from the food industries; prepared animal fodder	2.23	0.07	-96.64		
		73	Articles of iron or steel	0.01	0.06	563.22		
		25	Salt; sulphur; earths and stone; plastering materials, lime and cement	0.00	0.06	-		
		87	Vehicles other than railway or tramway rolling stock, and parts and accessories thereof	0.03	0.04	33.85		
		85	Electrical machinery and equipment and parts thereof; sound recorders and reproducers, television image and sound recorders and reproducers, and parts and accessories of such articles	0.06	0.04	-39.10		
		30	Pharmaceutical products	0.00	0.02	-		
		10	Cereals	0.00	0.01	-		
		44	Wood and articles of wood; wood charcoal	0.00	0.01	515.04		
		94	Furniture; bedding, mattresses, mattress supports, cushions and similar stuffed furnishings; lamps and lighting fittings, not elsewhere specified or included; illuminated signs, illuminated name-plates and the like	0.03	0.01	-66.81		
		61	Articles of apparel and clothing accessories, knitted or crocheted	0.02	0.01	-61.49		
		24	Tobacco and manufactured tobacco substitutes	0.00	0.005	-		
		40	Rubber and articles thereof	0.00	0.004	-		
		49	Printed books, newspapers, pictures and other products of the printing industry; manuscripts, typescripts and plans	0.00	0.003	54969.08		
		96	Miscellaneous manufactured articles	0.02	0.003	-79.14		
				4 digits				
				0902	Tea, whether or not flavoured.	33.85	52.72	55.73
				4101	Raw hides and skins of bovine (including buffalo) or equine animals (fresh, or salted, or dried)	1.42	2.94	106.96
				0901	Coffee, whether or not roasted or decaffeinated; coffee husks and skins; coffee substitutes	0.22	1.68	665.58
				6309	Worn clothing and other worn articles.	0.18	0.31	74.90
				7214	Other bars and rods of iron or non-alloy steel, not further worked than forged, hot-rolled	-	0.30	-
				0708	Leguminous vegetables, shelled or unshelled, fresh or chilled.	-	0.27	-
				4106	Tanned or crust hides and skins of other animals, without wool or hair on, whether or not	0.00	0.14	3454.51
				8466	Parts and accessories suitable for use solely or principally with the machines of heading 84.66	-	0.09	-
		2302	Bran, sharps and other residues, whether or not in the form of pellets, derived from the	2.23	0.07	-96.64		
		7308	Structures (excluding prefabricated buildings of heading 94.06) and parts of structures	0.00	0.06	1417.38		

Table 7c (Ctd): Intra-EAC Domestic Exports of the major twenty products, 2011 compared to 2010 (US\$, million)

Partner State	Country of Destination	Hs Level	Description of Goods	2010	2011	% change
		4103	Other raw hides and skins (fresh, or salted, dried, limed, pickled or otherwise preserve	0.05	0.04	-8.07
		4105	Tanned or crust skins of sheep or lambs, without wool on, whether or not split, but not Mineral substances not elsewhere specified or included.	-	0.04	-
		2530	Hydraulic turbines, water wheels, and regulators therefor.	-	0.04	-
		8410	Electric accumulators, including separators therefor, whether or not rectangular (includ	-	0.03	-
		8507	Parts suitable for use solely or principally with the machinery of headings 84.25 to 84.	-	0.03	-
		8431	Motor cars and other motor vehicles principally designed for the transport of persons (o	0.03	0.03	-18.00
		2506	Quartz (other than natural sands); quartzite, whether or not roughly trimmed or merely c	-	0.02	-
		3004	Medicaments (excluding goods of heading 30.02, 30.05 or 30.06) consisting of mixed or un	-	0.02	-
		1001	Wheat and meslin.	-	0.01	-
	Tanzania	2 digits				
		73	Articles of iron or steel	0.01	0.29	5275.07
		07	Edible vegetables and certain roots and tubers	0.61	0.21	-66.14
		31	Fertilisers	0.00	0.19	-
			Electrical machinery and equipment and parts thereof;sound recorders and reproducers,television image and sound recorders and reproducers, andparts and accessories of such articles	0.16	0.11	-31.69
		63	Other made up textile articles; sets;worn clothing and worn textile articles; rags	0.05	0.08	62.55
		84	Nuclear reactors, boilers, machineryand mechanical appliances; parts thereof	0.48	0.05	-88.79
		96	Miscellaneous manufactured articles	0.00	0.05	12769.39
		72	Iron and steel	0.10	0.03	-63.91
		20	Preparations of vegetables, fruit, nuts or other parts of plants	0.04	0.02	-29.48
		41	Raw hides and skins (other than furskins) and leather	0.00	0.02	-
		22	Beverages, spirits and vinegar	0.04	0.02	-42.10
		87	Vehicles other than railway or tramway rolling?stock,and parts and accessories thereof	0.02	0.01	-9.38
		33	Essential oils and resinoids; perfumery,cosmetic or toilet preparations Tanning or dyeing extracts; tannins and their derivatives; dyes,pigments and other colouring matter;paints and varnishes; putty and other mastics; inks	0.01	0.01	-1.19
		32	Soap, organic surface-active agents, washing preparations,lubricating preparations, artificial waxes, prepared waxes,polishing or scouring preparations, candles and similar articles,modeling pastes,	0.03	0.01	-76.60
		34	Furniture; bedding, mattresses, mattress supports,cushions and similar stuffed furnishings; lamps andlighting fittings, not elsewhere specified or included;illuminated signs, illuminated name-plates and the lik	0.00	0.004	88.04
		94	Pulp of wood or of other fibrous cellulosic material;recovered (waste and scrap) paper or paperboard	0.02	0.004	-83.09
		47	Tools, implements, cutlery, spoons and forks, of base metal;parts thereof of base metal	0.00	0.004	251.99
		82		0.01	0.003	-66.86

Table 7c (Ctd): Intra-EAC Domestic Exports of the major twenty products, 2011 compared to 2010 (US\$, million)

Partner State	Country of Destination	Hs Level	Description of Goods	2010	2011	% change
		09	Coffee, tea, mate and spices	2.74	0.003	-99.89
		64	Footwear, gaiters and the like; parts of such articles	0.62	0.003	-99.56
		4 digits				
		7308	Structures (excluding prefabricated buildings of heading 94.06) and parts of structures	0.00	0.29	7142.10
		0701	Potatoes, fresh or chilled.	0.09	0.20	116.53
		3105	Mineral or chemical fertilisers containing two or three of the fertilising elements nitr	0.00	0.19	-
		8502	Electric generating sets and rotary converters.	0.11	0.09	-21.18
		6309	Worn clothing and other worn articles.	0.05	0.06	30.17
		8473	Parts and accessories (other than covers, carrying cases and the like) suitable for use	0.00	0.05	1314.18
		9605	Travel sets for personal toilet, sewing or shoe or clothes cleaning.	0.00	0.05	12684.58
		7204	Ferrous waste and scrap; remelting scrap ingots of iron or steel.	0.10	0.03	-66.00
		2009	Fruit juices (including grape must) and vegetable juices, unfermented and not containing	0.04	0.02	-29.48
		4101	Raw hides and skins of bovine (including buffalo) or equine animals (fresh, or salted, d	0.00	0.02	-
		8504	Electrical transformers, static converters (for example, rectifiers) and inductors.	0.06	0.02	-66.41
		2203	Beer made from malt.	0.00	0.02	-
		6302	Bed linen, table linen, toilet linen and kitchen linen.	0.00	0.02	-
		8701	Tractors (other than tractors of heading 87.09).	0.00	0.01	482.56
		3208	Paints and varnishes (including enamels and lacquers) based on synthetic polymers or che	0.02	0.01	-76.40
		3307	Pre-shave, shaving or after-shave preparations, personal deodorants, bath preparations,	0.00	0.01	-
		0710	Vegetables (uncooked or cooked by steaming or boiling in water), frozen.	0.03	0.005	-83.58
		0714	Manioc, arrowroot, salep, Jerusalem artichokes, sweet potatoes and similar roots and tub	0.00	0.004	2388.08
		9403	Other furniture and parts thereof.	0.01	0.004	-63.03
		4707	Recovered (waste and scrap) paper or paperboard.	0.00	0.004	251.99
	Uganda	2 digits				
		09	Coffee, tea, mate and spices	2.78	1.13	-59.45
		07	Edible vegetables and certain roots and tubers	0.46	0.93	102.91
		72	Iron and steel	0.69	0.53	-22.87
		84	Nuclear reactors, boilers, machinery and mechanical appliances; parts thereof	0.40	0.42	5.47
		33	Essential oils and resinoids; perfumery, cosmetic or toilet preparations	0.30	0.38	27.13
		55	Man-made staple fibres	0.14	0.35	152.75
		73	Articles of iron or steel	0.03	0.34	940.66
		41	Raw hides and skins (other than furskins) and leather	0.00	0.21	-
		10	Cereals	0.05	0.15	190.29
		85	Electrical machinery and equipment and parts thereof; sound recorders and reproducers, television image and sound recorders and reproducers, and parts and accessories of such articles	0.05	0.13	174.50
		22	Beverages, spirits and vinegar	0.04	0.13	257.75
		44	Wood and articles of wood; wood charcoal	0.05	0.10	109.74

Table 7c (Ctd): Intra-EAC Domestic Exports of the major twenty products, 2011 compared to 2010 (US\$, million)

Partner State	Country of Destination	Hs Level	Description of Goods	2010	2011	% change
		82	Tools, implements, cutlery, spoons and forks, of base metal; parts thereof of base metal	0.01	0.07	639.30
		87	Vehicles other than railway or tramway rolling stock, and parts and accessories thereof	0.01	0.06	313.14
		42	Articles of leather; saddlery and harness; travel goods, handbags and similar containers; articles of animal gut (other than silk-worm gut)	0.00	0.05	-
		27	Mineral fuels, mineral oils and products of their distillation; bituminous substances; mineral waxes	0.00	0.05	-
		30	Pharmaceutical products	0.02	0.04	172.98
		39	Plastics and articles thereof	0.10	0.04	-61.87
		32	Tanning or dyeing extracts; tannins and their derivatives; dyes, pigments and other colouring matter; paints and varnishes; putty and other mastics; inks	0.03	0.04	54.33
		23	Residues and waste from the food industries; prepared animal fodder	0.04	0.03	-19.41
		4 digits				
		0901	Coffee, whether or not roasted or decaffeinated; coffee husks and skins; coffee substitu	2.23	1.11	-50.14
		0708	Leguminous vegetables, shelled or unshelled, fresh or chilled.	0.00	0.72	
		7204	Ferrous waste and scrap; remelting scrap ingots of iron or steel.	0.68	0.41	-39.66
		5512	Woven fabrics of synthetic staple fibres, containing 85 % or more by weight of synthetic	0.14	0.35	152.75
		7308	Structures (excluding prefabricated buildings of heading 94.06) and parts of structures	0.00	0.31	7654.44
		3304	Beauty or make-up preparations and preparations for the care of the skin (other than med	0.25	0.30	17.39
		4101	Raw hides and skins of bovine (including buffalo) or equine animals (fresh, or salted, d	0.00	0.20	
		0701	Potatoes, fresh or chilled.	0.00	0.18	
		8429	Self-propelled bulldozers, angledozers, graders, levellers, scrapers, mechanical shovels	0.09	0.18	95.50
		1005	Maize (corn).	0.18	0.15	-14.86
		2203	Beer made from malt.	0.00	0.12	
		8471	Automatic data processing machines and units thereof; magnetic or optical readers, machi	0.05	0.11	113.43
		8517	Electrical apparatus for line telephony or line telegraphy, including line telephone set	0.00	0.08	5520.45
		3305	Preparations for use on the hair.	0.04	0.08	93.37
		8438	Machinery, not specified or included elsewhere in this Chapter, for the industrial prepa	0.01	0.07	661.96
		4413	Densified wood, in blocks, plates, strips or profile shapes.	0.03	0.07	114.39
		8201	Hand tools, the following : spades, shovels, mattocks, picks, hoes, forks and rakes; axe	0.02	0.07	352.36
		7214	Other bars and rods of iron or non-alloy steel, not further worked than forged, hot-roll	0.00	0.07	-
		4202	Trunks, suit-cases, vanity-cases, executive-cases, brief-cases, school satchels, spectac	0.00	0.05	-
		7228	Other bars and rods of other alloy steel; angles, shapes and sections, of other alloy st	0.00	0.05	-

Table 7c (Ctd): Intra-EAC Domestic Exports of the major twenty products, 2011 compared to 2010 (US\$, million)

Partner State	Country of Destination	Hs Level	Description of Goods	2010	2011	% change
	Burundi	2 digits				
		07	Edible vegetables and certain roots and tubers	0.74	1.28	73.68
		64	Footwear, gaiters and the like; parts of such articles	0.63	0.88	39.03
		22	Beverages, spirits and vinegar	0.04	0.83	2225.03
		72	Iron and steel	0.11	0.34	203.23
		33	Essential oils and resinoids; perfumery, cosmetic or toilet preparations	0.29	0.26	-9.42
		25	Salt; sulphur; earths and stone; plastering materials, lime and cement	0.68	0.24	-64.16
		39	Plastics and articles thereof	0.23	0.23	-0.05
		85	Electrical machinery and equipment and parts thereof; sound recorders and reproducers, television image and sound recorders and reproducers, and parts and accessories of such articles	0.20	0.18	-11.86
		63	Other made up textile articles; sets; worn clothing and worn textile articles; rags	0.03	0.18	578.87
		11	Products of the milling industry; malt; starches; inulin; wheat gluten	0.04	0.17	356.06
		01	Live animals	0.00	0.16	9474.56
		70	Ceramic products	0.00	0.10	5880.53
		94	Furniture; bedding, mattresses, mattress supports, cushions and similar stuffed furnishings; lamps and lighting fittings, not elsewhere specified or included; illuminated signs, illuminated name-plates and the like	0.01	0.07	584.69
		20	Preparations of vegetables, fruit, nuts or other parts of plants	0.05	0.07	24.55
		04	Dairy produce; birds' eggs; natural honey; edible products of animal origin, not elsewhere specified or included	0.00	0.06	-
		49	Printed books, newspapers, pictures and other products of the printing industry; manuscripts, typescripts and plans	0.00	0.06	-
		84	Nuclear reactors, boilers, machinery and mechanical appliances; parts thereof	0.41	0.06	-86.18
		10	Cereals	0.19	0.06	-69.52
		32	Tanning or dyeing extracts; tannins and their derivatives; dyes, pigments and other colouring matter; paints and varnishes; putty and other mastics; inks	0.03	0.03	34.53
		69	Ceramic products	0.00	0.03	685.30
		4 digits				
		2203	Beer made from malt.	0	1	-
		6402	Other footwear with outer soles and uppers of rubber or plastics.	0	0.76	-
		0713	Dried leguminous vegetables, shelled, whether or not skinned or split.	0.29	0.73	152.27
		7214	Other bars and rods of iron or non-alloy steel, not further worked than forged, hot-roll	0.00	0.32	-
		0701	Potatoes, fresh or chilled.	0.16	0.30	93.52
		2523	Portland cement, aluminous cement, slag cement, supersulphate cement and similar hydraulic	0.68	0.22	-67.12
		3925	Builders' ware of plastics, not elsewhere specified or included.	0.19	0.18	-6.51
		8501	Electric motors and generators (excluding generating sets).	0.00	0.18	-
		6306	Tarpaulins, awnings and sunblinds; tents; sails for boats, sailboards or landcraft; camp	0.00	0.16	-
		3305	Preparations for use on the hair.	0.18	0.14	-18.25
		1107	Malt, whether or not roasted.	0.00	0.13	-

Table 7c (Ctd): Intra-EAC Domestic Exports of the major twenty products, 2011 compared to 2010 (US\$, million)

Partner State	Country of Destination	Hs Level	Description of Goods	2010	2011	% change
		0102	Live bovine animals.	0.00	0.12	7118.01
		6404	Footwear with outer soles of rubber, plastics, leather or composition leather and uppers	0.62	0.12	-81.46
		3304	Beauty or make-up preparations and preparations for the care of the skin (other than med	0.11	0.11	5.03
		0710	Vegetables (uncooked or cooked by steaming or boiling in water), frozen.	0.26	0.11	-58.63
		7010	Carboys, bottles, flasks, jars, pots, phials, ampoules and other containers, of glass, o	0.00	0.10	-
		0708	Leguminous vegetables, shelled or unshelled, fresh or chilled.	0.00	0.07	-
		0714	Manioc, arrowroot, salep, Jerusalem artichokes, sweet potatoes and similar roots and tub	0.00	0.07	39643.95
		2009	Fruit juices (including grape must) and vegetable juices, unfermented and not containing	0.05	0.07	24.55
		1005	Maize (corn).	0.19	0.06	-70.34

Table 7d : Major Domestic Exports of EAC Countries 2010 (US\$ million)

Partner State	HS level	Description of Goods	FOB Values	
Uganda	2 digits			
	09	Coffee, tea, maté and spices.	358.82	
	03	Fish and crustaceans, molluscs and other aquatic invertebrates.	128.97	
	25	Salt; sulphur; earths and stone; plastering materials, lime and cement.	71.74	
	24	Tobacco and manufactured tobacco substitutes.	68.05	
	06	Live trees and other plants; bulbs, roots and the like; cut flowers and ornamental foliage.	46.56	
	15	Animal or vegetable fats and oils and their cleavage products; prepared edible fats; animal or vegetable waxes.	45.32	
	72	Iron and steel.	42.61	
	18	Cocoa and cocoa preparations.	35.09	
	73	Articles of iron or steel.	29.35	
	10	Cereals.	28.17	
	34	Soap, organic surface-active agents, washing preparations, lubricating preparations, artificial waxes, prepared waxes, polishing or scouring preparations, candles and similar articles, modelling pastes, "dental waxes" and dental preparations with a basis	20.88	
	52	Cotton.	19.96	
	17	Sugars and sugar confectionery.	18.85	
	41	Raw hides and skins (other than furskins) and leather.	17.04	
	04	Dairy produce; birds' eggs; natural honey; edible products of animal origin, not elsewhere specified or included.	16.14	
	27	Mineral fuels, mineral oils and products of their distillation; bituminous substances; mineral waxes.	13.92	
	12	Oil seeds and oleaginous fruits; miscellaneous grains, seeds and fruit; industrial or medicinal plants; straw and fodder.	13.51	
	81	Other base metals; cermets; articles thereof.	13.03	
	22	Beverages, spirits and vinegar.	11.33	
	07	Edible vegetables and certain roots and tubers.	10.40	
		0901	Coffee; coffee husks and skins; coffee substitutes containing coffee	283.15
		0304	Fish fillets and other fish meat, fresh, chilled or frozen	99.55
		2523	Portland cement, aluminous cement, persulphate cement, etc	69.90
		0902	Tea	68.26
		2401	Unmanufactured tobacco; tobacco refuse	61.51
		0602	Other live plants, cuttings and slips, mushroom spawn	46.45
		1801	Cocoa beans	35.09
		1516	Animal or vegetable fats and oils and fractions, hydrogenated, etc	31.85
	1005	Maize(corn)	23.88	
	7306	Other tubes, pipes and hollow profiles of iron or steel, welded, nes	23.06	
	7210	Rolled iron or non-alloy steel, >=600mm wide, clad, plated or coated	19.10	
	5203	Cotton, carded or combed	18.91	
	3401	Soap; organic surface-active products in bars, etc; paper with soap,etc	18.03	

Table 7d (Ctd) : Major Domestic Exports of EAC Countries 2010 (US\$ million)

Partner State	HS level	Description of Goods	FOB Values
	1701	Cane or beet sugar and chemically pure sucrose, in solid form	17.83
	7214	Iron/steel bars and rods, forged, etc (incl. Twisted), uncoiled	17.05
	0305	Fish, salted, dried...; smoked fish; fish meal fit for human consumption	16.49
	8105	Cobalt mattes and other products of cobalt metallurgy; cobalt	13.03
	1207	Other oil seeds and oleaginous fruits	12.99
	2716	Electrical energy	12.51
	1511	Palm oil and its fractions whether or not refined not chemically modified	11.32
Rwanda	2 digits		
	09	Coffee, Tea, Mate And Spices	92.91
	26	Ores, Slag And Ash	72.88
	01	Live Animals	4.03
	41	Raw Hides And Skins (Other Than Furskins) And Leather	3.75
	22	Beverages, Spirits And Vinegar	3.46
	84	Nuclear Reactors, Boilers, Mch & Mech Appliance; Parts	2.37
	23	Residues & Waste From The Food Indust; Prepr Ani Fodder	2.27
	72	Iron And Steel	2.25
	63	Other Made Up Textile Articles; Sets; Worn Clothing Etc	1.83
	64	Footwear, Gaiters And The Like; Parts Of Such Articles	1.65
	07	Edible Vegetables And Certain Roots And Tubers	1.62
	13	Lac; Gums, Resins & Other Vegetable Saps & Extracts	1.34
	33	Essential Oils & Resinoids; Perf, Cosmetic/Toilet Prep	1.31
	25	Salt; Sulphur; Earth & Ston; Plastering Mat; Lime & Cem	1.21
	85	Electrical Mch Equip Parts Thereof; Sound Recorder Etc	1.19
	39	Plastics And Articles Thereof	0.88
	03	Fish & Crustacean, Mollusc & Other Aquatic Invertebrate	0.79
	90	Optical, Photo, Cine, Meas, Checking, Precision, Etc	0.64
	11	Prod Mill Indust; Malt; Starches; Inulin; Wheat Gluten	0.63
	97	Works Of Art, Collectors' Pieces And Antiques	0.44
	4 digits		
	0901	Peel Of Citrus Fruit Or Melons, Fresh, Frozen, Dried...Etc.	58.47
	2609	Tin Ores And Concentrates	42.22
	0902	Peel Of Citrus Fruit Or Melons, Fresh, Frozen, Dried...Etc.	34.42
	2615	Niobium, Tantalum, Vanadium Or Zirconium Ores And Concentrates	20.25
	2611	Tungsten Ores And Concentrates	7.13
	0102	Live Bovine Animals	3.87
	2610	Chromium Ores And Concentrates	2.36

Table 7d (Ctd) : Major Domestic Exports of EAC Countries 2010 (US\$ million)

Partner State	HS level	Description of Goods	FOB Values
	2302	Brans, Sharps And Other Residues, Derived From Working Of Cereals, Etc	2.27
	4101	Raw Hides And Skins Of Bovine Or Equine Animals, Not Tanned	2.18
	2203	Beer Made From Malt	1.85
	6309	Worn Clothing And Other Worn Articles	1.63
	2202	Waters (Incl. Mineral And Aerated), With Added Sugar...(Incl. Sweetened)	1.46
	7210	Rolled Iron Or Non-Alloy Steel, >=600Mm Wide, Clad, Plated Or Coated	1.36
	6404	Footwear With Rubber, Plastic, Leather Soles And Textile Uppers	1.24
	2523	Portland Cement, Aluminous Cement, Persulphate Cement, Etc	1.17
	4106	Goat Or Kid Skin Leather, Without Hair On	1.16
	0713	Dried Leguminous Vegetables, Shelled	1.12
	1302	Peel Of Citrus Fruit Or Melons, Fresh, Frozen, Dried...Etc.	1.10
	3304	Beauty, Make-Up, Skin-Care (Incl. Suntan), Manicure... Preparations	0.93
	7204	Ferrous Waste And Scrap; Remelting Scrap Ingots Of Iron Or Steel	0.80
Kenya	2 digits		
	01	Live animals.	1,351.57
	02	Meat and edible meat offal.	448.77
	03	Fish and crustaceans, molluscs and other aquatic i	266.65
	04	Dairy produce; birds' eggs; natural honey; edible	145.56
	05	Products of animal origin, not elsewhere specified	137.77
	06	Live trees and other plants; bulbs, roots and the	133.18
	07	Edible vegetables and certain roots and tubers.	130.15
	08	Edible fruit and nuts; peel of citrus fruit or mel	126.45
	09	Coffee, tea, maté and spices.	121.96
	10	Cereals.	119.67
	11	Products of the milling industry; malt; starches;	117.11
	12	Oil seeds and oleaginous fruits; miscellaneous gra	104.86
	13	Lac; gums, resins and other vegetable saps and ext	99.91
	14	Vegetable plaiting materials; vegetable products n	70.85
	15	Animal or vegetable fats and oils and their cleava	66.55
	16	Preparations of meat, of fish or of crustaceans, m	59.62
	17	Sugars and sugar confectionery.	59.39
	18	Cocoa and cocoa preparations.	58.11
	19	Preparations of cereals, flour, starch or milk; pa	56.97
	20	Preparations of vegetables, fruit, nuts or other p	56.15
	4 digits		
	0902	Tea	

Table 7d (Ctd) : Major Domestic Exports of EAC Countries 2010 (US\$ million)

Partner State	HS level	Description of Goods	FOB Values
			1,138.52
	0603	Cut flowers and flower buds for ornamental purpose	390.43
	0901	Coffee; coffee husks and skins; coffee substitutes	207.59
	0709	Other vegetables, fresh or chilled	150.28
	7108	Gold, unwrought or in semi-manufactured forms, or	112.35
	2836	Carbonates; peroxocarbonates; commercial ammonium	95.51
	2523	Portland cement, aluminous cement, persulphate cem	94.69
	2402	Cigars, cigarillos, cigarettes, etc, of tobacco or	91.10
	2710	Petroleum oils and oils obtained from bituminous m	89.98
	1511	Palm oil and its fractions wheather or not refined	83.55
	7210	Rolled iron or non-alloy steel, >=600mm wide, clad	77.06
	0708	Leguminous vegetables, shelled or unshelled, fresh	74.79
	3923	Articles for conveyance or packing of goods, of pl	67.06
	1404	Vegetable products not elsewhere specified or incl	66.49
	3401	Soap; organic surface-active products in bars, etc	60.99
	3004	Medicaments of mixed or unmixed products, for reta	57.47
	2008	Fruit, nuts and other parts of plants, otherwise p	57.12
	0602	Other live plants, cuttings and slips, mushroom sp	57.06
	1704	Sugar confectionery (incl. White chocolate), not c	52.95
	0304	Fish fillets and other fish meat, fresh, chilled o	47.21
Burundi	2 digits		
	09	Coffee, Tea, Mate And Spices	80.54
	41	Raw Hides And Skins (Other Than Furskins) And Leather	3.62
	26	Ores, Slag And Ash	3.42
	22	Beverages, Spirits And Vinegar	1.86
	52	Cotton	1.52
	24	Tobacco And Manufactured Tobacco Substitutes	1.37
	34	Soap, Organic Surface-Active Agents, Washing Prep, Etc	1.31
	48	Paper & Paperboard; Art Of Paper Pulp, Paper/Paperboard	0.28
	12	Oil Seed, Oleagi Fruits; Miscell Grain, Seed, Fruit Etc	0.18
	03	Fish & Crustacean, Mollusc & Other Aquatic Invertebrate	0.18
	17	Sugars And Sugar Confectionery	0.13
	08	Edible Fruit And Nuts; Peel Of Citrus Fruit Or Melons	0.10
	07	Edible Vegetables And Certain Roots And Tubers	0.06
	06	Live Tree & Other Plant; Bulb, Root; Cut Flowers Etc	0.05
	10	Cereals	0.02

Table 7d (Ctd) : Major Domestic Exports of EAC Countries 2010 (US\$ million)

Partner State	HS level	Description of Goods	FOB Values
	33	Essential Oils & Resinoids; Perf, Cosmetic/Toilet Prep	0.02
	94	Furniture; Bedding, Mattress, Matt Support, Cushion Etc	0.02
	30	Pharmaceutical Products	0.01
	4 digits		
	0901	Coffee; Coffee Husks And Skins; Coffee Substitutes Containing Coffee	70.43
	0902	Tea	10.05
	2611	Tungsten Ores And Concentrates	2.95
	4103	Other Raw Hides And Skins, Fresh Or Preserved, Not Tanned, Nes	1.93
	2203	Beer Made From Malt	1.81
	5203	Cotton, Carded Or Combed	1.52
	2402	Cigars, Cigarillos, Cigarettes, Etc, Of Tobacco Or Tobacco Substitutes	1.37
	4101	Raw Hides And Skins Of Bovine Or Equine Animals, Not Tanned	1.37
	3401	Soap; Organic Surface-Active Products In Bars, Etc; Paper With Soap,Etc	1.30
	2609	Tin Ores And Concentrates	0.30
	4813	Cigarette Paper	0.28
	0301	Live Fish	0.18
	1211	Plants And Parts Of Plants, Of A Kind Used In Perfumery, Pharmacy...Etc	0.18
	2617	Other Ores And Concentrates	0.17
	1701	Niobium, Tantalum, Vanadium Or Zirconium Ores And Concentrates	0.13
	0602	Other Live Plants, Cuttings And Slips, Mushroom Spawn	0.05
	0603	Cut Flowers And Flower Buds For Ornamental Purposes, Fresh, Dried...Etc	0.04
	0810	Other Fruit, Fresh, Nes	0.04
	3005	Wadding, Gauze, Etc With Pharmaceutical Substances Or For Retail Sale	0.01
Tanzania	2 digits		
	71	Natural/Cultured Pearls, Prec Stones & Metals, Coin Etc	1123.52
	26	Ores, Slag And Ash	823.92
	09	Coffee, Tea, Mate And Spices	175.20
	03	Fish & Crustacean, Mollusc & Other Aquatic Invertebrate	150.56
	24	Tobacco And Manufactured Tobacco Substitutes	141.20
	08	Edible Fruit And Nuts; Peel Of Citrus Fruit Or Melons	127.58
	52	Cotton	100.43
	07	Edible Vegetables And Certain Roots And Tubers	100.36
	63	Other Made Up Textile Articles; Sets; Worn Clothing Etc	83.80
	12	Oil Seed, Oleagi Fruits; Miscell Grain, Seed, Fruit Etc	77.71
	48	Paper & Paperboard; Art Of Paper Pulp, Paper/Paperboard	68.86
	15	Animal/Veg Fats & Oil & Their Cleavage Products; Etc	55.58
	44	Wood And Articles Of Wood; Wood Charcoal	50.11
	11	Prod Mill Indust; Malt; Starches; Insulin; Wheat Gluten	46.17
	39	Plastics And Articles Thereof	45.63
	85	Electrical Mchy Equip Parts Thereof; Sound Recorder Etc	45.45
	25	Salt; Sulphur; Earth & Ston; Plastering Mat; Lime & Cem	42.57
	84	Nuclear Reactors, Boilers, Mchy & Mech Appliance; Parts	40.76
	06	Live Tree & Other Plant; Bulb, Root; Cut Flowers Etc	30.59

Table 7d (Ctd) : Major Domestic Exports of EAC Countries 2010 (US\$ million)

Partner State	HS level	Description of Goods	FOB Values
	31	Fertilisers	29.50
	4 digits		
	7108	Gold, Unwrought Or In Semi-Manufactured Forms, Or In Powder Form	1082.39
	2616	Precious Metal Ores And Concentrates	461.46
	2602	Manganese Ores And Concentrates	356.76
	2401	Unmanufactured Tobacco; Tobacco Refuse	129.19
	0801	Coconuts, Brazil Nuts And Cashew Nuts, Fresh Or Dried	126.30
	0304	Fish Fillets And Other Fish Meat, Fresh, Chilled Or Frozen	124.70
	0901	Coffee; Coffee Husks And Skins; Coffee Substitutes Containing Coffee	117.30
	0713	Dried Leguminous Vegetables, Shelled	92.21
	6304	Other Furnishing Articles, Nes (Excl. Of 94.04)	76.55
	5201	Cotton,Not Carded Or Combed	72.43
	1207	Other Oil Seeds And Oleaginous Fruits	55.78
	0902	Tea	49.21
	1101	Wheat Or Meslin Flour	43.40
	4819	Cartons, Boxes, Etc; Box Files, Etc, Of Paper, Paperboard, Etc	35.03
	7103	Precious Stones (Excl. Diamonds) And Semi-Precious Stones, Not Set...	28.77
	8516	Electric Water And Space Heaters, Hair-Dressing Apparatus, Irons, Etc	27.30
	2523	Portland Cement, Aluminous Cement, Persulphate Cement, Etc	23.94
	4804	Uncoated Kraft Paper And Paperboard, In Rolls Or Sheets (Excl. 48.02+03)	21.90
	1801	Cocoa Beans	18.91
	4409	Wood, Continuously Shaped Along Any Of Its Edges Or Faces	18.39

Table 7e : Major Domestic Exports of EAC Countries 2011 (US\$ million)

Partner State	HS level	Description of Goods	FOB Values	
Uganda	2 digits			
	09	Coffee, Tea, Mate And Spices	548.00	
	85	Electrical Mchy Equip Parts Thereof; Sound Recorder Etc	144.94	
	03	Fish & Crustacean, Mollusc & Other Aquatic Invertebrate	135.55	
	27	Mineral Fuels, Oils & Product Of Their Distillation; Etc	124.06	
	15	Animal/Veg Fats & Oils & Their Cleavage Products; Etc	101.11	
	25	Salt; Sulphur; Earth & Ston; Plastering Mat; Lime & Cem	98.21	
	52	Cotton	86.90	
	17	Sugars And Sugar Confectionery	81.89	
	72	Iron And Steel	78.21	
	87	Vehicles O/T Railw/Tramw Roll-Stock, Pts & Accessories	63.59	
	24	Tobacco And Manufactured Tobacco Substitutes	55.22	
	06	Live Tree & Other Plant; Bulb, Root; Cut Flowers Etc	52.57	
	84	Nuclear Reactors, Boilers, Mchy & Mech Appliance; Parts	51.88	
	18	Cocoa And Cocoa Preparations	44.89	
	73	Articles Of Iron Or Steel	40.55	
	10	Cereals	39.26	
	22	Beverages, Spirits And Vinegar	34.49	
	41	Raw Hides And Skins (Other Than Furskins) And Leather	33.07	
	34	Soap, Organic Surface-Active Agents, Washing Prep, Etc	31.67	
	07	Edible Vegetables And Certain Roots And Tubers	23.07	
		0901	Coffee; Coffee Husks And Skins; Coffee Substitutes Containing Coffee	466.58
		2523	Portland Cement, Aluminous Cement, Persulphate Cement, Etc	91.56
		0304	Fish Fillets And Other Fish Meat, Fresh, Chilled Or Frozen	89.14
		5203	Cotton, Carded Or Combed	81.63
		0902	Tea	72.08
		0602	Other Live Plants, Cuttings And Slips, Mushroom Spawn	52.36
		1516	Animal Or Vegetable Fats And Oils And Fractions, Hydrogenated, Etc	48.47
		2401	Unmanufactured Tobacco; Tobacco Refuse	46.04
		1801	Cocoa Beans, Wholeor Broken, Raw Or Roasted	44.53
		1701	Cane Or Beet Sugar And Chemically Pure Sucrose, In Solid Form	28.95
		7214	Iron/Steel Bars And Rods, Forged, Etc (Incl. Twisted), Uncoiled	28.78
		1511	Palm Oil And Its Fractions	28.06
	0305	Fish, Salted, Dried...; Smoked Fish; Fish Meal Fit For Human Consumption	26.90	
	7210	Rolled Iron Or Non-Alloy Steel, >=600Mm Wide, Clad, Plated Or Coated	25.99	
	3401	Soap; Organic Surface-Active Products In Bars, Etc; Paper With Soap,Etc	25.31	
	7306	Other Tubes, Pipes And Hollow Profiles Of Iron Or Steel, Welded, Nes	22.71	
	4106	Goat Or Kid Skin Leather, Without Hair On	17.95	
	1207	Other Oil Seeds And Oleaginous Fruits	17.90	
	8105	Cobalt Mattes And Other Products Of Cobalt Metallurgy; Cobalt	17.65	
	1005	Maize(Corn)	16.91	
Rwanda	2 digits			
	26	Ores, slag and ash	159.16	
	09	Coffee, tea, mate and spices	129.38	

Table 7e (Ctd): Major Domestic Exports of EAC Countries 2011 (US\$ million)

Partner State	HS level	Description of Goods	FOB Values
	64	Footwear, gaiters and the like; parts of such articles	17.98
	11	Products of the milling industry; malt; starches; inulin; wheat gluten	8.42
	41	Raw hides and skins (other than furskins) and leather	7.47
	22	Beverages, spirits and vinegar	6.04
	01	Live animals	5.93
	13	Lac; gums, resins and other vegetable saps and extracts	4.51
	63	Other made up textile articles; sets; worn clothing and worn textile articles; rags	3.56
	68	Articles of stone, plaster, cement, asbestos, mica or similar materials	3.45
	07	Edible vegetables and certain roots and tubers	3.02
	87	Vehicles other than railway or tramway rolling stock, and parts and accessories thereof	3.01
		Electrical machinery and equipment and parts thereof; sound recorders and reproducers, television image and sound recorders and reproducers, and parts and accessories of such articles	2.18
	85		2.18
	72	Iron and steel	1.68
	30	Pharmaceutical products	1.54
	39	Plastics and articles thereof	1.46
	33	Essential oils and resinoids; perfumery, cosmetic or toilet preparations	1.36
	73	Articles of iron or steel	1.23
	84	Nuclear reactors, boilers, machinery and mechanical appliances; parts thereof	1.12
	25	Salt; sulphur; earths and stone; plastering materials, lime and cement	1.06
	4 digits		
	2609	Tin ores and concentrates.	96.56
	0901	Coffee, whether or not roasted or decaffeinated; coffee husks and skins; coffee substitute	76.49
	0902	Tea, whether or not flavoured.	52.89
	2615	Niobium, tantalum, vanadium or zirconium ores and concentrates.	39.09
	6405	Other footwear.	16.84
	2610	Chromium ores and concentrates.	11.89
	2611	Tungsten ores and concentrates.	11.48
	4101	Raw hides and skins of bovine (including buffalo) or equine animals (fresh, or salted, d	6.94
	1101	Wheat or meslin flour.	6.77
	0102	Live bovine animals.	5.20
	1302	Vegetable saps and extracts; pectic substances, pectinates and pectates; agar-agar and o	4.51
	2203	Beer made from malt.	3.44
	6801	Setts, curbstones and flagstones, of natural stone (except slate).	3.42
	6309	Worn clothing and other worn articles.	3.33
	2202	Waters, including mineral waters and aerated waters, containing added sugar or other swe	2.33
	8710	Tanks and other armoured fighting vehicles, motorised, whether or not fitted with weapon	1.72
	3004	Medicaments (excluding goods of heading 30.02, 30.05 or 30.06) consisting of mixed or un	1.52
	0708	Leguminous vegetables, shelled or unshelled, fresh or chilled.	1.25
	1103	Cereal groats, meal and pellets.	1.17
	7308	Structures (excluding prefabricated buildings of heading 94.06) and parts of structures	1.02
Kenya	2 digits		
	09	Coffee, tea, maté and spices.	1,398.28
	06	Live trees and other plants; bulbs, roots and the	501.04
	07	Edible vegetables and certain roots and tubers.	242.18
	24	Tobacco and manufactured tobacco substitutes.	209.80

Table 7e (Ctd): Major Domestic Exports of EAC Countries 2011 (US\$ million)

Partner State	HS level	Description of Goods	FOB Values
	25	Salt; sulphur; earths and stone; plastering materi	198.48
	15	Animal or vegetable fats and oils and their cleava	191.52
	72	Iron and steel.	178.41
	28	Inorganic chemicals; organic or inorganic compound	170.25
	39	Plastics and articles thereof.	156.17
	61	Articles of apparel and clothing accessories, knit	151.33
	34	Soap, organic surface-active agents, washing prepa	137.80
	27	Mineral fuels, mineral oils and products of their	118.27
	20	Preparations of vegetables, fruit, nuts or other p	117.52
	62	Articles of apparel and clothing accessories, not	96.39
	30	Pharmaceutical products.	82.75
	41	Raw hides and skins (other than furskins) and leat	82.37
	14	Vegetable plaiting materials; vegetable products n	78.07
	17	Sugars and sugar confectionery.	74.98
	73	Articles of iron or steel.	71.82
	71	Natural or cultured pearls, precious or semi-preci	71.40
	4 digits		
	0902	Tea	1,151.16
	0603	Cut flowers and flower buds for ornamental purpose	445.82
	0901	Coffee; coffee husks and skins; coffee substitutes	238.05
	0708	Leguminous vegetables, shelled or unshelled, fresh	149.53
	2836	Carbonates; peroxocarbonates; commercial ammonium	143.14
	2523	Portland cement, aluminous cement, persulphate cem	115.65
	2710	Petroleum oils and oils obtained from bituminous m	107.96
	1511	Palm oil and its fractions wheather or not refined	107.03
	2402	Cigars, cigarillos, cigarettes, etc, of tobacco or	101.36
	7210	Rolled iron or non-alloy steel, >=600mm wide, clad	94.27
	3401	Soap; organic surface-active products in bars, etc	92.47
	3923	Articles for conveyance or packing of goods, of pl	82.81
	1404	Vegetable products not elsewhere specified or incl	78.06
	3004	Medicaments of mixed or unmixed products, for reta	69.32
	7108	Gold, unwrought or in semi-manufactured forms, or	67.81
	1704	Sugar confectionery (incl. White chocolate), not c	58.67
	2403	Other manufactured tobacco and substitutes; homoge	57.24
	0709	Other vegetables, fresh or chilled	57.19
	0602	Other live plants, cuttings and slips, mushroom sp	54.86
	2008	Fruit, nuts and other parts of plants, otherwise p	52.08
Tanzania	2 digits		
	71	Natural/Cultured Pearls, Prec Stones & Metals, Coin Etc	1,787.65
	26	Ores, Slag And Ash	1,027.45
	09	Coffee, Tea, Mate And Spices	225.48
	03	Fish & Crustacean, Mollusc & Other Aquatic Invertebrate	152.44
	08	Edible Fruit And Nuts; Peel Of Citrus Fruit Or Melons	128.69
	24	Tobacco And Manufactured Tobacco Substitutes	123.32
	12	Oil Seed, Oleagi Fruits; Miscell Grain, Seed, Fruit Etc	103.49
	63	Other Made Up Textile Articles; Sets; Worn Clothing Etc	79.54
	07	Edible Vegetables And Certain Roots And Tubers	74.27
	84	Nuclear Reactors, Boilers, Mchy & Mech Appliance; Parts	74.23

Table 7e (Ctd): Major Domestic Exports of EAC Countries 2011 (US\$ million)

Partner State	HS level	Description of Goods	FOB Values
	52	Cotton	69.80
	39	Plastics And Articles Thereof	68.85
	85	Electrical Mchy Equip Parts Thereof; Sound Recorder Etc	61.47
	15	Animal/Veg Fats & Oil & Their Cleavage Products; Etc	55.55
	25	Salt; Sulphur; Earth & Ston; Plastering Mat; Lime & Cem	49.28
	11	Prod Mill Indust; Malt; Starches; Insulin; Wheat Gluten	45.61
	72	Iron And Steel	37.15
	48	Paper & Paperboard; Art Of Paper Pulp, Paper/Paperboard	35.40
	06	Live Tree & Other Plant; Bulb, Root; Cut Flowers Etc	34.85
	27	Mineral Fuels, Oils & Product Of Their Distillation; Etc	33.98
	4 digits		
	7108	Gold, Unwrought Or In Semi-Manufactured Forms, Or In Powder Form	1,741.54
	2616	Precious Metal Ores And Concentrates	541.00
	2602	Manganese Ores And Concentrates	477.66
	0901	Coffee; Coffee Husks And Skins; Coffee Substitutes Containing Coffee	146.64
	0304	Fish Fillets And Other Fish Meat, Fresh, Chilled Or Frozen	134.65
	0801	Coconuts, Brazil Nuts And Cashew Nuts, Fresh Or Dried	125.37
	2401	Unmanufactured Tobacco; Tobacco Refuse	106.59
	1207	Other Oil Seeds And Oleaginous Fruits	76.90
	0713	Dried Leguminous Vegetables, Shelled	67.26
	6304	Other Furnishing Articles, Nes (Excl. Of 94.04)	65.89
	5201	Cotton,Not Carded Or Combed	53.60
	0902	Tea	46.94
	1101	Wheat Or Meslin Flour	40.07
	7103	Precious Stones (Excl. Diamonds) And Semi-Precious Stones, Not Set...	35.02
	0907	Cloves	31.42
	8516	Electric Water And Space Heaters, Hair-Dressing Apparatus, Irons, Etc	29.48
	3924	Tableware, Kitchenware... And Toilet Articles, Of Plastics	29.37
	4804	Uncoated Kraft Paper And Paperboard, In Rolls Or Sheets (Excl. 48.02+03)	27.22
	1511	Palm Oil And Its Fractions Wheather Or Not Refined Not Chemically Modified	26.73
	8431	Parts Suitable For Use With The Machinery Of 84.25 To 84.30	23.83
Burundi	2 digits		
	09	Coffee, Tea, Mate And Spices	90.35
	71	Natural/Cultured Pearls, Prec Stones & Metals, Coin Etc	40.28
	26	Ores, Slag And Ash	10.78
	41	Raw Hides And Skins (Other Than Furskins) And Leather	6.11
	34	Soap, Organic Surface-Active Agents, Washing Prep, Etc	4.21
	22	Beverages, Spirits And Vinegar	2.08
	24	Tobacco And Manufactured Tobacco Substitutes	1.34
	72	Iron And Steel	0.56
	70	Glass And Glassware	0.43
	52	Cotton	0.39
	48	Paper & Paperboard; Art Of Paper Pulp, Paper/Paperboard	0.26
	10	Cereals	0.21
	73	Articles Of Iron Or Steel	0.15
	07	Edible Vegetables And Certain Roots And Tubers	0.10
	06	Live Tree & Other Plant; Bulb, Root; Cut Flowers Etc	0.09
	08	Edible Fruit And Nuts; Peel Of Citrus Fruit Or Melons	0.08
	15	Animal/Veg Fats & Oils & Their Cleavage Products; Etc	0.06
	28	Inorgn Chem; Compds Of Prec Met, Radioact Elements Etc	0.05
	12	Oil Seed, Oleagi Fruits; Miscell Grain, Seed, Fruit Etc	0.05
	94	Furniture; Bedding, Mattress, Matt Support, Cushion Etc	0.03
	4 digits		
	0901	Coffee; Coffee Husks And Skins; Coffee Substitutes Containing Coffee	77.32
	7108	Gold, Unwrought Or In Semi-Manufactured Forms, Or In Powder Form	40.12
	0902	Tea	13.02

Table 7e (Ctd): Major Domestic Exports of EAC Countries 2011 (US\$ million)

Partner State	HS level	Description of Goods	FOB Values
	2617	Other Ores And Concentrates	6.04
	2611	Tungsten Ores And Concentrates	4.74
	3401	Soap; Organic Surface-Active Products In Bars, Etc; Paper With Soap,Etc	3.99
	2203	Beer Made From Malt	2.08
	4101	Raw Hides And Skins Of Bovine Or Equine Animals, Not Tanned	1.62
	2402	Cigars, Cigarillos, Cigarettes, Etc, Of Tobacco Or Tobacco Substitutes	1.34
	4104	Leather Of Bovine Or Equine Animals, Without Hair On	0.66
	7010	Carboys, Bottles, Flasks... Ampoules, Etc; Stoppers, Lids..., Of Glass	0.43
	4102	Raw Skins Of Sheep Or Lambs, But Not Tanned	0.42
	5203	Cotton, Carded Or Combed	0.39
	7214	Iron/Steel Bars And Rods, Forged, Etc (Incl. Twisted), Uncoiled	0.32
	4813	Cigarette Paper	0.26
	7215	Other Bars And Rods Of Iron Or Non-Alloy Steel	0.23
	3402	Non-Soap Surface-Active Agents; Washing Preparations, Nes	0.22
	1005	Maize(Corn)	0.21
	7117	Imitation Jewellery	0.16
	4103	Other Raw Hides And Skins, Fresh Or Preserved, Not Tanned, Nes	0.16

Table 7f: Twenty Major EAC Domestic Exports for 2011 compared to 2010 (US\$ million)

Partner State	HS level	Description of Goods	2010	2011	% Change
Uganda	2 digits				
	09	Coffee, tea, mate and spices	358.82	547.71	52.64
	03	Fish & crustacean, mollusc & other aquatic invertebrate	128.97	135.27	4.89
	25	Salt; sulphur; earth & ston; plastering mat; lime & cem	71.74	94.74	32.06
	52	Cotton	19.96	86.02	330.86
	15	Animal/veg fats & oils & their cleavage products; etc	45.32	79.74	75.96
	72	Iron and steel	42.61	69.41	62.90
	24	Tobacco and manufactured tobacco substitutes	68.05	54.64	(19.71)
	06	Live tree & other plant; bulb, root; cut flowers etc	46.56	52.57	12.90
	18	Cocoa and cocoa preparations	35.09	44.67	27.30
	41	Raw hides and skins (other than furskins) and leather	17.04	33.07	94.03
	73	Articles of iron or steel	29.35	31.01	5.66
	17	Sugars and sugar confectionery	18.85	29.57	56.85
	34	Soap, organic surface-active agents, washing prep, etc	20.88	28.73	37.58
	12	Oil seed, oleagi fruits; miscell grain, seed, fruit etc	13.51	22.12	63.75
	07	Edible vegetables and certain roots and tubers	10.40	21.44	106.13
	10	Cereals	28.17	18.37	(34.80)
	81	Other base metals; cermet; articles thereof	13.03	17.65	35.46
	04	Dairy prod; birds' eggs; natural honey; edible prod nes	16.14	17.41	7.86
	27	Mineral fuels, oils & product of their distillation; etc	13.92	17.27	24.10
	39	Plastics and articles thereof	9.29	13.23	42.46
	0901	Coffee; coffee husks and skins; coffee substitutes containing coffee	283.15	466.58	64.78
	2523	Portland cement, aluminous cement, persulphate cement, etc	69.90	91.56	30.98
	0304	Fish fillets and other fish meat, fresh, chilled or frozen	99.55	89.14	(10.46)
5203	Cotton, carded or combed	18.91	81.63	331.73	
0902	Tea	68.26	72.08	5.61	
0602	Other live plants, cuttings and slips, mushroom spawn	46.45	52.36	12.74	
1516	Animal or vegetable fats and oils and fractions, hydrogenated, etc	31.85	48.47	52.20	
2401	Unmanufactured tobacco; tobacco refuse	61.51	46.04	(25.14)	
1801	Cocoa beans, whole or broken, raw or roasted	35.09	44.53	26.90	
1701	Cane or beet sugar and chemically pure sucrose, in solid form	17.83	28.95	62.37	
7214	Iron/steel bars and rods, forged, etc (incl. Twisted), uncoiled	17.05	28.78	68.75	

Table 7f (Ctd): Twenty Major EAC Domestic Exports for 2011 compared to 2010 (US\$ million)

Partner State	HS level	Description of Goods	2010	2011	% Change
	1511	Palm oil and its fractions	11.32	28.06	147.84
	0305	Fish, salted, dried...; smoked fish; fish meal fit for human consumption	16.49	26.90	63.16
	7210	Rolled iron or non-alloy steel, >=600mm wide, clad, plated or coated	19.10	25.99	36.07
	3401	Soap; organic surface-active products in bars, etc; paper with soap,etc	18.03	25.31	40.40
	7306	Other tubes, pipes and hollow profiles of iron or steel, welded, nes	23.06	22.71	(1.51)
	4106	Goat or kid skin leather, without hair on	9.67	17.95	85.63
	1207	Other oil seeds and oleaginous fruits	12.99	17.90	37.82
	8105	Cobalt mattes and other products of cobalt metallurgy; cobalt	13.03	17.65	35.48
	1005	Maize(corn)	23.88	16.91	(29.16)
Rwanda	2 digits				
	09	Coffee, tea, mate and spices	92.91	159.16	71.31
	26	Ores, slag and ash	72.88	129.38	77.54
	01	Live animals	4.03	17.98	346.28
	41	Raw hides and skins (other than furskins) and leather	3.75	8.42	124.56
	22	Beverages, spirits and vinegar	3.46	7.47	115.79
	84	Nuclear reactors, boilers, mchy & mech appliance; parts	2.37	6.04	154.55
	23	Residues & waste from the food indust; prepr ani fodder	2.27	5.93	161.50
	72	Iron and steel	2.25	4.51	100.35
	63	Other made up textile articles; sets; worn clothing etc	1.83	3.56	94.16
	64	Footwear, gaiters and the like; parts of such articles	1.65	3.45	108.43
	07	Edible vegetables and certain roots and tubers	1.62	3.02	87.18
	13	Lac; gums, resins & other vegetable saps & extracts	1.34	3.01	124.64
	33	Essential oils & resinoids; perf, cosmetic/toilet prep	1.31	2.18	66.08
	25	Salt; sulphur; earth & ston; plastering mat; lime & cem	1.21	1.68	39.05
	85	Electrical mchy equip parts thereof; sound recorder etc	1.19	1.54	28.94
	39	Plastics and articles thereof	0.88	1.46	65.90
	03	Fish & crustacean, mollusc & other aquatic invertebrate	0.79	1.36	71.48
	90	Optical, photo, cine, meas, checking, precision, etc	0.64	1.23	93.21
	11	Prod mill indust; malt; starches; inulin; wheat gluten	0.63	1.12	78.09
	97	Works of art, collectors' pieces and antiques	0.44	1.06	143.96
	4 digits				
	0901	Peel of citrus fruit or melons, fresh, frozen, dried...etc.	58.47	96.56	65.15
	2609	Tin ores and concentrates	42.22	76.49	81.16
	0902	Peel of citrus fruit or melons, fresh, frozen, dried...etc.	34.42	52.89	53.64

Table 7f (Ctd): Twenty Major EAC Domestic Exports for 2011 compared to 2010 (US\$ million)

Partner State	HS level	Description of Goods	2010	2011	% Change
	2615	Niobium, tantalum, vanadium or zirconium ores and concentrates	20.25	39.09	93.02
	2611	Tungsten ores and concentrates	7.13	16.84	136.13
	0102	Live bovine animals	3.87	11.89	206.95
	2610	Chromium ores and concentrates	2.36	11.48	386.06
	2302	Brans, sharps and other residues, derived from working of cereals, etc	2.27	6.94	206.30
	4101	Raw hides and skins of bovine or equine animals, not tanned	2.18	6.77	210.48
	2203	Beer made from malt	1.85	5.20	180.43
	6309	Worn clothing and other worn articles	1.63	4.51	176.30
	2202	Waters (incl. Mineral and aerated), with added sugar...(incl. Sweetened)	1.46	3.44	135.20
	7210	Rolled iron or non-alloy steel, >=600mm wide, clad, plated or coated	1.36	3.42	151.78
	6404	Footwear with rubber, plastic, leather soles and textile uppers	1.24	3.33	168.45
	2523	Portland cement, aluminous cement, persulphate cement, etc	1.17	2.33	98.92
	4106	Goat or kid skin leather, without hair on	1.16	1.72	47.78
	0713	Dried leguminous vegetables, shelled	1.12	1.52	35.89
	1302	Peel of citrus fruit or melons, fresh, frozen, dried...etc.	1.10	1.25	14.12
	3304	Beauty, make-up, skin-care (incl. Suntan), manicure... Preparations	0.93	1.17	25.31
	7204	Ferrous waste and scrap; remelting scrap ingots of iron or steel	0.80	1.02	26.68
Kenya	2 digits				
	09	Coffee, tea, maté and spices.	1,351.57	1,398.28	3.46
	06	Live trees and other plants; bulbs, roots and the	448.77	501.04	11.65
	07	Edible vegetables and certain roots and tubers.	266.65	242.18	-9.18
	24	Tobacco and manufactured tobacco substitutes.	133.18	209.80	57.53
	25	Salt; sulphur; earths and stone; plastering materi	137.77	198.48	44.07
	15	Animal or vegetable fats and oils and their cleava	145.56	191.52	31.58
	72	Iron and steel.	130.15	178.41	37.08
	28	Inorganic chemicals; organic or inorganic compound	121.96	170.25	39.59
	39	Plastics and articles thereof.	126.45	156.17	23.50
	61	Articles of apparel and clothing accessories, knit Soap, organic surface-active agents, washing prepa	8.26	151.33	1733.13
	34	Mineral fuels, mineral oils and products of their	104.86	137.80	31.41
	27	Preparations of vegetables, fruit, nuts or other p	99.91	118.27	18.39
	20	Articles of apparel and clothing accessories, not	119.67	117.52	-1.80
	62	Pharmaceutical products.	10.94	96.39	780.83
	30	Raw hides and skins (other than furskins) and leat	70.85	82.75	16.79
	41	Vegetable plaiting materials; vegetable products n	53.05	82.37	55.29
	14	Sugars and sugar confectionery.	66.55	78.07	17.31
	17	Articles of iron or steel.	56.15	74.98	33.54
	73	Natural or cultured pearls, precious or semi-precious	55.49	71.82	29.42
	71		117.11	71.40	-39.04
	4 digits				
	0902	Tea	1,138.52	1,151.16	1.11
	0603	Cut flowers and flower buds for ornamental purpose	390.43	445.82	14.19
	0901	Coffee; coffee husks and skins; coffee substitutes	207.59	238.05	14.67

Table 7f (Ctd): Twenty Major EAC Domestic Exports for 2011 compared to 2010 (US\$ million)

Partner State	HS level	Description of Goods	2010	2011	% Change
	0708	Leguminous vegetables, shelled or unshelled, fresh	74.79	149.53	99.93
	2836	Carbonates; peroxocarbonates; commercial ammonium	95.51	143.14	49.87
	2523	Portland cement, aluminous cement, persulphate cem	94.69	115.65	22.13
	2710	Petroleum oils and oils obtained from bituminous m	89.98	107.96	19.98
	1511	Palm oil and its fractions wheather or not refined	83.55	107.03	28.10
	2402	Cigars, cigarillos, cigarettes, etc, of tobacco or	91.10	101.36	11.26
	7210	Rolled iron or non-alloy steel, >=600mm wide, clad	77.06	94.27	22.34
	3401	Soap; organic surface-active products in bars, etc	60.99	92.47	51.62
	3923	Articles for conveyance or packing of goods, of pl	67.06	82.81	23.49
	1404	Vegetable products not elsewhere specified or incl	66.49	78.06	17.40
	3004	Medicaments of mixed or unmixed products, for reta	57.47	69.32	20.61
	7108	Gold, unwrought or in semi-manufactured forms, or	112.35	67.81	-39.65
	1704	Sugar confectionery (incl. White chocolate), not c	52.95	58.67	10.81
	2403	Other manufactured tobacco and substitutes; homoge	12.85	57.24	345.63
	0709	Other vegetables, fresh or chilled	150.28	57.19	-61.94
	0602	Other live plants, cuttings and slips, mushroom sp	57.06	54.86	-3.86
	2008	Fruit, nuts and other parts of plants, otherwise p	57.12	52.08	-8.82
Tanzania	2 digits				
	71	Natural/Cultured Pearls, Prec Stones & Metals, Coin Etc	1,123.52	1,787.65	59.11
	26	Ores, Slag And Ash	823.92	1,027.45	24.70
	09	Coffee, Tea, Mate And Spices	175.20	225.48	28.70
	03	Fish & Crustacean, Mollusc & Other Aquatic Invertebrate	150.56	152.44	1.25
	08	Edible Fruit And Nuts; Peel Of Citrus Fruit Or Melons	127.58	128.69	0.87
	24	Tobacco And Manufactured Tobacco Substitutes	141.20	123.32	-12.67
	12	Oil Seed, Oleagi Fruits; Miscell Grain, Seed, Fruit Etc	77.71	103.49	33.18
	63	Other Made Up Textile Articles; Sets; Worn Clothing Etc	83.80	79.54	-5.08
	07	Edible Vegetables And Certain Roots And Tubers	100.36	74.27	-26.00
	84	Nuclear Reactors, Boilers, Mchy & Mech Appliance; Parts	40.76	74.23	82.11
	52	Cotton	100.43	69.80	-30.50
	39	Plastics And Articles Thereof	45.63	68.85	50.91
	85	Electrical Mchy Equip Parts Thereof; Sound Recorder Etc	45.45	61.47	35.25
	15	Animal/Veg Fats & Oil & Their Cleavage Products; Etc	55.58	55.55	-0.07
	25	Salt; Sulphur; Earth & Ston; Plastering Mat; Lime & Cem	42.57	49.28	15.76
	11	Prod Mill Indust; Malt; Starches; Insulin; Wheat Gluten	46.17	47.43	2.73
	72	Iron And Steel	21.21	37.15	75.19

Table 7f (Ctd): Twenty Major EAC Domestic Exports for 2011 compared to 2010 (US\$ million)

Partner State	HS level	Description of Goods	2010	2011	% Change
	48	Paper & Paperboard; Art Of Paper Pulp, Paper/Paperboard	68.86	35.40	-48.60
	06	Live Tree & Other Plant; Bulb, Root; Cut Flowers Etc	30.59	34.85	13.95
	27	Mineral Fuels, Oils & Product Of Their Distillation; Etc	23.56	33.98	44.22
	4 digits				
	7108	Gold, Unwrought Or In Semi-Manufactured Forms, Or In Powder Form	1,082.39	1,741.53	60.90
	2616	Precious Metal Ores And Concentrates	461.46	541.00	17.24
	2602	Manganese Ores And Concentrates	356.76	477.66	33.89
	0901	Coffee; Coffee Husks And Skins; Coffee Substitutes Containing Coffee	117.30	146.64	25.01
	0304	Fish Fillets And Other Fish Meat, Fresh, Chilled Or Frozen	124.70	134.65	7.99
	0801	Coconuts, Brazil Nuts And Cashew Nuts, Fresh Or Dried	126.30	125.37	-0.73
	2401	Unmanufactured Tobacco; Tobacco Refuse	129.19	106.58	-17.50
	1207	Other Oil Seeds And Oleaginous Fruits	55.78	76.90	37.87
	0713	Dried Leguminous Vegetables, Shelled	92.21	67.26	-27.06
	6304	Other Furnishing Articles, Nes (Excl. Of 94.04)	76.55	65.89	-13.93
	5201	Cotton, Not Carded Or Combed	72.43	53.60	-26.00
	0902	Tea	49.21	46.94	-4.62
	1101	Wheat Or Meslin Flour	43.40	41.89	-3.48
	7103	Precious Stones (Excl. Diamonds) And Semi-Precious Stones, Not Set...	28.77	35.02	21.73
	0907	Cloves	8.14	31.42	285.86
	8516	Electric Water And Space Heaters, Hair-Dressing Apparatus, Irons, Etc	27.30	29.48	7.99
	3924	Tableware, Kitchenware... And Toilet Articles, Of Plastics	5.72	29.37	413.76
	4804	Uncoated Kraft Paper And Paperboard, In Rolls Or Sheets (Excl. 48.02+03)	21.90	27.22	24.30
	1511	Palm Oil And Its Fractions Whether Or Not Refined Not Chemically Modified	7.60	26.73	251.48
	8431	Parts Suitable For Use With The Machinery Of 84.25 To 84.30	9.72	23.83	145.11
Burundi	2 digits	description			
	09	Coffee, Tea, Mate And Spices	79.97	90.44	13.09
	71	Natural/Cultured Pearls, Prec Stones & Metals, Coin Etc	8.82	40.30	356.85
	26	Ores, Slag And Ash	3.40	10.80	217.71
	41	Raw Hides And Skins (Other Than Furskins) And Leather	3.25	6.27	93.12
	34	Soap, Organic Surface-Active Agents, Washing Prep, Etc	1.31	4.35	233.25
	22	Beverages, Spirits And Vinegar	1.86	2.34	26.18
	72	Iron And Steel	0.03	0.56	1689.22
	52	Cotton	1.52	0.39	-74.22
	48	Paper & Paperboard; Art Of Paper Pulp, Paper/Paperboard	0.28	0.26	-7.97
	10	Cereals	0.02	0.22	1158.13
	73	Articles Of Iron Or Steel	0.03	0.15	329.15
	07	Edible Vegetables And Certain Roots And Tubers	0.06	0.10	62.91

Table 7f (Ctd): Twenty Major EAC Domestic Exports for 2011 compared to 2010 (US\$ million)

Partner State	HS level	Description of Goods	2010	2011	% Change
	06	Live Tree & Other Plant; Bulb, Root; Cut Flowers Etc	0.04	0.09	102.92
	08	Edible Fruit And Nuts; Peel Of Citrus Fruit Or Melons	0.09	0.08	-9.07
	12	Oil Seed, Oleagi Fruits; Miscell Grain, Seed, Fruit Etc	0.18	0.05	-75.34
	44	Wood And Articles Of Wood; Wood Charcoal	0.04	0.02	-57.86
	94	Furniture; Bedding, Mattress, Matt Support, Cushion Etc	0.02	0.02	-3.92
	17	Sugars And Sugar Confectionery	0.13	0.00	-100.00
	24	Tobacco And Manufactured Tobacco Substitutes	1.37	0.00	-100.00
	29	Organic Chemicals	0.07	0.00	-100.00
	4 digits				
	0901	Coffee; Coffee Husks And Skins; Coffee Substitutes Containing Coffee	69.86	68.42	-2.07
	7108	Gold, Unwrought Or In Semi-Manufactured Forms, Or In Powder Form	8.82	40.12	355.06
	0902	Tea	10.05	12.91	28.41
	2617	Other Ores And Concentrates	0.16	6.04	3598.35
	2611	Tungsten Ores And Concentrates	2.95	4.74	60.58
	3401	Soap; Organic Surface-Active Products In Bars, Etc; Paper With Soap,Etc	1.30	3.99	207.95
	4103	Other Raw Hides And Skins, Fresh Or Preserved, Not Tanned, Nes	1.87	3.40	82.24
	2203	Beer Made From Malt	1.81	2.28	26.09
	4101	Raw Hides And Skins Of Bovine Or Equine Animals, Not Tanned	1.09	1.66	52.80
	2402	Cigars, Cigarillos, Cigarettes, Etc, Of Tobacco Or Tobacco Substitutes	1.37	1.34	-2.33
	4104	Leather Of Bovine Or Equine Animals, Without Hair On	0.23	0.72	210.32
	4102	Raw Skins Of Sheep Or Lambs, But Not Tanned	0.05	0.47	769.55
	5203	Cotton, Carded Or Combed	1.52	0.39	-74.22
	4813	Cigarette Paper	0.28	0.26	-7.93
	0602	Other Live Plants, Cuttings And Slips, Mushroom Spawn	0.04	0.09	102.92
	0709	Other Vegetables, Fresh Or Chilled	0.06	0.07	20.80
	0810	Other Fruit, Fresh, Nes	0.04	0.05	27.42
	2208	Undenatured Ethyl Alcohol Of An Alcoholic Strength <80%; Spirits, Etc	0.04	0.05	47.64
	1211	Plants And Parts Of Plants, Of A Kind Used In Perfumery, Pharmacy...Etc	0.18	0.05	-75.50
	0803	Bananas, Including Plantains, Fresh Or Dried	0.04	0.02	-54.22

Table 8a: Intra-EAC Re-Exports of the major twenty products, 2010(US\$, million)

Partner states	Country of destination	Hs Level	Description of Goods	values		
Uganda	Kenya	2 digits				
		84	Nuclear Reactors, Boilers, Mchy & Mech Appliance;	18.76		
		87	Vehicles O/T Railw/Tramw Roll-Stock, Pts & Accesso	2.01		
		85	Electrical Mchy Equip Parts Thereof; Sound Recorde	1.32		
		21	Miscellaneous Edible Preparations	1.06		
		63	Other Made Up Textile Articles; Sets; Worn Clothin	0.98		
		33	Essential Oils & Resinoids; Perf, Cosmetic/Toilet	0.30		
		38	Miscellaneous Chemical Products	0.25		
		11	Products of the milling industry; malt; starches; inulin; wheat gluten.	0.21		
		10	Cereals	0.20		
		73	Articles Of Iron Or Steel	0.16		
		56	Wadding, felt and nonwovens; special yarns; twine, cordage, ropes and cables and articles thereof.	0.08		
		30	Pharmaceutical Products	0.08		
		17	Sugars And Sugar Confectionery	0.07		
		82	Tools, implements, cutlery, spoons and forks, of base metal; parts thereof of base metal.	0.07		
		90	Optical, photographic, cinematographic, measuring, checking, precision, medical or surgical instruments and apparatus; parts and accessories thereof.	0.06		
		39	Plastics And Articles Thereof	0.05		
		22	Beverages, Spirits And Vinegar	0.05		
		48	Paper and paperboard; articles of paper pulp, of p	0.05		
		88	Aircraft, spacecraft, and parts thereof.	0.04		
		55	Man-made staple fibres.	0.04		
				4 digits		
				8431	Parts Suitable For Use With The Machinery Of 84.25 To 84.30	10.95
				8430	Earth Moving... Machinery, Nes; Pile-Divers/Extrac	5.05
				8429	Self-Propelled Bulldozers, Angledozers, Graders, L	1.20
				2106	Food Preparations Not Elsewhere Specified Or Inclu	1.05
				8474	Machinery For Sorting..., Agglomerating... Earth,	0.71
				6304	Other Furnishing Articles, Nes (Excl. Of 94.04)	0.61
				8711	Motocycles (Incl. Mopeds) And Cycles Fitted With A	0.50
				8503	Parts suitable for use solely with machines of heading 8501 or 8502	0.42
				6309	Worn Clothing And Other Worn Articles	0.36
				8701	Tractors (excl. Tractors of 87.09)	0.32
				8702	Public-Transport Type Passenger Motor Vehicles	0.29
				8704	Motor Vehicles For The Transport Of Goods	0.28
		8517	Electrical Apparatus For Line Telephony Or Line Te	0.28		
		8703	Motor Cars And Other Motor Vehicles For The Transp	0.28		
		8473	Parts and accessories suitable for machines of 84.69 to 84.72	0.24		
		8471	Automatic data processing machines...; magnetic re	0.23		
		3304	Beauty, Make-Up, Skin-Care (Incl. Suntan), Manicur	0.23		
		1102	Cereal Flours, (Excl. Wheat Or Meslin)	0.21		
		1005	Maize(corn)	0.19		
		8705	Special purpose motor vehicles (eg crane, fire-fighting, etc, vehicles)	0.18		

Table 8a (Ctd): Intra-EAC Re-Exports of the major twenty products, 2010(US\$, million)

Partner states	Country of destination	Hs Level	Description of Goods	values
	Tanzania	2 digits		
		87	Vehicles other than railway or tramway rolling-stock, and parts and accessories thereof.	4.13
		84	Nuclear Reactors, Boilers, Mchy & Mech Appliance;	3.15
		07	Edible vegetables and certain roots and tubers.	1.09
		10	Cereals	0.57
		85	Electrical Mchy Equip Parts Thereof; Sound Recorde	0.50
		33	Essential oils and resinoids; perfumery, cosmetic or toilet preparations.	0.42
		21	Miscellaneous edible preparations.	0.38
		90	Optical, photographic, cinematographic, measuring, checking, precision, medical or surgical instruments and apparatus; parts and accessories thereof.	0.25
		68	Articles of stone, plaster, cement, asbestos, mica or similar materials.	0.25
		73	Articles Of Iron Or Steel	0.20
		63	Other made up textile articles; sets; worn clothing and worn textile articles; rags.	0.14
		03	Fish and crustaceans, molluscs and other aquatic invertebrates.	0.09
		72	Iron And Steel	0.07
		12	Oil Seed, Oleagi Fruits; Miscell Grain, Seed, Frui	0.07
		25	Salt; sulphur; earths and stone; plastering materi	0.07
		40	Rubber And Articles Thereof	0.06
		17	Sugars And Sugar Confectionery	0.05
		48	Paper and paperboard; articles of paper pulp, of p	0.04
		32	Tanning or dyeing extracts; tannins and their derivatives; dyes, pigments and other colouring	0.03
		64	Footwear, Gaiters And The Like; Parts Of Such Articles	0.03
		4 digits		
		8703	Motor cars and other motor vehicles for the transport of persons	1.95
		8704	Motor vehicles for the transport of goods	1.22
		0713	Dried leguminous vegetables, shelled	1.09
		8459	Machine-tools for drilling, boring, milling... By removing metal	0.94
		8474	Machinery for sorting..., agglomerating... Earth, stone, ores, etc	0.67
		8471	Automatic data processing machines...; magnetic readers..., nes	0.62
		8431	Parts suitable for use with the machinery of 84.25 to 84.30	0.60
		1005	Maize(corn)	0.57
		8709	Works trucks, self-propelled, not fitted with lifting... Equipment	0.47
		2106	Food preparations not elsewhere specified or included	0.38
		3304	Beauty, make-up, skin-care (incl. Suntan), manicure... Preparations	0.27
		6809	Articles of plaster or of compositions based on plaster	0.25
		9027	Instruments and apparatus for physical or chemical analysis, etc	0.25
		8443	Printing machinery; machines for uses ancillary to printing	0.24
		8517	Electrical apparatus for line telephony or line telegraphy	0.24
		8702	Public-transport type passenger motor vehicles	0.17

Table 8a (Ctd): Intra-EAC Re-Exports of the major twenty products, 2010(US\$, million)

Partner states	Country of destination	Hs Level	Description of Goods	values
		7308	Iron/steel structures and parts thereof; plates, rods... Therefor	0.17
		8711	Motocycles (incl. Mopeds) and cycles fitted with an auxiliary motor	0.16
		8540	Thermionic, cold cathode or photocathode valves and tubes	0.12
		3306	Preparations for oral or dental hygiene (incl. Denture fixative)	0.11
	Rwanda	2 digits		
		72	Iron and steel.	5.76
		84	Nuclear reactors, boilers, machinery and mechanical appliances; parts thereof.	3.53
		10	Cereals.	3.30
		87	Vehicles other than railway or tramway rolling-stock, and parts and accessories thereof.	2.93
		11	Products of the milling industry; malt; starches; inulin; wheat gluten.	1.58
		17	Sugars and sugar confectionery.	1.44
		25	Salt; sulphur; earths and stone; plastering materials, lime and cement.	1.40
		34	Soap, organic surface-active agents, washing preparations, lubricating preparations, artificial waxes, prepared waxes, polishing or scouring preparations, candles and similar articles, modelling pastes, "dental waxes" and dental preparations with a basis	0.93
		15	Animal or vegetable fats and oils and their cleavage products; prepared edible fats; animal or vegetable waxes.	0.70
		22	Beverages, spirits and vinegar.	0.62
		48	Paper and paperboard; articles of paper pulp, of paper or of paperboard.	0.59
		29	Organic chemicals.	0.54
		27	Mineral fuels, mineral oils and products of their distillation; bituminous substances; mineral waxes.	0.53
		54	Man-made filaments.	0.46
		39	Plastics and articles thereof.	0.40
		40	Rubber and articles thereof.	0.39
		36	Explosives; pyrotechnic products; matches; pyrophoric alloys; certain combustible preparations.	0.39
		76	Aluminium and articles thereof.	0.39
		85	Electrical machinery and equipment and parts thereof; sound recorders and reproducers, television image and sound recorders and reproducers, and parts and accessories of such articles.	0.29
		55	Man-made staple fibres.	0.23
		4 digits		
		7214	Iron/steel bars and rods, forged, etc (incl. Twisted), uncoiled	2.97
		1001	Wheat and meslin	2.55
		8429	Self-propelled bulldozers, angledozers, graders, levellers, etc	2.38
		7208	Hot-rolled iron or non-alloy steel, >=600mm wide	2.02
		1107	Malt	1.58
		1701	Cane or beet sugar and chemically pure sucrose, in solid form	1.44
		2523	Portland cement, aluminous cement, persulphate cement, etc	1.15
		8703	Motor cars and other motor vehicles for the transport of persons	1.14
		8704	Motor vehicles for the transport of goods	0.92
		7213	Iron/steel bars and rods, hot-rolled, in irregularly wound coils	0.76
		1006	Rice	0.66

Table 8a (Ctd): Intra-EAC Re-Exports of the major twenty products, 2010(US\$, million)

Partner states	Country of destination	Hs Level	Description of Goods	values
		3402	Non-soap surface-active agents; washing preparations in powder, liquid etc	0.65
		8701	Tractors (excl. Tractors of 87.09)	0.64
		1517	Margarine; edible preparations of animal or vegetable fats or oils, nes	0.56
		4818	Toilet paper..., bed sheets, etc, articles of clothing, of paper...	0.47
		2929	Compounds with other nitrogen function	0.47
		5402	Synthetic filament yarn, nprs (incl. Synthetic monofilament)	0.46
		2208	Undenatured ethyl alcohol of an alcoholic strength <80%; spirits, etc	0.43
		2710	Petroleum oils and oils obtained from bituminous minerals, other than crude	0.42
		3605	Matches, other than pyrotechnic articles of heading no 3604	0.39
	Burundi	2 digits		
		72	Iron and steel.	3.38
		87	Vehicles other than railway or tramway rolling-stock, and parts and accessories thereof.	1.94
		55	Man-made staple fibres.	1.13
		15	Animal or vegetable fats and oils and their cleavage products; prepared edible fats; animal or vegetable waxes.	0.92
		10	Cereals.	0.76
		33	Essential oils and resinoids; perfumery, cosmetic or toilet preparations.	0.48
		84	Nuclear reactors, boilers, machinery and mechanical appliances; parts thereof.	0.43
		73	Articles of iron or steel.	0.43
		17	Sugars and sugar confectionery.	0.37
		52	Cotton.	0.35
		27	Mineral fuels, mineral oils and products of their distillation; bituminous substances; mineral waxes.	0.18
		63	Other made up textile articles; sets; worn clothing and worn textile articles; rags.	0.17
		36	Explosives; pyrotechnic products; matches; pyrophoric alloys; certain combustible preparations.	0.13
		34	Soap, organic surface-active agents, washing preparations, lubricating preparations, artificial waxes, prepared waxes, polishing or scouring preparations, candles and similar articles, modelling pastes, "dental waxes" and dental preparations with a basis	0.09
		64	Footwear, gaiters and the like; parts of such articles.	0.08
		30	Pharmaceutical products.	0.07
		86	Railway or tramway locomotives, rolling-stock and parts thereof; railway or tramway track fixtures and fittings and parts thereof; mechanical (including electro-mechanical) traffic signalling equipment of all kinds.	0.05
		22	Beverages, spirits and vinegar.	0.05
		25	Salt; sulphur; earths and stone; plastering materials, lime and cement.	0.05
		70	Glass and glassware.	0.04
		4 digits		
		7214	Iron/steel bars and rods, forged, etc (incl. Twisted), uncoiled	3.31
		8703	Motor cars and other motor vehicles for the transport of persons	0.93
		5513	Woven fabrics, <85% synthetic staple fibres, with cotton, =<170g/m2	0.75
		1511	Palm oil and its fractions whether or not refined not chemically modified	0.65
		1006	Rice	0.61

Table 8a (Ctd): Intra-EAC Re-Exports of the major twenty products, 2010(US\$, million)

Partner states	Country of destination	Hs Level	Description of Goods	values
		8704	Motor vehicles for the transport of goods	0.49
		3306	Preparations for oral or dental hygiene (incl. Denture fixative)	0.42
		5512	Woven fabrics of >=85% synthetic staple fibres	0.37
		1701	Cane or beet sugar and chemically pure sucrose, in solid form	0.37
		8705	Special purpose motor vehicles (eg crane, fire-fighting, etc, vehicles)	0.36
		7308	Iron/steel structures and parts thereof; plates, rods... Therefor	0.28
		5208	Woven fabrics of cotton, with >=85% cotton, but <200g/m2	0.27
		1517	Margarine; edible preparations of animal or vegetable fats or oils, nes	0.27
		8429	Self-propelled bulldozers, angledozers, graders, levellers, etc	0.18
		2712	Petroleum jelly; paraffin wax... And other mineral waxes, etc	0.16
		1005	Maize(corn)	0.15
		7306	Other tubes, pipes and hollow profiles of iron or steel, welded, nes	0.13
		3605	Matches, other than pyrotechnic articles of heading no 3604	0.13
		6304	Other furnishing articles, nes (excl. Of 94.04)	0.12
		8437	Machines for cleaning... Seed...; milling... Machinery	0.10
Rwanda	Kenya	2 digits		
		87	Vehicles other than railway or tramway rolling?stock,and parts and accessories thereof	0.13
		84	Nuclear reactors, boilers, machineryand mechanical appliances; parts thereof	0.04
		44	Wood and articles of wood; wood charcoal	0.01
		90	Optical, photographic,cinematographic, measuring, checking,precision, medical or surgical instrumentsand apparatus; parts and accessories thereof	0.01
		95	Toys, games and sports requisites;parts and accessories thereof	0.00
		91	Clocks and watches and parts thereof	0.00
		56	Wadding, felt and nonwovens; special yarns;twine, cordage, ropes and cables and articles thereof	0.00
		39	Plastics and articles thereof	0.00
		82	Tools, implements, cutlery, spoons and forks, of base metal;parts thereof of base metal	0.00
		85	Electrical machinery and equipment and parts thereof;sound recorders and reproducers,television image and sound recorders and reproducers, andparts and accessories of such articles	0.00
		62	Articles of apparel and clothing accessories, not knittedor crocheted	0.00
		70	Ceramic products	0.00
		31	Fertilisers	0.00
		63	Other made up textile articles; sets;worn clothing and worn textile articles; rags	0.00
		64	Footwear, gaiters and the like; parts of such articles	0.00
		74	Copper and articles thereof	0.00
		92	Musical instruments;parts and accessories of such articles	0.00
		01	Live animals	0.00
		02	Meat and edible meat offal	0.00
		03	Fish and crustaceans, molluscs and other aquatic invertebrates	0.00
		4 digits		
		8704	Motor vehicles for the transport of goods.	0.10
		8703	Motor cars and other motor vehicles principally designed for the transport of persons (o	0.03
		8430	Other moving, grading, levelling, scraping, excavating, tamping, compacting, extracting	0.02
		4415	Packing cases, boxes, crates, drums and similar packings, of wood; cable-drums of wood;	0.01

Table 8a (Ctd): Intra-EAC Re-Exports of the major twenty products, 2010(US\$, million)

Partner states	Country of destination	Hs Level	Description of Goods	values
		8426	Ships' derricks; cranes, including cable cranes; mobile lifting frames, straddle carrier	0.01
		8467	Tools for working in the hand, pneumatic, hydraulic or with self-contained electric or n	0.01
		9027	Instruments and apparatus for physical or chemical analysis (for example, polarimeters,	0.01
		9503	Other toys; reduced-size (0.00
		9109	Clock movements, complete and assembled.	0.00
		5607	Twine, cordage, ropes and cables, whether or not plaited or braided and whether or not i	0.00
		8414	Air or vacuum pumps, air or other gas compressors and fans; ventilating or recycling hoo	0.00
		3921	Other plates, sheets, film, foil and strip, of plastics.	0.00
		4410	Particle board and similar board (for example, oriented strand board and waferboard) of	0.00
		8201	Hand tools, the following : spades, shovels, mattocks, picks, hoes, forks and rakes; axe	0.00
		8203	Files, rasps, pliers (including cutting pliers), pincers, tweezers, metal cutting shears	0.00
		8204	Hand-operated spanners and wrenches (including torque meter wrenches but not including t	0.00
		8511	Electrical ignition or starting equipment of a kind used for spark-ignition or compressi	0.00
		8459	Machine-tools (including way-type unit head machines) for drilling, boring, milling, thr	0.00
		8512	Electrical lighting or signalling equipment (excluding articles of heading 85.39), winds	0.00
		8518	Microphones and stands therefor; loudspeakers, whether or not mounted in their enclosure	0.00
	Tanzania	2 digits		
		84	Nuclear reactors, boilers, machineryand mechanical appliances; parts thereof	0.93
		87	Vehicles other than railway or tramway rolling?stock,and parts and accessories thereof	0.44
		26	Ores, slag and ash	0.12
		85	Electrical machinery and equipment and parts thereof;sound recorders and reproducers,television image and sound recorders and reproducers, andparts and accessories of such articles	0.03
		82	Tools, implements, cutlery, spoons and forks, of base metal;parts thereof of base metal	0.02
		31	Fertilisers	0.02
		15	Animal or vegetable fats and oils and their cleavage products;prepared edible fats;animal or vegetable waxes	0.00
		73	Articles of iron or steel	0.00
		11	Products of the milling industry; malt; starches;inulin; wheat gluten	0.00
		10	Cereals	0.00
		63	Other made up textile articles; sets;worn clothing and worn textile articles; rags	0.00
		01	Live animals	0.00
		02	Meat and edible meat offal	0.00
		03	Fish and crustaceans, molluscs and other aquatic invertebrates	0.00
		04	Dairy produce; birds' eggs; natural honey;edible products of animal origin,not elsewhere specified or included	0.00
		05	Products of animal origin,not elsewhere specified or included	0.00
		06	Live trees and other plants; bulbs, roots and the like;cut flowers and ornamental foliage	0.00
		07	Edible vegetables and certain roots and tubers	0.00
		08	Edible fruit and nuts; peel of citrus fruit or melons	0.00

Table 8a (Ctd): Intra-EAC Re-Exports of the major twenty products, 2010(US\$, million)

Partner states	Country of destination	Hs Level	Description of Goods	values
		09	Coffee, tea, mate and spices	0.00
		4 digits		
		8429	Self-propelled bulldozers, angledozers, graders, levellers, scrapers, mechanical shovels	0.49
		8474	Machinery for sorting, screening, separating, washing, crushing, grinding, mixing or kne	0.18
		8704	Motor vehicles for the transport of goods.	0.16
		8716	Trailers and semi-trailers; other vehicles, not mechanically propelled; parts thereof.	0.14
		2615	Niobium, tantalum, vanadium or zirconium ores and concentrates.	0.12
		8430	Other moving, grading, levelling, scraping, excavating, tamping, compacting, extracting	0.11
		8703	Motor cars and other motor vehicles principally designed for the transport of persons (o	0.08
		8479	Machines and mechanical appliances having individual functions, not specified or include	0.06
		8471	Automatic data processing machines and units thereof; magnetic or optical readers, machi	0.03
		8414	Air or vacuum pumps, air or other gas compressors and fans; ventilating or recycling hoo	0.03
		8426	Ships' derricks; cranes, including cable cranes; mobile lifting frames, straddle carrier	0.03
		8714	Parts and accessories of vehicles of headings 87.11 to 87.13.	0.03
		8501	Electric motors and generators (excluding generating sets).	0.03
		8205	Hand tools (including glaziers' diamonds), not elsewhere specified or included; blow lam	0.02
		3105	Mineral or chemical fertilisers containing two or three of the fertilising elements nitr	0.02
		8705	Special purpose motor vehicles, other than those principally designed for the transport	0.01
		8702	Motor vehicles for the transport of ten or more persons, including the driver.	0.01
		8427	Fork-lift trucks; other works trucks fitted with lifting or handling equipment.	0.01
		8711	Motorcycles (including mopeds) and cycles fitted with an auxiliary motor, with or withou	0.01
		1501	Pig fat (including lard) and poultry fat, other than that of heading 02.09 or 15.03.	0.00
	Uganda	2 digits		
		73	Articles of iron or steel	0.32
		87	Vehicles other than railway or tramway rolling?stock,and parts and accessories thereof	0.15
		84	Nuclear reactors, boilers, machineryand mechanical appliances; parts thereof	0.14
		94	Furniture; bedding, mattresses, mattress supports,cushions and similar stuffed furnishings; lamps andlightingfittings, not elsewhere specified or included;illuminated signs, illuminated name-plates and the lik	0.10
		82	Tools, implements, cutlery, spoons and forks, of base metal;parts thereof of base metal	0.03
		63	Other made up textile articles; sets;worn clothing and worn textile articles; rags	0.02
		92	Musical instruments;parts and accessories of such articles	0.02
		44	Wood and articles of wood; wood charcoal	0.02
		39	Plastics and articles thereof	0.02
		70	Ceramic products	0.00
		32	Tanning or dyeing extracts; tannins and their derivatives; dyes,pigments and other colouring matter;paints andvarnishes; putty and other mastics; inks	0.00

Table 8a (Ctd): Intra-EAC Re-Exports of the major twenty products, 2010(US\$, million)

Partner states	Country of destination	Hs Level	Description of Goods	values
		85	Electrical machinery and equipment and parts thereof;sound recorders and reproducers,television image and sound recorders and reproducers, andparts and accessories of such articles	0.00
		17	Sugars and sugar confectionery	0.00
		07	Edible vegetables and certain roots and tubers	0.00
		72	Iron and steel	0.00
		09	Coffee, tea, mate and spices	0.00
		33	Essential oils and resinoids; perfumery,cosmetic or toilet preparations	0.00
		15	Animal or vegetable fats and oils and their cleavage products;prepared edible fats;animal or vegetable waxes	0.00
		36	Explosives; pyrotechnic products; matches;pyrophoric alloys; certain combustible preparations	0.00
		83	Miscellaneous articles of base metal	0.00
		4 digits		
		7308	Structures (excluding prefabricated buildings of heading 94.06) and parts of structures	0.30
		9403	Other furniture and parts thereof.	0.10
		8705	Special purpose motor vehicles, other than those principally designed for the transport	0.07
		8703	Motor cars and other motor vehicles principally designed for the transport of persons (o	0.06
		8429	Self-propelled bulldozers, angledozers, graders, levellers, scrapers, mechanical shovels	0.05
		8414	Air or vacuum pumps, air or other gas compressors and fans; ventilating or recycling hoo	0.03
		8207	Interchangeable tools for hand tools, whether or not power-operated, or for machine-tool	0.02
		6306	Tarpaulins, awnings and sunblinds; tents; sails for boats, sailboards or landcraft; camp	0.02
		8431	Parts suitable for use solely or principally with the machinery of headings 84.25 to 84.	0.02
		8704	Motor vehicles for the transport of goods.	0.02
		9209	Parts (for example, mechanisms for musical boxes) and accessories (for example, cards, d	0.02
		4410	Particle board and similar board (for example, oriented strand board and waferboard) of	0.02
		7311	Containers for compressed or liquefied gas, of iron or steel.	0.02
		3923	Articles for the conveyance or packing of goods, of plastics; stoppers, lids, caps and o	0.02
		8430	Other moving, grading, levelling, scraping, excavating, tamping, compacting, extracting	0.01
		8479	Machines and mechanical appliances having individual functions, not specified or include	0.01
		8205	Hand tools (including glaziers' diamonds), not elsewhere specified or included; blow lam	0.01
		8442	Machinery, apparatus and equipment (other than the machine-tools of headings 84.56 to 84	0.01
		7010	Carboys, bottles, flasks, jars, pots, phials, ampoules and other containers, of glass, o	0.00
		3215	Printing ink, writing or drawing ink and other inks, whether or not concentrated or soli	0.00
	Burundi	2 digits		
		85	Electrical machinery and equipment and parts thereof;sound recorders and reproducers,television image and sound recorders and reproducers, andparts and accessories of such articles	0.15
		90	Optical, photographic,cinematographic, measuring, checking,precision, medical or surgical instrumentsand apparatus; parts and accessories thereof	0.11

Table 8a (Ctd): Intra-EAC Re-Exports of the major twenty products, 2010(US\$, million)

Partner states	Country of destination	Hs Level	Description of Goods	values
		87	Vehicles other than railway or tramway rolling stock, and parts and accessories thereof	0.09
		84	Nuclear reactors, boilers, machinery and mechanical appliances; parts thereof	0.03
		28	Inorganic chemicals; organic or inorganic compounds of precious metals, of rare-earth metals, of radioactive elements or of isotopes	0.02
		40	Rubber and articles thereof	0.01
		11	Products of the milling industry; malt; starches; inulin; wheat gluten	0.00
		34	Soap, organic surface-active agents, washing preparations, lubricating preparations, artificial waxes, prepared waxes, polishing or scouring preparations, candles and similar articles, modelling pastes,	0.00
		64	Footwear, gaiters and the like; parts of such articles	0.00
		01	Live animals	0.00
		02	Meat and edible meat offal	0.00
		03	Fish and crustaceans, molluscs and other aquatic invertebrates	0.00
		04	Dairy produce; birds' eggs; natural honey; edible products of animal origin, not elsewhere specified or included	0.00
		05	Products of animal origin, not elsewhere specified or included	0.00
		06	Live trees and other plants; bulbs, roots and the like; cut flowers and ornamental foliage	0.00
		07	Edible vegetables and certain roots and tubers	0.00
		08	Edible fruit and nuts; peel of citrus fruit or melons	0.00
		09	Coffee, tea, mate and spices	0.00
		10	Cereals	0.00
		12	Oil seeds and oleaginous fruits; miscellaneous grains, seeds and fruit; industrial or medicinal plants; straw and fodder	0.00
		4 digits		
		8539	Electric filament or discharge lamps, including sealed beam lamp units and ultra-violet	0.15
		9006	Photographic (other than cinematographic) cameras; photographic flashlight apparatus and	0.11
		8703	Motor cars and other motor vehicles principally designed for the transport of persons (o	0.05
		8702	Motor vehicles for the transport of ten or more persons, including the driver.	0.04
		2828	Hypochlorites; commercial calcium hypochlorite; chlorites; hypobromites.	0.02
		8471	Automatic data processing machines and units thereof; magnetic or optical readers, machi	0.01
		4013	Inner tubes, of rubber.	0.01
		8413	Pumps for liquids, whether or not fitted with a measuring device; liquid elevators.	0.01
		8407	Spark-ignition reciprocating or rotary internal combustion piston engines.	0.01
		1108	Starches; inulin.	0.00
		8714	Parts and accessories of vehicles of headings 87.11 to 87.13.	0.00
		8474	Machinery for sorting, screening, separating, washing, crushing, grinding, mixing or kne	0.00
		9013	Liquid crystal devices not constituting articles provided for more specifically in other	0.00
		3401	Soap; organic surface-active products and preparations for use as soap, in the form of b	0.00
		6406	Parts of footwear (including uppers whether or not attached to soles other than outer so	0.00
		2849	Carbides, whether or not chemically defined.	0.00
		8502	Electric generating sets and rotary converters.	0.00

Table 8a (Ctd): Intra-EAC Re-Exports of the major twenty products, 2010(US\$, million)

Partner states	Country of destination	Hs Level	Description of Goods	values	
		0101	Live horses, asses, mules and hinnies.	0.00	
		0102	Live bovine animals.	0.00	
		0103	Live swine.	0.00	
Kenya	Uganda	2 digits			
		27	Mineral fuels, mineral oils and products of their	39.00	
		84	Nuclear reactors, boilers, machinery and mechanica	12.56	
		87	Vehicles other than railway or tramway rolling-sto	12.00	
		31	Fertilisers.	7.25	
		39	Plastics and articles thereof.	4.78	
		85	Electrical machinery and equipment and parts there	3.19	
		90	Optical, photographic, cinematographic, measuring,	2.76	
		07	Edible vegetables and certain roots and tubers.	2.09	
		15	Animal or vegetable fats and oils and their cleava	1.50	
		28	Inorganic chemicals; organic or inorganic compound	1.36	
		38	Miscellaneous chemical products.	1.34	
		34	Soap, organic surface-active agents, washing prepa	1.18	
		48	Paper and paperboard; articles of paper pulp, of p	0.90	
		29	Organic chemicals.	0.88	
		19	Preparations of cereals, flour, starch or milk; pa	0.81	
		10	Cereals.	0.66	
		33	Essential oils and resinoids; perfumery, cosmetic	0.63	
		32	Tanning or dyeing extracts; tannins and their deri	0.53	
	22	Beverages, spirits and vinegar.	0.46		
	72	Iron and steel.	0.40		
			4 digits		
			2710	Petroleum oils and oils obtained from bituminous m	36.48
			8701	Tractors (excl. Tractors of 87.09)	4.67
			8471	Automatic data processing machines...; magnetic re	4.60
			8703	Motor cars and other motor vehicles for the transp	4.55
			8443	Printing machinery; machines for uses ancillary to	3.47
			3102	Mineral or chemical fertilizers, nitrogenous	3.47
			3105	Mineral or chemical fertilizers, nes; other fertil	3.34
			3907	Polyethers and epoxide resins; polyesters, in prim	2.79
			9015	Surveying, hydrographic, oceanographic... Instrume	2.19
			2711	Petroleum gases and other gaseous hydrocarbons	2.17
			0713	Dried leguminous vegetables, shelled	2.08
		1517	Margarine; edible preparations of animal or vegeta	1.49	
		8704	Motor vehicles for the transport of goods	1.40	
		8429	Self-propelled bulldozers, angledozers, graders, l	0.90	
		2834	Nitrites; nitrates	0.84	
		1901	Malt extract; food preparations of flour, etc , ne	0.80	
		3808	Insecticides, rodenticides... And similar products	0.75	
		3401	Soap; organic surface-active products in bars, etc	0.73	
		8473	Parts and accessories suitable for machines of 84.	0.71	
		8705	Special purpose motor vehicles (eg crane, fire-fig	0.66	
	Tanzania	2 digits			
		84	Nuclear reactors, boilers, machinery and mechanica	12.59	
		87	Vehicles other than railway or tramway rolling-sto	4.22	
		27	Mineral fuels, mineral oils and products of their	2.95	
		85	Electrical machinery and equipment and parts there	2.09	

Table 8a (Ctd): Intra-EAC Re-Exports of the major twenty products, 2010(US\$, million)

Partner states	Country of destination	Hs Level	Description of Goods	values
		38	Miscellaneous chemical products.	1.26
		39	Plastics and articles thereof.	1.12
		19	Preparations of cereals, flour, starch or milk; pa	0.85
		31	Fertilisers.	0.82
		28	Inorganic chemicals; organic or inorganic compound	0.69
		17	Sugars and sugar confectionery.	0.68
		30	Pharmaceutical products.	0.67
		76	Aluminium and articles thereof.	0.50
		34	Soap, organic surface-active agents, washing prepa	0.42
		29	Organic chemicals.	0.40
		32	Tanning or dyeing extracts; tannins and their deri	0.35
		75	Nickel and articles thereof.	0.30
		90	Optical, photographic, cinematographic, measuring,	0.29
		74	Copper and articles thereof.	0.27
		73	Articles of iron or steel.	0.19
		70	Glass and glassware.	0.17
		4 digits		
		8471	Automatic data processing machines...; magnetic re	6.54
		2710	Petroleum oils and oils obtained from bituminous m	2.81
		8443	Printing machinery; machines for uses ancillary to	2.34
		8701	Tractors (excl. Tractors of 87.09)	2.17
		8429	Self-propelled bulldozers, angledozers, graders, l	1.06
		1901	Malt extract; food preparations of flour, etc , ne	0.84
		3105	Mineral or chemical fertilizers, nes; other fertil	0.81
		3808	Insecticides, rodenticides... And similar products	0.70
		8418	Refrigerators, freezers, etc; heat pumps (excl. Ai	0.68
		3004	Medicaments of mixed or unmixed products, for reta	0.67
		8706	Chassis fitted with engines	0.64
		8413	Pumps for liquids; liquid elevators	0.53
		1704	Sugar confectionery (incl. White chocolate), not c	0.48
		7605	Aluminium wire	0.42
		3823	Prepared binders; chemical products, nes; residual	0.40
		8544	Insulated wire, cable, etc; optical fibre cables	0.38
		8703	Motor cars and other motor vehicles for the transp	0.34
		3402	Non-soap surface-active agents; washing preparatio	0.34
		8704	Motor vehicles for the transport of goods	0.33
		3907	Polyethers and epoxide resins; polyesters, in prim	0.33
	Rwanda	2 digits		
		27	Mineral fuels, mineral oils and products of their	4.16
		84	Nuclear reactors, boilers, machinery and mechanica	2.01
		85	Electrical machinery and equipment and parts there	1.76
		33	Essential oils and resinoids; perfumery, cosmetic	0.31
		22	Beverages, spirits and vinegar.	0.24
		19	Preparations of cereals, flour, starch or milk; pa	0.23
		12	Oil seeds and oleaginous fruits; miscellaneous gra	0.22
		34	Soap, organic surface-active agents, washing prepa	0.11
		31	Fertilisers.	0.11
		73	Articles of iron or steel.	0.08
		39	Plastics and articles thereof.	0.08
		87	Vehicles other than railway or tramway rolling-sto	0.07

Table 8a (Ctd): Intra-EAC Re-Exports of the major twenty products, 2010(US\$, million)

Partner states	Country of destination	Hs Level	Description of Goods	values
		69	Ceramic products.	0.06
		40	Rubber and articles thereof.	0.06
		30	Pharmaceutical products.	0.05
		49	Printed books, newspapers, pictures and other prod	0.05
		63	Other made up textile articles; sets; worn clothin	0.05
		70	Glass and glassware.	0.04
		29	Organic chemicals.	0.03
		28	Inorganic chemicals; organic or inorganic compound	0.03
		4 digits		
		2710	Petroleum oils and oils obtained from bituminous m	4.03
		8418	Refrigerators, freezers, etc; heat pumps (excl. Ai	1.37
		8517	Electrical apparatus for line telephony or line te	1.06
		8502	Electric generating sets and rotary converters	0.41
		3306	Preparations for oral or dental hygiene (incl. Den	0.29
		1208	Flours and meals of oil seeds or oleaginous fruits	0.22
		1901	Malt extract; food preparations of flour, etc , ne	0.22
		8471	Automatic data processing machines...; magnetic re	0.17
		2208	Undenatured ethyl alcohol of an alcoholic strength	0.16
		8413	Pumps for liquids; liquid elevators	0.15
		2711	Petroleum gases and other gaseous hydrocarbons	0.13
		3102	Mineral or chemical fertilizers, nitrogenous	0.11
		3401	Soap; organic surface-active products in bars, etc	0.10
		8465	Machine-tools for working wood, cork, bone, hard r	0.10
		8429	Self-propelled bulldozers, angledozers, graders, l	0.06
		6910	Ceramic sinks, wash basins, baths... And other san	0.06
		8544	Insulated wire, cable, etc; optical fibre cables	0.06
		7311	Containers for compressed or liquified gas, of iro	0.06
		2204	Wine of fresh grapes, (incl. Fortified wines); oth	0.06
		8415	Air conditioning machines	0.06
	Burundi	2 digits		
		22	Beverages, spirits and vinegar.	0.60
		39	Plastics and articles thereof.	0.21
		84	Nuclear reactors, boilers, machinery and mechanica	0.10
		27	Mineral fuels, mineral oils and products of their	0.09
		85	Electrical machinery and equipment and parts there	0.08
		63	Other made up textile articles; sets; worn clothin	0.07
		73	Articles of iron or steel.	0.07
		90	Optical, photographic, cinematographic, measuring,	0.06
		87	Vehicles other than railway or tramway rolling-sto	0.04
		94	Furniture; bedding, mattresses, mattress supports,	0.02
		34	Soap, organic surface-active agents, washing prepa	0.02
		23	Residues and waste from the food industries; prepa	0.02
		38	Miscellaneous chemical products.	0.02
		33	Essential oils and resinoids; perfumery, cosmetic	0.02
		29	Organic chemicals.	0.01
		24	Tobacco and manufactured tobacco substitutes.	0.01
		30	Pharmaceutical products.	0.00
		48	Paper and paperboard; articles of paper pulp, of p	0.00
		95	Toys, games and sports requisites; parts and acces	0.00
		32	Tanning or dyeing extracts; tannins and their deri	0.00

Table 8a (Ctd): Intra-EAC Re-Exports of the major twenty products, 2010(US\$, million)

Partner states	Country of destination	Hs Level	Description of Goods	values
		4 digits		
		2204	Wine of fresh grapes, (incl. Fortified wines); oth	0.42
		2208	Undenatured ethyl alcohol of an alcoholic strength	0.17
		3904	Polymers of vinyl chloride and halogenated olefins	0.08
		3907	Polyethers and epoxide resins; polyesters, in prim	0.08
		2710	Petroleum oils and oils obtained from bituminous m	0.07
		6304	Other furnishing articles, nes (excl. Of 94.04)	0.07
		7311	Containers for compressed or liquified gas, of iro	0.07
		9018	Instruments and appliances used in medical, surgic	0.05
		3926	Other articles of plastics, nes	0.04
		8471	Automatic data processing machines...; magnetic re	0.04
		8701	Tractors (excl. Tractors of 87.09)	0.04
		8413	Pumps for liquids; liquid elevators	0.03
		8517	Electrical apparatus for line telephony or line te	0.03
		8504	Electrical transformers, static converters and ind	0.02
		9406	Prefabricated buildings	0.02
		8535	Electrical apparatus for switching... Electrical c	0.02
		8415	Air conditioning machines	0.02
		2309	Preparations of a kind used in animal feeding	0.02
		2711	Petroleum gases and other gaseous hydrocarbons	0.02
		3402	Non-soap surface-active agents; washing preparatio	0.01
Burundi	Kenya	2 digits		
		72	Iron And Steel	0.09
		84	Nuclear Reactors, Boilers, Mchy & Mech Appliance; Parts	0.05
		4 digits		
	7204	Ferrous Waste And Scrap; Remelting Scrap Ingots Of Iron Or Steel	0.09	
	7602	Aluminium Waste And Scrap	-	
	7902	Zinc Waste And Scrap	-	
	8472	Other Office Machines (Incl. Hectograph... Duplicating Machines...)	-	
	8479	Machines And Mechanical Appliances, Having Individual Functions, Nes	-	
	9031	Measuring Or Checking Instruments, Appliances And Machines, Nes	-	
	Tanzania	2 digits		
	72	Iron And Steel	0.99	
	84	Nuclear Reactors, Boilers, Mchy & Mech Appliance; Parts	0.07	
	87	Vehicles O/T Railw/Tramw Roll-Stock, Pts & Accessories	0.03	
	85	Electrical Mchy Equip Parts Thereof; Sound Recorder Etc	0.02	
	79	Zinc And Articles Thereof	0.01	
	4 digits			
	7204	Ferrous Waste And Scrap; Remelting Scrap Ingots Of Iron Or Steel	0.99	
Uganda	2 digits			
72	Iron And Steel	0.92		
84	Nuclear Reactors, Boilers, Mchy & Mech Appliance; Parts	0.06		
4 digits				
7204	Ferrous Waste And Scrap; Remelting Scrap Ingots Of Iron Or Steel	0.92		

Table 8a (Ctd): Intra-EAC Re-Exports of the major twenty products, 2010(US\$, million)

Partner states	Country of destination	Hs Level	Description of Goods	values
	Rwanda	2 digits		
		10	Cereals	0.22
		17	Sugars And Sugar Confectionery	0.38
		25	Salt; Sulphur; Earth & Ston; Plastering Mat; Lime & Cem	0.02
		27	Mineral Fuels, Oils & Product Of Their Distillation; Etc	0.00
		32	Tanning/Dyeing Extract; Tannins & Derivs; Pigm Etc	0.00
		37	Photographic Or Cinematographic Goods	0.01
		44	Wood And Articles Of Wood; Wood Charcoal	0.00
		48	Paper & Paperboard; Art Of Paper Pulp, Paper/Paperboard	0.05
		49	Paper & Paperboard; Art Of Paper Pulp, Paper/Paperboard	0.00
		56	Wadding, Felt & Nonwoven; Yarns; Twine, Cordage, Etc	0.00
		63	Other Made Up Textile Articles; Sets; Worn Clothing Etc	0.00
		64	Footwear, Gaiters And The Like; Parts Of Such Articles	0.00
		68	Art Of Stone, Plaster, Cement, Asbestos, Mica/Sim Mat	0.02
		72	Iron And Steel	0.01
		73	Articles Of Iron Or Steel	0.00
		82	Tool, Implement, Cutlery, Spoon & Fork, Of Base Met Etc	0.00
		84	Nuclear Reactors, Boilers, Mchy & Mech Appliance; Parts	0.06
		85	Electrical Mchy Equip Parts Thereof; Sound Recorder Etc	0.02
		87	Vehicles O/T Railw/Tramw Roll-Stock, Pts & Accessories	0.08
		94	Furniture; Bedding, Mattress, Matt Support, Cushion Etc	0.00
		4 digits		
		1006	Rice	0.22
		1701	Cane Or Beet Sugar And Chemically Pure Sucrose, In Solid Form	0.38
		2512	Siliceous Fossil Meals (Kieselguhr, Tripolite, Etc);Siliceous Earths	0.02
		3707	Chemical Preparations For Photographic Uses	0.01
		4818	Toilet Paper..., Bed Sheets, Etc, Articles Of Clothing, Of Paper...	0.05
		6807	Articles Of Asphalt Or Of Similar Material	0.02
		6808	Panels, Boards..., Of Wood Waste, Etc, Agglomerated With Cement, Etc	0.00
		7204	Ferrous Waste And Scrap; Remelting Scrap Ingots Of Iron Or Steel	0.01
		8433	Harvesting... Machinery; Grass/Hay Mowers; Machines For Produce, Etc	0.01
		8440	Book-Binding Machinery (Incl. Book-Sewing Machines)	0.00
		8443	Printing Machinery; Machines For Uses Ancillary To Printing	0.02
		8465	Machine-Tools For Working Wood, Cork, Bone, Hard Rubber, Etc	0.02
		8471	Automatic Data Processing Machines...; Magnetic Readers..., Nes	0.00
		8473	Parts And Accessories Suitable For Machines Of 84.69 To 84.72	0.01
		8502	Electric Generating Sets And Rotary Converters	0.01
		8517	Electrical Apparatus For Line Telephony Or Line Telegraphy	0.01
		8544	Insulated Wire, Cable, Etc; Optical Fibre Cables	0.00
		8703	Motor Cars And Other Motor Vehicles For The Transport Of Persons	0.07
		8704	Motor Vehicles For The Transport Of Goods	0.00
		8711	Motocycles (Incl. Mopeds) And Cycles Fitted With An Auxiliary Motor	0.00
Tanzania	Kenya	2 digits		
		87	Vehicles O/T Railw/Tranw Rool-Stock, Pts & Accessories	6.73
		85	Electrical Mchy Equip Parts Thereof; Sound Recorder Etc	3.14
		31	Fertilisers	3.01

Table 8a (Ctd): Intra-EAC Re-Exports of the major twenty products, 2010(US\$, million)

Partner states	Country of destination	Hs Level	Description of Goods	values
		72	Iron And Steel	1.84
		84	Nuclear Reactors, Boilers, Mchy & Mech Appliance; Parts	0.57
		15	Animal/Veg Fats & Oil & Their Cleavage Products; Etc	0.39
		27	Mineral Fuels, Oils & Product Of Their Distillation; Etc	0.38
		73	Articles Of Iron And Steel	0.37
		34	Soap, Organic Surface-Active Agents, Washing Prep, Etc	0.35
		83	Miscellaneous Articles Of Basee Metal	0.07
		90	Optical, Photo, Cine, Meas, Checking, Precision, Etc	0.04
		33	Essential Oils & Resinoids; Perf, Cosmetic/Toilet Prep	0.04
		44	Wood And Articles Of Wood; Wood Charcoal	0.04
		48	Paper & Paperboard; Art Of Paper Pulp, Paper/Paperboard	0.03
		21	Miscellaneous Edible Preparations	0.03
		63	Other Made Up Textile Articles; Sets; Worn Clothing Etc	0.03
		92	Musical Instruments; Parts And Access Of Such Articles	0.02
		29	Organic Chemicals	0.01
		49	Printed Books, Newspapers, Pictures & Other Product Etc	0.01
		40	Rubber And Articles Thereof	0.01
		4 digits		
		8704	Motor Vehicles For The Transport Of Goods	6.47
		8517	Electrical Apparatus For Line Telephony Or Line Telegraphy	2.85
		3105	Mineral Or Chemical Fertilizers, Nes; Other Fertilizers; Goods =<10Kg	2.83
		7208	Hot-Rolled Iron Or Non-Alloy Steel, >=600Mm Wide	1.84
		1517	Margarine; Edible Preparations Of Animal Or Vegetable Fats Or Oils, Nes	0.39
		7308	Iron/Steel Structures And Parts Thereof; Plates, Rods... Therefor	0.36
		2710	Petroleum Oils And Oils Obtained From Bituminous Minerals,Other Than Crude	0.30
		3401	Soap; Organic Surface-Active Products In Bars, Etc; Paper With Soap,Etc	0.28
		8430	Earth Moving... Machinery, Nes; Pile-Drivers/Extractors; Snow-Ploughs	0.21
		8429	Self-Propelled Bulldozers, Angledozer, Graders, Levellers, Etc	0.20
		3102	Mineral Or Chemical Fertilizers, Nitrogenous	0.18
		8525	Radio-Communication/Television Transmission Apparatus; Tv Cameras	0.10
		8703	Motor Cars And Other Motor Vehicles For The Transport Of Persons	0.08
		8501	Electric Motors And Generators (Excl. Generating Sets)	0.07
		8309	Stoppers, Caps And Lids, Capsules For Bottles... Of Base Metal	0.07
		8707	Bodies (Incl. Cabs) For The Motorvehicles Of 87.01 To 87.05	0.07
		8701	Tractors (Excl. Tractors Of 87.09)	0.06
		3402	Non-Soap Surface-Active Agents; Washing Preparations In Powder, Liquid Etc	0.06
		2712	Petroleum Jelly; Paraffin Wax... And Other Mineral Waxes, Etc	0.06
		8440	Book-Binding Machinery (Incl. Book-Sewing Machines)	0.05
	Uganda	2 digits		
		10	Cereals	9.64
		39	Plastics And Articles Thereof	0.60
		85	Electrical Mchy Equip Parts Thereof; Sound Recorder Etc	0.44
		27	Mineral Fuels, Oils & Product Of Their Distillation; Etc	0.34
		84	Nuclear Reactors, Boilers, Mchy & Mech Appliance; Parts	0.30
		70	Glass And Glassware	0.20

Table 8a (Ctd): Intra-EAC Re-Exports of the major twenty products, 2010(US\$, million)

Partner states	Country of destination	Hs Level	Description of Goods	values
		31	Fertilisers	0.15
		87	Vehicles O/T Railw/Tranw Rool-Stock, Pts & Accessories	0.03
		73	Articles Of Iron And Steel	0.03
		90	Optical, Photo, Cine, Meas, Checking, Precision, Etc	0.01
		56	Wadding, Felt & Nonwoven; Yarns; Twine, Cordage, Etc	0.00
		94	Furniture; Bedding, Mattress, Matt Support, Cushion Etc	0.00
		82	Tool, Implement, Cutlery, Spoon & Fork, Of Base Met Etc	0.00
		76	Aluminium And Articles Thereof	0.00
		40	Rubber And Articles Thereof	0.00
		57	Carpets And Other Textile Floor Coverings	0.00
		4 digits		
		1001	Wheat And Meslin	9.64
		3923	Articles For Conveyance Or Packing Of Goods, Of Plastics	0.60
			Petroleum Oils And Oils Obtained From Bituminous	
		2710	Minerals,Other Than Crude	0.34
		8504	Electrical Transformers, Static Converters And Inductors	0.27
			Carboys, Bottles, Flasks... Ampoules, Etc; Stoppers, Lids..., Of	
		7010	Glass	0.20
		8502	Electric Generating Sets And Rotary Converters	0.16
		8431	Parts Suitable For Use With The Machinery Of 84.25 To 84.30	0.15
		3104	Mineral Or Chemical Fertilizers, Potassic	0.13
			Machine-Tools For Working Wood, Cork, Bone, Hard Rubber,	
		8465	Etc	0.10
		7326	Other Articles Of Iron Or Steel	0.03
		8706	Chassis Fitted With Engines	0.02
		3102	Mineral Or Chemical Fertilizers, Nitrogenous	0.02
			Instruments And Appliances Used In Medical, Surgical, Dental...	
		9018	Sciences	0.01
			Machines And Mechanical Appliances, Having Individual	
		8479	Functions, Nes	0.01
		8429	Self-Propelled Bulldozers, Angledozer, Graders, Levellers, Etc	0.01
		8403	Central Heating Boilers	0.01
			Motor Cars And Other Motor Vehicles For The Transport Of	
		8703	Persons	0.01
		8412	Other Engines And Motors	0.01
			Electro-Mechanical Tools For Working In The Hand, With	
		8508	Electric Motor	0.01
			Centrifuges; Filtering/Purifying Machinery... For Liquids Or	
		8421	Gases	0.00
	Burundi	2 digits		
		31	Fertilisers	2.28
		10	Cereals	0.71
		15	Animal/Veg Fats & Oil & Their Cleavage Products; Etc	0.13
		73	Articles Of Iron And Steel	0.11
		27	Mineral Fuels, Oils & Product Of Their Distillation; Etc	0.05
		87	Vehicles O/T Railw/Tranw Rool-Stock, Pts & Accessories	0.05
		36	Explosives; Pyrotechnic Prod; Matches; Pyro Alloy; Etc	0.03
		85	Electrical Mchy Equip Parts Thereof; Sound Recorder Etc	0.01
		28	Inorgn Chem; Compds Of Prec Met, Radioact Elements Etc	0.01
		94	Furniture; Bedding, Mattress, Matt Support, Cushion Etc	0.01
		84	Nuclear Reactors, Boilers, Mchy & Mech Appliance; Parts	0.00
		22	Beverages, Spirits And Vinegar	0.00
		56	Wadding, Felt & Nonwoven; Yarns; Twine, Cordage, Etc	0.00

Table 8a (Ctd): Intra-EAC Re-Exports of the major twenty products, 2010(US\$, million)

Partner states	Country of destination	Hs Level	Description of Goods	values
		82	Tool, Implement, Cutlery, Spoon & Fork, Of Base Met Etc	0.00
		25	Salt; Sulphur; Earth & Ston; Plastering Mat; Lime & Cem	0.00
		69	Ceramic Products	0.00
		61	Art Of Apparel & Clothing Access, Knitted Or Crocheted	0.00
		34	Soap, Organic Surface-Active Agents, Washing Prep, Etc	0.00
		64	Footwear, Gaiters And The Like; Parts Of Such Articles	0.00
		39	Plastics And Articles Thereof	0.00
		39	Plastics And Articles Thereof	0.00
		4 Digits		
		3103	Mineral Or Chemical Fertilizers, Phosphatic	1.34
		1001	Wheat And Meslin	0.71
		3102	Mineral Or Chemical Fertilizers, Nitrogenous	0.67
		3105	Mineral Or Chemical Fertilizers, Nes; Other Fertilizers; Goods =<10Kg	0.26
		1516	Animal Or Vegetable Fats And Oils And Fractions, Hydrogenated, Etc	0.13
		7323	Table, Kitchen Or Household Articles And Parts Thereof Of Iron Or Steel	0.11
		2710	Petroleum Oils And Oils Obtained From Bituminous Minerals,Other Than Crude	0.05
		8704	Motor Vehicles For The Transport Of Goods	0.05
		3602	Prepared Explosives	0.02
		3101	Animal Or Vegetable Fertilizers	0.01
		2815	Hydroxides And Peroxides Of Sodium Or Potassium	0.01
		8515	Soldering, Brazing, Welding And Hot Metal Spraying Machines/Apparatus	0.01
		9404	Mattress Supports; Articles Of Bedding, Sprung, Stuffed, Etc	0.00
		9403	Other Furniture And Parts Thereof	0.00
		8418	Refrigerators, Freezers, Etc; Heat Pumps (Excl. Air Conditioners)	0.00
		8511	Electrical Ignition/Starting Equipment For Internal Combustion Engines	0.00
		3605	Matches, Other Than Pyrotechnic Articles Of Heading No 3604	0.00
		2203	Beer Made From Malt	0.00
		8205	Hand Tools, Nes; Blow Lamps; Vices, Clamps, Etc; Anvils, Etc	0.00
		8711	Motocycles (Incl. Mopeds) And Cycles Fitted With An Auxiliary Motor	0.00
	Rwanda	2 digits		
		31	Fertilisers	28.89
		85	Electrical Mchy Equip Parts Thereof; Sound Recorder Etc	0.36
		11	Prod Mill Indust; Malt; Starches; Insulin; Wheat Gluten	0.07
		69	Ceramic Products	0.06
		73	Articles Of Iron And Steel	0.03
		36	Explosives; Pyrotechnic Prod; Matches; Pyro Alloy; Etc	0.02
		70	Glass And Glassware	0.02
		27	Mineral Fuels, Oils & Product Of Their Distillation; Etc	0.01
		86	Railw/Tramw Locom, Rolling-Stock & Parts Thereof; Etc	0.01
		84	Nuclear Reactors, Boilers, Mchy & Mech Appliance; Parts	0.01
		17	Sugars And Sugar Confectionery	0.00
		96	Miscellaneous Manufactured Articles	0.00
		52	Cotton	0.00
		83	Miscellaneous Articles Of Basee Metal	0.00
		72	Iron And Steel	0.00
		29	Organic Chemicals	0.00

Table 8a (Ctd): Intra-EAC Re-Exports of the major twenty products, 2010(US\$, million)

Partner states	Country of destination	Hs Level	Description of Goods	values
		4 Digits		
		3105	Mineral Or Chemical Fertilizers, Nes; Other Fertilizers; Goods =<10Kg	23.78
		3102	Mineral Or Chemical Fertilizers, Nitrogenous	5.11
		8517	Electrical Apparatus For Line Telephony Or Line Telegraphy	0.34
		1101	Wheat Or Meslin Flour	0.07
		6904	Ceramic Building Bricks, Flooring Blocks, Support Or Filler Tiles, Etc	0.06
		8542	Electronic Integrated Circuits And Microassemblies	0.03
		7308	Iron/Steel Structures And Parts Thereof; Plates, Rods... Therefor	0.03
		3602	Prepared Explosives	0.02
		7004	Drawn/Blown Glass, In Sheets, Not Otherwise Worked	0.02
		2710	Petroleum Oils And Oils Obtained From Bituminous Minerals,Other Than Crude	0.01
		8606	Railway Or Tramway Goods Vans And Wagons, Not Self-Propelled	0.01
		8474	Machinery For Sorting..., Agglomerating... Earth, Stone, Ores, Etc	0.01
		1704	Sugar Confectionery (Incl. White Chocolate), Not Containing Cocoa	0.00
		8424	Appliances For Spraying...Liquids/Powder; Fire Extinguishers, Etc	0.00
		7005	Float Glass And Surface Ground Or Polished Glass, In Sheets	0.00
		9617	Vacuum Flasks And Other Vacuum Vessels	0.00
		5210	Woven Cotton Fabrics With Man-Made Fibres And <85% Cotton, =<200G/M2	0.00
		8301	Padlocks And Locks, Clasps... Incorporating Locks, Keys Of Base Metal	0.00
		7203	Ferrous Products From Iron Ore, Etc, 99.94% Pure Iron, In Lumps...	0.00
		8431	Parts Suitable For Use With The Machinery Of 84.25 To 84.30	0.00

Table 8b: Intra-EAC Re-Exports of the major twenty products, 2011(US\$, million)

Partner states	Country of destination	Hs Level	Description of Goods	Values		
Uganda	Kenya	2 digits				
		70	Glass And Glassware	7.68		
		73	Articles Of Iron Or Steel	6.31		
		39	Plastics And Articles Thereof	4.71		
		84	Nuclear Reactors, Boilers, Mchy & Mech Appliance; Parts	3.71		
		87	Vehicles O/T Railw/Tramw Roll-Stock, Pts & Accessories	3.29		
		90	Optical, Photo, Cine, Meas, Checking, Precision, Etc	1.23		
		63	Other Made Up Textile Articles; Sets; Worn Clothing Etc	0.86		
		85	Electrical Mchy Equip Parts Thereof; Sound Recorder Etc	0.61		
		72	Iron And Steel	0.46		
		21	Miscellaneous Edible Preparations	0.39		
		64	Footwear, Gaiters And The Like; Parts Of Such Articles	0.33		
		48	Paper & Paperboard; Art Of Paper Pulp, Paper/Paperboard	0.27		
		34	Soap, Organic Surface-Active Agents, Washing Prep, Etc	0.26		
		33	Essential Oils & Resinoids; Perf, Cosmetic/Toilet Prep	0.15		
		31	Fertilisers	0.14		
		36	Explosives; Pyrotechnic Prod; Matches; Pyrop Alloy; Etc	0.13		
		13	Lac; Gums, Resins & Other Vegetable Saps & Extracts	0.13		
		27	Mineral Fuels, Oils & Product Of Their Distillation; Etc	0.12		
		94	Furniture; Bedding, Mattress, Matt Support, Cushion Etc	0.11		
		11	Prod Mill Indust; Malt; Starches; Inulin; Wheat Gluten	0.10		
				4 digits		
				7010	Carboys, Bottles, Flasks... Ampoules, Etc; Stoppers, Lids..., Of Glass	7.67
				7308	Iron/Steel Structures And Parts Thereof; Plates, Rods... Therefor	6.23
				3923	Articles For The Of Goods, Of Plastics; Stoppers, Etc, Of Plastics	4.60
				8703	Motor Cars And Other Motor Vehicles For The Transport Of Persons	1.67
				8431	Parts Suitable For Use With The Machinery Of 84.25 To 84.30	1.40
				9015	Surveying, Hydrographic, Oceanographic... Instruments/Appliances, Nes	1.08
				8701	Tractors (Excl. Tractors Of 87.09)	0.83
				8429	Self-Propelled Bulldozers, Angledozer, Graders, Levellers, Etc	0.61
				8471	Automatic Data Processing Machines...; Magnetic Readers..., Nes	0.41
				7216	Angles, Shapes And Sections Of Iron Or Non-Alloy Steel	0.41
				2106	Food Preparations Not Elsewhere Specified Or Included	0.39
		6405	Other Footwear, Nes	0.33		
		6309	Worn Clothing And Other Worn Articles	0.30		
		6304	Other Furnishing Articles, Nes (Excl. Of 94.04)	0.29		
		8704	Motor Vehicles For The Transport Of Goods	0.28		
		3401	Soap; Organic Surface-Active Products In Bars, Etc; Paper With Soap,Etc	0.26		
		8443	Printing Machinery; Machines For Uses Ancillary To Printing	0.22		
		4821	Paper Or Paperboard Labels Of All Kinds, Whether Or Not Printed	0.21		
		8430	Earth Moving... Machinery, Nes; Pile-Drvrs/Extractors; Snow-Ploughs	0.20		
		8410	Hydraulic Turbines, Water Wheels And Regulators Therefor	0.19		

Table 8b (Ctd): Intra-EAC Re-Exports of the major twenty products, 2011(US\$, million)

Partner states	Country of destination	Hs Level	Description of Goods	Values
	Tanzania	2 digits		
		84	Nuclear Reactors, Boilers, Mchy & Mech Appliance; Parts	6.49
		87	Vehicles O/T Railw/Tramw Roll-Stock, Pts & Accessories	2.91
		90	Optical, Photo, Cine, Meas, Checking, Precision, Etc	0.56
		85	Electrical Mchy Equip Parts Thereof; Sound Recorder Etc	0.25
		63	Other Made Up Textile Articles; Sets; Worn Clothing Etc	0.24
		27	Mineral Fuels, Oils & Product Of Their Distillation; Etc	0.22
		21	Miscellaneous Edible Preparations	0.11
		33	Essential Oils & Resinoids; Perf, Cosmetic/Toilet Prep	0.09
		73	Articles Of Iron Or Steel	0.08
		82	Tool, Implement, Cutlery, Spoon & Fork, Of Base Met Etc	0.08
		40	Rubber And Articles Thereof	0.06
		34	Soap, Organic Surface-Active Agents, Washing Prep, Etc	0.05
		36	Explosives; Pyrotechnic Prod; Matches; Pyrop Alloy; Etc	0.04
		64	Footwear, Gaiters And The Like; Parts Of Such Articles	0.03
		83	Miscellaneous Articles Of Basee Metal	0.03
		88	Aircraft, Spacecraft, And Parts Thereof	0.01
		94	Furniture; Bedding, Mattress, Matt Support, Cushion Etc	0.01
		25	Salt; Sulphur; Earth & Ston; Plastering Mat; Lime & Cem	0.01
		44	Wood And Articles Of Wood; Wood Charcoal	0.01
		61	Art Of Apparel & Clothing Access, Knitted Or Crocheted	0.01
		4 digits		
		8431	Parts Suitable For Use With The Machinery Of 84.25 To 84.30	1.95
		8703	Motor Cars And Other Motor Vehicles For The Transport Of Persons	1.22
		8704	Motor Vehicles For The Transport Of Goods	1.09
		8429	Self-Propelled Bulldozers, Angledozer, Graders, Levellers, Etc	0.94
		8474	Machinery For Sorting..., Agglomerating... Earth, Stone, Ores, Etc	0.67
		9015	Surveying, Hydrographic, Oceanographic... Instruments/Appliances, Nes	0.62
		8471	Automatic Data Processing Machines...; Magnetic Readers..., Nes	0.60
		8702	Public-Transport Type Passenger Motor Vehicles	0.57
		2710	Petroleum Oils, Etc, (Excl. Crude); Preparations Thereof, Nes	0.47
		8422	Dish Washing Machines; Machinery For Cleaning..., Filling..., Aerating	0.38
		8705	Special Purpose Motor Vehicles (Eg Crane, Fire-Fighting, Etc, Vehicles)	0.27
		8459	Machine-Tools For Drilling, Boring, Milling... By Removing Metal	0.25
		8443	Printing Machinery; Machines For Uses Ancillary To Printing	0.25
		6302	Bed Linen, Table Linen, Toilet Linen And Kitchen Linen	0.24
		8716	Trailers And Semi-Trailers; Other Vehicles, Not Mechanically Propelled	0.24
		2106	Food Preparations Not Elsewhere Specified Or Included	0.17
		8478	Machinery For Preparing Or Making Up Tobacco, Nes	0.17
		6309	Worn Clothing And Other Worn Articles	0.16
		8504	Electrical Transformers, Static Converters And Inductors	0.12

Table 8b (Ctd): Intra-EAC Re-Exports of the major twenty products, 2011(US\$, million)

Partner states	Country of destination	Hs Level	Description of Goods	Values
		8418	Refrigerators, Freezers, Etc; Heat Pumps (Excl. Air Conditioners)	0.11
	Rwanda	2 digits		
		72	Iron And Steel	4.93
		10	Cereals	3.28
		17	Sugars And Sugar Confectionery	2.69
		87	Vehicles O/T Railw/Tramw Roll-Stock, Pts & Accessories	2.03
		36	Explosives; Pyrotechnic Prod; Matches; Pyrop Alloy; Etc	1.74
		84	Nuclear Reactors, Boilers, Mchy & Mech Appliance; Parts	1.58
		34	Soap, Organic Surface-Active Agents, Washing Prep, Etc	1.23
		76	Aluminium And Articles Thereof	1.00
		49	Printed Books, Newspapers, Pictures & Other Product Etc	0.99
		15	Animal/Veg Fats & Oils & Their Cleavage Products; Etc	0.86
		11	Prod Mill Indust; Malt; Starches; Inulin; Wheat Gluten	0.76
		25	Salt; Sulphur; Earth & Ston; Plastering Mat; Lime & Cem	0.74
		27	Mineral Fuels, Oils & Product Of Their Distillation; Etc	0.72
		85	Electrical Mchy Equip Parts Thereof; Sound Recorder Etc	0.56
		39	Plastics And Articles Thereof	0.44
		40	Rubber And Articles Thereof	0.42
		48	Paper & Paperboard; Art Of Paper Pulp, Paper/Paperboard	0.40
		55	Man-Made Staple Fibres	0.36
		32	Tanning/Dyeing Extract; Tannins & Derivs; Pigm Etc	0.33
		22	Beverages, Spirits And Vinegar	0.29
		4 digits		
		1701	Cane Or Beet Sugar And Chemically Pure Sucrose, In Solid Form	2.64
		1001	Wheat And Meslin	2.36
		7208	Hot-Rolled Iron Or Non-Alloy Steel, >=600Mm Wide	1.84
		7210	Rolled Iron Or Non-Alloy Steel, >=600Mm Wide, Clad, Plated Or Coated	1.40
		3603	Safety Fuses; Detonating Fuses; Caps; Igniters; Electric Detonators	1.26
		7214	Iron/Steel Bars And Rods, Forged, Etc (Incl. Twisted), Uncoiled	1.16
		4901	Printed Books, Brochures, Leaflets And Similar Printed Matter	0.99
		7606	Aluminium Plates, Sheets And Strip, >0.2Mm Thick	0.98
		1006	Rice	0.93
		3402	Non-Soap Surface-Active Agents; Washing Preparations, Nes	0.92
		8704	Motor Vehicles For The Transport Of Goods	0.82
		8703	Motor Cars And Other Motor Vehicles For The Transport Of Persons	0.75
		1517	Margarine; Edible Preparations Of Animal Or Vegetable Fats Or Oils, Nes	0.72
		2501	Salt And Pure Sodium Chloride; Sea Water	0.69
		2710	Petroleum Oils, Etc, (Excl. Crude); Preparations Thereof, Nes	0.64
		8429	Self-Propelled Bulldozers, Angledozer, Graders, Levellers, Etc	0.53
		7213	Iron/Steel Bars And Rods, Hot-Rolled, In Irregularly Wound Coils	0.53
		3602	Prepared Explosives, (Excl. Propellant Powders)	0.42
		4011	New Pneumatic Tyres, Of Rubber	0.42

Table 8b (Ctd): Intra-EAC Re-Exports of the major twenty products, 2011(US\$, million)

Partner states	Country of destination	Hs Level	Description of Goods	Values
		1101	Wheat Or Meslin Flour	0.33
	Burundi	2 digits		
		87	Vehicles O/T Railw/Tramw Roll-Stock, Pts & Accessories	0.86
		72	Iron And Steel	0.71
		84	Nuclear Reactors, Boilers, Mchy & Mech Appliance; Parts	0.68
		55	Man-Made Staple Fibres	0.63
		33	Essential Oils & Resinoids; Perf, Cosmetic/Toilet Prep	0.54
		27	Mineral Fuels, Oils & Product Of Their Distillation; Etc	0.32
		12	Oil Seed, Oleagi Fruits; Miscell Grain, Seed, Fruit Etc	0.27
		21	Miscellaneous Edible Preparations	0.24
		10	Cereals	0.21
		52	Cotton	0.18
		22	Beverages, Spirits And Vinegar	0.15
		85	Electrical Mchy Equip Parts Thereof; Sound Recorder Etc	0.13
		48	Paper & Paperboard; Art Of Paper Pulp, Paper/Paperboard	0.13
		63	Other Made Up Textile Articles; Sets; Worn Clothing Etc	0.13
		39	Plastics And Articles Thereof	0.11
		36	Explosives; Pyrotechnic Prod; Matches; Pyrop Alloy; Etc	0.11
		90	Optical, Photo, Cine, Meas, Checking, Precision, Etc	0.10
		73	Articles Of Iron Or Steel	0.08
		04	Dairy Prod; Birds' Eggs; Natural Honey; Edible Prod Nes	0.06
		64	Footwear, Gaiters And The Like; Parts Of Such Articles	0.06
		4 digits		
		7214	Iron/Steel Bars And Rods, Forged, Etc (Incl. Twisted), Uncoiled	0.63
		3306	Preparations For Oral Or Dental Hygiene (Incl. Denture Fixative)	0.44
		8704	Motor Vehicles For The Transport Of Goods	0.43
		8703	Motor Cars And Other Motor Vehicles For The Transport Of Persons	0.34
		5512	Woven Fabrics Of >=85% Synthetic Staple Fibres	0.33
		2712	Petroleum Jelly; Paraffin Wax... And Other Mineral Waxes, Etc	0.30
		1208	Flours And Meals Of Oil Seeds Or Oleaginous Fruits (Excl. Mustard)	0.27
		8474	Machinery For Sorting..., Agglomerating... Earth, Stone, Ores, Etc	0.20
		1006	Rice	0.20
		5513	Woven Fabrics, <85% Synthetic Staple Fibres, With Cotton, =<170G/M2	0.18
		2106	Food Preparations Not Elsewhere Specified Or Included	0.16
		5208	Woven Fabrics Of Cotton, With >=85% Cotton, But <200G/M2	0.14
		5514	Woven Fabrics, <85% Synthetic Fibres, Mixed With Cotton, >170G/M2	0.13
		3605	Matches (Excl.Pyrotechnic Articles Of 36.04)	0.11
		9026	Instruments/Apparatus For Measuring The Flow... Of Liquid Or Gases, Nes	0.10
		4802	Uncoated Paper..., For Writing... In Rolls Or Sheets; Hand-Made Paper...	0.10
		8478	Machinery For Preparing Or Making Up Tobacco, Nes	0.10
		8437	Machines For Cleaning... Seed...; Milling... Machinery	0.09
		8502	Electric Generating Sets And Rotary Converters	0.08

Table 8b (Ctd): Intra-EAC Re-Exports of the major twenty products, 2011(US\$, million)

Partner states	Country of destination	Hs Level	Description of Goods	Values	
Rwanda	Kenya	2103	Sauces And Sauce Preparations; Mixed Condiments And Seasonings; Mustard	0.07	
		2 digits			
		27	Mineral fuels, mineral oils and products of their distillation;bituminous substances; mineral waxes	3.35	
		90	Optical, photographic,cinematographic, measuring, checking,precision, medical or surgical instrumentsand apparatus; parts and accessories thereof	0.70	
		84	Nuclear reactors, boilers, machineryand mechanical appliances; parts thereof	0.28	
		87	Vehicles other than railway or tramway rolling?stock,and parts and accessories thereof	0.24	
		39	Plastics and articles thereof	0.19	
		44	Wood and articles of wood; wood charcoal	0.05	
		85	Electrical machinery and equipment and parts thereof;sound recorders and reproducers,television image and sound recorders and reproducers, andparts and accessories of such articles	0.03	
		70	Ceramic products	0.03	
		30	Pharmaceutical products	0.00	
		67	Prepared feathers and down and articles made of feathers or of down;artificial flowers; articles of human hair	0.00	
		82	Tools, implements, cutlery, spoons and forks, of base metal;parts thereof of base metal	0.00	
		08	Edible fruit and nuts; peel of citrus fruit or melons	0.00	
		92	Musical instruments;parts and accessories of such articles	0.00	
		76	Aluminium and articles thereof	0.00	
		49	Printed books, newspapers, pictures and other products of the printing industry; manuscripts, typescripts and plans	0.00	
		73	Articles of iron or steel	0.00	
		32	Tanning or dyeing extracts; tannins and their derivatives; dyes,pigments and other colouring matter;paints and varnishes; putty and other mastics; inks	0.00	
		52	Cotton	0.00	
		21	Miscellaneous edible preparations	0.00	
		63	Other made up textile articles; sets;worn clothing and worn textile articles; rags	0.00	
		4 digits			
		2710	Petroleum oils and oils obtained from bituminous minerals, other than crude; preparation	3.35	
		9015	Surveying (including photogrammetrical surveying), hydrographic, oceanographic, hydrolog	0.68	
		8426	Ships' derricks; cranes, including cable cranes; mobile lifting frames, straddle carrier	0.22	
		3923	Articles for the conveyance or packing of goods, of plastics; stoppers, lids, caps and o	0.18	
		8704	Motor vehicles for the transport of goods.	0.18	
		4415	Packing cases, boxes, crates, drums and similar packings, of wood; cable-drums of wood;	0.05	
		8410	Hydraulic turbines, water wheels, and regulators therefor.	0.03	
		8705	Special purpose motor vehicles, other than those principally designed for the transport	0.03	
		7010	Carboys, bottles, flasks, jars, pots, phials, ampoules and other containers, of glass, o	0.03	

Table 8b (Ctd): Intra-EAC Re-Exports of the major twenty products, 2011(US\$, million)

Partner states	Country of destination	Hs Level	Description of Goods	Values
		8431	Parts suitable for use solely or principally with the machinery of headings 84.25 to 84.	0.02
		8703	Motor cars and other motor vehicles principally designed for the transport of persons (o	0.02
		8502	Electric generating sets and rotary converters.	0.02
		8708	Parts and accessories of the motor vehicles of headings 87.01 to 87.05.	0.01
		9030	Oscilloscopes, spectrum analysers and other instruments and apparatus for measuring or c	0.01
		8519	Turntables (record-decks), record-players, cassette-players and other sound reproducing	0.01
		9005	Binoculars, monoculars, other optical telescopes, and mountings therefor; other astronom	0.01
		8521	Video recording or reproducing apparatus, whether or not incorporating a video tuner.	0.01
		9025	Hydrometers and similar floating instruments, thermometers, pyrometers, barometers, hydr	0.01
		3004	Medicaments (excluding goods of heading 30.02, 30.05 or 30.06) consisting of mixed or un	0.00
		6704	Wigs, false beards, eyebrows and eyelashes, switches and the like, of human or animal ha	0.00
	Tanzania	2 digits		
		84	Nuclear reactors, boilers, machinery and mechanical appliances; parts thereof	0.14
		41	Raw hides and skins (other than furskins) and leather	0.07
		10	Cereals	0.06
		87	Vehicles other than railway or tramway rolling stock, and parts and accessories thereof	0.05
		45	Cork and articles of cork	0.03
		31	Fertilisers	0.03
		63	Other made up textile articles; sets; worn clothing and worn textile articles; rags	0.01
		82	Tools, implements, cutlery, spoons and forks, of base metal; parts thereof of base metal	0.01
		85	Electrical machinery and equipment and parts thereof; sound recorders and reproducers, television image and sound recorders and reproducers, and parts and accessories of such articles	0.00
		73	Articles of iron or steel	0.00
		83	Miscellaneous articles of base metal	0.00
		76	Aluminium and articles thereof	0.00
		11	Products of the milling industry; malt; starches; inulin; wheat gluten	0.00
		90	Optical, photographic, cinematographic, measuring, checking, precision, medical or surgical instruments and apparatus; parts and accessories thereof	0.00
		56	Wadding, felt and nonwovens; special yarns; twine, cordage, ropes and cables and articles thereof	0.00
		96	Miscellaneous manufactured articles	0.00
		74	Copper and articles thereof	0.00
		07	Edible vegetables and certain roots and tubers	0.00
		72	Iron and steel	0.00
		20	Preparations of vegetables, fruit, nuts or other parts of plants	0.00

Table 8b (Ctd): Intra-EAC Re-Exports of the major twenty products, 2011(US\$, million)

Partner states	Country of destination	Hs Level	Description of Goods	Values
		4 digits		
		8426	Ships' derricks; cranes, including cable cranes; mobile lifting frames, straddle carrier	0.08
		4101	Raw hides and skins of bovine (including buffalo) or equine animals (fresh, or salted, d	0.07
		1006	Rice.	0.06
		8703	Motor cars and other motor vehicles principally designed for the transport of persons (o	0.05
		4503	Articles of natural cork.	0.03
		3105	Mineral or chemical fertilisers containing two or three of the fertilising elements nitr	0.03
		8479	Machines and mechanical appliances having individual functions, not specified or include	0.03
		8429	Self-propelled bulldozers, angledozers, graders, levellers, scrapers, mechanical shovels	0.02
		6305	Sacks and bags, of a kind used for the packing of goods.	0.01
		8414	Air or vacuum pumps, air or other gas compressors and fans; ventilating or recycling hoo	0.01
		8437	Machines for cleaning, sorting or grading seed, grain or dried leguminous vegetables; ma	0.01
		8430	Other moving, grading, levelling, scraping, excavating, tamping, compacting, extracting	0.00
		8544	Insulated (including enamelled or anodised) wire, cable (including co-axial cable) and o	0.00
		8205	Hand tools (including glaziers' diamonds), not elsewhere specified or included; blow lam	0.00
		8301	Padlocks and locks (key, combination or electrically operated), of base metal; clasps an	0.00
		7315	Chain and parts thereof, of iron or steel.	0.00
		8207	Interchangeable tools for hand tools, whether or not power-operated, or for machine-tool	0.00
		8515	Electric (including electrically heated gas), laser or other light or photon beam, ultra	0.00
		8467	Tools for working in the hand, pneumatic, hydraulic or with self-contained electric or n	0.00
		8203	Files, rasps, pliers (including cutting pliers), pincers, tweezers, metal cutting shears	0.00
	Uganda	2 digits		
		27	Mineral fuels, mineral oils and products of their distillation;bituminous substances; mineral waxes	1.16
		84	Nuclear reactors, boilers, machineryand mechanical appliances; parts thereof	0.26
		87	Vehicles other than railway or tramway rolling?stock,and parts and accessories thereof	0.25
		39	Plastics and articles thereof	0.03
		41	Raw hides and skins (other than furskins) and leather	0.03
		85	Electrical machinery and equipment and parts thereof;sound recorders and reproducers,television image and sound recorders and reproducers, andparts and accessories of such articles	0.02
		72	Iron and steel	0.01
		90	Optical, photographic,cinematographic, measuring, checking,precision, medical or surgical instrumentsand apparatus; parts and accessories thereof	0.01
		92	Musical instruments;parts and accessories of such articles	0.01

Table 8b (Ctd): Intra-EAC Re-Exports of the major twenty products, 2011(US\$, million)

Partner states	Country of destination	Hs Level	Description of Goods	Values
		70	Ceramic products	0.01
		20	Preparations of vegetables, fruit, nuts or other parts of plants	0.00
		73	Articles of iron or steel	0.00
		07	Edible vegetables and certain roots and tubers	0.00
		11	Products of the milling industry; malt; starches; inulin; wheat gluten	0.00
		94	Furniture; bedding, mattresses, mattress supports, cushions and similar stuffed furnishings; lamps and lighting fittings, not elsewhere specified or included; illuminated signs, illuminated name-plates and the like	0.00
		86	Railway or tramway locomotives, rolling-stock and parts thereof; railway or tramway track fixtures and fittings and parts thereof; mechanical (including electro-mechanical) traffic signalling equipment of all kind	0.00
		33	Essential oils and resinoids; perfumery, cosmetic or toilet preparations	0.00
		17	Sugars and sugar confectionery	0.00
		49	Printed books, newspapers, pictures and other products of the printing industry; manuscripts, typescripts and plans	0.00
		82	Tools, implements, cutlery, spoons and forks, of base metal; parts thereof of base metal	0.00
		4 digits		
		2710	Petroleum oils and oils obtained from bituminous minerals, other than crude; preparation	1.16
		8703	Motor cars and other motor vehicles principally designed for the transport of persons (other than motor cycles)	0.16
		8429	Self-propelled bulldozers, angledozers, graders, levellers, scrapers, mechanical shovels	0.15
		8431	Parts suitable for use solely or principally with the machinery of headings 84.25 to 84.43	0.10
		8704	Motor vehicles for the transport of goods.	0.09
		3923	Articles for the conveyance or packing of goods, of plastics; stoppers, lids, caps and other closures	0.03
		4101	Raw hides and skins of bovine (including buffalo) or equine animals (fresh, or salted, or otherwise prepared)	0.03
		7210	Flat-rolled products of iron or non-alloy steel, of a width of 600 mm or more, clad, plated or coated	0.01
		9027	Instruments and apparatus for physical or chemical analysis (for example, polarimeters, refractometers, spectrometers, ultraviolet, infrared, gas analyzers, calorimeters and similar instruments)	0.01
		8502	Electric generating sets and rotary converters.	0.01
		7013	Glassware of a kind used for table, kitchen, toilet, office, indoor decoration or similar purposes	0.01
		9209	Parts (for example, mechanisms for musical boxes) and accessories (for example, cards, discs, tapes, reels) for musical instruments, other than instruments of heading 92.01	0.01
		8518	Microphones and stands therefor; loudspeakers, whether or not mounted in their enclosure	0.01
		8414	Air or vacuum pumps, air or other gas compressors and fans; ventilating or recycling hood	0.00
		9207	Musical instruments, the sound of which is produced, or must be amplified, electrically	0.00
		2009	Fruit juices (including grape must) and vegetable juices, unfermented and not containing alcohol	0.00
		8504	Electrical transformers, static converters (for example, rectifiers) and inductors.	0.00

Table 8b (Ctd): Intra-EAC Re-Exports of the major twenty products, 2011(US\$, million)

Partner states	Country of destination	Hs Level	Description of Goods	Values
		8527	Reception apparatus for radio-telephony, radio-telegraphy or radio-broadcasting, whether	0.00
		7320	Springs and leaves for springs, of iron or steel.	0.00
		0714	Manioc, arrowroot, salep, Jerusalem artichokes, sweet potatoes and similar roots and tub	0.00
	Burundi	2 digits		
		87	Vehicles other than railway or tramway rolling stock, and parts and accessories thereof	2.60
		11	Products of the milling industry; malt; starches; inulin; wheat gluten	0.13
		27	Mineral fuels, mineral oils and products of their distillation; bituminous substances; mineral waxes	0.07
		84	Nuclear reactors, boilers, machinery and mechanical appliances; parts thereof	0.06
		72	Iron and steel	0.04
		19	Preparations of cereals, flour, starch or milk; pastrycooks' products	0.01
		76	Aluminium and articles thereof	0.01
		90	Optical, photographic, cinematographic, measuring, checking, precision, medical or surgical instruments and apparatus; parts and accessories thereof	0.01
		85	Electrical machinery and equipment and parts thereof; sound recorders and reproducers, television image and sound recorders and reproducers, and parts and accessories of such articles	0.01
		63	Other made up textile articles; sets; worn clothing and worn textile articles; rags	0.00
		22	Beverages, spirits and vinegar	0.00
		17	Sugars and sugar confectionery	0.00
		74	Copper and articles thereof	0.00
		39	Plastics and articles thereof	0.00
		94	Furniture; bedding, mattresses, mattress supports, cushions and similar stuffed furnishings; lamps and lighting fittings, not elsewhere specified or included; illuminated signs, illuminated name-plates and the like	0.00
		83	Miscellaneous articles of base metal	0.00
		82	Tools, implements, cutlery, spoons and forks, of base metal; parts thereof of base metal	0.00
		07	Edible vegetables and certain roots and tubers	0.00
		64	Footwear, gaiters and the like; parts of such articles	0.00
		33	Essential oils and resinoids; perfumery, cosmetic or toilet preparations	0.00
		4 digits		
		8703	Motor cars and other motor vehicles principally designed for the transport of persons (other than motor cycles)	2.15
		8704	Motor vehicles for the transport of goods.	0.36
		1107	Malt, whether or not roasted.	0.13
		8702	Motor vehicles for the transport of ten or more persons, including the driver.	0.07
		2710	Petroleum oils and oils obtained from bituminous minerals, other than crude; preparation	0.07
		8450	Household or laundry-type washing machines, including machines which both wash and dry.	0.05
		7214	Other bars and rods of iron or non-alloy steel, not further worked than forged, hot-rolled	0.04

Table 8b (Ctd): Intra-EAC Re-Exports of the major twenty products, 2011(US\$, million)

Partner states	Country of destination	Hs Level	Description of Goods	Values
		8711	Motorcycles (including mopeds) and cycles fitted with an auxiliary motor, with or without	0.02
		8418	Refrigerators, freezers and other refrigerating or freezing equipment, electric or other	0.01
		1905	Bread, pastry, cakes, biscuits and other bakers' wares, whether or not containing cocoa;	0.01
		7614	Stranded wire, cables, plaited bands and the like, of aluminium, not electrically insula	0.01
		9023	Instruments, apparatus and models, designed for demonstrational purposes (for example, i	0.01
		6309	Worn clothing and other worn articles.	0.00
		2204	Wine of fresh grapes, including fortified wines; grape must other than that of heading 2	0.00
		8528	Reception apparatus for television, whether or not incorporating radio-broadcast receive	0.00
		1701	Cane or beet sugar and chemically pure sucrose, in solid form.	0.00
		7413	Stranded wire, cables, plaited bands and the like, of copper, not electrically insulated	0.00
		3917	Tubes, pipes and hoses, and fittings therefor (for example, joints, elbows, flanges), of	0.00
		8502	Electric generating sets and rotary converters.	0.00
		8515	Electric (including electrically heated gas), laser or other light or photon beam, ultra	0.00
Kenya	Uganda	2 digits		
		27	Mineral fuels, mineral oils and products of their	53.29
		87	Vehicles other than railway or tramway rolling-sto	12.15
		31	Fertilisers.	11.03
		84	Nuclear reactors, boilers, machinery and mechanica	8.29
		39	Plastics and articles thereof.	5.47
		85	Electrical machinery and equipment and parts there	3.26
		28	Inorganic chemicals; organic or inorganic compound	2.51
		10	Cereals.	2.34
		29	Organic chemicals.	1.39
		36	Explosives; pyrotechnic products; matches; pyropho	1.38
		34	Soap, organic surface-active agents, washing prepa	1.29
		38	Miscellaneous chemical products.	1.16
		90	Optical, photographic, cinematographic, measuring,	1.03
		72	Iron and steel.	0.88
		33	Essential oils and resinoids; perfumery, cosmetic	0.87
		64	Footwear, gaiters and the like; parts of such arti	0.74
		22	Beverages, spirits and vinegar.	0.43
		32	Tanning or dyeing extracts; tannins and their deri	0.37
		48	Paper and paperboard; articles of paper pulp, of p	0.34
		12	Oil seeds and oleaginous fruits; miscellaneous gra	0.25
		4 digits		
		2710	Petroleum oils and oils obtained from bituminous m	45.32
		3102	Mineral or chemical fertilizers, nitrogenous	6.69
		8701	Tractors (excl. Tractors of 87.09)	5.01
		2701	Coal; briquettes, ovoids and similar solid fuels m	4.93
		3907	Polyethers and epoxide resins; polyesters, in prim	4.41
		8703	Motor cars and other motor vehicles for the transp	4.28
		8471	Automatic data processing machines...; magnetic re	2.99
		2711	Petroleum gases and other gaseous hydrocarbons	2.88

Table 8b (Ctd): Intra-EAC Re-Exports of the major twenty products, 2011(US\$, million)

Partner states	Country of destination	Hs Level	Description of Goods	Values
		3105	Mineral or chemical fertilizers, nes; other fertil	2.86
		1005	Maize(corn)	2.34
		8704	Motor vehicles for the transport of goods	1.56
		3602	Prepared explosives	1.38
		3103	Mineral or chemical fertilizers, phosphatic	1.34
		2834	Nitrites; nitrates	1.20
		8517	Electrical apparatus for line telephony or line te	1.07
		8443	Printing machinery; machines for uses ancillary to	1.05
		7213	Iron/steel bars and rods, hot-rolled, in irregular	0.80
		3306	Preparations for oral or dental hygiene (incl. Den	0.75
		9015	Surveying, hydrographic, oceanographic... Instrume	0.73
		3808	Insecticides, rodenticides... And similar products	0.70
	Tanzania	2 digits		
		84	Nuclear reactors, boilers, machinery and mechanica	6.87
		87	Vehicles other than railway or tramway rolling-sto	6.03
		85	Electrical machinery and equipment and parts there	2.39
		27	Mineral fuels, mineral oils and products of their	1.63
		38	Miscellaneous chemical products.	1.49
		28	Inorganic chemicals; organic or inorganic compound	1.18
		39	Plastics and articles thereof.	0.83
		29	Organic chemicals.	0.47
		32	Tanning or dyeing extracts; tannins and their deri	0.45
		17	Sugars and sugar confectionery.	0.35
		30	Pharmaceutical products.	0.32
		31	Fertilisers.	0.31
		76	Aluminium and articles thereof.	0.23
		48	Paper and paperboard; articles of paper pulp, of p	0.20
		73	Articles of iron or steel.	0.20
		21	Miscellaneous edible preparations.	0.15
		70	Glass and glassware.	0.11
		40	Rubber and articles thereof.	0.11
		34	Soap, organic surface-active agents, washing prepa	0.10
		90	Optical, photographic, cinematographic, measuring,	0.07
		4 digits		
		8701	Tractors (excl. Tractors of 87.09)	3.34
		8471	Automatic data processing machines...; magnetic re	2.00
		2710	Petroleum oils and oils obtained from bituminous m	1.51
		3808	Insecticides, rodenticides... And similar products	1.24
		8443	Printing machinery; machines for uses ancillary to	1.03
		8704	Motor vehicles for the transport of goods	0.99
		8429	Self-propelled bulldozers, angledozers, graders, l	0.92
		8703	Motor cars and other motor vehicles for the transp	0.83
		8504	Electrical transformers, static converters and ind	0.79
		8413	Pumps for liquids; liquid elevators	0.59
		8479	Machines and mechanical appliances, having individ	0.57
		8716	Trailers and semi-trailers; other vehicles, not ma	0.54
		8502	Electric generating sets and rotary converters	0.46
		3907	Polyethers and epoxide resins; polyesters, in prim	0.46
		8430	Earth moving... Machinery, nes; pile-drivers/extrac	0.45
		2805	Alkali or alkaline-earth metals; rare-earth metals	0.40
		2834	Nitrites; nitrates	0.36
		8422	Dish washing machines; machinery for cleaning...,	0.35
		8517	Electrical apparatus for line telephony or line te	0.34
		3204	Synthetic organic colouring matter and preparation	0.27

Table 8b (Ctd): Intra-EAC Re-Exports of the major twenty products, 2011(US\$, million)

Partner states	Country of destination	Hs Level	Description of Goods	Values
	Rwanda	2 Digits		
		27	Mineral fuels, mineral oils and products of their	5.43
		84	Nuclear reactors, boilers, machinery and mechanica	1.60
		85	Electrical machinery and equipment and parts there	0.87
		87	Vehicles other than railway or tramway rolling-sto	0.53
		70	Glass and glassware.	0.31
		39	Plastics and articles thereof.	0.25
		33	Essential oils and resinoids; perfumery, cosmetic	0.18
		48	Paper and paperboard; articles of paper pulp, of p	0.17
		73	Articles of iron or steel.	0.15
		40	Rubber and articles thereof.	0.14
		22	Beverages, spirits and vinegar.	0.12
		38	Miscellaneous chemical products.	0.11
		94	Furniture; bedding, mattresses, mattress supports,	0.09
		49	Printed books, newspapers, pictures and other prod	0.08
		34	Soap, organic surface-active agents, washing prepa	0.08
		32	Tanning or dyeing extracts; tannins and their deri	0.08
		28	Inorganic chemicals; organic or inorganic compound	0.07
		63	Other made up textile articles; sets; worn clothin	0.06
		72	Iron and steel.	0.05
		96	Miscellaneous manufactured articles.	0.05
		4 digits		
		2710	Petroleum oils and oils obtained from bituminous m	5.01
		8471	Automatic data processing machines...; magnetic re	0.56
		2711	Petroleum gases and other gaseous hydrocarbons	0.41
		8517	Electrical apparatus for line telephony or line te	0.31
		8429	Self-propelled bulldozers, angledozers, graders, l	0.30
		7005	Float glass and surface ground or polished glass,	0.29
		8704	Motor vehicles for the transport of goods	0.26
		8701	Tractors (excl. Tractors of 87.09)	0.17
		8418	Refrigerators, freezers, etc; heat pumps (excl. Ai	0.15
		8472	Other office machines (incl. Hectograph... Duplica	0.15
		4011	New pneumatic tyres, of rubber	0.14
		3306	Preparations for oral or dental hygiene (incl. Den	0.13
		8413	Pumps for liquids; liquid elevators	0.12
		8502	Electric generating sets and rotary converters	0.10
		4802	Uncoated paper..., for writing... In rolls or shee	0.10
		3907	Polyethers and epoxide resins; polyesters, in prim	0.09
		4901	Printed books, brochures, leaflets and similar pri	0.08
		8507	Electric accumulators (incl. Separators therefor)	0.08
		8504	Electrical transformers, static converters and ind	0.08
		8432	Machinery for soil preparation/cultivation; lawn/s	0.07
	Burundi	2 digits		
		27	Mineral fuels, mineral oils and products of their	0.82
		84	Nuclear reactors, boilers, machinery and mechanica	0.73
		22	Beverages, spirits and vinegar.	0.69
		85	Electrical machinery and equipment and parts there	0.36
		31	Fertilisers.	0.09
		15	Animal or vegetable fats and oils and their cleava	0.05
		73	Articles of iron or steel.	0.05
		21	Miscellaneous edible preparations.	0.04
		72	Iron and steel.	0.03
		87	Vehicles other than railway or tramway rolling-sto	0.02
		90	Optical, photographic, cinematographic, measuring,	0.01

Table 8b (Ctd): Intra-EAC Re-Exports of the major twenty products, 2011(US\$, million)

Partner states	Country of destination	Hs Level	Description of Goods	Values
		28	Inorganic chemicals; organic or inorganic compound	0.01
		32	Tanning or dyeing extracts; tannins and their deri	0.01
		39	Plastics and articles thereof.	0.00
		64	Footwear, gaiters and the like; parts of such arti	0.00
		38	Miscellaneous chemical products.	0.00
		95	Toys, games and sports requisites; parts and acces	0.00
		44	Wood and articles of wood; wood charcoal.	0.00
		76	Aluminium and articles thereof.	0.00
		34	Soap, organic surface-active agents, washing prepa	0.00
		4 digits		
		2204	Wine of fresh grapes, (incl. Fortified wines); oth	0.55
		2711	Petroleum gases and other gaseous hydrocarbons	0.40
		2710	Petroleum oils and oils obtained from bituminous m	0.40
		8429	Self-propelled bulldozers, angledozers, graders, l	0.27
		8517	Electrical apparatus for line telephony or line te	0.17
		8502	Electric generating sets and rotary converters	0.15
		2208	Undenatured ethyl alcohol of an alcoholic strength	0.13
		8436	Other agricultural... Forestry machinery; poultry	0.12
		8471	Automatic data processing machines...; magnetic re	0.12
		3104	Mineral or chemical fertilizers, potassic	0.09
		8415	Air conditioning machines	0.06
		1511	Palm oil and its fractions wheather or not refined	0.05
		8443	Printing machinery; machines for uses ancillary to	0.05
		7311	Containers for compressed or liquified gas, of iro	0.05
		8413	Pumps for liquids; liquid elevators	0.04
		2106	Food preparations not elsewhere specified or inclu	0.04
		7213	Iron/steel bars androds, hot-rolled, in irregularl	0.03
		8430	Earth moving... Machinery, nes; pile-drivers/extrac	0.03
		2713	Petroleum coke, bitumen and other residues of petr	0.02
		8703	Motor cars and other motor vehicles for the transp	0.02
Tanzania	Kenya	2 digits		
		84	Nuclear Reactors, Boilers, Mchy & Mech Appliance; Parts	1.87
		87	Vehicles O/T Railw/Tranw Rool-Stock, Pts & Accessories	0.71
		63	Other Made Up Textile Articles; Sets; Worn Clothing Etc	0.48
		85	Electrical Mchy Equip Parts Thereof; Sound Recorder Etc	0.22
		73	Articles Of Iron And Steel	0.21
		76	Aluminium And Articles Thereof	0.16
		64	Footwear, Gaiters And The Like; Parts Of Such Articles	0.10
		90	Optical, Photo, Cine, Meas, Checking, Precision, Etc	0.08
		04	Dairy Prod; Birds' Eggs; Natural Honey; Edible Prod Nes	0.07
		20	Prep Of Vegetable, Fruit, Nuts Or Other Parts Of Plants	0.04
		10	Cereals	0.04
		36	Explosives; Pyrotechnic Prod; Matches; Pyro Alloy; Etc	0.03
		39	Plastics And Articles Thereof	0.03
		94	Furniture; Bedding, Mattress, Matt Support, Cushion Etc	0.02

Table 8b (Ctd): Intra-EAC Re-Exports of the major twenty products, 2011(US\$, million)

Partner states	Country of destination	Hs Level	Description of Goods	Values
		38	Miscellaneous Chemical Products	0.02
		27	Mineral Fuels, Oils & Product Of Their Distillation; Etc	0.01
		95	Toys, Games & Sports Requisites; Parts & Access Thereof	0.01
		97	Works Of Art, Collectors' Pieces And Antiques	0.00
		92	Musical Instruments; Parts And Access Of Such Articles	0.00
		83	Miscellaneous Articles Of Basee Metal	0.00
		4 digits		
		8426	Derricks; Cranes; Mobile Lifting Frames... Trucks Fitted With A Crane	1.37
		6306	Tarpaulins, Etc; Tents; Sails; Camping Equipment	0.32
		8705	Special Purpose Motor Vehicles (Eg Crane, Fire-Fighting, Etc, Vehicles)	0.24
		8425	Pulley Tackle And Hoists; Winches And Capstans; Jacks	0.22
		7310	Tanks, Casks, Drums, Cans... (Excl. For Gas) Of Iron Or Steel, <300 L	0.20
		8703	Motor Cars And Other Motor Vehicles For The Transport Of Persons	0.16
		7615	Table, Kitchen, Household And Sanitary Articles... Of Aluminium	0.16
		6301	Blanketsand Travelling Rugs	0.16
		8716	Trailers And Semi-Trailers; Other Vehicles, Not Mechanically Propelled	0.14
		8429	Self-Propelled Bulldozers, Angledozer, Graders, Levellers, Etc	0.10
		8702	Public-Transport Type Passenger Motor Vehicles	0.10
		8471	Automatic Data Processing Machines...; Magnetic Readers..., Nes	0.09
		8504	Electrical Transformers, Static Converters And Inductors	0.08
		0402	Milk And Cream, Concentrated Or Sweetened	0.07
		8704	Motor Vehicles For The Transport Of Goods	0.06
		6402	Other Footwear With Outer Soles And Uppers Of Rubber Or Plastics	0.05
		8502	Electric Generating Sets And Rotary Converters	0.05
		9007	Cinematographic Cameras And Projectors	0.04
		2009	Fruit Juices (Incl. Grape Must) And Vegetable Juices, Unfermented	0.04
		1005	Maize(Corn)	0.04
	Uganda	2 digits		
		10	Cereals	4.19
		31	Fertilisers	1.84
		84	Nuclear Reactors, Boilers, Mchy & Mech Appliance; Parts	1.65

Table 8b (Ctd): Intra-EAC Re-Exports of the major twenty products, 2011(US\$, million)

Partner states	Country of destination	Hs Level	Description of Goods	Values
		39	Plastics And Articles Thereof	0.19
		87	Vehicles O/T Railw/Tranw Rool-Stock, Pts & Accessories	0.18
		27	Mineral Fuels, Oils & Product Of Their Distillation; Etc	0.18
		85	Electrical Mchy Equip Parts Thereof; Sound Recorder Etc	0.09
		19	Prep Of Cereal, Flour, Starch/Milk; Pastrycooks' Prod	0.01
		90	Optical, Photo, Cine, Meas, Checking, Precision, Etc	0.01
		22	Beverages, Spirits And Vinegar	0.01
		08	Edible Fruit And Nuts; Peel Of Citrus Fruit Or Melons	0.01
		01	Live Animals	0.00
		83	Miscellaneous Articles Of Basee Metal	0.00
		04	Dairy Prod; Birds' Eggs; Natural Honey; Edible Prod Nes	0.00
		94	Furniture; Bedding, Mattress, Matt Support, Cushion Etc	0.00
		73	Articles Of Iron And Steel	0.00
		63	Other Made Up Textile Articles; Sets; Worn Clothing Etc	0.00
		30	Pharmaceutical Products	0.00
		49	Printed Books, Newspapers, Pictures & Other Product Etc	0.00
		82	Tool, Implement, Cutlery, Spoon & Fork, Of Base Met Etc	0.00
		4 digits		
		1001	Wheat And Meslin	4.19
		8429	Self-Propelled Bulldozers, Angledozer, Graders, Levellers, Etc	0.95
		8474	Machinery For Sorting..., Agglomerating... Earth, Stone, Ores, Etc	0.70
		3104	Mineral Or Chemical Fertilizers, Potassic	0.70
		3103	Mineral Or Chemical Fertilizers, Phosphatic	0.47
		3102	Mineral Or Chemical Fertilizers, Nitrogenous	0.39
		3105	Mineral Or Chemical Fertilizers, Nes; Other Fertilizers; Goods =<10Kg	0.28
		2710	Petroleum Oils And Oils Obtained From Bituminous Minerals,Other Than Crude	0.18
		3923	Articles For Conveyance Or Packing Of Goods, Of Plastics	0.17
		8704	Motor Vehicles For The Transport Of Goods	0.12
		8528	Television Receivers (Incl. Video Monitors And Video Projectors)	0.04
		8505	Electro-Magnets; Permanent Magnets; Electro/Permanent Magnet Chucks...	0.03
		8711	Motocycles (Incl. Mopeds) And Cycles Fitted With An Auxiliary Motor	0.03

Table 8b (Ctd): Intra-EAC Re-Exports of the major twenty products, 2011(US\$, million)

Partner states	Country of destination	Hs Level	Description of Goods	Values
		8541	Diodes, Transistors, Etc; Photosensitive Devices; Light Emitting Diodes	0.02
		8708	Parts And Accessories Of The Motor Vehicles Of 87.01 To 87.05	0.02
		3919	Self-Adhesive Plates, Foil, Tape, Strip... Of Plastics	0.02
		8703	Motor Cars And Other Motor Vehicles For The Transport Of Persons	0.01
		1902	Pasta, Such As Spaghetti, Macaroni, Noodles, Lasagne, Etc; Couscous	0.01
		9015	Surveying, Hydrographic, Oceanographic... Instruments/Appliances, Nes	0.01
		0808	Apples, Pears And Quinces, Fresh	0.01
	Burundi	2 digits		
		31	Fertilisers	7.81
		11	Prod Mill Indust; Malt; Starches; Insulin; Wheat Gluten	0.12
		27	Mineral Fuels, Oils & Product Of Their Distillation; Etc	0.10
		84	Nuclear Reactors, Boilers, Mchy & Mech Appliance; Parts	0.08
		39	Plastics And Articles Thereof	0.05
		85	Electrical Mchy Equip Parts Thereof; Sound Recorder Etc	0.03
		38	Miscellaneous Chemical Products	0.02
		87	Vehicles O/T Railw/Tranw Rool-Stock, Pts & Accessories	0.01
		36	Explosives; Pyrotechnic Prod; Matches; Pyro Alloy; Etc	0.01
		69	Ceramic Products	0.00
		28	Inorgn Chem; Compds Of Prec Met, Radioact Elements Etc	0.00
		90	Optical, Photo, Cine, Meas, Checking, Precision, Etc	0.00
		96	Miscellaneous Manufactured Articles	0.00
		64	Footwear, Gaiters And The Like; Parts Of Such Articles	0.00
		42	Articles Of Leather; Saddlery/Harness; Travel Goods Etc	0.00
		76	Aluminium And Articles Thereof	0.00
		70	Glass And Glassware	0.00
		52	Cotton	0.00
		82	Tool, Implement, Cutlery, Spoon & Fork, Of Base Met Etc	0.00
		17	Sugars And Sugar Confectionery	0.00
		4 digits		
		3102	Mineral Or Chemical Fertilizers, Nitrogenous	7.53
		3104	Mineral Or Chemical Fertilizers, Potassic	0.22
		1103	Cereal Groats, Meal And Pellets	0.12

Table 8b (Ctd): Intra-EAC Re-Exports of the major twenty products, 2011(US\$, million)

Partner states	Country of destination	Hs Level	Description of Goods	Values
		3105	Mineral Or Chemical Fertilizers, Nes; Other Fertilizers; Goods =<10Kg	0.05
		2710	Petroleum Oils And Oils Obtained From Bituminous Minerals,Other Than Crude	0.05
		2712	Petroleum Jelly; Paraffin Wax... And Other Mineral Waxes, Etc	0.05
		3901	Polymers Of Ethylene, In Primary Forms	0.05
		8419	Non-Domestic Heating/Cooling Equipment, Nes; Non-Electric Water Heaters	0.02
		8413	Pumps For Liquids; Liquid Elevators	0.02
		8502	Electric Generating Sets And Rotary Converters	0.02
		3816	Refractory Cements,Mortar, Concretes	0.02
		8448	Machinery Auxiliary To That Of 84.44, 84.45, 84.46, 84.47; Parts	0.01
		3602	Prepared Explosives	0.01
		8714	Parts And Accessories Of Vehicles Of 87.11 To 87.13	0.01
		8435	Presses, Crushers, Etc, For Making Wine, Cider, Fruit Juices, Etc	0.01
		8528	Television Receivers (Incl. Video Monitors And Video Projectors)	0.01
		8437	Machines For Cleaning... Seed...; Milling... Machinery	0.01
		8501	Electric Motors And Generators (Excl. Generating Sets)	0.00
		8412	Other Engines And Motors	0.00
		6912	Ceramic Tableware, Kitchenware Excl.Porcelain Or China	0.00
	Rwanda	2 digits		
		31	Fertilisers	21.07
		10	Cereals	8.38
		87	Vehicles O/T Railw/Tranw Rool-Stock, Pts & Accessories	1.13
		84	Nuclear Reactors, Boilers, Mchy & Mech Appliance; Parts	0.83
		36	Explosives; Pyrotechnic Prod; Matches; Pyro Alloy; Etc	0.46
		69	Ceramic Products	0.41
		85	Electrical Mchy Equip Parts Thereof; Sound Recorder Etc	0.38
		72	Iron And Steel	0.14
		27	Mineral Fuels, Oils & Product Of Their Distillation; Etc	0.12
		17	Sugars And Sugar Confectionery	0.07
		70	Glass And Glassware	0.04
		53	Other Vegetable Textile Fibres; Paper Yarn & Woven Fab	0.04
		37	Photographic Or Cinematographic Goods	0.04

Table 8b (Ctd): Intra-EAC Re-Exports of the major twenty products, 2011(US\$, million)

Partner states	Country of destination	Hs Level	Description of Goods	Values
		73	Articles Of Iron And Steel	0.03
		48	Paper & Paperboard; Art Of Paper Pulp, Paper/Paperboard	0.03
		22	Beverages, Spirits And Vinegar	0.02
		39	Plastics And Articles Thereof	0.02
		20	Prep Of Vegetable, Fruit, Nuts Or Other Parts Of Plants	0.02
		21	Miscellaneous Edible Preparations	0.02
		33	Essential Oils & Resinoids; Perf, Cosmetic/Toilet Prep	0.01
		4 digits		
		3105	Mineral Or Chemical Fertilizers, Nes; Other Fertilizers; Goods =<10Kg	16.69
		1001	Wheat And Meslin	8.38
		3102	Mineral Or Chemical Fertilizers, Nitrogenous	4.38
		8704	Motor Vehicles For The Transport Of Goods	1.05
		3602	Prepared Explosives	0.46
		8429	Self-Propelled Bulldozers, Angledozer, Graders, Levellers, Etc	0.37
		8474	Machinery For Sorting..., Agglomerating... Earth, Stone, Ores, Etc	0.35
		6904	Ceramic Building Bricks, Flooring Blocks, Support Or Filler Tiles, Etc	0.31
		8517	Electrical Apparatus For Line Telephony Or Line Telegraphy	0.16
		8506	Primary Cells And Primary Batteries	0.13
		2714	Bitumen And Asphalt, Natural; Bituminous Or Oil Shale...; Asphaltites...	0.11
		6907	Unglazed Ceramic Flags, Paving, Hearth Or Wall Tiles; Mozaic Cubes, Etc	0.10
		7204	Ferrous Waste And Scrap; Remelting Scrap Ingots Of Iron Or Steel	0.07
		7214	Iron/Steel Bars And Rods, Forged, Etc (Incl. Twisted), Uncoiled	0.07
		8716	Trailers And Semi-Trailers; Other Vehicles, Not Mechanically Propelled	0.07
		8431	Parts Suitable For Use With The Machinery Of 84.25 To 84.30	0.04
		5308	Yarn Of Other Vegetable Textile Fibres; Paper Yarn	0.04
		1704	Sugar Confectionery (Incl. White Chocolate), Not Containing Cocoa	0.04
		7004	Drawn/Blown Glass, In Sheets, Not Otherwise Worked	0.04
		8540	Thermionic, Cold Cathode Or Photocathode Valves And Tubes	0.04
Burundi	Kenya	2 digits		
		79	Zinc And Articles Thereof	0.0
		72	Iron And Steel	0.1
		76	Aluminium And Articles Thereof	0.0
		84	Nuclear Reactors, Boilers, Mchy & Mech Appliance; Parts	0.0

Table 8b (Ctd): Intra-EAC Re-Exports of the major twenty products, 2011(US\$, million)

Partner states	Country of destination	Hs Level	Description of Goods	Values
		90	Optical, Photo, Cine, Meas, Checking, Precision, Etc	0.0
		4 digits		
		7204	Ferrous Waste And Scrap; Remelting Scrap Ingots Of Iron Or Steel	0.09
		7602	Aluminium Waste And Scrap	0.00
		7902	Zinc Waste And Scrap	0.00
		8472	Other Office Machines (Incl. Hectograph... Duplicating Machines...)	0.00
		8479	Machines And Mechanical Appliances, Having Individual Functions, Nes	0.00
		9031	Measuring Or Checking Instruments, Appliances And Machines, Nes	0.00
	Tanzania	2 digits		
		72	Iron And Steel	0.99
		85	Electrical Mchy Equip Parts Thereof; Sound Recorder Etc	0.00
		79	Zinc And Articles Thereof	0.01
		87	Vehicles O/T Railw/Tramw Roll-Stock, Pts & Accessories	0.00
		84	Nuclear Reactors, Boilers, Mchy & Mech Appliance; Parts	0.00
		4 digits		
		7204	Ferrous Waste And Scrap; Remelting Scrap Ingots Of Iron Or Steel	0.99
		8430	Earth Moving... Machinery, Nes; Pile-Drivers/Extractors; Snow-Ploughs	0.00
		8431	Parts Suitable For Use With The Machinery Of 84.25 To 84.30	0.00
		8504	Electrical Transformers, Static Converters And Inductors	0.00
	Uganda	2 digits		
		72	Iron And Steel	0.91
		84	Nuclear Reactors, Boilers, Mchy & Mech Appliance; Parts	0.00
		85	Electrical Mchy Equip Parts Thereof; Sound Recorder Etc	0.00
		79	Zinc And Articles Thereof	0.00
		31	Fertilisers	0.00
		70	Glass And Glassware	0.00
		4 digits		
		7204	Ferrous Waste And Scrap; Remelting Scrap Ingots Of Iron Or Steel	0.91
		7002	Glass In Balls, Rods Or Tubes, Unworked	0.00
		8478	Machinery For Preparing Or Making Up Tobacco, Nes	0.00
		8504	Electrical Transformers, Static Converters And Inductors	0.00
		3105	Mineral Or Chemical Fertilizers, Nes; Other Fertilizers; Goods =<10Kg	0.00
		7210	Rolled Iron Or Non-Alloy Steel, >=600Mm Wide, Clad, Plated Or Coated	0.00
		7010	Carboys, Bottles, Flasks... Ampoules, Etc; Stoppers, Lids..., Of Glass	0.00

Table 8c: Intra-EAC Re-Exports of the major twenty products for 2011 compared to 2010, values in USD millions

Partner state	Country of destination	Hs Level	Description of Goods	2010	2011	% change
Uganda	Kenya	2 digits				1291420.35
		70	Glass and glassware	0.00	7.68	
		73	Articles of iron or steel	0.16	6.31	3753.16
		39	Plastics and articles thereof	0.05	4.71	8567.95
		84	Nuclear reactors, boilers, mchy & mech appliance; parts	18.76	3.71	-80.23
		87	Vehicles o/t railw/tramw roll-stock, pts & accessories	2.01	3.29	63.71
		90	Optical, photo, cine, meas, checking, precision, etc	0.06	1.23	1812.45
		63	Other made up textile articles; sets; worn clothing etc	0.98	0.86	-12.43
		85	Electrical mchy equip parts thereof; sound recorder etc	1.32	0.61	-53.54
		72	Iron and steel	0.03	0.46	1438.92
		21	Miscellaneous edible preparations	1.06	0.39	-62.93
		64	Footwear, gaiters and the like; parts of such articles	0.01	0.33	6505.87
		48	Paper & paperboard; art of paper pulp, paper/paperboard	0.05	0.27	490.00
		34	Soap, organic surface-active agents, washing prep, etc	0.01	0.26	2771.04
		33	Essential oils & resinoids; perf, cosmetic/toilet prep	0.30	0.15	-49.41
		31	Fertilisers	0.03	0.14	408.33
		36	Explosives; pyrotechnic prod; matches; pyrop alloy; etc	-	0.13	-
		13	Lac; gums, resins & other vegetable saps & extracts	-	0.13	-
		27	Mineral fuels, oils & product of their distillation; etc	0.02	0.12	551.00
		94	Furniture; bedding, mattress, matt support, cushion etc	0.00	0.11	4068.33
		11	Products of the milling industry; malt; starches; inulin; wheat gluten.	0.21	0.10	-50.34
		7010	Carboys, bottles, flasks... Ampoules, etc; stoppers, lids..., of glass	-	7.67	-
		7308	Iron/steel structures and parts thereof; plates, rods... Therefor	-	6.23	-
		3923	Articles for the of goods, of plastics; stopers, etc, of plastics	0.02	4.60	24471.54
		8703	Motor cars and other motor vehicles for the transport of persons	0.28	1.67	496.38
		8431	Parts suitable for use with the machinery of 84.25 to 84.30	10.95	1.40	-87.26
		9015	Surveying, hydrographic, oceanographic... Instruments/appliances, nes	-	1.08	-
		8701	Tractors (excl. Tractors of 87.09)	0.32	0.83	159.39
		8429	Self-propelled bulldozers, angledozers, graders, levellers, etc	1.20	0.61	-49.38
		8471	Automatic data processing machines...; magnetic readers..., nes	0.23	0.41	78.95
		7216	Angles, shapes and sections of iron or non-alloy steel	0.01	0.41	7443.54
		2106	Food preparations not elsewhere specified or included	1.05	0.39	-62.76

Table 8c (Ctd): Intra-EAC Re-Exports of the major twenty products for 2011 compared to 2010, values in USD millions

Partner state	Country of destination	Hs Level	Description of Goods	2010	2011	% change
		6405	Other footwear, nes	-	0.33	-
		6309	Worn clothing and other worn articles	0.36	0.30	-17.79
		6304	Other furnishing articles, nes (excl. Of 94.04)	0.61	0.29	-53.04
		8704	Motor vehicles for the transport of goods	0.28	0.28	-0.35
		3401	Soap; organic surface-active products in bars, etc; paper with soap,etc	0.01	0.26	2955.64
		8443	Printing machinery; machines for uses ancillary to printing	0.09	0.22	133.70
		4821	Paper or paperboard labels of all kinds, whether or not printed	-	0.21	-
		8430	Earth moving... Machinery, nes; pile-drivers/extractors; snow-ploughs	5.05	0.20	-96.09
		8410	Hydraulic turbines, water wheels and regulators therefor	0.07	0.19	194.41
	Tanzania					
		84	Nuclear Reactors, Boilers, Mchy & Mech Appliance;	3.15	6.49	106.38
		87	Vehicles O/T Railw/Tramw Roll-Stock, Pts & Accesso	4.13	2.91	-29.44
		90	Optical, photographic, cinematographic, measuring, checking, precision, medical or surgical instruments and apparatus; parts and accessories thereof.	0.25	0.56	122.27
		85	Electrical Mchy Equip Parts Thereof; Sound Recorde	0.50	0.25	-50.22
		63	Other Made Up Textile Articles; Sets; Worn Clothin	0.14	0.24	76.29
		27	Mineral fuels, mineral oils and products of their distillation; bituminous substances; mineral waxes.	0.01	0.22	1469.43
		21	Miscellaneous Edible Preparations	0.38	0.11	-71.49
		33	Essential Oils & Resinoids; Perf, Cosmetic/Toilet	0.42	0.09	-77.70
		73	Articles Of Iron Or Steel	0.20	0.08	-59.26
		82	Tools, implements, cutlery, spoons and forks, of base metal; parts thereof of base metal.	-	0.08	-
		40	Rubber And Articles Thereof	0.06	0.06	-0.61
		34	Soap, organic surface-active agents, washing preparations, lubricating preparations, artificial waxes, prepared waxes, polishing or scouring preparations, candles and similar articles, modelling pastes, "dental waxes" and dental preparations with a basis	0.00	0.05	6642.25
		36	Explosives; pyrotechnic products; matches; pyrophoric alloys; certain combustible preparations.	-	0.04	-
		64	Footwear, Gaiters And The Like; Parts Of Such Articles	0.03	0.03	12.00
		83	Miscellaneous articles of base metal	0.01	0.03	190.26
		88	Aircraft, spacecraft, and parts thereof. Furniture; bedding, mattresses, mattress supports,cushions and similar stuffed furnishings; lamps andlightingfittings, not elsewhere specified or included;illuminated signs, illuminated name-plates and the lik	-	0.01	-
		94		0.00	0.01	415.60
		25	Salt; sulphur; earths and stone; plastering materi	0.07	0.01	-85.99
		44	Wood and articles of wood; wood charcoal	-	0.01	-
		61	Art of apparel & clothing access, knitted or	0.00	0.01	633.53

Table 8c (Ctd): Intra-EAC Re-Exports of the major twenty products for 2011 compared to 2010, values in USD millions

Partner state	Country of destination	Hs Level	Description of Goods	2010	2011	% change
			crocheted			
		8431	Parts Suitable For Use With The Machinery Of 84.25 To 84.30	0.60	3.48	476.25
		8703	Motor Cars And Other Motor Vehicles For The Transp	1.95	1.30	-33.19
		8704	Motor Vehicles For The Transport Of Goods	1.22	0.93	-23.60
		8429	Self-Propelled Bulldozers, Angledozer, Graders, L	0.01	0.90	14991.92
		8474	Machinery For Sorting..., Agglomerating... Earth, Surveying, hydrographic, oceanographic...	0.67	0.85	27.73
		9015	Instrume	-	0.54	-
		8471	Automatic data processing machines...; magnetic re	0.62	0.30	-50.78
		8702	Public-Transport Type Passenger Motor Vehicles	0.17	0.23	32.18
		2710	Petroleum oils and oils obtained from bituminous minerals, other than crude	0.01	0.22	1469.43
		8422	Dish washing machines; machinery for cleaning..., filling..., aerating	-	0.20	-
		8705	Special purpose motor vehicles (eg crane, fire-fighting, etc, vehicles)	0.10	0.20	96.30
		8459	Machine-tools for drilling, boring, milling... By removing metal	0.94	0.19	-79.59
		8443	Printing machinery; machines for uses ancillary to printing	0.24	0.18	-24.88
		6302	Bed linen, table linen, toilet linen and kitchen linen	0.04	0.11	193.81
		8716	Trailers and semi-trailers; other vehicles, not mechanically propelled	-	0.11	-
		2106	Food preparations not elsewhere specified or included	0.38	0.11	-71.49
		8478	Machinery for preparing or making up tobacco, nes	-	0.11	-
		6309	Worn clothing and other worn articles	0.07	0.10	47.09
		8504	Electrical transformers, static converters and inductors	0.02	0.09	456.26
		8418	Refrigerators, freezers, etc; heat pumps (excl. Air conditioners)	0.00	0.09	127157.14
	Rwanda	72	Iron and steel	5.76	4.93	-14.51
		10	Cereals.	3.30	3.28	-0.59
		17	Sugars and sugar confectionery.	1.44	2.69	86.95
		87	Vehicles o/t railw/tramw roll-stock, pts & accessories	2.93	2.03	-30.83
		36	Explosives; pyrotechnic prod; matches; pyrop alloy; etc	0.39	1.74	350.02
		84	Nuclear reactors, boilers, mchy & mech appliance; parts	3.53	1.58	-55.42
		34	Soap, organic surface-active agents, washing prep, etc	0.93	1.23	32.98
		76	Aluminium and articles thereof.	0.39	1.00	159.54
		49	Printed books, newspapers, pictures and other products of the printing industry; manuscripts, typescripts and plans	0.15	0.99	581.03
		15	Animal or vegetable fats and oils and their cleavage products; prepared edible fats; animal or vegetable waxes.	0.70	0.86	21.85
		11	Products of the milling industry; malt; starches; inulin; wheat gluten.	1.58	0.76	-51.96

Table 8c (Ctd): Intra-EAC Re-Exports of the major twenty products for 2011 compared to 2010, values in USD millions

Partner state	Country of destination	Hs Level	Description of Goods	2010	2011	% change
		25	Salt; sulphur; earths and stone; plastering materi	1.40	0.74	-46.96
		27	Mineral fuels, oils & product of their distillation; etc	0.53	0.72	36.49
		85	Electrical mchy equip parts thereof; sound recorder etc	0.29	0.56	-
		39	Plastics and articles thereof	0.40	0.44	8.07
		40	Rubber And Articles Thereof	0.39	0.42	6.39
		48	Paper & paperboard; art of paper pulp, paper/paperboard	0.59	0.40	-31.80
		55	Man-made staple fibres.	0.23	0.36	52.19
			Tanning or dyeing extracts; tannins and their derivatives; dyes,pigments and other colouring matter;paints and varnishes; putty and other mastics; inks	0.20	0.33	66.87
		32				
		22	Beverages, spirits and vinegar.	0.62	0.29	-52.70
		1701	Cane or beet sugar and chemically pure sucrose, in solid form	1.44	2.64	83.47
		1001	Wheat and meslin	2.55	2.36	-
		7208	Hot-rolled iron or non-alloy steel, >=600mm wide	2.02	1.84	-9.03
		7210	Rolled iron or non-alloy steel, >=600mm wide, clad, plated or coated	-	1.40	-
		3603	Safety fuses; detonating fuses; caps; igniters; electric detonators	-	1.26	-
		7214	Iron/steel bars and rods, forged, etc (incl. Twisted), uncoiled	2.97	1.16	-61.11
		4901	Printed books, brochures, leaflets and similar printed matter	0.15	0.99	583.02
		7606	Aluminium plates, sheets and strip, >0.2mm thick	0.25	0.98	297.15
		1006	Rice	0.66	0.93	39.84
		3402	Non-soap surface-active agents; washing preparations, nes	0.65	0.92	40.84
		8704	Motor vehicles for the transport of goods	0.92	0.82	-11.32
		8703	Motor cars and other motor vehicles for the transport of persons	1.14	0.75	-34.32
		1517	Margarine; edible preparations of animal or vegetable fats or oils, nes	0.56	0.72	28.93
		2501	Salt and pure sodium chloride; sea water	0.24	0.69	183.05
		2710	Petroleum oils, etc, (excl. Crude); preparations thereof, nes	0.42	0.64	50.30
		8429	Self-propelled bulldozers, angledozers, graders, levellers, etc	2.38	0.53	-77.57
		7213	Iron/steel bars androds, hot-rolled, in irregularly wound coils	0.76	0.53	-30.68
		3602	Prepared explosives, (excl. Propellent powders)	-	0.42	-
		4011	New pneumatic tyres, of rubber	0.21	0.42	102.76
		1101	Wheat or meslin flour	0.00	0.33	150356.17
	Burundi	87	Vehicles O/T Railw/Tramw Roll-Stock, Pts & Accessories	1.94	0.86	-55.54
		72	Iron And Steel	3.38	0.71	-78.98
		84	Nuclear Reactors, Boiliers, Mchy & Mech Appliance; Parts	0.43	0.68	56.87
		55	Man-Made Staple Fibres	1.13	0.63	-44.15
		33	Essential Oils & Resinoids; Perf, Cosmetic/Toilet Prep	0.48	0.54	12.57

Table 8c (Ctd): Intra-EAC Re-Exports of the major twenty products for 2011 compared to 2010, values in USD millions

Partner state	Country of destination	Hs Level	Description of Goods	2010	2011	% change
		27	Mineral Fuels, Oils & Product Of Their Distillation; Etc	0.18	0.32	76.98
		12	Oil Seed, Oleagi Fruits; Miscell Grain, Seed, Fruit Etc	-	0.27	-
		21	Miscellaneous Edible Preparations	0.02	0.24	875.23
		10	Cereals	0.76	0.21	-72.50
		52	Cotton	0.35	0.18	-48.92
		22	Beverages, Spirits And Vinegar	0.05	0.15	192.29
		85	Electrical Mchy Equip Parts Thereof; Sound Recorder Etc	0.03	0.13	336.80
		48	Paper & Paperboard; Art Of Paper Pulp, Paper/Paperboard	0.03	0.13	404.08
		63	Other Made Up Textile Articles; Sets; Worn Clothing Etc	0.17	0.13	-27.46
		39	Plastics And Articles Thereof	0.02	0.11	579.50
		36	Explosives; Pyrotechnic Prod; Matches; Pyrop Alloy; Etc	0.13	0.11	-14.28
		90	Optical, Photo, Cine, Meas, Checking, Precision, Etc	0.01	0.10	1909.06
		73	Articles Of Iron Or Steel	0.43	0.08	-80.62
		04	Dairy Prod; Birds' Eggs; Natural Honey; Edible Prod Nes	0.02	0.06	165.65
		64	Footwear, Gaiters And The Like; Parts Of Such Articles	0.08	0.06	-22.26
		7214	Iron/Steel Bars And Rods, Forged, Etc (Incl. Twisted), Uncoiled	3.31	0.63	-80.84
		3306	Preparations For Oral Or Dental Hygiene (Incl. Denture Fixative)	0.42	0.44	4.66
		8704	Motor Vehicles For The Transport Of Goods	0.49	0.43	-12.38
		8703	Motor Cars And Other Motor Vehicles For The Transport Of Persons	0.93	0.34	-63.24
		5512	Woven Fabrics Of >=85% Synthetic Staple Fibres	0.37	0.33	-13.16
		2712	Petroleum Jelly; Paraffin Wax... And Other Mineral Waxes, Etc	0.16	0.30	91.84
		1208	Flours And Meals Of Oil Seeds Or Oleaginous Fruits (Excl. Mustard)	-	0.27	-
		8474	Machinery For Sorting..., Agglomerating... Earth, Stone, Ores, Etc	0.01	0.20	2128.14
		1006	Rice	0.61	0.20	-67.82
		5513	Woven Fabrics, <85% Synthetic Staple Fibres, With Cotton, =<170G/M2	0.75	0.18	-76.69
		2106	Food Preparations Not Elsewhere Specified Or Included	0.02	0.16	957.31
		5208	Woven Fabrics Of Cotton, With >=85% Cotton, But <200G/M2	0.27	0.14	-49.06
		5514	Woven Fabrics, <85% Synthetic Fibres, Mixed With Cotton, >170G/M2	-	0.13	-
		3605	Matches (Excl.Pyrotechnic Articles Of 36.04)	0.13	0.11	-14.28
		9026	Instruments/Apparatus For Measuring The Flow... Of Liquid Or Gases, Nes	-	0.10	-
		4802	Uncoated Paper..., For Writing... In Rolls Or Sheets; Hand-Made Paper...	0.00	0.10	2151.53
		8478	Machinery For Preparing Or Making Up Tobacco, Nes	#N/A	0.10	-
		8437	Machines For Cleaning... Seed...; Milling... Machinery	0.10	0.09	-10.38
		8502	Electric Generating Sets And Rotary Converters	-	0.08	-

Table 8c (Ctd): Intra-EAC Re-Exports of the major twenty products for 2011 compared to 2010, values in USD millions

Partner state	Country of destination	Hs Level	Description of Goods	2010	2011	% change		
		2103	Sauces And Sauce Preparations; Mixed Condiments And Seasonings; Mustard	0.01	0.07	770.42		
Rwanda	Kenya	2 digits						
		87	Vehicles other than railway or tramway rolling stock, and parts and accessories thereof	0.13	3.35	2410.50		
		84	Nuclear reactors, boilers, machinery and mechanical appliances; parts thereof	0.04	0.70	1517.27		
		44	Wood and articles of wood; wood charcoal	0.01	0.28	1819.41		
		90	Optical, photographic, cinematographic, measuring, checking, precision, medical or surgical instruments and apparatus; parts and accessories thereof	0.01	0.24	2812.46		
		95	Toys, games and sports requisites; parts and accessories thereof	0.00	0.19	11417.76		
		91	Clocks and watches and parts thereof	0.00	0.05	3197.70		
		56	Wadding, felt and nonwovens; special yarns; twine, cordage, ropes and cables and articles thereof	0.00	0.03	2744.07		
		39	Plastics and articles thereof	0.00	0.03	2290.40		
		82	Tools, implements, cutlery, spoons and forks, of base metal; parts thereof of base metal	0.00	0.00	298.98		
		85	Electrical machinery and equipment and parts thereof; sound recorders and reproducers, television image and sound recorders and reproducers, and parts and accessories of such articles	0.00	0.00	234.19		
		62	Articles of apparel and clothing accessories, not knitted or crocheted	0.00	0.00	731.43		
		70	Ceramic products	0.00	0.00	1018.08		
		31	Fertilisers	0.00	0.00	945.64		
		63	Other made up textile articles; sets; worn clothing and worn textile articles; rags	0.00	0.00	665.44		
		64	Footwear, gaiters and the like; parts of such articles	0.00	0.00	652.79		
		74	Copper and articles thereof	0.00	0.00	640.94		
		92	Musical instruments; parts and accessories of such articles	0.00	0.00	509.73		
				4 digits				
				8704	Motor vehicles for the transport of goods.	0.10	3.35	3087.52
				8703	Motor cars and other motor vehicles principally designed for the transport of persons (other than motor cycles)	0.03	0.68	2296.32
				8430	Other moving, grading, levelling, scraping, excavating, tamping, compacting, extracting	0.02	0.22	1052.21
				4415	Packing cases, boxes, crates, drums and similar packings, of wood; cable-drums of wood;	0.01	0.18	1214.93
				8426	Ships' derricks; cranes, including cable cranes; mobile lifting frames, straddle carrier	0.01	0.18	1182.87
				8467	Tools for working in the hand, pneumatic, hydraulic or with self-contained electric or n	0.01	0.05	533.03
				9027	Instruments and apparatus for physical or chemical analysis (for example, polarimeters,	0.01	0.03	296.65
				9503	Other toys; reduced-size (0.00	0.03	1748.16
		9109	Clock movements, complete and assembled.	0.00	0.03	1611.03		
		5607	Twine, cordage, ropes and cables, whether or not plaited or braided and whether or not i	0.00	0.02	1988.70		
		8414	Air or vacuum pumps, air or other gas compressors and fans; ventilating or recycling hoo	0.00	0.02	2195.39		

Table 8c (Ctd): Intra-EAC Re-Exports of the major twenty products for 2011 compared to 2010, values in USD millions

Partner state	Country of destination	Hs Level	Description of Goods	2010	2011	% change
		3921	Other plates, sheets, film, foil and strip, of plastics.	0.00	0.02	1984.54
		4410	Particle board and similar board (for example, oriented strand board and waferboard) of	0.00	0.01	933.18
		8201	Hand tools, the following : spades, shovels, mattocks, picks, hoes, forks and rakes; axe	0.00	0.01	2542.84
		8203	Files, rasps, pliers (including cutting pliers), pincers, tweezers, metal cutting shears	0.00	0.01	2314.38
		8204	Hand-operated spanners and wrenches (including torque meter wrenches but not including t	0.00	0.01	2281.52
		8511	Electrical ignition or starting equipment of a kind used for spark-ignition or compressi	0.00	0.01	1945.39
		8459	Machine-tools (including way-type unit head machines) for drilling, boring, milling, thr	0.00	0.01	2459.55
		8512	Electrical lighting or signalling equipment (excluding articles of heading 85.39), winds	0.00	0.00	2164.53
		8518	Microphones and stands therefor; loudspeakers, whether or not mounted in their enclosure	0.00	0.00	1647.60
	Tanzania	2 digits				
		84	Nuclear reactors, boilers, machinery and mechanical appliances; parts thereof	0.93	0.14	-84.87
		87	Vehicles other than railway or tramway rolling stock, and parts and accessories thereof	0.44	0.07	-84.65
		26	Ores, slag and ash	0.12	0.06	-53.31
		85	Electrical machinery and equipment and parts thereof; sound recorders and reproducers, television image and sound recorders and reproducers, and parts and accessories of such articles	0.03	0.05	70.75
		82	Tools, implements, cutlery, spoons and forks, of base metal; parts thereof of base metal	0.02	0.03	64.14
		31	Fertilisers	0.02	0.03	78.34
		15	Animal or vegetable fats and oils and their cleavage products; prepared edible fats; animal or vegetable waxes	0.00	0.01	76.93
		73	Articles of iron or steel	0.00	0.01	6.79
		11	Products of the milling industry; malt; starches; inulin; wheat gluten	0.00	0.00	32.67
		10	Cereals	0.00	0.00	-8.45
		63	Other made up textile articles; sets; worn clothing and worn textile articles; rags	0.00	0.00	827.39
		4 digits				
		8429	Self-propelled bulldozers, angledozers, graders, levellers, scrapers, mechanical shovels	0.49	0.08	-83.52
		8474	Machinery for sorting, screening, separating, washing, crushing, grinding, mixing or kne	0.18	0.07	-62.00
		8704	Motor vehicles for the transport of goods.	0.16	0.06	-65.94
		8716	Trailers and semi-trailers; other vehicles, not mechanically propelled; parts thereof.	0.14	0.05	-63.51
		2615	Niobium, tantalum, vanadium or zirconium ores and concentrates.	0.12	0.03	-72.27
		8430	Other moving, grading, levelling, scraping, excavating, tamping, compacting, extracting	0.11	0.03	-72.14
		8703	Motor cars and other motor vehicles principally designed for the transport of persons (o	0.08	0.03	-68.92
		8479	Machines and mechanical appliances having individual functions, not specified or include	0.06	0.02	-73.98
		8471	Automatic data processing machines and units thereof; magnetic or optical readers, machi	0.03	0.01	-71.04
		8414	Air or vacuum pumps, air or other gas compressors and fans; ventilating or recycling	0.03	0.01	-74.14

Table 8c (Ctd): Intra-EAC Re-Exports of the major twenty products for 2011 compared to 2010, values in USD millions

Partner state	Country of destination	Hs Level	Description of Goods	2010	2011	% change
			hoo			
		8426	Ships' derricks; cranes, including cable cranes; mobile lifting frames, straddle carrier	0.03	0.01	-79.77
		8714	Parts and accessories of vehicles of headings 87.11 to 87.13.	0.03	0.00	-87.68
		8501	Electric motors and generators (excluding generating sets).	0.03	0.00	-89.89
		8205	Hand tools (including glaziers' diamonds), not elsewhere specified or included; blow lam	0.02	0.00	-89.57
		3105	Mineral or chemical fertilisers containing two or three of the fertilising elements nitr	0.02	0.00	-87.45
		8705	Special purpose motor vehicles, other than those principally designed for the transport	0.01	0.00	-88.02
		8702	Motor vehicles for the transport of ten or more persons, including the driver.	0.01	0.00	-79.49
		8427	Fork-lift trucks; other works trucks fitted with lifting or handling equipment.	0.01	0.00	-80.92
		8711	Motorcycles (including mopeds) and cycles fitted with an auxiliary motor, with or without	0.01	0.00	-86.41
		1501	Pig fat (including lard) and poultry fat, other than that of heading 02.09 or 15.03.	0.00	0.00	-84.03
	Uganda	2 digits				
		73	Articles of iron or steel	0.32	1.16	264.23
		87	Vehicles other than railway or tramway rolling?stock,and parts and accessories thereof	0.15	0.26	79.22
		84	Nuclear reactors, boilers, machineryand mechanical appliances; parts thereof	0.14	0.25	88.46
		94	Furniture; bedding, mattresses, mattress supports,cushions and similar stuffed furnishings; lamps andlightingfittings, not elsewhere specified or included;illuminated signs, illuminated name-plates and the lik	0.10	0.03	-67.23
		82	Tools, implements, cutlery, spoons and forks, of base metal;parts thereof of base metal	0.03	0.03	-5.52
		63	Other made up textile articles; sets;worn clothing and worn textile articles; rags	0.02	0.02	-7.61
		92	Musical instruments;parts and accessories of such articles	0.02	0.01	-27.27
		44	Wood and articles of wood; wood charcoal	0.02	0.01	-29.43
		39	Plastics and articles thereof	0.02	0.01	-35.78
		70	Ceramic products	0.00	0.01	82.03
		32	Tanning or dyeing extracts; tannins and their derivatives; dyes,pigments and other colouring matter;paints andvarnishes; putty and other mastics; inks	0.00	0.00	1.97
		85	Electrical machinery and equipment and parts thereof;sound recorders and reproducers,television image and sound recorders and reproducers, andparts and accessories of such articles	0.00	0.00	14.10
		17	Sugars and sugar confectionery	0.00	0.00	-29.27
		07	Edible vegetables and certain roots and tubers	0.00	0.00	-18.72
		72	Iron and steel	0.00	0.00	20.97
		09	Coffee, tea, mate and spices	0.00	0.00	80.69
		33	Essential oils and resinoids; perfumery,cosmetic or toilet preparations	0.00	0.00	74.12
		15	Animal or vegetable fats and oils and their cleavage products;prepared edible fats;animal or vegetable waxes	0.00	0.00	67.43

Table 8c (Ctd): Intra-EAC Re-Exports of the major twenty products for 2011 compared to 2010, values in USD millions

Partner state	Country of destination	Hs Level	Description of Goods	2010	2011	% change
		36	Explosives; pyrotechnic products; matches; pyrophoric alloys; certain combustible preparations	0.00	0.00	183.76
		83	Miscellaneous articles of base metal	0.00	0.00	94.46
		4 digits				
		7308	Structures (excluding prefabricated buildings of heading 94.06) and parts of structures	0.30	1.16	284.61
		9403	Other furniture and parts thereof.	0.10	0.16	56.70
		8705	Special purpose motor vehicles, other than those principally designed for the transport	0.07	0.15	122.73
		8703	Motor cars and other motor vehicles principally designed for the transport of persons (o	0.06	0.10	73.54
		8429	Self-propelled bulldozers, angledozers, graders, levellers, scrapers, mechanical shovels	0.05	0.09	80.40
		8414	Air or vacuum pumps, air or other gas compressors and fans; ventilating or recycling hoo	0.03	0.03	12.04
		8207	Interchangeable tools for hand tools, whether or not power-operated, or for machine-tool	0.02	0.03	33.71
		6306	Tarpaulins, awnings and sunblinds; tents; sails for boats, sailboards or landcraft; camp	0.02	0.01	-46.86
		8431	Parts suitable for use solely or principally with the machinery of headings 84.25 to 84.	0.02	0.01	-33.84
		8704	Motor vehicles for the transport of goods.	0.02	0.01	-41.48
		9209	Parts (for example, mechanisms for musical boxes) and accessories (for example, cards, d	0.02	0.01	-62.83
		4410	Particle board and similar board (for example, oriented strand board and waferboard) of	0.02	0.01	-62.65
		7311	Containers for compressed or liquefied gas, of iron or steel.	0.02	0.01	-64.91
		3923	Articles for the conveyance or packing of goods, of plastics; stoppers, lids, caps and o	0.02	0.00	-70.43
		8430	Other moving, grading, levelling, scraping, excavating, tamping, compacting, extracting	0.01	0.00	-76.17
		8479	Machines and mechanical appliances having individual functions, not specified or include	0.01	0.00	-70.50
		8205	Hand tools (including glaziers' diamonds), not elsewhere specified or included; blow lam	0.01	0.00	-75.05
		8442	Machinery, apparatus and equipment (other than the machine-tools of headings 84.56 to 84	0.01	0.00	-71.07
		7010	Carboys, bottles, flasks, jars, pots, phials, ampoules and other containers, of glass, o	0.00	0.00	-59.62
		3215	Printing ink, writing or drawing ink and other inks, whether or not concentrated or soli	0.00	0.00	-63.64
	Burundi	2 digits				
		85	Electrical machinery and equipment and parts thereof; sound recorders and reproducers, television image and sound recorders and reproducers, and parts and accessories of such articles	0.15	2.60	1606.20
		90	Optical, photographic, cinematographic, measuring, checking, precision, medical or surgical instruments and apparatus; parts and accessories thereof	0.11	0.13	19.53
		87	Vehicles other than railway or tramway rolling stock, and parts and accessories thereof	0.09	0.07	-20.97
		84	Nuclear reactors, boilers, machinery and mechanical appliances; parts thereof	0.03	0.06	97.47
		28	Inorganic chemicals; organic or inorganic compounds of precious metals, of rare-earth metals, of radioactive elements or of isotopes	0.02	0.04	56.31
		40	Rubber and articles thereof	0.01	0.01	-22.23

Table 8c (Ctd): Intra-EAC Re-Exports of the major twenty products for 2011 compared to 2010, values in USD millions

Partner state	Country of destination	Hs Level	Description of Goods	2010	2011	% change
		11	Products of the milling industry; malt; starches; inulin; wheat gluten	0.00	0.01	224.10
		34	Soap, organic surface-active agents, washing preparations, lubricating preparations, artificial waxes, prepared waxes, polishing or scouring preparations, candles and similar articles, modelling pastes,	0.00	0.01	3097.78
		64	Footwear, gaiters and the like; parts of such articles	0.00	0.01	4813.68
		4 digits				
		8539	Electric filament or discharge lamps, including sealed beam lamp units and ultra-violet	0.15	2.15	1310.88
		9006	Photographic (other than cinematographic) cameras; photographic flashlight apparatus and	0.11	0.36	222.75
		8703	Motor cars and other motor vehicles principally designed for the transport of persons (o	0.05	0.13	149.90
		8702	Motor vehicles for the transport of ten or more persons, including the driver.	0.04	0.07	110.97
		2828	Hypochlorites; commercial calcium hypochlorite; chlorites; hypobromites.	0.02	0.07	181.91
		8471	Automatic data processing machines and units thereof; magnetic or optical readers, machi	0.01	0.05	227.51
		4013	Inner tubes, of rubber.	0.01	0.04	294.95
		8413	Pumps for liquids, whether or not fitted with a measuring device; liquid elevators.	0.01	0.02	111.07
		8407	Spark-ignition reciprocating or rotary internal combustion piston engines.	0.01	0.01	68.31
		1108	Starches; inulin.	0.00	0.01	231.17
		8714	Parts and accessories of vehicles of headings 87.11 to 87.13.	0.00	0.01	991.98
		8474	Machinery for sorting, screening, separating, washing, crushing, grinding, mixing or kne	0.00	0.01	1086.90
		9013	Liquid crystal devices not constituting articles provided for more specifically in other	0.00	0.00	1702.75
		3401	Soap; organic surface-active products and preparations for use as soap, in the form of b	0.00	0.00	1824.98
		6406	Parts of footwear (including uppers whether or not attached to soles other than outer so	0.00	0.00	3781.41
		2849	Carbides, whether or not chemically defined.	0.00	0.00	32517.30
		8502	Electric generating sets and rotary converters.	0.00	0.00	47594.48
Kenya	Uganda	2 digits				
		27	Mineral fuels, mineral oils and products of their	39.00	53.29	36.63
		87	Vehicles other than railway or tramway rolling-sto	12.00	12.15	1.29
		31	Fertilisers.	7.25	11.03	52.16
		84	Nuclear reactors, boilers, machinery and mechanica	12.56	8.29	-34.00
		39	Plastics and articles thereof.	4.78	5.47	14.47
		85	Electrical machinery and equipment and parts there	3.19	3.26	2.19
		28	Inorganic chemicals; organic or inorganic compound	1.36	2.51	84.78
		10	Cereals.	0.66	2.34	254.76
		29	Organic chemicals.	0.88	1.39	56.90
		36	Explosives; pyrotechnic products; matches; pyropho	0.04	1.38	3811.40
		34	Soap, organic surface-active agents, washing prepa	1.18	1.29	9.21

Table 8c (Ctd): Intra-EAC Re-Exports of the major twenty products for 2011 compared to 2010, values in USD millions

Partner state	Country of destination	Hs Level	Description of Goods	2010	2011	% change
		38	Miscellaneous chemical products.	1.34	1.16	-13.48
		90	Optical, photographic, cinematographic, measuring,	2.76	1.03	-62.71
		72	Iron and steel.	0.40	0.88	119.69
		33	Essential oils and resinoids; perfumery, cosmetic	0.63	0.87	39.41
		64	Footwear, gaiters and the like; parts of such arti	0.23	0.74	222.22
		22	Beverages, spirits and vinegar.	0.46	0.43	-5.63
		32	Tanning or dyeing extracts; tannins and their deri	0.53	0.37	-29.15
		48	Paper and paperboard; articles of paper pulp, of p	0.90	0.34	-62.33
		12	Oil seeds and oleaginous fruits; miscellaneous gra	0.19	0.25	31.18
		4 digits				
		2710	Petroleum oils and oils obtained from bituminous m	36.48	45.32	24.24
		3102	Mineral or chemical fertilizers, nitrogenous	3.47	6.69	92.80
		8701	Tractors (excl. Tractors of 87.09)	4.67	5.01	7.22
		2701	Coal; briquettes, ovoids and similar solid fuels m	0.00	4.93	-
		3907	Polyethers and epoxide resins; polyesters, in prim	2.79	4.41	58.01
		8703	Motor cars and other motor vehicles for the transp	4.55	4.28	-6.00
		8471	Automatic data processing machines...; magnetic re	4.60	2.99	-34.91
		2711	Petroleum gases and other gaseous hydrocarbons	2.17	2.88	33.08
		3105	Mineral or chemical fertilizers, nes; other fertil	3.34	2.86	-14.45
		1005	Maize(corn)	0.00	2.34	-
		8704	Motor vehicles for the transport of goods	1.40	1.56	11.98
		3602	Prepared explosives	0.00	1.38	-
		3103	Mineral or chemical fertilizers, phosphatic	0.25	1.34	434.65
		2834	Nitrites; nitrates	0.84	1.20	43.32
		8517	Electrical apparatus for line telephony or line te	0.38	1.07	185.04
		8443	Printing machinery; machines for uses ancillary to	3.47	1.05	-69.88
		7213	Iron/steel bars and rods, hot-rolled, in irregularl	0.00	0.80	-
		3306	Preparations for oral or dental hygiene (incl. Den	0.51	0.75	46.82
		9015	Surveying, hydrographic, oceanographic... Instrume	2.19	0.73	-66.86
		3808	Insecticides, rodenticides... And similar products	0.75	0.70	-6.32
	Tanzania	2 digits				
		84	Nuclear reactors, boilers, machinery and mechanica	12.59	6.87	-45.42
		87	Vehicles other than railway or tramway rolling-sto	4.22	6.03	42.95
		85	Electrical machinery and equipment and parts there	2.09	2.39	14.35
		27	Mineral fuels, mineral oils and products of their	2.95	1.63	-44.70
		38	Miscellaneous chemical products.	1.26	1.49	17.97
		28	Inorganic chemicals; organic or inorganic compound	0.69	1.18	72.82
		39	Plastics and articles thereof.	1.12	0.83	-26.07
		29	Organic chemicals.	0.40	0.47	17.67
		32	Tanning or dyeing extracts; tannins and their deri	0.35	0.45	26.14
		17	Sugars and sugar confectionery.	0.68	0.35	-48.79
		30	Pharmaceutical products.	0.67	0.32	-52.72
		31	Fertilisers.	0.82	0.31	-62.44

Table 8c (Ctd): Intra-EAC Re-Exports of the major twenty products for 2011 compared to 2010, values in USD millions

Partner state	Country of destination	Hs Level	Description of Goods	2010	2011	% change
		76	Aluminium and articles thereof.	0.50	0.23	-54.56
		48	Paper and paperboard; articles of paper pulp, of p	0.14	0.20	46.24
		73	Articles of iron or steel.	0.19	0.20	4.07
		21	Miscellaneous edible preparations.	0.02	0.15	558.77
		70	Glass and glassware.	0.17	0.11	-35.51
		40	Rubber and articles thereof.	0.15	0.11	-28.72
		34	Soap, organic surface-active agents, washing prepa	0.42	0.10	-75.32
		90	Optical, photographic, cinematographic, measuring,	0.29	0.07	-76.27
		4 digits				
		8701	Tractors (excl. Tractors of 87.09)	2.17	3.34	54.34
		8471	Automatic data processing machines...; magnetic re	6.54	2.00	-69.42
		2710	Petroleum oils and oils obtained from bituminous m	2.81	1.51	-46.44
		3808	Insecticides, rodenticides... And similar products	0.70	1.24	77.37
		8443	Printing machinery; machines for uses ancillary to	2.34	1.03	-55.95
		8704	Motor vehicles for the transport of goods	0.33	0.99	196.61
		8429	Self-propelled bulldozers, angledozers, graders, l	1.06	0.92	-12.83
		8703	Motor cars and other motor vehicles for the transp	0.34	0.83	141.04
		8504	Electrical transformers, static converters and ind	0.25	0.79	212.29
		8413	Pumps for liquids; liquid elevators	0.53	0.59	11.66
		8479	Machines and mechanical appliances, having individ	0.00	0.57	#DIV/0!
		8716	Trailers and semi-trailers; other vehicles, not ma	0.23	0.54	136.67
		8502	Electric generating sets and rotary converters	0.19	0.46	145.09
		3907	Polyethers and epoxide resins; polyesters, in prim	0.33	0.46	36.87
		8430	Earth moving... Machinery, nes; pile-drivers/extrac	0.12	0.45	293.03
		2805	Alkali or alkaline-earth metals; rare-earth metals	0.00	0.40	6366858.25
		2834	Nitrites; nitrates	0.23	0.36	55.88
		8422	Dish washing machines; machinery for cleaning...,	0.01	0.35	2297.05
		8517	Electrical apparatus for line telephony or line te	0.32	0.34	5.58
		3204	Synthetic organic colouring matter and preparation	0.13	0.27	99.08
	Rwanda	2 digits				
		27	Mineral fuels, mineral oils and products of their	4.16	5.43	30.56
		84	Nuclear reactors, boilers, machinery and mechanica	2.01	1.60	-20.47
		85	Electrical machinery and equipment and parts there	1.76	0.87	-50.50
		87	Vehicles other than railway or tramway rolling-sto	0.07	0.53	632.00
		70	Glass and glassware.	0.04	0.31	727.85
		39	Plastics and articles thereof.	0.08	0.25	205.36
		33	Essential oils and resinoids; perfumery, cosmetic	0.31	0.18	-42.26
		48	Paper and paperboard; articles of paper pulp, of p	0.02	0.17	720.86
		73	Articles of iron or steel.	0.08	0.15	82.41
		40	Rubber and articles thereof.	0.06	0.14	142.67
		22	Beverages, spirits and vinegar.	0.24	0.12	-48.96
		38	Miscellaneous chemical products.	0.01	0.11	686.06

Table 8c (Ctd): Intra-EAC Re-Exports of the major twenty products for 2011 compared to 2010, values in USD millions

Partner state	Country of destination	Hs Level	Description of Goods	2010	2011	% change
		94	Furniture; bedding, mattresses, mattress supports, Printed books, newspapers, pictures and other prod	0.02	0.09	463.21
		49	Soap, organic surface-active agents, washing prepa	0.05	0.08	54.36
		34	Tanning or dyeing extracts; tannins and their deri	0.11	0.08	-27.68
		32	Inorganic chemicals; organic or inorganic compound	0.01	0.08	474.67
		28	Other made up textile articles; sets; worn clothin	0.03	0.07	173.77
		63	Iron and steel.	0.05	0.06	23.49
		72	Miscellaneous manufactured articles.	0.00	0.05	1187.52
		96		0.02	0.05	247.45
		4 digits				
		2710	Petroleum oils and oils obtained from bituminous m	4.03	5.01	24.55
		8471	Automatic data processing machines...; magnetic re	0.17	0.56	229.15
		2711	Petroleum gases and other gaseous hydrocarbons	0.13	0.41	216.96
		8517	Electrical apparatus for line telephony or line te	1.06	0.31	-71.09
		8429	Self-propelled bulldozers, angledozers, graders, l	0.06	0.30	378.78
		7005	Float glass and surface ground or polished glass,	0.03	0.29	757.49
		8704	Motor vehicles for the transport of goods	0.03	0.26	783.93
		8701	Tractors (excl. Tractors of 87.09)	0.00	0.17	-
		8418	Refrigerators, freezers, etc; heat pumps (excl. Ai	1.37	0.15	-88.70
			Other office machines (incl. Hectograph...			
		8472	Duplica	0.00	0.15	3712.94
		4011	New pneumatic tyres, of rubber	0.05	0.14	161.64
		3306	Preparations for oral or dental hygiene (incl. Den	0.29	0.13	-54.66
		8413	Pumps for liquids; liquid elevators	0.15	0.12	-17.39
		8502	Electric generating sets and rotary converters	0.41	0.10	-74.91
		4802	Uncoated paper..., for writing... In rolls or shee	0.01	0.10	1778.11
		3907	Polyethers and epoxide resins; polyesters, in prim	0.02	0.09	427.64
		4901	Printed books, brochures, leaflets and similar pri	0.00	0.08	546604.42
		8507	Electric accumulators (incl. Separators therefor)	0.03	0.08	197.09
		8504	Electrical transformers, static converters and ind	0.03	0.08	174.72
		8432	Machinery for soil preparation/cultivation; lawn/s	0.00	0.07	-
	Burundi	2 digits				
		27	Mineral fuels, mineral oils and products of their	0.09	0.82	786.76
			Nuclear reactors, boilers, machinery and			
		84	mechanica	0.10	0.73	646.65
		22	Beverages, spirits and vinegar.	0.60	0.69	15.23
			Electrical machinery and equipment and parts			
		85	there	0.08	0.36	370.41
		31	Fertilisers.	0.00	0.09	-
		15	Animal or vegetable fats and oils and their cleava	0.00	0.05	-
		73	Articles of iron or steel.	0.07	0.05	-25.41
		21	Miscellaneous edible preparations.	0.00	0.04	-
		72	Iron and steel.	0.00	0.03	-
			Vehicles other than railway or tramway rolling-			
		87	sto	0.04	0.02	-29.94
			Optical, photographic, cinematographic,			
		90	measuring,	0.06	0.01	-79.41
			Inorganic chemicals; organic or inorganic			
		28	compound	0.00	0.01	-
		32	Tanning or dyeing extracts; tannins and their deri	0.00	0.01	279.11
		39	Plastics and articles thereof.	0.21	0.00	-98.37
		64	Footwear, gaiters and the like; parts of such arti	0.00	0.00	-

Table 8c (Ctd): Intra-EAC Re-Exports of the major twenty products for 2011 compared to 2010, values in USD millions

Partner state	Country of destination	Hs Level	Description of Goods	2010	2011	% change
		38	Miscellaneous chemical products.	0.02	0.00	-80.54
		95	Toys, games and sports requisites; parts and acces	0.00	0.00	55.81
		44	Wood and articles of wood; wood charcoal.	0.00	0.00	-
		76	Aluminium and articles thereof.	0.00	0.00	-
		34	Soap, organic surface-active agents, washing prepa	0.02	0.00	-90.72
		4 digits				
		2204	Wine of fresh grapes, (incl. Fortified wines); oth	0.42	0.55	30.66
		2711	Petroleum gases and other gaseous hydrocarbons	0.02	0.40	2443.66
		2710	Petroleum oils and oils obtained from bituminous m	0.07	0.40	474.49
		8429	Self-propelled bulldozers, angledozers, graders, l	0.00	0.27	-
		8517	Electrical apparatus for line telephony or line te	0.03	0.17	484.76
		8502	Electric generating sets and rotary converters	0.00	0.15	-
		2208	Undenatured ethyl alcohol of an alcoholic strength	0.17	0.13	-20.52
		8436	Other agricultural... Forestry machinery; poultry	0.00	0.12	-
		8471	Automatic data processing machines...; magnetic re	0.04	0.12	205.70
		3104	Mineral or chemical fertilizers, potassic	0.00	0.09	-
		8415	Air conditioning machines	0.02	0.06	239.56
		1511	Palm oil and its fractions wheather or not refined	0.00	0.05	-
		8443	Printing machinery; machines for uses ancillary to	0.00	0.05	2199.67
		7311	Containers for compressed or liquified gas, of iro	0.07	0.05	-25.81
		8413	Pumps for liquids; liquid elevators	0.03	0.04	50.64
		2106	Food preparations not elsewhere specified or inclu	0.00	0.04	-
		7213	Iron/steel bars androds, hot-rolled, in irregularl	0.00	0.03	-
		8430	Earth moving... Machinery, nes; pile-drivers/extrac	0.00	0.03	-
		2713	Petroleum coke, bitumen and other residues of petr	0.00	0.02	-
		8703	Motor cars and other motor vehicles for the transp	0.00	0.02	-
Tanzania	Kenya	2 digits				
		84	Nuclear Reactors, Boilers, Mchy & Mech Appliance; Parts	0.57	1.87	224.68
		87	Vehicles O/T Railw/Tranw Rool-Stock, Pts & Accessories	6.73	0.71	-89.39
		63	Other Made Up Textile Articles; Sets; Worn Clothing Etc	0.03	0.48	1,559.14
		85	Electrical Mchy Equip Parts Thereof; Sound Recorder Etc	3.14	0.22	-93.03
		73	Articles Of Iron And Steel	0.37	0.21	-42.89
		76	Aluminium And Articles Thereof	0.00	0.16	30,176.61
		64	Footwear, Gaiters And The Like; Parts Of Such Articles	-	0.10	0.00
		90	Optical, Photo, Cine, Meas, Checking, Precision, Etc	0.04	0.08	77.34
		04	Dairy Prod; Birds' Eggs; Natural Honey; Edible Prod Nes	0.00	0.07	1,439.31

Table 8c (Ctd): Intra-EAC Re-Exports of the major twenty products for 2011 compared to 2010, values in USD millions

Partner state	Country of destination	Hs Level	Description of Goods	2010	2011	% change
		20	Prep Of Vegetable, Fruit, Nuts Or Other Parts Of Plants	-	0.04	0.00
		10	Cereals	-	0.04	0.00
		36	Explosives; Pyrotechnic Prod; Matches; Pyro Alloy; Etc	-	0.03	0.00
		39	Plastics And Articles Thereof	0.00	0.03	924.20
		94	Furniture; Bedding, Mattress, Matt Support, Cushion Etc	0.00	0.02	1,047.75
		38	Miscellaneous Chemical Products	0.00	0.02	304.79
		27	Mineral Fuels, Oils & Product Of Their Distillation; Etc	0.38	0.01	-97.84
		95	Toys, Games & Sports Requisites; Parts & Access Thereof	0.00	0.01	161,220.00
		97	Works Of Art, Collectors' Pieces And Antiques	-	0.00	0.00
		92	Musical Instruments; Parts And Access Of Such Articles	0.02	0.00	-81.00
		83	Miscellaneous Articles Of Basee Metal	0.07	0.00	-96.14
		4 digits				
		8426	Derricks; Cranes; Mobile Lifting Frames... Trucks Fitted With A Crane	-	1.37	0.00
		6306	Tarpaulins, Etc; Tents; Sails; Camping Equipment	0.03	0.32	1,121.03
		8705	Special Purpose Motor Vehicles (Eg Crane, Fire-Fighting, Etc, Vehicles)	0.02	0.24	1,336.87
		8425	Pulley Tackle And Hoists; Winches And Capstans; Jacks	0.00	0.22	5,519.12
		7310	Tanks, Casks, Drums, Cans... (Excl. For Gas) Of Iron Or Steel, <300 L	0.01	0.20	2,614.57
		8703	Motor Cars And Other Motor Vehicles For The Transport Of Persons	0.08	0.16	113.08
		7615	Table, Kitchen, Household And Sanitary Articles... Of Aluminium	-	0.16	0.00
		6301	Blanketsand Travelling Rugs	-	0.16	0.00
		8716	Trailers And Semi-Trailers; Other Vehicles, Not Mechanically Propelled	-	0.14	0.00
		8429	Self-Propelled Bulldozers, Angledozer, Graders, Levellers, Etc	0.20	0.10	-48.67
		8702	Public-Transport Type Passenger Motor Vehicles	0.04	0.10	120.66
		8471	Automatic Data Processing Machines...; Magnetic Readers...; Nes	0.00	0.09	145,879.37
		8504	Electrical Transformers, Static Converters And Inductors	0.03	0.08	169.64
		0402	Milk And Cream, Concentrated Or Sweetened	-	0.07	0.00
		8704	Motor Vehicles For The Transport Of Goods	6.47	0.06	-99.07
		6402	Other Footwear With Outer Soles And Uppers Of Rubber Or Plastics	-	0.05	0.00
		8502	Electric Generating Sets And Rotary Converters	0.03	0.05	49.88
		9007	Cinematographic Cameras And Projectors	0.03	0.04	24.47
		2009	Fruit Juices (Incl. Grape Must) And Vegetable Juices, Unfermented	-	0.04	0.00
		1005	Maize(Corn)	-	0.04	0.00

Table 8c (Ctd): Intra-EAC Re-Exports of the major twenty products for 2011 compared to 2010, values in USD millions

Partner state	Country of destination	Hs Level	Description of Goods	2010	2011	% change
	Uganda	2 digits				
		10	Cereals	9.64	4.19	-56.57
		31	Fertilisers	0.15	1.84	1,097.33
		84	Nuclear Reactors, Boilers, Mchy & Mech Appliance; Parts	0.30	1.65	455.47
		39	Plastics And Articles Thereof	0.60	0.19	-68.22
		87	Vehicles O/T Railw/Tranw Rool-Stock, Pts & Accessories	0.03	0.18	489.19
		27	Mineral Fuels, Oils & Product Of Their Distillation; Etc	0.34	0.18	-46.81
		85	Electrical Mchy Equip Parts Thereof; Sound Recorder Etc	0.44	0.09	-80.63
		19	Prep Of Cereal, Flour, Starch/Milk; Pastrycooks' Prod	-	0.01	0.00
		90	Optical, Photo, Cine, Meas, Checking, Precision, Etc	0.01	0.01	-22.10
		22	Beverages, Spirits And Vinegar	-	0.01	0.00
		08	Edible Fruit And Nuts; Peel Of Citrus Fruit Or Melons	-	0.01	0.00
		01	Live Animals	-	0.00	0.00
		83	Miscellaneous Articles Of Basee Metal	-	0.00	0.00
		04	Dairy Prod; Birds' Eggs; Natural Honey; Edible Prod Nes	-	0.00	0.00
		94	Furniture; Bedding, Mattress, Matt Support, Cushion Etc	0.00	0.00	4.44
		73	Articles Of Iron And Steel	0.03	0.00	-99.19
		63	Other Made Up Textile Articles; Sets; Worn Clothing Etc	-	0.00	0.00
		30	Pharmaceutical Products	-	0.00	0.00
		49	Printed Books, Newspapers, Pictures & Other Product Etc	-	0.00	0.00
		82	Tool, Implement, Cutlery, Spoon & Fork, Of Base Met Etc	0.00	0.00	-90.55
		4 digits				
		1001	Wheat And Meslin	9.64	4.19	-56.57
		8429	Self-Propelled Bulldozers, Angledozer, Graders, Levellers, Etc	0.01	0.95	8,369.10
		8474	Machinery For Sorting..., Agglomerating... Earth, Stone, Ores, Etc	-	0.70	0.00
		3104	Mineral Or Chemical Fertilizers, Potassic	0.13	0.70	427.37
		3103	Mineral Or Chemical Fertilizers, Phosphatic	-	0.47	0.00
		3102	Mineral Or Chemical Fertilizers, Nitrogenous	0.02	0.39	1,774.78
		3105	Mineral Or Chemical Fertilizers, Nes; Other Fertilizers; Goods =<10Kg	-	0.28	0.00
		2710	Petroleum Oils And Oils Obtained From Bituminous Minerals, Other Than Crude	0.34	0.18	-46.81
		3923	Articles For Conveyance Or Packing Of Goods, Of Plastics	0.60	0.17	-70.87
		8704	Motor Vehicles For The Transport Of Goods	-	0.12	0.00
		8528	Television Receivers (Incl. Video Monitors And Video Projectors)	-	0.04	0.00

Table 8c (Ctd): Intra-EAC Re-Exports of the major twenty products for 2011 compared to 2010, values in USD millions

Partner state	Country of destination	Hs Level	Description of Goods	2010	2011	% change
		8505	Electro-Magnets; Permanent Magnets; Electro/Permanent Magnet Chucks...	-	0.03	0.00
		8711	Motocycles (Incl. Mopeds) And Cycles Fitted With An Auxiliary Motor	0.00	0.03	5,728.46
		8541	Diodes, Transistors, Etc; Photosensitive Devices; Light Emitting Diodes	-	0.02	0.00
		8708	Parts And Accessories Of The Motor Vehicles Of 87.01 To 87.05	-	0.02	0.00
		3919	Self-Adhesive Plates, Foil, Tape, Strip... Of Plastics	-	0.02	0.00
		8703	Motor Cars And Other Motor Vehicles For The Transport Of Persons	0.01	0.01	100.19
		1902	Pasta, Such As Spaghetti, Macaroni, Noodles, Lasagne, Etc; Couscous	-	0.01	0.00
		9015	Surveying, Hydrographic, Oceanographic... Instruments/Appliances, Nes	-	0.01	0.00
		0808	Apples, Pears And Quinces, Fresh	-	0.01	0.00
	Burundi	2 digits				
		31	Fertilisers	2.28	7.81	243.21
		11	Prod Mill Indust; Malt; Starches; Insulin; Wheat Gluten	-	0.12	0.00
		27	Mineral Fuels, Oils & Product Of Their Distillation; Etc	0.05	0.10	96.77
		84	Nuclear Reactors, Boilers, Mchy & Mech Appliance; Parts	0.00	0.08	2,200.76
		39	Plastics And Articles Thereof	0.00	0.05	15,618.73
		85	Electrical Mchy Equip Parts Thereof; Sound Recorder Etc	0.01	0.03	287.13
		38	Miscellaneous Chemical Products	-	0.02	0.00
		87	Vehicles O/T Railw/Tranw Rool-Stock, Pts & Accessories	0.05	0.01	-74.70
		36	Explosives; Pyrotechnic Prod; Matches; Pyro Alloy; Etc	0.03	0.01	-60.44
		69	Ceramic Products	0.00	0.00	317.20
		28	Inorgn Chem; Comps Of Prec Met, Radioact Elements Etc	0.01	0.00	-69.01
		90	Optical, Photo, Cine, Meas, Checking, Precision, Etc	-	0.00	0.00
		96	Miscellaneous Manufactured Articles	-	0.00	0.00
		64	Footwear, Gaiters And The Like; Parts Of Such Articles	0.00	0.00	229.26
		42	Articles Of Leather; Saddlery/Harness; Travel Goods Etc	-	0.00	0.00
		76	Aluminium And Articles Thereof	-	0.00	0.00
		70	Glass And Glassware	0.00	0.00	156.49
		52	Cotton	0.00	0.00	72.41
		82	Tool, Implement, Cutlery, Spoon & Fork, Of Base Met Etc	0.00	0.00	-75.02
		17	Sugars And Sugar Confectionery	-	0.00	0.00
		4 digits				
		3102	Mineral Or Chemical Fertilizers, Nitrogenous	0.67	7.53	1,028.61
		3104	Mineral Or Chemical Fertilizers, Potassic	-	0.22	0.00

Table 8c (Ctd): Intra-EAC Re-Exports of the major twenty products for 2011 compared to 2010, values in USD millions

Partner state	Country of destination	Hs Level	Description of Goods	2010	2011	% change
		1103	Cereal Groats, Meal And Pellets	-	0.12	0.00
		3105	Mineral Or Chemical Fertilizers, Nes; Other Fertilizers; Goods =<10Kg	0.26	0.05	-79.15
		2710	Petroleum Oils And Oils Obtained From Bituminous Minerals,Other Than Crude	0.05	0.05	-1.20
		2712	Petroleum Jelly; Paraffin Wax... And Other Mineral Waxes, Etc	-	0.05	0.00
		3901	Polymers Of Ethylene, In Primary Forms	-	0.05	0.00
		8419	Non-Domestic Heating/Cooling Equipment, Nes; Non-Electric Water Heaters	-	0.02	0.00
		8413	Pumps For Liquids; Liquid Elevators	-	0.02	0.00
		8502	Electric Generating Sets And Rotary Converters	-	0.02	0.00
		3816	Refractory Cements,Mortar, Concretes	-	0.02	0.00
		8448	Machinery Auxiliary To That Of 84.44, 84.45, 84.46, 84.47; Parts	-	0.01	0.00
		3602	Prepared Explosives	0.02	0.01	-58.12
		8714	Parts And Accessories Of Vehicles Of 87.11 To 87.13	-	0.01	0.00
		8435	Presses, Crushers, Etc, For Making Wine, Cider, Fruit Juices, Etc	-	0.01	0.00
		8528	Television Receivers (Incl. Video Monitors And Video Projectors)	-	0.01	0.00
		8437	Machines For Cleaning... Seed...; Milling... Machinery	0.00	0.01	723.13
		8501	Electric Motors And Generators (Excl. Generating Sets)	-	0.00	0.00
		8412	Other Engines And Motors	-	0.00	0.00
		6912	Ceramic Tableware, Kitchenware Excl.Porcelain Or China	0.00	0.00	386.53
	Rwanda	2 digits				
		31	Fertilisers	28.89	21.07	-27.05
		10	Cereals	-	8.38	0.00
		87	Vehicles O/T Railw/Tranw Rool-Stock, Pts & Accessories	-	1.13	0.00
		84	Nuclear Reactors, Boilers, Mchy & Mech Appliance; Parts	0.01	0.83	12,021.81
		36	Explosives; Pyrotechnic Prod; Matches; Pyro Alloy; Etc	0.02	0.46	2,037.26
		69	Ceramic Products	0.06	0.41	589.99
		85	Electrical Mchy Equip Parts Thereof; Sound Recorder Etc	0.36	0.38	4.37
		72	Iron And Steel	-	0.14	0.00
		27	Mineral Fuels, Oils & Product Of Their Distillation; Etc	0.01	0.12	698.55
		17	Sugars And Sugar Confectionery	0.00	0.07	6,429.61
		70	Glass And Glassware	0.02	0.04	145.43
		53	Other Vegetable Textile Fibres; Paper Yarn & Woven Fab	-	0.04	0.00
		37	Photographic Or Cinematographic Goods	-	0.04	0.00

Table 8c (Ctd): Intra-EAC Re-Exports of the major twenty products for 2011 compared to 2010, values in USD millions

Partner state	Country of destination	Hs Level	Description of Goods	2010	2011	% change
		73	Articles Of Iron And Steel	0.03	0.03	12.82
		48	Paper & Paperboard; Art Of Paper Pulp, Paper/Paperboard	-	0.03	0.00
		22	Beverages, Spirits And Vinegar	-	0.02	0.00
		39	Plastics And Articles Thereof	-	0.02	0.00
		20	Prep Of Vegetable, Fruit, Nuts Or Other Parts Of Plants	-	0.02	0.00
		21	Miscellaneous Edible Preparations	-	0.02	0.00
		33	Essential Oils & Resinoids; Perf, Cosmetic/Toilet Prep	-	0.01	0.00
		4 digts				
		3105	Mineral Or Chemical Fertilizers, Nes; Other Fertilizers; Goods =<10Kg	23.78	16.69	-29.80
		1001	Wheat And Meslin	-	8.38	0.00
		3102	Mineral Or Chemical Fertilizers, Nitrogenous	5.11	4.38	-14.21
		8704	Motor Vehicles For The Transport Of Goods	-	1.05	0.00
		3602	Prepared Explosives	0.02	0.46	2,037.26
		8429	Self-Propelled Bulldozers, Angledozer, Graders, Levellers, Etc	-	0.37	0.00
		8474	Machinery For Sorting..., Agglomerating... Earth, Stone, Ores, Etc	0.01	0.35	5,617.26
		6904	Ceramic Building Bricks, Flooring Blocks, Support Or Filler Tiles, Etc	0.06	0.31	414.93
		8517	Electrical Apparatus For Line Telephony Or Line Telegraphy	0.34	0.16	-51.64
		8506	Primary Cells And Primary Batteries	-	0.13	0.00
		2714	Bitumen And Asphalt, Natural; Bituminous Or Oil Shale...; Asphaltites...	-	0.11	0.00
		6907	Unglazed Ceramic Flags, Paving, Hearth Or Wall Tiles; Mozaic Cubes, Etc	-	0.10	0.00
		7204	Ferrous Waste And Scrap; Remelting Scrap	-	0.07	0.00
		7204	Ingots Of Iron Or Steel	-	0.07	0.00
		7214	Iron/Steel Bars And Rods, Forged, Etc (Incl. Twisted), Uncoiled	-	0.07	0.00
		8716	Trailers And Semi-Trailers; Other Vehicles, Not Machanically Propelled	-	0.07	0.00
		8431	Parts Suitable For Use With The Machinery Of 84.25 To 84.30	-	0.04	0.00
		5308	Yarn Of Other Vegetable Textile Fibres; Paper Yarn	-	0.04	0.00
		1704	Sugar Confectionery (Incl. White Chocolate), Not Containing Cocoa	0.00	0.04	3,657.47
		7004	Drawn/Blown Glass, In Sheets, Not Otherwise Worked	0.02	0.04	137.55
		8540	Thermionic, Cold Cathode Or Photocathode Valves And Tubes	-	0.04	0.00
Burundi	Kenya	2 digits				
		72	Iron And Steel	0.05	0.09	81.3
		84	Nuclear Reactors, Boilers, Mchy & Mech Appliance; Parts	0.02	0.00	-98.5
		79	Zinc And Articles Thereof	0.02	0.00	-100.0
		76	Aluminium And Articles Thereof	0.02	0.00	-100.0
		90	Optical, Photo, Cine, Meas, Checking, Precision, Etc	0.02	0.00	-100.0

Table 8c (Ctd): Intra-EAC Re-Exports of the major twenty products for 2011 compared to 2010, values in USD millions

Partner state	Country of destination	Hs Level	Description of Goods	2010	2011	% change
		4 digits	Ferrous Waste And Scrap; Remelting Scrap			
		7204	Ingots Of Iron Or Steel	0.05	0.09	81.3
		7602	Aluminium Waste And Scrap	0.02	0.00	-100.0
		7902	Zinc Waste And Scrap	0.02	0.00	-100.0
		8472	Other Office Machines (Incl. Hectograph... Duplicating Machines...)	0.01	0.00	-100.0
		8479	Machines And Mechanical Appliances, Having Individual Functions, Nes	0.01	0.00	-100.0
		9031	Measuring Or Checking Instruments, Appliances And Machines, Nes	0.02	0.00	-100.0
	Tanzania	2 digits				
		72	Iron And Steel	0.79	0.99	24.9
		79	Zinc And Articles Thereof	0.14	0.01	-93.9
		87	Vehicles O/T Railw/Tramw Roll-Stock, Pts & Accessories	0.01	0.00	-85.0
		85	Electrical Mchy Equip Parts Thereof; Sound Recorder Etc	0.23	0.00	-99.7
		84	Nuclear Reactors, Boilers, Mchy & Mech Appliance; Parts	0.31	0.00	-99.9
		4 digits				
		7204	Ferrous Waste And Scrap; Remelting Scrap Ingots Of Iron Or Steel	0.79	0.99	24.9
		8430	Earth Moving... Machinery, Nes; Pile- Drivers/Extractors; Snow-Ploughs	0.29	0.00	-100.0
		8431	Parts Suitable For Use With The Machinery Of 84.25 To 84.30	0.01	0.00	-100.0
		8504	Electrical Transformers, Static Converters And Inductors	0.23	0.00	-100.0
	Uganda	2 digits				
		72	Iron And Steel	0.89	0.91	2.7
		84	Nuclear Reactors, Boilers, Mchy & Mech Appliance; Parts	0.02	0.00	-100.0
		85	Electrical Mchy Equip Parts Thereof; Sound Recorder Etc	0.02	0.00	-100.0
		79	Zinc And Articles Thereof	0.01	0.00	-100.0
		31	Fertilisers	0.01	0.00	-100.0
		70	Glass And Glassware	0.01	0.00	-100.0
		4 digits				
		7204	Ferrous Waste And Scrap; Remelting Scrap Ingots Of Iron Or Steel	0.87	0.91	5.1
		7002	Glass In Balls, Rods Or Tubes, Unworked Machinery For Preparing Or Making Up	0.02	0.00	-100.0
		8478	Tobacco, Nes	0.02	0.00	-100.0
		8504	Electrical Transformers, Static Converters And Inductors	0.02	0.00	-100.0
		3105	Mineral Or Chemical Fertilizers, Nes; Other Fertilizers; Goods =<10Kg	0.01	0.00	-100.0
		7210	Rolled Iron Or Non-Alloy Steel, >=600Mm Wide, Clad, Plated Or Coated	0.01	0.00	-100.0
		7010	Carboys, Bottles, Flasks... Ampoules, Etc; Stoppers, Lids..., Of Glass	0.01	0.00	-100.0

Table 9a: Imports of Sensitive Products from EAC countries, 2006-2011, (US\$ million)

HS Sub heading	Description of Goods	Uganda				Tanzania				Kenya				Rwanda			Burundi		
		2009	2010	2011	% change	2009	2010	2011	% change	2009	2010	2011	% change	2010	2011	%change	2010	2011	%change
0401	Milk And Cream, Not Concentrated Or Sweetened	0.8	1.3	1.3	3.3	3.2	3.8	6.8	79.2	1.2	5.7	5.2	90.8	0.6	0.4	76.6	0.4	1.0	234.7
0402	Milk And Cream, Concentrated Or Sweetened	1.3	0.6	0.5	(18.8)	0.2	0.2	1.7	796.7	2.1	4.1	9.7	236.2	0.2	0.1	46.5	0.1	0.2	376.6
1001	Wheat And Meslin	0.5	1.1	0.6	(48.2)	-	0.0	404.6	8,371,098.0	-	0.4	-	-	0.5	1.2	221.3	0.1	0.0	0.3
1005	Maize(Corn)	1.0	0.2	0.3	59.8	1.4	2.0	15.4	659.7	3.1	12.7	32.7	258.0	14.3	6.2	43.6	0.7	14.3	2,030.3
1006	Rice	5.0	8.1	10.9	35.8	0.0	0.0	15.8	9,662,476.7	0.4	7.1	4.4	62.1	10.0	10.6	105.5	1.9	3.0	160.8
1101	Wheat Flour	1.0	0.2	0.3	26.0	0.1	0.0	21.7	58,364.4	-	0.6	0.3	41.6	0.3	0.4	123.2	2.6	1.9	74.6
1102	Cereal Flours, (Excl. Wheat Or Meslin)	0.0	0.1	0.5	500.8	-	0.0	4.5	9,050.4	-	0.0	0.9	2,876,851.6	2.7	1.2	43.9	0.2	1.5	748.1
1701	Cane Or Beet Sugar And Chemically Pure Sucrose, In Solid Form	2.8	1.6	0.5	(67.5)	0.0	0.0	112.7	581,727.6	1.8	6.1	0.0	0.8	20.4	16.1	79.1	1.5	0.1	8.3
2203	Beer Made From Malt	28.3	19.9	20.8	5.0	0.0	2.8	6.1	119.0	-	-	2.6	-	0.7	0.0	0.6	0.2	1.7	786.2
2402	Cigars, Cigarillos, Cigarettes, Etc, Of Tobacco Or Tobacco Substitutes	11.5	10.8	12.7	17.7	0.5	0.6	1.6	164.0	-	-	0.0	-	3.7	4.1	110.9	0.3		-
2403	Other Manufactured Tobacco And Substitutes; Homogenized Tobacco, Etc	0.0	-	0.0	-	-	-	0.1	-	-	-	-	-	-	0.0	-	-	0.0	-
2523	Portland Cement, Aluminous Cement, Persulphate Cement, Etc	74.2	70.0	81.8	16.8	0.4	1.3	70.9	5,331.1	-	-	-	-	42.1	51.5	122.4	14.3	22.8	159.6
3303	Perfumes And Toilet Water	0.1	0.0	0.0	41.4	0.0	0.0	1.5	34,524.1	-	-	-	-	0.1	0.1	50.1	0.0	0.0	208.4
3307	Shaving Preparations, Personal Deodorants, Etc, Nes; Room Deodorizers	0.0	0.0	0.0	7.7	0.0	0.0	1.6	15,297.9	-	-	-	-	0.1	0.2	207.3	0.0	0.0	272.0
3605	Matches, Other Than Pyrotechnic Articles Of Heading No 3604	0.0	0.0	0.0	(98.7)	-		2.9	-	0.3	0.3	0.3	122.6	0.1	0.2	408.2	0.0	0.1	512.3
4421	Other Articles Of Wood	0.0	0.0	0.1	28.1	0.0	0.0	0.7	5,234.8		-	0.0	-	0.1	0.1	62.6	0.0	0.0	255.4
5208	Woven Fabrics Of Cotton, With >=85% Cotton, But <200G/M2	0.0	0.1	0.1	31.6	-	0.1	0.6	893.8	0.1	0.1	0.1	72.7	0.1	0.2	338.3	0.1	0.0	14.8
5209	Woven Fabrics Of Cotton, With >=85% Cotton, >=200G/M2	0.0	0.1	0.0	(97.4)	0.0	0.0	0.3	1,937.0	0.4	0.4	0.0	9.3	0.1	0.3	587.7	0.0	0.1	414.7
5210	Woven Cotton Fabrics With Man-Made Fibres And <85% Cotton, =<200G/M2	0.1	0.0	0.0	60.0	-	0.0	0.5	5,589.9	0.0	-	-	-	0.0	0.0	99.0	0.0	0.0	4.5
5211	Woven Cotton Fabrics With Man-Made Fibres, With <85% Cotton, >200G/M2	0.0	0.0	-	(100.0)	-		0.1	-	0.5	0.5	0.6	115.7	0.0	0.0	238.3	0.0	0.0	26.1
5212	Other Woven Fabrics Of Cotton, Nes	0.0	0.0	0.0	(12.7)	-	0.0	0.9	44,765.4	0.0	0.1	-	-	0.0	0.0	123.2	-	0.0	-

Table 9a (Ctd): Imports of Sensitive Products from EAC countries, 2006-2011, (US\$ million)

HS Subheading	Description of Goods	Uganda				Tanzania				Kenya				Rwanda			Burundi		
		2009	2010	2011	% change	2009	2010	2011	% change	2009	2010	2011	% change	2010	2011	%change	2010	2011	%change
5513	Woven Fabrics, <85% Synthetic Staple Fibres, With Cotton, =<170G/M2	0.3	0.3	0.7	125.9	0.0	0.0	1.6	30,007.1	-	0.0	-	-	0.1	0.5	360.0	0.1	0.2	292.1
5514	Woven Fabrics, <85% Synthetic Fibres, Mixed With Cotton, >170G/M2	0.2	0.2	0.2	(4.2)	0.0	0.0	0.5	20,420.9	-	-	-	-	0.1	0.1	128.9	0.0	0.1	178.6
6211	Track Suits, Ski Suits And Swimwear; Other Than Garments	0.1	0.1	0.0	(76.8)	0.0	0.1	1.6	2,507.0	-	-	-	-	0.0	0.0	191.8	0.0	0.0	403.0
6302	Bed Linen, Table Linen, Toilet Linen And Kitchen Linen	0.1	0.1	0.0	(62.3)	0.1	0.0	5.3	15,469.9	0.0	0.0	0.2	2,149.8	0.1	0.1	133.9	0.0	0.1	293.4
6305	Sacks And Bags, Used For Packing Goods	1.1	2.2	2.3	3.3	0.6	0.5	6.9	1,180.9	0.3	0.0	0.9	2,569.9	1.0	1.4	141.4	0.2	0.5	240.0
6309	Worn Clothing	0.5	0.8	0.5	(41.3)	0.2	0.6	57.5	9,633.4	0.0	0.2	0.4	175.5	0.5	0.5	117.3	0.2	0.2	120.2
8309	Stoppers,Caps And Lids	5.2	5.3	6.6	24.7	4.4	4.2	6.9	64.9	0.0	-	0.0	-	0.3	0.1	43.9	0.0	0.6	221,185.2
8506	Primary Cells And Primary Batteries	0.2	0.1	0.3	127.6	0.7	0.3	10.6	3,459.1	-	-	-	-	0.0	0.0	68.6	0.1	0.3	280.2
8704	Motor Vehicles For The Transport Of Goods	2.1	2.4	4.3	78.5	6.0	6.1	270.0	4,327.1	-	-	-	-	0.0	0.0	922.5	0.0	0.2	916.9
	Total	136.7	125.7	145.4	15.7	18.0	22.8	1,031.8	26.3	10.2	38.4	58.5	152.5	98.2	95.9	97.7	23.2	49.1	211.5

Table 9b: Imports of Sensitive Products from Non-EAC countries, 2006 and 2011 (US\$ million)

HS Sub-heading	Description of Goods	Uganda				Tanzania				Kenya				Rwanda			Burundi		
		2009	2010	2011	% change	2009	2010	2011	% change	2009	2010	2011	% change	2010	2011	%change	2010	2011	%change
0401	Milk and Cream, Not Concentrated Or Sweetened	0.08	0.06	0.11	77.45	1.59	1.87	2.72	45.24	0.00	0.00	0.04	37856.43	0.00	0.03	802.23	0.03	0.11	275.87
0402	Milk And Cream, Concentrated Or Sweetened	0.82	1.33	2.35	76.61	0.88	0.72	1.65	128.43	6.59	3.63	4.85	33.72	0.69	1.01	46.93	1.12	3.24	190.63
1001	Wheat And Meslin	142.26	127.95	158.41	23.80	133.13	164.97	403.58	144.64	178.93	219.68	353.24	60.80	15.66	31.87	103.50	1.16	10.74	826.11
1005	Maize(Corn)	0.03	0.85	0.83	-2.05	6.95	13.64	15.30	12.19	435.78	52.70	96.53	83.19	0.83	0.30	-64.01	0.02	0.88	5054.26
1006	Rice	28.24	21.78	26.13	19.97	11.12	0.47	15.75	3223.42	95.63	93.45	136.87	46.46	6.61	6.01	-9.10	8.44	2.14	-74.64
1101	Wheat Or Meslin Flour	0.70	0.93	1.57	69.13	0.97	0.04	21.74	55348.04	19.67	9.40	28.03	198.20	0.90	0.54	-40.34	0.23	1.68	621.75
1102	Cereal Flours, (Excl. Wheat Or Meslin)	0.02	1.37	0.21	-84.69	1.08	2.31	4.48	94.51	0.26	0.02	0.09	321.10	2.85	6.65	133.39	0.50	5.44	984.47
1701	Cane Or Beet Sugar And Chemically Pure Sucrose, In Solid Form	60.74	76.49	120.60	57.67	39.94	47.56	112.66	136.86	91.74	162.23	110.16	-32.10	15.16	21.26	40.26	10.85	10.85	0.01
2203	Beer Made From Malt	1.57	2.05	2.01	-2.14	-	-	0.00	-	-	-	3.66	-	0.38	0.03	-91.14	1.30	2.84	118.64
2402	Cigars, Cigarillos, Cigarettes, Etc, Of Tobacco Or Tobacco Substitutes	0.28	0.49	0.53	9.36	0.11	0.28	0.89	222.13	0.03	0.03	3.28	12481.84	0.00	0.00	-67.75	0.00	0.00	-100.00
2403	Other Manufactured Tobacco And Substitutes; Homogenized Tobacco, Etc	0.05	0.14	0.12	-10.63	0.01	0.03	0.06	119.40	0.18	1.06	3.23	204.69	0.00	0.00	-	0.00	0.00	-
2523	Portland Cement, Aluminous Cement, Persulphate Cement, Etc	41.01	34.88	24.09	-30.95	35.81	51.45	63.06	22.58	42.13	71.61	74.64	4.23	0.83	0.34	-59.44	23.16	22.20	-4.12
3303	Perfumes And Toilet Water	1.42	1.37	1.49	8.13	0.00	0.00	0.00	-	-	-	8.15	-	0.08	0.10	16.46	0.02	0.19	693.67
3307	Shaving Preparations, Personal Deodorants, Etc, Nes; Room Deodorizers	1.12	1.65	1.74	5.62	0.00	0.00	0.00	-	-	-	4.91	-	0.20	0.44	123.79	0.07	0.19	175.59
3605	Matches (Excl. Pyrotechnic Articles Of 36.04)	2.29	2.70	2.08	-22.80	1.18	1.95	2.93	50.60	2.85	1.98	1.81	-8.83	0.41	0.32	-23.10	0.00	0.00	-
4421	Other Articles Of Wood	0.26	0.17	0.25	40.60	-	-	0.63	-	-	-	1.89	-	0.08	0.05	-38.81	0.02	0.04	150.95
5208	Woven Fabrics Of Cotton, With >=85% Cotton, But <200G/M2	4.89	3.46	3.74	8.06	5.21	2.65	0.86	-67.65	0.18	0.28	17.09	5963.33	1.08	0.76	-29.07	0.28	0.25	-8.78
5209	Woven Fabric Of Cotton Containing >=85% Weight Of Cotton, Weighing >200G/M2	1.61	2.03	0.02	-98.82	0.44	0.29	-	-	0.17	0.11	19.30	17492.29	0.32	0.35	8.29	0.00	0.02	532.12
5210	Woven Fabric Of Cotton Containing <85% Weight Of Cotton, Weighing <=200G/M2	1.46	1.69	0.09	-94.88	0.08	0.06	0.54	760.85	1.29	0.36	2.77	672.66	0.00	0.01	15.54	0.00	0.01	108.53
5211	Woven Cotton Fabrics With Man-Made Fibres, With <85% Cotton, >200G/M2	0.12	0.09	0.07	-21.22	0.11	0.09	-	-	0.21	0.10	11.07	11485.26	0.01	0.10	1174.44	0.03	0.08	215.08
5212	Other Woven Fabrics Of Cotton, Nes	0.41	0.93	0.17	-81.30	0.11	0.03	0.87	2617.15	0.92	1.23	7.69	524.09	0.02	0.04	123.61	0.03	0.01	-72.55

Table 9b (Ctd): Imports of Sensitive Products from Non-EAC countries, 2006 and 2011 (US\$ million)

HS Sub-heading	Description of Goods	Uganda				Tanzania				Kenya				Rwanda			Burundi		
		2009	2010	2011	% change	2009	2010	2011	% change	2009	2010	2011	% change	2010	2011	%change	2010	2011	%change
5513	Woven Fabrics, <85% Synthetic Staple Fibres, With Cotton, =<170G/M2	4.16	5.13	6.55	27.79	2.17	0.48	2.11	337.84	9.09	8.54	7.12	-16.55	0.65	0.51	-21.95	0.18	0.31	75.59
5514	Woven Fabrics, <85% Synthetic Fibres, Mixed With Cotton, >170G/M2	2.56	2.28	2.00	-12.06	0.57	0.36	-	-	0.95	1.19	1.42	19.63	1.73	1.12	-35.29	2.24	0.51	-77.38
6211	Track Suits, Ski Suits And Swimwear; Other Than Garments	0.93	0.43	0.99	133.18	1.65	1.54	1.51	-2.02	1.14	1.42	1.49	5.16	0.95	0.07	-92.40	0.06	0.01	-84.58
6302	Bed Linen, Table Linen, Toilet Linen And Kitchen Linen	6.18	5.99	3.97	-33.74	4.59	3.50	5.05	44.14	4.75	5.49	4.03	-26.51	0.48	0.46	-3.77	0.12	0.59	374.05
6305	Sacks And Bags, Used For Packing Goods	3.12	4.80	4.53	-5.59	2.36	2.65	6.41	141.39	3.96	1.20	10.31	757.96	0.46	0.86	86.38	0.34	0.21	-40.28
6309	Worn Clothing And Other Worn Articles	30.04	37.00	43.56	17.73	35.75	46.34	57.16	23.34	58.15	81.92	76.23	-6.95	9.72	12.45	28.11	3.23	7.44	130.70
8309	Stoppers, Caps And Lids, Capsules For Bottles... Of Base Metal	0.35	0.35	0.58	63.28	1.04	0.99	0.92	-7.21	12.31	12.27	12.78	4.19	1.91	1.97	2.83	1.50	3.58	138.98
8506	Primary Cells And Primary Batteries	11.18	10.97	13.14	19.74	8.59	7.35	10.31	40.33	8.81	9.62	10.68	11.02	4.61	4.03	-12.60	0.67	2.86	328.60
8704	Motor Vehicles For The Transport Of Goods	88.70	97.93	124.93	27.56	0.00	0.00	-	-	0.00	0.00	192.42	-	13.08	22.22	69.85	8.42	24.18	187.27
	Total	436.59	447.28	546.87	22.26	295.44	351.62	731.18	107.95	975.71	739.50	1205.80	63.06	79.71	113.88	42.87	64.01	100.60	57.17

Source: Partner State Revenue Authorities

Table 10: Values of Imported Products attracting Excise Duty for 2009 to 2011 (US\$ million)

Partner State	HS chapter	Hs Description				Percentage change	Percentage change
			2009	2010	2011	2010	2011
Uganda							
	17	Sugars and Sugar Confectionary	37.82	52.84	93.44	39.70	76.84
	20	Prep Of Vegetable, Fruit, Nuts Or Other Parts Of Plants	1.77	1.86	0.36	5.23	-80.41
	22	Beverages, Spirits and Vineger	59.03	52.11	61.35	-11.71	17.72
	24	Tobacco and Manufactured Tobacco substitutes	11.87	11.46	13.40	-3.50	17.01
	25	Salt; Sulphur; Earth & Ston; Plastering Mat; Lime & Cement	64.61	65.10	71.03	0.75	9.11
	27	Petroleum Oils, Etc, (Excl. Crude); Preparations Threof, Nes	547.12	708.31	982.84	29.46	38.76
	39	Plastics and Articles Threof	0.19	0.27	0.25	41.21	-5.73
		Subtotal	722.42	891.94	1,222.68	23.47	37.08
Kenya							
	20	Preparations of vegetables, fruit, nuts or other parts of plants.	3.48	4.74	4.42	4.84	-6.76
	21	Miscellaneous edible preparations.	8.51	13.81	28.64	3.49	107.45
	22	Beverages, spirits and vinegar.	27.86	23.93	41.02	-6.76	71.44
	24	Tobacco and manufactured tobacco substitutes.	0.44	1.06	3.55	-16.69	234.20
	27	Mineral fuels, mineral oils and products of their distillation	1,341.01	2,420.93	2,359.38	-21.17	-2.54
	33	Essential oils and resinoids; perfumery, cosmetic or toilet preparations.	17.14	14.59	23.39	3.03	60.35
	39	Plastics and articles thereof.	3.45	2.61	5.80	-12.49	121.92
	63	Other made up textile articles; sets; worn clothing and worn textile articles; rags.	0.51	0.00	0.00	-39.38	-
	71	Natural or cultured pearls, precious or semi-precious stones, precious metals,	0.51	0.00	0.00	-67.24	-
	87	Vehicles other than railway or tramway rolling-stock, and parts and accessories thereof.	312.42	351.08	306.71	-4.43	-12.64
		Subtotal	1,715.33	2,832.75	2,772.91	-18.05	-2.11
Tanzania							
	22	Beverages, Spirits And Vinegar	38.07	34.15	41.85	46.56	22.55
	24	Tobacco And Manufactured Tobacco Substitutes	15.04	1.17	1.55	2445.21	33.26
	27	Mineral Fuels, Oils & Product Of Their Distillation; Etc	1,481.60	2,127.74	3,486.18	-36.02	63.84
	39	Plastics And Articles Thereof	62.57	0.00	0.00	219,887.39	14.04
	87	Vehicles O/T Railw/Tramw Roll-Stock, Pts & Accessories	778.04	130.04	146.71	515.27	12.82
		Subtotal	2,375.32	2,293.09	3,676.30	-3.79	60.32
Rwanda							
	04	Milk And Cream, Concentrated Or Sweetened (Powdered Milk)	0.94	0.62	0.84	-11.85	35.32
	20	Fruit Juices (Incl. Grape Must) And Vegetable Juices, Unfermented	0.76	1.47	1.96	138,241.30	33.57
	22	Beverages, Spirits and Vineger	2.68	3.05	5.57	-40.23	82.91
	24	Tobacco and Manufactured Tobacco substitutes	0.03	0.03	4.12	-99.36	12,609.59
	27	Petroleum Oils, Etc, (Excl. Crude); Preparations Threof, Nes	45.91	71.65	112.42	65.52	56.90
	87	Motor Cars And Other Motor Vehicles For The Transport Of Persons	20.00	20.57	13.02	-23.88	-36.72
		Subtotal	70.32	97.39	137.93	10.01	41.62

Table11a: Customs Revenue collected by EAC Partner states, 2007-2011, Values in US\$ millions

Partner state Tax head	2009		2010		2011		2009	2010	2011	2011
	Target	Actual	Target	Actual	Target	Actual	Performance rate (%)			% change
Uganda										
Import	209.69	187.59	201.53	189.53	181.58	188.84	89.46	94.05	104.00	-0.36
Excise Duty	386.63	379.17	423.62	395.50	418.97	402.85	98.07	93.36	96.15	1.86
VAT Imports	407.03	396.79	433.21	401.59	412.72	444.57	97.48	92.70	107.72	10.70
Other	70.56	63.67	68.43	69.98	71.44	86.24	90.24	102.25	120.71	23.25
Total Trade taxes	1073.91	1027.21	1126.79	1056.59	1084.72	1122.51	95.65	93.77	103.48	6.24
Total Revenue	2149.67	2103.95	2396.83	2284.48	2379.21	2392.19	97.87	95.31	100.55	4.72
Percentage of Trade taxes to Total Revenue		48.82		46.25		46.92				
Kenya										
Import Duty	500.45	499.75	560.77	555.34	586.31	541.53	99.86	99.03	92.36	-2.49
Excise Duty	525.79	551.19	569.06	543.32	528.92	448.92	104.83	95.48	84.87	-17.37
VAT Imports	880.75	746.93	930.36	917.71	948.12	1009.41	84.81	98.64	106.46	9.99
Other	567.97	587.90	606.47	608.94	627.38	640.49	103.51	100.41	102.09	5.18
Total Trade taxes	2474.97	2385.77	2666.66	2625.31	2690.73	2640.35	96.40	98.45	98.13	0.57
Total Revenue	6663.79	6604.68	7546.84	7277.38	7673.07	7544.95	99.11	96.43	98.33	3.68
Percentage of Trade taxes to Total Revenue		36.12		36.07		34.99				
Tanzania										
Import Duty	303.33	283.97	329.49	302.38	320.86	304.71	93.62	91.77	94.97	0.77
Excise Duty	450.65	376.54	445.61	395.56	402.15	405.53	83.55	88.77	100.84	2.52
VAT	532.60	519.46	634.74	605.15	685.92	623.32	97.53	95.34	90.87	3.00
Other	223.71	207.42	227.36	215.32	214.84	266.60	92.72	94.70	124.09	23.81
Total Trade taxes	1519.55	1387.39	1637.20	1518.40	1623.77	1600.16	91.30	92.74	98.55	5.38
Total Revenue	3640.04	3264.93	3900.30	3573.70	3852.93	3805.82	89.69	91.63	98.78	6.50
Percentage of Trade taxes to Total Revenue		42.49		42.49		42.04				
Rwanda										
Import	69.11	62.12	50.75	44.96	52.16	52.33	89.89	88.59	100.32	16.40
Excise Duty	34.68	39.05	48.51	63.09	79.36	80.33	112.60	130.04	101.23	27.33
VAT Imports	94.27	95.09	93.07	87.31	93.41	99.61	100.87	93.81	106.64	14.09
Other	20.11	34.28	19.71	43.95	25.20	52.19	170.46	222.99	207.08	18.74
Total Trade taxes	218.17	230.54	212.04	239.31	250.13	284.47	105.67	112.86	113.72	18.87
Total Revenue	607.88	653.77	657.13	730.89	819.11	868.44	107.55	111.22	106.02	18.82
Percentage of Trade taxes to Total Revenue		35.26		32.74		0.33				
Burundi										
Import Duty	40.92	46.68	42.66	41.51	32.30	38.72	114.09	97.30	119.88	-6.72
VAT	68.90	87.20	80.44	89.70	113.57	140.62	126.56	-	123.81	56.76
Excise Duty	46.35	51.75	52.74	62.52	61.96	54.39	111.66	118.55	87.78	-13.01
Other	18.60	4.99	253.80	6.75	42.35	115.96	26.82	2.66	273.78	1617.88
Total customs revenue	174.76	190.62	429.64	200.48	250.19	349.68	109.07	46.66	139.77	74.42
Total Tax Revenue	280.71	252.04	627.70	295.00	363.05	375.20	89.79	47.00	103.35	27.19
Percentage of Trade taxes to Total Revenue		75.63		67.96		93.20				

Table 12: Total Exemptions and Remissions granted by EAC partner states for 2011 compared to 2010, USD Millions

Partner states	Heading	2007	2008	2009	2010	2011	Annual Percentage change 2010	Annual Percentage change 2011
Uganda	Value of Exemptions	217.5	211.4	503.1	535.5	374.5	6.4	-30.1
	Revenue Foregone	49.4	56.2	121.4	121.3	70.3	-0.1	-42.1
	Total Trade taxes	919.1	1102.0	1027.2	1056.6	1122.5	2.9	6.2
	Percentage Foregone	5.1	4.9	10.6	10.3	5.9		
Tanzania	Value of Exemptions	1496.2	1826.1	1922.4	1880.5	2032.8	-2.2	8.1
	Revenue Foregone	268.3	435.9	451.1	339.1	483.2	-24.8	42.5
	Total Trade taxes	1104.7	1440.9	1414.9	1518.4	1600.2	7.3	5.4
	Percentage Foregone	19.5	23.2	24.2	18.3	23.2		
Kenya	Value of Exemptions	1626.7	2306.2	2705.3	2932.5	3620.8	8.4	23.5
	Revenue Foregone	430.8	566.9	644.4	601.7	787.0	-6.6	30.8
	Total Trade taxes	2273.2	2451.6	2385.8	2625.3	2640.4	10.0	0.6
	Percentage Foregone	15.9	18.8	21.3	18.6	23.0		
Rwanda	Value of Exemptions	160.5	374.9	481.8	479.0	501.8	-0.6	4.8
	Revenue Foregone	87.1	129.2	152.9	127.9	134.9	-16.3	5.5
	Total Trade taxes	159.0	235.3	230.5	239.3	284.5	3.8	18.9
	Percentage Foregone	54.8	54.9	66.3	53.5	47.4		
Burundi	Value of Exemptions	322.3	403.0	113.8	143.3	173.8	26.0	21.3
	Revenue Foregone	78.4	19.9	24.7	51.3	59.1	107.8	15.2
	Total customs revenue	99.3	198.9	226.7	224.0	349.7	-1.2	56.1
	Percentage Foregone	78.9	10.0	10.9	22.9	16.9		

Source: Partner State Revenue Authorities

Table 13: Tariff Bands, 2007 - 2011, US\$ Millions

	Tariff band status	2007 - 2011					Percent share	Percent share	Annual %age
		2007	2008	2009	2010	2011	2010 (%)	2011 (%)	change 2011 over 2010
Uganda	0%	2,429.32	3,205.25	3,045.39	3,485.55	4,296.95	74.73	76.31	23.28
	2%			114.19	0.18	-	0.00	0.00	(100.00)
	4%	-	192.63	2.03	2.24	1.65	0.05	0.03	(26.39)
	6%	196.78	17.29	16.88	25.42	23.90	0.54	0.42	(5.96)
	10%	228.20	327.29	268.62	291.10	337.77	6.24	6.00	16.03
	25%	554.56	668.23	676.52	716.94	839.90	15.37	14.92	17.15
	>25%	86.54	115.16	133.98	142.92	130.70	3.06	2.32	(8.55)
	Total	3,495.40	4,525.87	4,257.60	4,664.34	5,630.87	100.00	100.00	20.72
Kenya	0%	5,616.15	7,478.90	6,288.15	7,776.50	9,830.07	65.05	67.12	26.41
	10%	1,277.89	1,317.74	1,294.17	1,449.98	1,642.70	12.13	11.22	13.29
	25%	1,672.94	1,803.21	1,738.20	2,117.97	2,375.75	17.72	16.22	12.17
	>25%	421.93	540.67	868.06	610.45	797.79	5.11	5.45	30.69
	Total	8,988.91	11,140.52	10,188.58	11,954.90	14,646.30	100.00	100.00	22.51
Rwanda	0%	145.70	263.38	398.25	525.75	950.47	45.32	69.90	80.78
	5%	93.81	123.76	63.93	-	72.34	-	5.32	-
	10%	-	-	64.37	159.36	114.10	13.74	8.39	(28.40)
	15%	123.71	195.16	110.57	-	-	-	-	-
	25%	-	-	449.42	409.04	204.43	35.26	15.03	(50.02)
	>25%	298.51	454.78	25.64	65.81	18.36	5.67	1.35	(72.10)
	Total	661.74	1,037.07	1,112.18	1,159.96	1,359.70	100.00	100.00	0.17
Tanzania	0%	5,616.15	7,478.90	3,710.90	4,486.10	7,289.12	17648.74	30494.68	62.48
	10%	1,277.89	1,317.74	1,606.80	2,298.40	1,860.48	9042.12	7783.47	(19.05)
	25%	1,672.94	1,803.21	1,075.30	1,107.30	1,787.79	4356.22	7479.35	61.45
	>25%	421.93	540.67	113.8	164.30	242.71	646.37	1015.40	47.72
	Total	8,988.91	11,140.52	6,506.80	8,056.10	11,180.10	31693.45	46772.90	38.78

East African Community
EAC Close
P.O. Box 1096
Arusha; Tanzania
Tel: +255 27 2162100
Fax: +255 27 2162190
eac@eachq.org
<http://www.eac.int>

